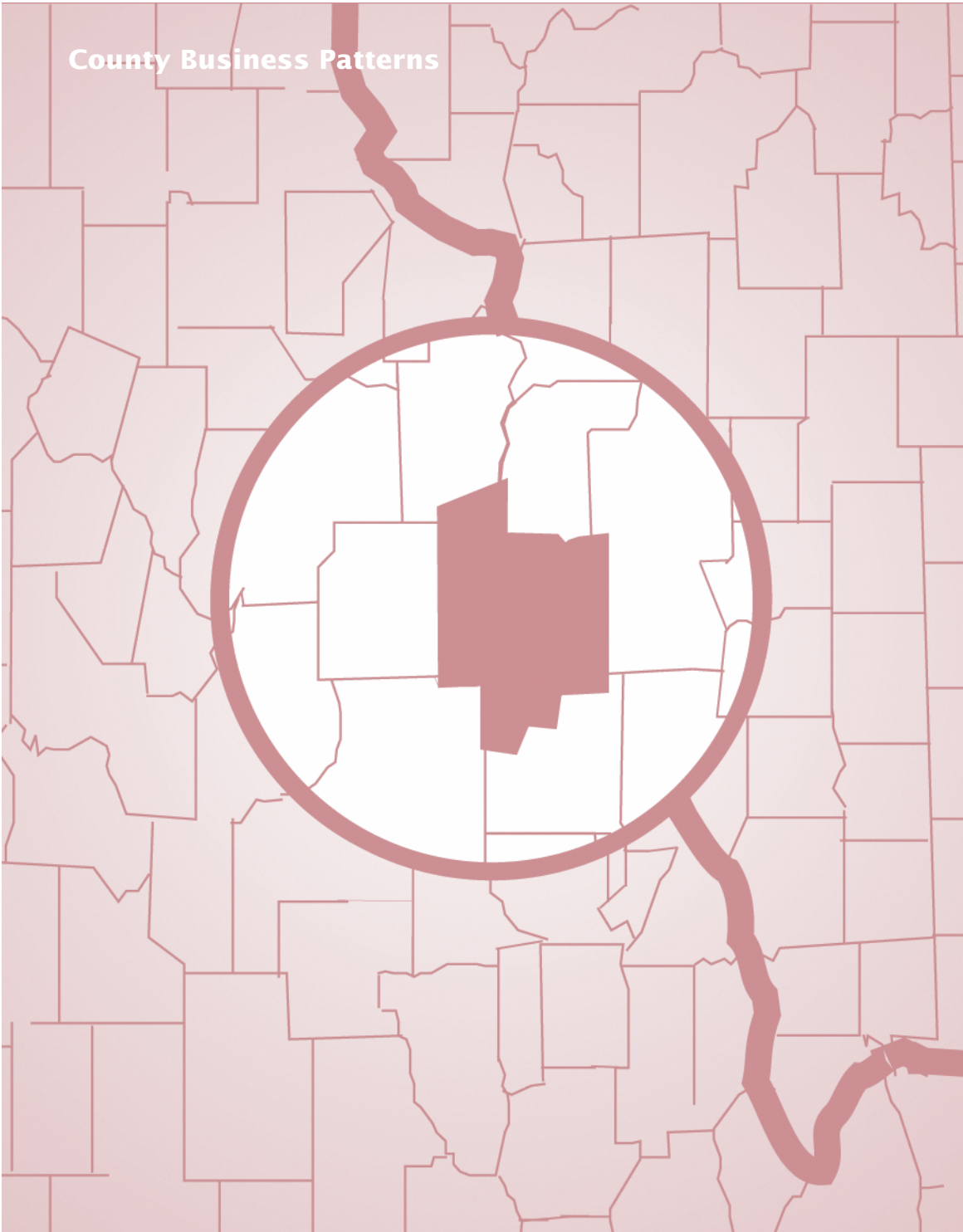


# Missouri: 2003

Issued September 2005

CBP/03-27

## County Business Patterns



U S C E N S U S B U R E A U

*Helping You Make Informed Decisions*

U.S. Department of Commerce  
Economics and Statistics Administration  
U.S. CENSUS BUREAU



## ACKNOWLEDGMENTS

This report was prepared under the general direction of **Franklin Winters**, Assistant Division Chief for Research and Methodology, Economic Planning and Coordination Division. **Paul Hanczaryk**, Chief, Register Analysis Branch, supervised the preparation of this report and was assisted by **Susan Keehan**, **Phil Thompson**, and **Jim Warden**. **Stefan Belliveau**, **Joel Fowler**, **Mary Green**, **Lavelle Lee**, **Tracy Palmer**, and **Jon Youngman** contributed in resolving establishment processing problems and in data analysis. **David Chapman** contributed to the editing system and provided other methodological improvements.

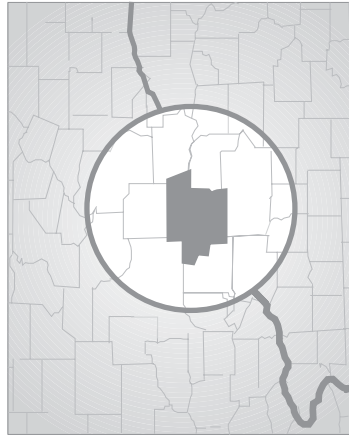
Additional data analysis was provided by the staffs of **Bernard J. Fitzpatrick**, Assistant Division Chief for Collection Activities, Economic Planning and Coordination Division, assisted by **David Eade**; and **Mark Grice**, Assistant Division Chief, Processing, National Processing Center, assisted by **Marsha Sowders** and **Jan Speaker**. Statistical methodology and quality assurance operations were performed by **Michael Kornbau**, **Steve Klement**, **Thomas Cevis**, and **Michelle Vile**.

**Steven McCraith**, Chief, Census Related Surveys Branch, Economic Statistical Methods and Programming Division, assisted by **Dan Vacca**, supervised computer support operations. **Jerry Richards** and **Bob Penrod** provided additional support for computer operations.

**Bernadette J. Beasley**, **Michael T. Browne**, and **Kevin Proctor** of the Administrative and Customer Services Division, **Walter C. Odom**, Chief, provided publications and printing management, graphics design and composition, and editorial review for print and electronic media. General direction and production management were provided by **James R. Clark**, Assistant Division Chief, and **Susan L. Rappa**, Chief, Publications Services Branch.

Special acknowledgment is also due the many businesses whose cooperation has contributed to the publication of these data.

## County Business Patterns



**U.S. Department of Commerce**  
**Carlos M. Gutierrez,**  
Secretary

**David A. Sampson,**  
Deputy Secretary

**Economics and Statistics  
Administration**

**Kathleen B. Cooper,**  
Under Secretary for  
Economic Affairs

**U.S. CENSUS BUREAU**  
**Charles Louis Kincannon,**  
Director

---

SUGGESTED CITATION

U.S. Census Bureau,  
County Business Patterns 2003

**MISSOURI**

Washington, DC,  
2005



**Economics  
and Statistics  
Administration**

**Kathleen B. Cooper,**  
Under Secretary  
for Economic Affairs



**U.S. CENSUS BUREAU**

**Charles Louis Kincannon,**  
Director

**Hermann Habermann,**  
Deputy Director and  
Chief Operating Officer

**Thomas L. Mesenbourg,**  
Associate Director  
for Economic Programs

**Thomas L. Mesenbourg,**  
Acting Assistant Director  
for Economic Programs

**Shirin A. Ahmed,**  
Chief, Economic  
Planning and Coordination Division

CONTENTS

|   |      |
|---|------|
| General Explanation   |      |
| Introduction .....  | IV   |
| Industry Classifications .....  | IV   |
| Comparability With Other Data .....   | V    |
| Data Products .....   | V    |
| Sources of Data .....   | VI   |
| Definitions of Basic Data Items .....   | VI   |
| Industry and Geography Classifications .....  | VII  |
| Data Withheld From Publication .....  | VIII |
| Reliability of Data .....   | VIII |
| Abbreviations and Symbols .....   | VIII |
| State Map .....   | IX   |
| Tables  |      |
| 1. The State—Establishments, Employees, and Payroll by Major Group: 2003 and 2002 .....                       | 1    |
| 2. The State—Employees, Payroll, and Establishments by Industry: 2003 .....                                   | 3    |
| 3. The State—Employees and Annual Payroll by Employment-Size Class: 2003 .....                                | 32   |
| 4. The State—Establishments With 1,000 Employees or More by Major Group and Employment-Size Class: 2003 ..... | 37   |
| 5. The State—Employees, Payroll, and Establishments by County: 2003 and 2002 .....                            | 38   |
| 6. Counties—Employees, Payroll, and Establishments by Industry: 2003 .....                                    | 40   |
| Description of Publications Issued in Previous Years—Inside Back Cover  |      |

# General Explanation

---

## INTRODUCTION

County Business Patterns is an annual series that provides subnational economic data by industry. The series is useful for studying the economic activity of small areas; analyzing economic changes over time; and as a benchmark for statistical series, surveys, and databases between economic censuses. Businesses use the data for analyzing market potential, measuring the effectiveness of sales and advertising programs, setting sales quotas, and developing budgets. Government agencies use the data for administration and planning.

County Business Patterns covers most of the country's economic activity. The series excludes data on self-employed individuals, employees of private households, railroad employees, agricultural production employees, and most government employees.

This series has been published annually since 1964 and at irregular intervals dating back to 1946. The comparability of data over time may be affected by definitional changes in establishments, activity status, and industrial classifications. For more details on these changes, see the section "Comparability With Other Data."

## INDUSTRY CLASSIFICATIONS

Beginning in 1998, data from the County Business Patterns series are published primarily on the basis of the North American Industry Classification System (NAICS). Earlier County Business Patterns data were published according to the Standard Industrial Classification (SIC) system. While many of the individual NAICS industries correspond directly to industries as defined under the SIC system, most of the aggregate NAICS groupings do not.

Particular care should be taken in comparing data for retail trade, wholesale trade, and manufacturing, which are sector titles used in both NAICS and SIC, but cover somewhat different groups of industries. For more information on NAICS and changes from the SIC system, go to [www.census.gov/epcd/www/naics.html](http://www.census.gov/epcd/www/naics.html).

The 2003 County Business Patterns series includes the following NAICS sectors:

| <i>Sector</i> | <i>Description</i>   |
|---------------|--|
| 11            | Forestry, Fishing, Hunting, and Agriculture Support                      |
| 21            | Mining   |
| 22            | Utilities  |
| 23            | Construction   |
| 31-33         | Manufacturing  |
| 42            | Wholesale Trade  |
| 44-45         | Retail Trade   |
| 48-49         | Transportation and Warehousing   |
| 51            | Information  |
| 52            | Finance and Insurance  |
| 53            | Real Estate and Rental and Leasing                                       |
| 54            | Professional, Scientific, and Technical Services                         |
| 55            | Management of Companies and Enterprises                                  |
| 56            | Administrative and Support and Waste Management and Remediation Services |
| 61            | Educational Services   |
| 62            | Health Care and Social Assistance  |
| 71            | Arts, Entertainment, and Recreation                                      |
| 72            | Accommodation and Food Services  |
| 81            | Other Services (except Public Administration)                            |
| 99            | Unclassified   |

---

County Business Patterns data are tabulated by industry as defined in the manual entitled *North American Industry Classification System: United States, 2002* with some exceptions.

The 2003 County Business Patterns covers all NAICS industries except crop and animal production (NAICS 111,112), rail transportation (NAICS 482), Postal Service (NAICS 491), pension, health, welfare, and vacation funds (NAICS 525110, 525120, 525190), trusts, estates, and agency accounts (NAICS 525920), private households (NAICS 814), and public administration (NAICS 92).

## **COMPARABILITY WITH OTHER DATA**

### **Earlier County Business Patterns**

The comparability of data with previous County Business Patterns series may be affected by the following revisions:

- Beginning with the 2003 County Business Patterns series, the industry classifications are based on the 2002 North American Industry Classification System (NAICS). The revisions from the 1997 NAICS are primarily in the Construction, Wholesale Trade, Retail Trade, and Information sectors. A complete description of the changes in NAICS codes from 1997 to 2002 is located at the following link: <[www.census.gov/epcd/naics02](http://www.census.gov/epcd/naics02)>.
- Beginning with the 2003 County Business Patterns survey, cases previously classified under NAICS code 95 (auxiliaries) are coded in the operating NAICS sector of the establishment.
- The change in industrial classification systems from the Standard Industrial Classification (SIC) system to the NAICS that occurred in 1998. A complete description of the correspondence between the SIC system and the NAICS is located at the following link: <[www.census.gov/epcd/www/naicstab.htm](http://www.census.gov/epcd/www/naicstab.htm)>.
- The change in definition of “active” establishments in 1983.
- The change from a “reporting unit” concept to “establishment”-based data in 1974.

A description of previous County Business Patterns publications is provided on the inside back cover.

### **2002 Economic Census**

Definitional and coverage differences may affect the direct comparison of 2002 Economic Census and County Business Patterns data. Definitions of an establishment, employment, and payroll are detailed in the introductory text of each publication.

The 2002 Economic Census generally uses respondent-reported data. County Business Patterns uses administrative record data for small establishments. Although efforts are made to resolve significant differences in the data, differences are known to exist.

Some large companies report different activities at the same location as separate profit centers. The County Business Patterns program treats each profit center as a separate establishment. The 2002 Economic Census may combine the profit centers into one establishment. This results in establishment count differences.

## **DATA PRODUCTS**

### **Reports**

The County Business Patterns data series includes a separate printed report for each state, the District of Columbia, Puerto Rico, and the United States. Individual state reports present payroll and employment data for the state and counties by industry. The reports also include the number of establishments by industry and employment size class.

The United States report presents similar data for the country as a whole. In addition, the U.S. report provides employment and payroll data by employment size class for major industry groups.

Data for industries with fewer than 100 employees, as well as data for detailed industries withheld to avoid disclosing data for individual companies, are not shown in the printed reports. However, these data are available on CD-ROM and other computer products.

---

## **Electronic Data Formats**

County Business Patterns series data are available on CD-ROM, which includes software for creating County Business Patterns data files compatible with popular database and spreadsheet software. In addition, ZIP Code Business Patterns data are available on DVD-ROM starting in 2002 and on CD-ROM for previous years. ZIP Code Business Patterns data are available shortly after the release of County Business Patterns and include the number of establishments by NAICS industry.

Publications also are available in Portable Document Format (PDF) at <[www.census.gov/prod/www/abs/cbpttotal.html](http://www.census.gov/prod/www/abs/cbpttotal.html)>. In order to view these files, you will need the Adobe® Acrobat® Reader, which is available for free from the Adobe Web site at <[www.adobe.com](http://www.adobe.com)>. Alternatively, the Census Bureau will print the publication, give it a glue binding, and ship it to you for a fee.

For information and options to order County Business Patterns data products, contact:

Customer Services Center  
Marketing Services Office  
U.S. Census Bureau  
Washington, DC 20233

Telephone: 301-763-INFO (4636)  
Internet address: [www.census.gov](http://www.census.gov)

## **Special Tabulations**

Special tabulations of County Business Patterns are available on a cost-reimbursable basis. For more information, contact:

U.S. Census Bureau  
Economic Planning and Coordination Division  
Register Analysis Branch  
Washington, DC 20233

Telephone: 301-763-2580  
Fax: 301-457-4433  
E-mail: [epcd.county.business.patterns@census.gov](mailto:epcd.county.business.patterns@census.gov)

## **SOURCES OF DATA**

County Business Patterns basic data items are extracted from the Business Register, a file of all known single and multiestablishment employer companies maintained and updated by the U.S. Census Bureau. The annual Company Organization Survey provides individual establishment data for multiestablishment companies. Data for single-establishment companies are obtained from various Census Bureau programs, such as the Annual Survey of Manufactures and Current Business Surveys, as well as from administrative records of the Internal Revenue Service, the Social Security Administration, and the Bureau of Labor Statistics.

## **DEFINITIONS OF BASIC DATA ITEMS**

### **Establishments**

An establishment is a single physical location at which business is conducted or services or industrial operations are performed. It is not necessarily identical with a company or enterprise, which may consist of one or more establishments. When two or more activities are carried on at a single location under a single ownership, all activities generally are grouped together as a single establishment. The entire establishment is classified on the basis of its major activity and all data are included in that classification.

Establishment-size designations are determined by paid employment in the mid-March pay period. The size group "1 to 4" includes establishments that did not report any paid employees in the mid-March pay period but paid wages to at least one employee at some time during the year.



---

Establishment counts represent the number of locations with paid employees any time during the year. This series excludes governmental establishments except for wholesale liquor establishments (NAICS 4248), retail liquor stores (NAICS 44531), Federally-chartered savings institutions (NAICS 522120), Federally-chartered credit unions (NAICS 522130), and hospitals (NAICS 622).

### **Payroll**

Total payroll includes all forms of compensation, such as salaries, wages, reported tips, commissions, bonuses, vacation allowances, sick-leave pay, employee contributions to qualified pension plans, and the value of taxable fringe benefits. For corporations, it includes amounts paid to officers and executives; for unincorporated businesses, it does not include profit or other compensation of proprietors or partners. Payroll is reported before deductions for Social Security, income tax, insurance, union dues, etc. First-quarter payroll consists of payroll during the January-to-March quarter.

### **Mid-March Employment**

Paid employment consists of full- and part-time employees, including salaried officers and executives of corporations, who are on the payroll in the pay period including March 12. Included are employees on paid sick leave, holidays, and vacations; not included are proprietors and partners of unincorporated businesses.

## **INDUSTRY AND GEOGRAPHY CLASSIFICATIONS**

The quinquennial economic censuses are the primary source for industry and geography classifications. The annual Company Organization Survey, Annual Survey of Manufactures, Current Business Surveys, and other Census Bureau programs provide regular updates.

### **Industry Classification**

Additional sources for assigning industry classifications are the Social Security Administration, the Internal Revenue Service, and the Bureau of Labor Statistics. These sources provide industry classification information for new businesses and businesses not canvassed in the Census Bureau programs. Establishments without sufficient industry information are tabulated in the “unclassified establishments” group.

Industry classifications are explained in an appendix in the U.S. Summary. The industry titles used throughout this series are the short NAICS titles; complete descriptions are contained in the manual entitled *North American Industry Classification System: United States, 2002*.

### **Geography Classification**

Most geography codes are derived from the physical location address reported in Census Bureau programs. The Internal Revenue Service provides supplemental address information. Those employers without a fixed location within a state (or of unknown county location) are included under a “statewide” classification at the end of the county tables. This incomplete detail causes only slight understatement of county employment. The independent cities in Virginia, and the cities of Baltimore, MD; Carson City, NV; and St. Louis, MO, are treated as separate counties.

### **Employee Leasing Services**

Historically, the permanent on-site work force at a business location were paid employees of that establishment. This traditional practice of firms directly hiring employees is still the dominant employer/employee relationship in the United States. However, over the past decade a new work force arrangement has emerged.

Under this new arrangement, a company commonly known as an employee leasing company or professional employer organization (PEO) operates in a co-employment relationship with client businesses. Employee leasing establishments typically acquire and lease back some or all of the employees of their clients, and serve as the employer of record of the leased employees for payroll, benefits, and related purposes.

---

The 2003 County Business Patterns shows over 1.56 million employees in employee leasing services (NAICS 561330), up from 1.18 million employees published in the 2002 CBP. Clearly, the employees are not classified in the predominant industry of the client businesses. Also, leasing companies may pay these employees out of a single payroll office. This may result in the leasing company's employment and payroll data being reported in the county where the payroll office is located, thus distorting the data for that county. In some cases, many thousands of employees may be paid from a single payroll office. Therefore, for geography purposes, we may publish employee-leasing establishments in the "statewide" category in states where such payroll offices are located, as these establishments service multiple counties.

#### **DATA WITHHELD FROM PUBLICATION**

In accordance with U.S. Code, Title 13, Section 9, no data are published that would disclose the operations of an individual employer. However, the number of establishments in an industry classification and the distribution of these establishments by employment-size class are not considered to be disclosures, and so this information may be released even though other information is withheld from publications.

#### **RELIABILITY OF DATA**

All data are tabulated from universe files and are not subject to sampling errors. However, the data are subject to nonsampling errors. Nonsampling errors can be attributed to many sources: inability to identify all cases in the universe; definition and classification difficulties; differences in interpretation of questions; errors in recording or coding the data obtained; and estimation of employers who reported too late to be included in the tabulations and for records with missing or misreported data.

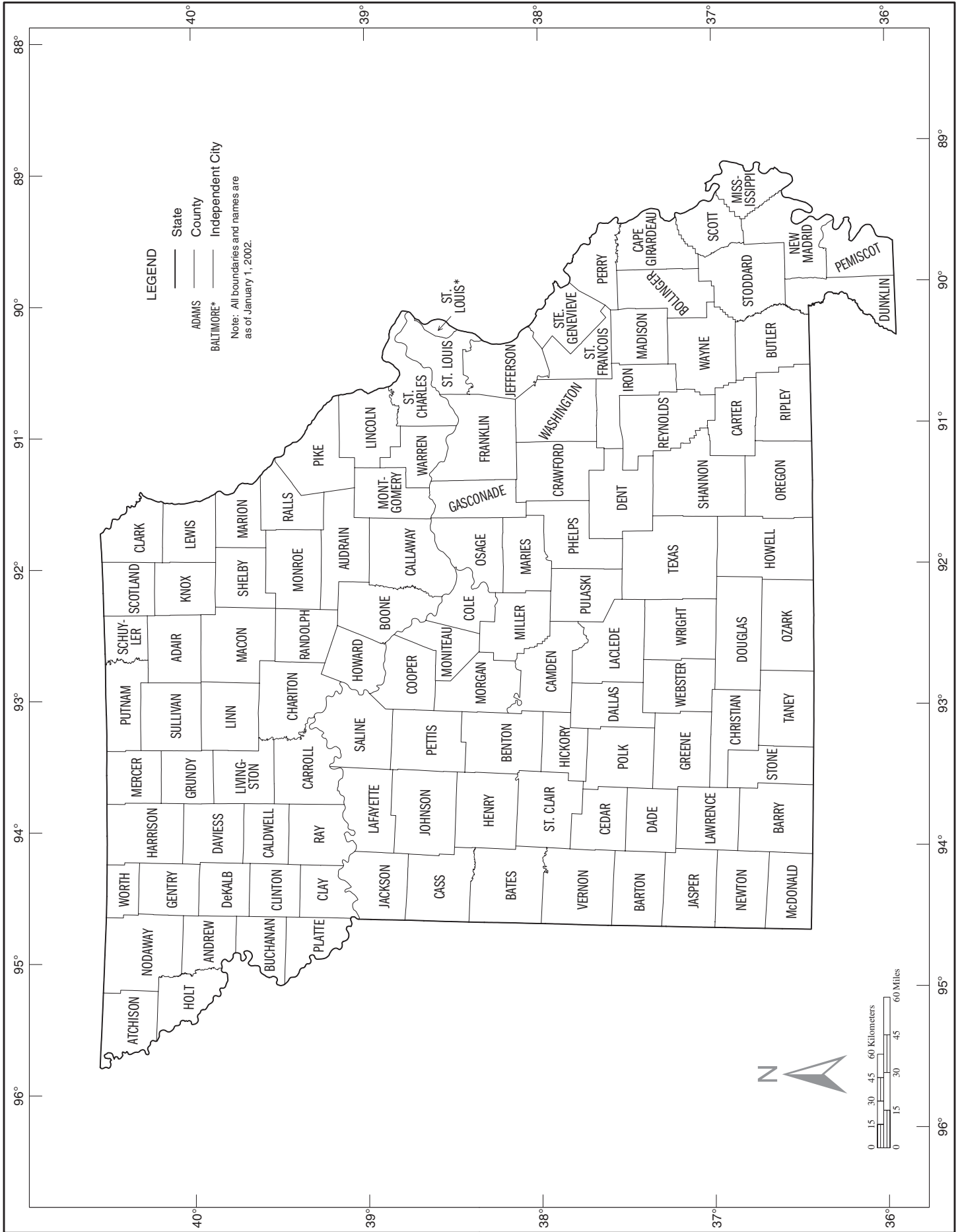
The accuracy of the data is determined by the joint effects of the various nonsampling errors. No direct measurement of these effects has been obtained; however, precautionary steps were taken in all phases of collection, processing, and tabulation to minimize the effects of nonsampling errors.

#### **ABBREVIATIONS AND SYMBOLS**

The following abbreviations and symbols are used in this publication:

|          |  |
|----------|--|
| –        | Represents zero.   |
| A–C, E–M | Entered in place of employment data, represents an employment-size class as defined in the footnote of the tables. |
| (D)      | Withheld to avoid disclosing data for individual companies; data are included in broader industry totals.          |
| n.e.c.   | Not elsewhere classified.  |
| NAICS    | North American Industry Classification System.   |

**County Business Patterns--Missouri**



**Table 1. The State—Establishments, Employees, and Payroll by Major Group: 2003 and 2002**

[Excludes most government employees, railroad employees, and self-employed persons. (D) denotes figures withheld to avoid disclosing data for individual companies; the data are included in broader industry totals. For explanation of terms, abbreviations, and data reliability/comparability, see introductory text]

| NAICS code   | Major group  | 2003                     |   |                   |                   | 2002                     |   |                   |                   |
|--------------|--|--------------------------|---|-------------------|-------------------|--------------------------|---|-------------------|-------------------|
|              |  | Number of establishments | Number of employees for week including March 12 | Payroll (\$1,000) |                   | Number of establishments | Number of employees for week including March 12 | Payroll (\$1,000) |                   |
|              |  |                          |   | First quarter     | Annual            |                          |   | First quarter     | Annual            |
|              | <b>Total .....</b>   | <b>150 415</b>           | <b>2 387 761</b>                                | <b>18 468 771</b> | <b>75 594 931</b> | <b>147 977</b>           | <b>2 354 230</b>                                | <b>18 313 401</b> | <b>74 124 495</b> |
| <b>11</b>    | <b>Forestry, fishing, hunting, and agriculture support .....</b>               | <b>296</b>               | <b>1 657</b>                                    | <b>7 305</b>      | <b>30 669</b>     | <b>324</b>               | <b>1 381</b>                                    | <b>6 776</b>      | <b>29 877</b>     |
| 113          | Forestry and logging .....   | 106                      | (E)   | (D)               | (D)               | 115                      | 313   | 1 335             | 6 399             |
| 114          | Fishing, hunting & trapping .....  | 4                        | (A)   | (D)               | (D)               | 6                        | 11  | 22                | 82                |
| 115          | Agriculture & forestry support activities .....                                | 186                      | (G)   | (D)               | (D)               | 203                      | 1 057   | 5 419             | 23 396            |
| <b>21</b>    | <b>Mining .....</b>  | <b>287</b>               | <b>3 984</b>                                    | <b>35 446</b>     | <b>159 229</b>    | <b>296</b>               | <b>4 427</b>                                    | <b>39 478</b>     | <b>164 169</b>    |
| 211          | Oil & gas extraction .....   | 22                       | 87  | 1 497             | 4 578             | 19                       | 91  | 994               | 3 466             |
| 212          | Mining (except oil & gas) .....  | 235                      | 3 502   | 29 891            | 137 720           | 241                      | 4 058   | 35 378            | 146 897           |
| 213          | Mining support activities .....  | 30                       | 395   | 4 058             | 16 931            | 36                       | 278   | 3 106             | 13 806            |
| <b>22</b>    | <b>Utilities .....</b>   | <b>426</b>               | <b>16 546</b>                                   | <b>285 326</b>    | <b>1 009 931</b>  | <b>425</b>               | <b>15 637</b>                                   | <b>249 558</b>    | <b>934 218</b>    |
| 221          | Utilities .....  | 426                      | 16 546  | 285 326           | 1 009 931         | 425                      | 15 637  | 249 558           | 934 218           |
| <b>23</b>    | <b>Construction .....</b>  | <b>15 969</b>            | <b>141 280</b>                                  | <b>1 214 022</b>  | <b>5 578 451</b>  | <b>15 436</b>            | <b>137 265</b>                                  | <b>1 233 083</b>  | <b>5 539 064</b>  |
| 233          | Building, developing & general contracting .....                               | —                        | —   | —                 | —                 | 4 820                    | 37 137  | 347 120           | 1 464 454         |
| 234          | Heavy construction .....   | —                        | —   | —                 | —                 | 940                      | 16 232  | 148 186           | 769 331           |
| 235          | Special trade contractors .....  | —                        | —   | —                 | —                 | 9 676                    | 83 896  | 737 777           | 3 305 279         |
| 236          | Construction of Buildings .....  | 4 760                    | 38 054  | 343 199           | 1 465 761         | —                        | —   | —                 | —                 |
| 237          | Heavy and Civil Engineering Construction .....                                 | 1 144                    | 17 567  | 162 132           | 839 868           | —                        | —   | —                 | —                 |
| 238          | Specialty Trade Contractors .....  | 10 065                   | 85 659  | 708 691           | 3 272 822         | —                        | —   | —                 | —                 |
| <b>31-33</b> | <b>Manufacturing .....</b>   | <b>7 042</b>             | <b>308 755</b>                                  | <b>2 734 679</b>  | <b>11 294 741</b> | <b>7 112</b>             | <b>307 578</b>                                  | <b>2 683 262</b>  | <b>11 090 330</b> |
| 311          | Food mfg .....   | 548                      | 37 374  | 271 875           | 1 140 053         | 534                      | 36 825  | 259 581           | 1 091 036         |
| 312          | Beverage & tobacco product mfg .....   | 59                       | 3 760   | 42 414            | 174 893           | 54                       | 3 966   | 43 302            | 1 777 780         |
| 313          | Textile mills .....  | 27                       | 470   | 3 392             | 14 218            | 30                       | 726   | 7 354             | 25 216            |
| 314          | Textile product mills .....  | 140                      | 2 035   | 10 688            | 46 492            | 138                      | 1 918   | 10 516            | 47 412            |
| 315          | Apparel manufacturing .....  | 156                      | 4 544   | 25 570            | 97 945            | 146                      | 6 085   | 32 239            | 119 561           |
| 316          | Leather & allied product mfg .....   | 45                       | 1 856   | 9 764             | 40 945            | 49                       | 1 788   | 9 392             | 39 066            |
| 321          | Wood product mfg .....   | 539                      | 9 525   | 53 028            | 231 443           | 523                      | 9 023   | 49 476            | 220 126           |
| 322          | Paper mfg .....  | 122                      | 10 593  | 103 274           | 399 868           | 128                      | 11 388  | 103 896           | 409 814           |
| 323          | Printing & related support activities .....                                    | 851                      | 18 483  | 157 887           | 647 625           | 882                      | 19 683  | 166 473           | 680 233           |
| 324          | Petroleum & coal products mfg .....  | 63                       | 1 773   | 21 463            | 85 887            | 58                       | 1 601   | 18 831            | 74 933            |
| 325          | Chemical mfg .....   | 312                      | 18 767  | 221 178           | 877 378           | 321                      | 18 852  | 230 510           | 912 188           |
| 326          | Plastics & rubber products mfg .....   | 327                      | 21 187  | 165 694           | 694 686           | 335                      | 19 740  | 157 318           | 666 211           |
| 327          | Nonmetallic mineral product mfg .....  | 417                      | 9 667   | 84 697            | 361 169           | 427                      | 9 353   | 78 600            | 348 285           |
| 331          | Primary metal mfg .....  | 122                      | 10 677  | 83 103            | 354 018           | 141                      | 10 389  | 88 602            | 368 201           |
| 332          | Fabricated metal product mfg .....   | 1 100                    | 31 386  | 276 986           | 1 154 803         | 1 135                    | 29 784  | 252 273           | 1 063 848         |
| 333          | Machinery mfg .....  | 543                      | 34 612  | 327 419           | 1 323 817         | 536                      | 34 146  | 315 399           | 1 273 760         |
| 334          | Computer & electronic product mfg .....  | 153                      | 8 897   | 96 917            | 371 834           | 158                      | 9 878   | 100 601           | 407 194           |
| 335          | Electrical equip, appliance & component mfg .....                              | 128                      | 14 107  | 109 438           | 447 059           | 122                      | 14 482  | 116 283           | 465 145           |
| 336          | Transportation equipment mfg .....   | 323                      | 43 895  | 487 909           | 2 073 113         | 326                      | 44 084  | 471 529           | 1 973 809         |
| 337          | Furniture & related product mfg .....  | 436                      | 11 489  | 82 331            | 344 334           | 457                      | 11 785  | 84 703            | 358 479           |
| 339          | Miscellaneous mfg .....  | 631                      | 13 658  | 99 652            | 413 161           | 592                      | 12 082  | 86 384            | 368 033           |
| <b>42</b>    | <b>Wholesale trade .....</b>   | <b>8 412</b>             | <b>126 473</b>                                  | <b>1 208 066</b>  | <b>4 896 122</b>  | <b>8 701</b>             | <b>132 945</b>                                  | <b>1 210 484</b>  | <b>4 875 324</b>  |
| 421          | Wholesale trade, durable goods .....   | —                        | —   | —                 | —                 | 5 581                    | 67 136  | 689 287           | 2 760 197         |
| 422          | Wholesale trade, nondurable goods .....  | —                        | —   | —                 | —                 | 3 120                    | 65 809  | 521 197           | 2 115 127         |
| 423          | Merchant Wholesalers, Durable Goods .....                                      | 4 862                    | 62 207  | 669 840           | 2 725 755         | —                        | —   | —                 | —                 |
| 424          | Merchant Wholesalers, Nondurable Goods .....                                   | 2 606                    | 58 086  | 488 515           | 1 946 120         | —                        | —   | —                 | —                 |
| 425          | Wholesale Electronic Markets and Agents and Brokers .....                      | 944                      | 6 180   | 49 711            | 224 247           | —                        | —   | —                 | —                 |
| <b>44-45</b> | <b>Retail trade .....</b>  | <b>23 778</b>            | <b>316 214</b>                                  | <b>1 512 586</b>  | <b>6 368 513</b>  | <b>23 803</b>            | <b>312 562</b>                                  | <b>1 566 194</b>  | <b>6 575 641</b>  |
| 441          | Motor vehicle & parts dealers .....  | 3 216                    | 42 670  | 335 749           | 1 475 689         | 3 128                    | 40 630  | 327 767           | 1 411 121         |
| 442          | Furniture & home furnishing stores .....                                       | 1 294                    | 11 023  | 56 616            | 240 589           | 1 292                    | 9 940   | 53 202            | 223 172           |
| 443          | Electronics & appliance stores .....   | 1 027                    | 8 257   | 42 372            | 176 021           | 1 060                    | 7 911   | 45 640            | 186 550           |
| 444          | Bldg material & garden equip & supp dealers .....                              | 2 293                    | 28 666  | 161 614           | 693 396           | 2 489                    | 30 530  | 181 622           | 767 728           |
| 445          | Food & beverage stores .....   | 2 353                    | 49 178  | 194 512           | 793 233           | 2 405                    | 49 537  | 192 117           | 801 725           |
| 446          | Health & personal care stores .....  | 1 491                    | 17 656  | 93 059            | 392 975           | 1 544                    | 17 776  | 104 045           | 445 416           |
| 447          | Gasoline stations .....  | 3 089                    | 27 562  | 93 110            | 393 932           | 2 941                    | 25 357  | 87 997            | 368 088           |
| 448          | Clothing & clothing accessories stores .....                                   | 2 658                    | 24 151  | 80 171            | 333 363           | 2 708                    | 22 828  | 76 759            | 322 768           |
| 451          | Sporting goods, hobby, book & music stores .....                               | 1 201                    | 10 990  | 36 673            | 153 966           | 1 310                    | 11 890  | 42 014            | 174 560           |
| 452          | General merchandise stores .....   | 1 043                    | 64 866  | 269 996           | 1 104 171         | 1 009                    | 68 685  | 308 640           | 1 275 093         |
| 453          | Miscellaneous store retailers .....  | 2 798                    | 17 811  | 62 148            | 263 932           | 2 805                    | 17 248  | 65 213            | 284 093           |
| 454          | Nonstore retailers .....   | 1 315                    | 13 384  | 86 566            | 347 246           | 1 112                    | 10 230  | 81 178            | 315 327           |
| <b>48-49</b> | <b>Transportation &amp; warehousing .....</b>                                  | <b>4 993</b>             | <b>91 095</b>                                   | <b>724 204</b>    | <b>2 683 466</b>  | <b>4 913</b>             | <b>78 994</b>                                   | <b>646 831</b>    | <b>2 321 595</b>  |
| 481          | Air transportation .....   | 79                       | 12 807  | 147 875           | 274 352           | 88                       | 12 737  | 169 106           | 303 337           |
| 483          | Water transportation .....   | 14                       | 452   | 5 975             | 23 199            | 20                       | (C)   | (D)               | (D)               |
| 484          | Truck transportation .....   | 3 252                    | 41 565  | 325 627           | 1 387 384         | 3 327                    | 38 438  | 303 095           | 1 287 886         |
| 485          | Transit & ground passenger transportation .....                                | 336                      | 9 886   | 36 966            | 142 761           | 337                      | 8 768   | 34 745            | 130 914           |
| 486          | Pipeline transportation .....  | 41                       | (E)   | (D)               | (D)               | 46                       | 343   | 6 161             | 20 820            |
| 487          | Scenic & sightseeing transportation .....                                      | 24                       | (C)   | (D)               | (D)               | 26                       | (C)   | (D)               | (D)               |
| 488          | Transportation support activities .....  | 629                      | 6 634   | 48 486            | 207 515           | 604                      | 6 704   | 48 679            | 207 291           |
| 492          | Couriers & messengers .....  | 308                      | 8 843   | 66 870            | 267 548           | 290                      | 9 042   | 63 664            | 275 797           |
| 493          | Warehousing & storage .....  | 310                      | 10 377  | 86 393            | 356 898           | 175                      | 2 629   | 18 656            | 82 616            |
| <b>51</b>    | <b>Information .....</b>   | <b>2 607</b>             | <b>79 986</b>                                   | <b>1 014 223</b>  | <b>3 754 952</b>  | <b>2 555</b>             | <b>74 179</b>                                   | <b>912 112</b>    | <b>3 311 673</b>  |
| 511          | Publishing industries .....  | 618                      | 25 195  | 304 125           | 1 130 544         | 636                      | 23 569  | 276 073           | 1 025 729         |
| 512          | Motion picture & sound recording industries .....                              | 268                      | 3 719   | 22 358            | 92 534            | 282                      | 3 733   | 15 249            | 64 010            |
| 513          | Broadcasting & telecommunications .....  | —                        | —   | —                 | —                 | 1 239                    | 36 525  | 491 796           | 1 736 941         |
| 514          | Information & data processing services .....                                   | —                        | —   | —                 | —                 | 398                      | 10 352  | 128 994           | 484 993           |
| 515          | Broadcasting (except Internet) .....   | 218                      | 5 487   | 52 581            | 214 344           | —                        | —   | —                 | —                 |
| 516          | Internet Publishing and Broadcasting .....                                     | 23                       | 81  | 671               | 2 301             | —                        | —   | —                 | —                 |
| 517          | Telecommunications .....   | 1 061                    | 32 704  | 477 342           | 1 731 931         | —                        | —   | —                 | —                 |
| 518          | Internet Service Providers, Web Search Portals, and Data Processing Serv ..... | 358                      | 11 812  | 150 808           | 559 725           | —                        | —   | —                 | —                 |
| 519          | Other Information Services .....   | 61                       | 988   | 6 338             | 23 573            | —                        | —   | —                 | —                 |

See footnotes at end of table.

**Table 1. The State—Establishments, Employees, and Payroll by Major Group: 2003 and 2002—Con.**

[Excludes most government employees, railroad employees, and self-employed persons. (D) denotes figures withheld to avoid disclosing data for individual companies; the data are included in broader industry totals. For explanation of terms, abbreviations, and data reliability/comparability, see introductory text]

| NAICS code | Major group   | 2003                     |   |                   |                   | 2002                     |   |                   |                   |
|------------|---|--------------------------|---|-------------------|-------------------|--------------------------|---|-------------------|-------------------|
|            |   | Number of establishments | Number of employees for week including March 12 | Payroll (\$1,000) |                   | Number of establishments | Number of employees for week including March 12 | Payroll (\$1,000) |                   |
|            |   |                          |   | First quarter     | Annual            |                          |   | First quarter     | Annual            |
| <b>52</b>  | <b>Finance &amp; insurance</b> .....                                    | <b>10 331</b>            | <b>139 847</b>                                  | <b>1 815 385</b>  | <b>6 619 593</b>  | <b>10 027</b>            | <b>139 995</b>                                  | <b>1 766 677</b>  | <b>6 323 229</b>  |
| 521        | Monetary authorities - central bank .....                               | 2                        | (G)   | (D)               | (D)               | 2                        | (G)   | (D)               | (D)               |
| 522        | Credit intermediation & related activities .....                        | 4 198                    | 68 302  | 737 190           | 2 775 835         | 4 114                    | 65 636  | 669 713           | 2 538 991         |
| 523        | Security, commodity contracts & like activity .....                     | 1 751                    | 18 811  | 423 829           | 1 287 583         | 1 560                    | 23 593  | 492 300           | 1 426 997         |
| 524        | Insurance carriers & related activities .....                           | 4 343                    | 48 340  | 593 076           | 2 295 412         | 4 310                    | 47 626  | 563 484           | 2 181 749         |
| 525        | Funds, trusts, & other financial vehicles (part) ..                     | 37                       | (G)   | (D)               | (D)               | 41                       | (G)   | (D)               | (D)               |
| <b>53</b>  | <b>Real estate &amp; rental &amp; leasing</b> .....                     | <b>6 244</b>             | <b>41 298</b>                                   | <b>273 360</b>    | <b>1 163 689</b>  | <b>5 995</b>             | <b>39 693</b>                                   | <b>259 131</b>    | <b>1 112 074</b>  |
| 531        | Real estate .....   | 4 769                    | 27 192  | 176 872           | 756 222           | 4 543                    | 25 284  | 164 619           | 706 384           |
| 532        | Rental & leasing services .....   | 1 424                    | 13 371  | 88 480            | 363 463           | 1 409                    | 13 902  | 88 780            | 372 702           |
| 533        | Lessors of other nonfinancial intangible asset ..                       | 51                       | 735   | 8 008             | 44 004            | 43                       | 507   | 5 732             | 32 988            |
| <b>54</b>  | <b>Professional, scientific &amp; technical services</b> .....          | <b>12 957</b>            | <b>126 216</b>                                  | <b>1 406 800</b>  | <b>5 843 031</b>  | <b>12 876</b>            | <b>123 952</b>                                  | <b>1 424 732</b>  | <b>5 876 868</b>  |
| 541        | Professional, scientific & technical services .....                     | 12 957                   | 126 216   | 1 406 800         | 5 843 031         | 12 876                   | 123 952   | 1 424 732         | 5 876 868         |
| <b>55</b>  | <b>Management of companies &amp; enterprises</b> .....                  | <b>1 051</b>             | <b>65 147</b>                                   | <b>1 083 291</b>  | <b>4 370 608</b>  | <b>1 037</b>             | <b>63 007</b>                                   | <b>1 051 498</b>  | <b>4 029 159</b>  |
| 551        | Management of companies & enterprises .....                             | 1 051                    | 65 147  | 1 083 291         | 4 370 608         | 1 037                    | 63 007  | 1 051 498         | 4 029 159         |
| <b>56</b>  | <b>Admin, support, waste mgmt, remediation services</b> .....           | <b>6 734</b>             | <b>140 678</b>                                  | <b>802 938</b>    | <b>3 367 791</b>  | <b>6 635</b>             | <b>137 093</b>                                  | <b>930 966</b>    | <b>3 514 952</b>  |
| 561        | Administrative & support services .....                                 | 6 367                    | 135 425   | 758 082           | 3 183 633         | 6 265                    | 132 438   | 892 973           | 3 353 187         |
| 562        | Waste management & remediation services .....                           | 367                      | 5 253   | 44 856            | 184 158           | 370                      | 4 655   | 37 993            | 161 765           |
| <b>61</b>  | <b>Educational services</b> .....                                       | <b>1 375</b>             | <b>65 692</b>                                   | <b>405 721</b>    | <b>1 734 974</b>  | <b>1 335</b>             | <b>62 412</b>                                   | <b>382 913</b>    | <b>1 612 471</b>  |
| 611        | Educational services .....  | 1 375                    | 65 692  | 405 721           | 1 734 974         | 1 335                    | 62 412  | 382 913           | 1 612 471         |
| <b>62</b>  | <b>Health care and social assistance</b> .....                          | <b>14 256</b>            | <b>340 985</b>                                  | <b>2 499 260</b>  | <b>10 461 671</b> | <b>13 865</b>            | <b>338 386</b>                                  | <b>2 436 484</b>  | <b>10 299 103</b> |
| 621        | Ambulatory health care services .....                                   | 9 306                    | 93 882  | 880 137           | 3 934 109         | 8 912                    | 96 025  | 865 722           | 3 916 900         |
| 622        | Hospitals .....   | 169                      | 132 496   | 1 158 947         | 4 636 222         | 173                      | 129 839   | 1 115 500         | 4 518 921         |
| 623        | Nursing & residential care facilities .....                             | 1 551                    | 66 569  | 296 337           | 1 211 526         | 1 556                    | 66 520  | 298 522           | 1 214 324         |
| 624        | Social assistance .....   | 3 230                    | 48 038  | 163 839           | 679 814           | 3 224                    | 46 002  | 156 740           | 648 958           |
| <b>71</b>  | <b>Arts, entertainment &amp; recreation</b> .....                       | <b>2 058</b>             | <b>35 521</b>                                   | <b>243 331</b>    | <b>1 118 736</b>  | <b>2 029</b>             | <b>35 815</b>                                   | <b>228 223</b>    | <b>1 114 713</b>  |
| 711        | Performing arts, spectator sports & related industries .....            | 542                      | 7 801   | 129 777           | 609 132           | 540                      | 6 660   | 109 268           | 586 191           |
| 712        | Museums, historical sites & like institutions .....                     | 133                      | 2 248   | 13 672            | 53 716            | 129                      | 2 097   | 12 588            | 51 777            |
| 713        | Amusement, gambling & recreation industries ..                          | 1 383                    | 25 472  | 99 882            | 455 888           | 1 360                    | 27 058  | 106 367           | 476 745           |
| <b>72</b>  | <b>Accommodation &amp; food services</b> .....                          | <b>11 390</b>            | <b>222 434</b>                                  | <b>617 040</b>    | <b>2 706 747</b>  | <b>11 303</b>            | <b>214 111</b>                                  | <b>573 231</b>    | <b>2 478 384</b>  |
| 721        | Accommodation .....   | 1 339                    | 32 305  | 134 892           | 604 115           | 1 347                    | 30 088  | 120 014           | 528 213           |
| 722        | Food services & drinking places .....                                   | 10 051                   | 190 129   | 482 148           | 2 102 632         | 9 956                    | 184 023   | 453 217           | 1 950 171         |
| <b>81</b>  | <b>Other services (except public administration)</b> .....              | <b>16 477</b>            | <b>121 018</b>                                  | <b>578 460</b>    | <b>2 399 377</b>  | <b>16 510</b>            | <b>118 549</b>                                  | <b>574 884</b>    | <b>2 396 555</b>  |
| 811        | Repair & maintenance .....  | 5 070                    | 27 233  | 168 460           | 703 547           | 5 163                    | 26 994  | 181 523           | 758 877           |
| 812        | Personal & laundry services .....                                       | 4 302                    | 27 753  | 118 348           | 498 721           | 4 236                    | 27 868  | 117 701           | 497 536           |
| 813        | Religious, grantmaking, civic, prof & like organizations .....          | 7 105                    | 66 032  | 291 652           | 1 197 109         | 7 111                    | 63 687  | 275 660           | 1 140 142         |
| <b>95</b>  | <b>Auxiliaries (exc corporate, subsidiary &amp; regional mgt)</b> ..... | <b>-</b>                 | <b>-</b>  | <b>-</b>          | <b>-</b>          | <b>349</b>               | <b>14 888</b>                                   | <b>133 381</b>    | <b>503 304</b>    |
| <b>99</b>  | <b>Unclassified establishments</b> .....                                | <b>3 732</b>             | <b>2 935</b>                                    | <b>7 328</b>      | <b>32 640</b>     | <b>2 451</b>             | <b>1 361</b>                                    | <b>3 503</b>      | <b>21 792</b>     |

Note 1: Employment-size classes are indicated as follows: A—0 to 19; B—20 to 99; C—100 to 249; E—250 to 499; F—500 to 999; G—1,000 to 2,499; H—2,500 to 4,999; I—5,000 to 9,999; J—10,000 to 24,999; K—25,000 to 49,999; L—50,000 to 99,999; M—100,000 or more.

Note 2: For Table 1, - Represents "Not applicable" for NAICS industries whose definitions have changed. These industries are primarily in the Construction, Wholesale Trade, Retail Trade, and Information sectors. Changes to NAICS codes can be found at [www.census.gov/epcd/naics02](http://www.census.gov/epcd/naics02). For other industries, - Represents zero.

**Table 2. The State—Employees, Payroll, and Establishments by Industry: 2003**

[Excludes most government employees, railroad employees, and self-employed persons. Size class 1 to 4 includes establishments with payroll, but no employees, during mid-March pay period. (D) denotes figures withheld to avoid disclosing data for individual companies; the data are included in broader industry totals. For explanation of terms, abbreviations, and data reliability/comparability, see introductory text]

| NAICS code | Industry   | Number of employees for week including March 12 | Payroll (\$1,000) |                   | Total number of establishments | Number of establishments by employment-size class |               |               |               |              |              |            |            |               |
|------------|--|---|-------------------|-------------------|--------------------------------|---|---------------|---------------|---------------|--------------|--------------|------------|------------|---------------|
|            |  |   | First quarter     | Annual            |                                | 1 to 4  | 5 to 9        | 10 to 19      | 20 to 49      | 50 to 99     | 100 to 249   | 250 to 499 | 500 to 999 | 1,000 or more |
|            | <b>Total</b> .....   | <b>2 387 761</b>                                | <b>18 468 771</b> | <b>75 594 931</b> | <b>150 415</b>                 | <b>81 673</b>                                     | <b>28 298</b> | <b>19 250</b> | <b>13 129</b> | <b>4 567</b> | <b>2 464</b> | <b>636</b> | <b>247</b> | <b>151</b>    |
| <b>11</b>  | <b>Forestry, fishing, hunting, and agriculture support</b> ..... | <b>1 657</b>                                    | <b>7 305</b>      | <b>30 669</b>     | <b>296</b>                     | <b>219</b>  | <b>36</b>     | <b>27</b>     | <b>10</b>     | <b>3</b>     | <b>1</b>     | -          | -          | -             |
|            | Forestry and logging .....                                       | (E)   | (D)               | (D)               | 106                            | 86  | 10            | 9             | 1             | -            | -            | -          | -          | -             |
| 1131       | Timber tract operations .....                                    | (A)   | (D)               | (D)               | 4                              | 3   | 1             | -             | -             | -            | -            | -          | -          | -             |
| 11311      | Timber tract operations .....                                    | (A)   | (D)               | (D)               | 4                              | 3   | 1             | -             | -             | -            | -            | -          | -          | -             |
| 113110     | Timber tract operations .....                                    | (A)   | (D)               | (D)               | 4                              | 3   | 1             | -             | -             | -            | -            | -          | -          | -             |
| 1132       | Forest nurseries & gathering forest products .....               | (A)   | (D)               | (D)               | 2                              | 2   | -             | -             | -             | -            | -            | -          | -          | -             |
| 11321      | Forest nurseries & gathering forest products .....               | (A)   | (D)               | (D)               | 2                              | 2   | -             | -             | -             | -            | -            | -          | -          | -             |
| 113210     | Forest nurseries & gathering forest products .....               | (A)   | (D)               | (D)               | 2                              | 2   | -             | -             | -             | -            | -            | -          | -          | -             |
| 1133       | Logging .....  | 321   | 1 241             | 5 666             | 100                            | 81  | 9             | 9             | 1             | -            | -            | -          | -          | -             |
| 11331      | Logging .....  | 321   | 1 241             | 5 666             | 100                            | 81  | 9             | 9             | 1             | -            | -            | -          | -          | -             |
| 113310     | Logging .....  | 321   | 1 241             | 5 666             | 100                            | 81  | 9             | 9             | 1             | -            | -            | -          | -          | -             |
| 114        | Fishing, hunting & trapping .....                                | (A)   | (D)               | (D)               | 4                              | 3   | 1             | -             | -             | -            | -            | -          | -          | -             |
| 1142       | Hunting & trapping .....   | (A)   | (D)               | (D)               | 4                              | 3   | 1             | -             | -             | -            | -            | -          | -          | -             |
| 11421      | Hunting & trapping .....   | (A)   | (D)               | (D)               | 4                              | 3   | 1             | -             | -             | -            | -            | -          | -          | -             |
| 114210     | Hunting & trapping .....   | (A)   | (D)               | (D)               | 4                              | 3   | 1             | -             | -             | -            | -            | -          | -          | -             |
| 115        | Agriculture & forestry support activities .....                  | (G)   | (D)               | (D)               | 186                            | 130   | 25            | 18            | 9             | 3            | 1            | -          | -          | -             |
| 1151       | Crop production support activities .....                         | 626   | 3 111             | 13 792            | 92                             | 67  | 15            | 8             | -             | 1            | 1            | -          | -          | -             |
| 11511      | Crop production support activities .....                         | 626   | 3 111             | 13 792            | 92                             | 67  | 15            | 8             | -             | 1            | 1            | -          | -          | -             |
| 115111     | Cotton ginning .....   | 52  | 437               | 2 131             | 7                              | 3   | 2             | 2             | -             | -            | -            | -          | -          | -             |
| 115112     | Soil preparation, planting, & cultivating ..                     | 123   | 427               | 2 590             | 46                             | 37  | 6             | 3             | -             | -            | -            | -          | -          | -             |
| 115113     | Crop harvesting, primarily by machine ..                         | (A)   | (D)               | (D)               | 5                              | 5   | -             | -             | -             | -            | -            | -          | -          | -             |
| 115114     | Postharvest crop activities (exc ginning) .....                  | (E)   | (D)               | (D)               | 17                             | 9   | 4             | 2             | -             | 1            | 1            | -          | -          | -             |
| 115115     | Farm labor contractors & crew leaders ..                         | (B)   | (D)               | (D)               | 6                              | 3   | 2             | 1             | -             | -            | -            | -          | -          | -             |
| 115116     | Farm management services .....                                   | (B)   | (D)               | (D)               | 11                             | 10  | 1             | -             | -             | -            | -            | -          | -          | -             |
| 1152       | Animal production support activities .....                       | 668   | 2 715             | 10 397            | 84                             | 54  | 9             | 10            | 9             | 2            | -            | -          | -          | -             |
| 11521      | Animal production support activities .....                       | 668   | 2 715             | 10 397            | 84                             | 54  | 9             | 10            | 9             | 2            | -            | -          | -          | -             |
| 115210     | Animal production support activities .....                       | 668   | 2 715             | 10 397            | 84                             | 54  | 9             | 10            | 9             | 2            | -            | -          | -          | -             |
| 1153       | Forestry support activities .....                                | (A)   | (D)               | (D)               | 10                             | 9   | 1             | -             | -             | -            | -            | -          | -          | -             |
| 11531      | Forestry support activities .....                                | (A)   | (D)               | (D)               | 10                             | 9   | 1             | -             | -             | -            | -            | -          | -          | -             |
| 115310     | Forestry support activities .....                                | (A)   | (D)               | (D)               | 10                             | 9   | 1             | -             | -             | -            | -            | -          | -          | -             |
| <b>21</b>  | <b>Mining</b> .....  | <b>3 984</b>                                    | <b>35 446</b>     | <b>159 229</b>    | <b>287</b>                     | <b>128</b>  | <b>60</b>     | <b>49</b>     | <b>35</b>     | <b>7</b>     | <b>8</b>     | -          | -          | -             |
| 211        | Oil & gas extraction .....                                       | 87  | 1 497             | 4 578             | 22                             | 17  | 3             | 1             | 1             | -            | -            | -          | -          | -             |
| 2111       | Oil & gas extraction .....                                       | 87  | 1 497             | 4 578             | 22                             | 17  | 3             | 1             | 1             | -            | -            | -          | -          | -             |
| 21111      | Oil & gas extraction .....                                       | 87  | 1 497             | 4 578             | 22                             | 17  | 3             | 1             | 1             | -            | -            | -          | -          | -             |
| 211111     | Crude petroleum & natural gas extraction .....                   | (B)   | (D)               | (D)               | 17                             | 13  | 2             | 1             | 1             | -            | -            | -          | -          | -             |
| 211112     | Natural gas liquid extraction .....                              | (A)   | (D)               | (D)               | 5                              | 4   | 1             | -             | -             | -            | -            | -          | -          | -             |
| 212        | Mining (except oil & gas) .....                                  | 3 502   | 29 891            | 137 720           | 235                            | 90  | 53            | 47            | 32            | 6            | 7            | -          | -          | -             |
| 2121       | Coal mining .....  | (A)   | (D)               | (D)               | 2                              | 1   | 1             | -             | -             | -            | -            | -          | -          | -             |
| 21211      | Coal mining .....  | (A)   | (D)               | (D)               | 2                              | 1   | 1             | -             | -             | -            | -            | -          | -          | -             |
| 212112     | Bituminous coal underground mining ..                            | (A)   | (D)               | (D)               | 2                              | 1   | 1             | -             | -             | -            | -            | -          | -          | -             |
| 2122       | Metal ore mining .....   | (E)   | (D)               | (D)               | 6                              | 1   | -             | -             | 1             | 1            | 3            | -          | -          | -             |
| 21222      | Gold ore & silver ore mining .....                               | (A)   | (D)               | (D)               | 1                              | 1   | -             | -             | -             | -            | -            | -          | -          | -             |
| 212221     | Gold ore mining .....  | (A)   | (D)               | (D)               | 1                              | 1   | -             | -             | -             | -            | -            | -          | -          | -             |
| 21223      | Copper, nickel, lead & zinc mining .....                         | (E)   | (D)               | (D)               | 5                              | -   | -             | -             | 1             | 1            | 3            | -          | -          | -             |
| 212231     | Lead ore & zinc ore mining .....                                 | (E)   | (D)               | (D)               | 5                              | -   | -             | -             | 1             | 1            | 3            | -          | -          | -             |
| 2123       | Nonmetallic mineral mining & quarrying .....                     | (H)   | (D)               | (D)               | 227                            | 88  | 52            | 47            | 31            | 5            | 4            | -          | -          | -             |
| 21231      | Stone mining & quarrying .....                                   | 2 334   | 18 800            | 90 522            | 163                            | 61  | 33            | 37            | 24            | 5            | 3            | -          | -          | -             |
| 212311     | Dimension stone mining & quarrying ..                            | 50  | 302               | 2 223             | 8                              | 6   | -             | 1             | 1             | -            | -            | -          | -          | -             |
| 212312     | Crushed & broken limestone mining & quarrying .....              | 2 099   | 16 517            | 79 816            | 149                            | 53  | 32            | 35            | 22            | 5            | 2            | -          | -          | -             |
| 212313     | Crushed & broken granite mining & quarrying .....                | (C)   | (D)               | (D)               | 3                              | 1   | -             | -             | 1             | -            | 1            | -          | -          | -             |
| 212319     | Other crushed & broken stone mining & quarrying .....            | (B)   | (D)               | (D)               | 3                              | 1   | 1             | 1             | -             | -            | -            | -          | -          | -             |
| 21232      | Sand, gravel, clay, refractory minerals mining .....             | (F)   | (D)               | (D)               | 61                             | 25  | 19            | 9             | 7             | -            | 1            | -          | -          | -             |
| 212321     | Construction sand & gravel mining .....                          | (E)   | (D)               | (D)               | 49                             | 21  | 16            | 7             | 5             | -            | -            | -          | -          | -             |
| 212322     | Industrial sand mining .....                                     | (B)   | (D)               | (D)               | 4                              | 2   | -             | 1             | 1             | -            | -            | -          | -          | -             |
| 212325     | Clay & ceramic & refractory minerals mining .....                | (E)   | (D)               | (D)               | 8                              | 2   | 3             | 1             | 1             | -            | 1            | -          | -          | -             |
| 21239      | Other nonmetallic mineral mining & quarrying .....               | (A)   | (D)               | (D)               | 3                              | 2   | -             | 1             | -             | -            | -            | -          | -          | -             |
| 212399     | All other nonmetallic mineral mining .....                       | (A)   | (D)               | (D)               | 3                              | 2   | -             | 1             | -             | -            | -            | -          | -          | -             |
| 213        | Mining support activities .....                                  | 395   | 4 058             | 16 931            | 30                             | 21  | 4             | 1             | 2             | 1            | 1            | -          | -          | -             |
| 2131       | Mining support activities .....                                  | 395   | 4 058             | 16 931            | 30                             | 21  | 4             | 1             | 2             | 1            | 1            | -          | -          | -             |
| 21311      | Mining support activities .....                                  | 395   | 4 058             | 16 931            | 30                             | 21  | 4             | 1             | 2             | 1            | 1            | -          | -          | -             |
| 213111     | Drilling oil & gas wells .....                                   | (B)   | (D)               | (D)               | 13                             | 11  | 1             | -             | -             | 1            | -            | -          | -          | -             |
| 213112     | Oil & gas operations support activities ..                       | 121   | 1 002             | 3 616             | 10                             | 5   | 2             | 1             | 2             | -            | -            | -          | -          | -             |
| 213113     | Support activities for coal mining .....                         | (A)   | (D)               | (D)               | 2                              | 2   | -             | -             | -             | -            | -            | -          | -          | -             |
| 213114     | Support activities for metal mining .....                        | (A)   | (D)               | (D)               | 2                              | 1   | 1             | -             | -             | -            | -            | -          | -          | -             |
| 213115     | Nonmetallic minerals support activity (exc fuels) .....          | (C)   | (D)               | (D)               | 3                              | 2   | -             | -             | -             | -            | 1            | -          | -          | -             |
| <b>22</b>  | <b>Utilities</b> .....   | <b>16 546</b>                                   | <b>285 326</b>    | <b>1 009 931</b>  | <b>426</b>                     | <b>146</b>  | <b>72</b>     | <b>64</b>     | <b>75</b>     | <b>37</b>    | <b>17</b>    | <b>12</b>  | <b>2</b>   | <b>1</b>      |

See footnotes at end of table.

**Table 2. The State—Employees, Payroll, and Establishments by Industry: 2003—Con.**

[Excludes most government employees, railroad employees, and self-employed persons. Size class 1 to 4 includes establishments with payroll, but no employees, during mid-March pay period. (D) denotes figures withheld to avoid disclosing data for individual companies; the data are included in broader industry totals. For explanation of terms, abbreviations, and data reliability/comparability, see introductory text.]

| NAICS code | Industry   | Number of employees for week including March 12 | Payroll (\$1,000) |                  | Total number of establishments | Number of establishments by employment-size class |              |              |              |            |            |            |            |               |  |  |   |
|------------|--|---|-------------------|------------------|--------------------------------|---|--------------|--------------|--------------|------------|------------|------------|------------|---------------|--|--|---|
|            |  |   | First quarter     | Annual           |                                | 1 to 4  | 5 to 9       | 10 to 19     | 20 to 49     | 50 to 99   | 100 to 249 | 250 to 499 | 500 to 999 | 1,000 or more |  |  |   |
| <b>22</b>  | <b>Utilities—Con.</b>  |   |                   |                  |                                |   |              |              |              |            |            |            |            |               |  |  |   |
| 221        | Utilities .....  | 16 546  | 285 326           | 1 009 931        | 426                            | 146   | 72           | 64           | 75           | 37         | 17         | 12         | 2          | 1             |  |  |   |
| 2211       | Elec pwr generation, transmn & distribution .....                        | 12 499  | 235 705           | 806 541          | 261                            | 71  | 32           | 39           | 61           | 33         | 15         | 8          | 1          | 1             |  |  |   |
| 22111      | Electric power generation .....  | 1 828   | 28 535            | 103 534          | 38                             | 11  | 5            | 4            | 7            | 5          | 5          | 1          |            |               |  |  |   |
| 221111     | Hydroelectric power generation .....                                     | (A)   | (D)               | (D)              | 2                              | 2   |              |              |              |            |            |            |            |               |  |  |   |
| 221112     | Fossil fuel electric power generation .....                              | 1 280   | 20 797            | 70 431           | 20                             | 5   | 2            | 1            | 3            | 4          | 5          |            |            |               |  |  |   |
| 221119     | Other electric power generation .....                                    | (F)   | (D)               | (D)              | 16                             | 4   | 3            | 3            | 4            | 1          |            | 1          |            |               |  |  |   |
| 22112      | Electric pwr transmn, control & distribution .....                       | 10 671  | 207 170           | 703 007          | 223                            | 60  | 27           | 35           | 54           | 28         | 10         | 7          | 1          | 1             |  |  |   |
| 221121     | Electric bulk power transmission & control .....                         | (A)   | (D)               | (D)              | 1                              | 1   |              |              |              |            |            |            |            |               |  |  |   |
| 221122     | Electric power distribution .....  | (J)   | (D)               | (D)              | 222                            | 59  | 27           | 35           | 54           | 28         | 10         | 7          | 1          | 1             |  |  |   |
| 2212       | Natural gas distribution .....   | 2 770   | 35 948            | 147 954          | 45                             | 4   | 13           | 12           | 7            | 3          | 2          | 3          | 1          |               |  |  |   |
| 22121      | Natural gas distribution .....   | 2 770   | 35 948            | 147 954          | 45                             | 4   | 13           | 12           | 7            | 3          | 2          | 3          | 1          |               |  |  |   |
| 221210     | Natural gas distribution .....   | 2 770   | 35 948            | 147 954          | 45                             | 4   | 13           | 12           | 7            | 3          | 2          | 3          | 1          |               |  |  |   |
| 2213       | Water, sewage & other systems .....                                      | 1 277   | 13 673            | 55 436           | 120                            | 71  | 27           | 13           | 7            | 1          |            | 1          |            |               |  |  |   |
| 22131      | Water supply & irrigation systems .....                                  | 1 074   | 11 248            | 45 754           | 92                             | 51  | 24           | 11           | 5            |            |            | 1          |            |               |  |  |   |
| 221310     | Water supply & irrigation systems .....                                  | 1 074   | 11 248            | 45 754           | 92                             | 51  | 24           | 11           | 5            |            |            | 1          |            |               |  |  |   |
| 22132      | Sewage treatment facilities .....  | (C)   | (D)               | (D)              | 25                             | 19  | 3            | 2            | 1            |            |            |            |            |               |  |  |   |
| 221320     | Sewage treatment facilities .....  | (C)   | (D)               | (D)              | 25                             | 19  | 3            | 2            | 1            |            |            |            |            |               |  |  |   |
| 22133      | Steam & air-conditioning supply .....                                    | (B)   | (D)               | (D)              | 3                              | 1   |              |              | 1            | 1          |            |            |            |               |  |  |   |
| 221330     | Steam & air-conditioning supply .....                                    | (B)   | (D)               | (D)              | 3                              | 1   |              |              | 1            | 1          |            |            |            |               |  |  |   |
| <b>23</b>  | <b>Construction</b> .....  | <b>141 280</b>                                  | <b>1 214 022</b>  | <b>5 578 451</b> | <b>15 969</b>                  | <b>10 101</b>                                     | <b>2 796</b> | <b>1 674</b> | <b>1 010</b> | <b>251</b> | <b>102</b> | <b>26</b>  | <b>3</b>   | <b>6</b>      |  |  |   |
| 236        | Construction of Buildings .....  | 38 054  | 343 199           | 1 465 761        | 4 760                          | 3 337   | 750          | 399          | 205          | 38         | 20         | 5          | 2          | 4             |  |  |   |
| 2361       | Residential Building Construction .....                                  | 16 678  | 114 044           | 550 006          | 3 841                          | 2 943   | 579          | 220          | 78           | 9          | 9          | 2          | 1          |               |  |  |   |
| 23611      | Residential Building Construction .....                                  | 16 678  | 114 044           | 550 006          | 3 841                          | 2 943   | 579          | 220          | 78           | 9          | 9          | 2          | 1          |               |  |  |   |
| 236115     | New Single-Family Housing Construction (except Operative Builders) ..... | 8 588   | 52 710            | 254 869          | 2 240                          | 1 713   | 378          | 118          | 25           | 2          | 3          |            | 1          |               |  |  |   |
| 236116     | New Multifamily Housing Construction (except Operative Builders) .....   | 550   | 5 343             | 22 686           | 75                             | 41  | 19           | 10           | 4            | 1          |            |            |            |               |  |  |   |
| 236117     | New Housing Operative Builders .....                                     | 2 810   | 26 031            | 133 936          | 290                            | 177   | 61           | 30           | 14           | 2          | 5          | 1          |            |               |  |  |   |
| 236118     | Residential Remodelers .....   | 4 730   | 29 960            | 138 515          | 1 236                          | 1 012   | 121          | 62           | 35           | 4          | 1          | 1          |            |               |  |  |   |
| 2362       | Nonresidential Building Construction .....                               | 21 376  | 229 155           | 915 755          | 919                            | 394   | 171          | 179          | 127          | 29         | 11         | 3          | 1          | 4             |  |  |   |
| 23621      | Industrial Building Construction .....                                   | 3 123   | 30 391            | 112 610          | 36                             | 11  | 11           | 5            | 4            | 2          | 1          |            | 1          | 1             |  |  |   |
| 236210     | Industrial Building Construction .....                                   | 3 123   | 30 391            | 112 610          | 36                             | 11  | 11           | 5            | 4            | 2          | 1          |            | 1          | 1             |  |  |   |
| 23622      | Commercial and Institutional Building Construction .....                 | 18 253  | 198 764           | 803 145          | 883                            | 383   | 160          | 174          | 123          | 27         | 10         | 3          |            | 3             |  |  |   |
| 236220     | Commercial and Institutional Building Construction .....                 | 18 253  | 198 764           | 803 145          | 883                            | 383   | 160          | 174          | 123          | 27         | 10         | 3          |            | 3             |  |  |   |
| 237        | Heavy and Civil Engineering Construction .....                           | 17 567  | 162 132           | 839 868          | 1 144                          | 644   | 192          | 124          | 114          | 43         | 16         | 10         |            | 1             |  |  |   |
| 2371       | Utility System Construction .....  | 8 064   | 82 044            | 347 005          | 493                            | 238   | 101          | 74           | 56           | 13         | 7          | 3          |            | 1             |  |  |   |
| 23711      | Water and Sewer Line and Related Structures Construction .....           | 3 617   | 34 831            | 155 891          | 334                            | 176   | 74           | 37           | 37           | 8          | 1          | 1          |            |               |  |  |   |
| 237110     | Water and Sewer Line and Related Structures Construction .....           | 3 617   | 34 831            | 155 891          | 334                            | 176   | 74           | 37           | 37           | 8          | 1          | 1          |            |               |  |  |   |
| 23712      | Oil and Gas Pipeline and Related Structures Construction .....           | 1 211   | 14 791            | 66 410           | 14                             | 6   | 4            | 2            |              | 1          |            |            |            |               |  |  | 1 |
| 237120     | Oil and Gas Pipeline and Related Structures Construction .....           | 1 211   | 14 791            | 66 410           | 14                             | 6   | 4            | 2            |              | 1          |            |            |            |               |  |  | 1 |
| 23713      | Power and Communication Line and Related Structures Construction .....   | 3 236   | 32 422            | 124 704          | 145                            | 56  | 23           | 35           | 19           | 4          | 6          | 2          |            |               |  |  |   |
| 237130     | Power and Communication Line and Related Structures Construction .....   | 3 236   | 32 422            | 124 704          | 145                            | 56  | 23           | 35           | 19           | 4          | 6          | 2          |            |               |  |  |   |
| 2372       | Land Subdivision .....   | 826   | 5 933             | 30 862           | 255                            | 203   | 38           | 9            | 4            | 1          |            |            |            |               |  |  |   |
| 23721      | Land Subdivision .....   | 826   | 5 933             | 30 862           | 255                            | 203   | 38           | 9            | 4            | 1          |            |            |            |               |  |  |   |
| 237210     | Land Subdivision .....   | 826   | 5 933             | 30 862           | 255                            | 203   | 38           | 9            | 4            | 1          |            |            |            |               |  |  |   |
| 2373       | Highway, Street, and Bridge Construction .....                           | 6 294   | 50 694            | 355 707          | 257                            | 110   | 34           | 34           | 46           | 23         | 5          | 5          |            |               |  |  |   |
| 23731      | Highway, Street, and Bridge Construction .....                           | 6 294   | 50 694            | 355 707          | 257                            | 110   | 34           | 34           | 46           | 23         | 5          | 5          |            |               |  |  |   |
| 237310     | Highway, Street, and Bridge Construction .....                           | 6 294   | 50 694            | 355 707          | 257                            | 110   | 34           | 34           | 46           | 23         | 5          | 5          |            |               |  |  |   |
| 2379       | Other Heavy and Civil Engineering Construction .....                     | 2 383   | 23 461            | 106 294          | 139                            | 93  | 19           | 7            | 8            | 6          | 4          | 2          |            |               |  |  |   |
| 23799      | Other Heavy and Civil Engineering Construction .....                     | 2 383   | 23 461            | 106 294          | 139                            | 93  | 19           | 7            | 8            | 6          | 4          | 2          |            |               |  |  |   |
| 237990     | Other Heavy and Civil Engineering Construction .....                     | 2 383   | 23 461            | 106 294          | 139                            | 93  | 19           | 7            | 8            | 6          | 4          | 2          |            |               |  |  |   |
| 238        | Specialty Trade Contractors .....  | 85 659  | 708 691           | 3 272 822        | 10 065                         | 6 120   | 1 854        | 1 151        | 691          | 170        | 66         | 11         | 1          | 1             |  |  |   |
| 2381       | Foundation, Structure, and Building Exterior Contractors .....           | 24 379  | 160 228           | 794 929          | 3 046                          | 1 771   | 633          | 379          | 199          | 45         | 17         | 2          |            |               |  |  |   |
| 23811      | Poured Concrete Foundation and Structure Contractors .....               | 7 129   | 41 202            | 224 635          | 893                            | 495   | 207          | 122          | 54           | 6          | 9          |            |            |               |  |  |   |
| 238110     | Poured Concrete Foundation and Structure Contractors .....               | 7 129   | 41 202            | 224 635          | 893                            | 495   | 207          | 122          | 54           | 6          | 9          |            |            |               |  |  |   |
| 23812      | Structural Steel and Precast Concrete Contractors .....                  | 1 403   | 12 123            | 55 350           | 82                             | 37  | 13           | 12           | 13           | 5          | 2          |            |            |               |  |  |   |
| 238120     | Structural Steel and Precast Concrete Contractors .....                  | 1 403   | 12 123            | 55 350           | 82                             | 37  | 13           | 12           | 13           | 5          | 2          |            |            |               |  |  |   |
| 23813      | Framing Contractors .....  | 3 394   | 21 965            | 104 975          | 513                            | 322   | 116          | 49           | 19           | 5          | 1          | 1          |            |               |  |  |   |
| 238130     | Framing Contractors .....  | 3 394   | 21 965            | 104 975          | 513                            | 322   | 116          | 49           | 19           | 5          | 1          | 1          |            |               |  |  |   |
| 23814      | Masonry Contractors .....  | 5 490   | 38 059            | 187 719          | 563                            | 295   | 118          | 87           | 46           | 13         | 3          | 1          |            |               |  |  |   |
| 238140     | Masonry Contractors .....  | 5 490   | 38 059            | 187 719          | 563                            | 295   | 118          | 87           | 46           | 13         | 3          | 1          |            |               |  |  |   |
| 23815      | Glass and Glazing Contractors .....                                      | 1 007   | 8 868             | 37 755           | 102                            | 47  | 28           | 15           | 8            | 4          |            |            |            |               |  |  |   |
| 238150     | Glass and Glazing Contractors .....                                      | 1 007   | 8 868             | 37 755           | 102                            | 47  | 28           | 15           | 8            | 4          |            |            |            |               |  |  |   |
| 23816      | Roofing Contractors .....  | 3 652   | 22 913            | 118 064          | 462                            | 274   | 81           | 57           | 40           | 9          | 1          |            |            |               |  |  |   |
| 238160     | Roofing Contractors .....  | 3 652   | 22 913            | 118 064          | 462                            | 274   | 81           | 57           | 40           | 9          | 1          |            |            |               |  |  |   |
| 23817      | Siding Contractors .....   | 1 938   | 11 846            | 53 186           | 373                            | 259   | 63           | 31           | 17           | 3          |            |            |            |               |  |  |   |
| 238170     | Siding Contractors .....   | 1 938   | 11 846            | 53 186           | 373                            | 259   | 63           | 31           | 17           | 3          |            |            |            |               |  |  |   |
| 23819      | Other Foundation, Structure, and Building Exterior Contractors .....     | 366   | 3 252             | 13 245           | 58                             | 42  | 7            | 6            | 2            |            | 1          |            |            |               |  |  |   |
| 238190     | Other Foundation, Structure, and Building Exterior Contractors .....     | 366   | 3 252             | 13 245           | 58                             | 42  | 7            | 6            | 2            |            | 1          |            |            |               |  |  |   |

See footnotes at end of table.

**Table 2. The State—Employees, Payroll, and Establishments by Industry: 2003—Con.**

[Excludes most government employees, railroad employees, and self-employed persons. Size class 1 to 4 includes establishments with payroll, but no employees, during mid-March pay period. (D) denotes figures withheld to avoid disclosing data for individual companies; the data are included in broader industry totals. For explanation of terms, abbreviations, and data reliability/comparability, see introductory text.]

| NAICS code   | Industry  | Number of employees for week including March 12 | Payroll (\$1,000) |                   | Total number of establishments | Number of establishments by employment-size class |              |              |              |            |            |            |            |               |  |  |  |  |  |  |  |  |  |  |  |  |
|--------------|---|---|-------------------|-------------------|--------------------------------|---|--------------|--------------|--------------|------------|------------|------------|------------|---------------|--|--|--|--|--|--|--|--|--|--|--|--|
|              |   |   | First quarter     | Annual            |                                | 1 to 4  | 5 to 9       | 10 to 19     | 20 to 49     | 50 to 99   | 100 to 249 | 250 to 499 | 500 to 999 | 1,000 or more |  |  |  |  |  |  |  |  |  |  |  |  |
| <b>23</b>    | <b>Construction—Con.</b>                                  |   |                   |                   |                                |   |              |              |              |            |            |            |            |               |  |  |  |  |  |  |  |  |  |  |  |  |
| 238          | Specialty Trade Contractors—Con.                          |   |                   |                   |                                |   |              |              |              |            |            |            |            |               |  |  |  |  |  |  |  |  |  |  |  |  |
| 2382         | Building Equipment Contractors .....                      | 34 804  | 355 650           | 1 531 680         | 3 145                          | 1 694   | 650          | 421          | 273          | 69         | 29         | 7          | 1          | 1             |  |  |  |  |  |  |  |  |  |  |  |  |
| 23821        | Electrical Contractors .....                              | 13 369  | 146 097           | 643 909           | 1 140                          | 615   | 240          | 145          | 93           | 32         | 8          | 6          | 1          | —             |  |  |  |  |  |  |  |  |  |  |  |  |
| 238210       | Electrical Contractors .....                              | 13 369  | 146 097           | 643 909           | 1 140                          | 615   | 240          | 145          | 93           | 32         | 8          | 6          | 1          | —             |  |  |  |  |  |  |  |  |  |  |  |  |
| 23822        | Plumbing, Heating, and Air-Conditioning Contractors ..... | 19 341  | 187 152           | 797 986           | 1 880                          | 1 029   | 383          | 258          | 158          | 33         | 17         | 1          | —          | 1             |  |  |  |  |  |  |  |  |  |  |  |  |
| 238220       | Plumbing, Heating, and Air-Conditioning Contractors ..... | 19 341  | 187 152           | 797 986           | 1 880                          | 1 029   | 383          | 258          | 158          | 33         | 17         | 1          | —          | 1             |  |  |  |  |  |  |  |  |  |  |  |  |
| 23829        | Other Building Equipment Contractors .....                | 2 094   | 22 401            | 89 785            | 125                            | 50  | 27           | 18           | 22           | 4          | 4          | —          | —          | —             |  |  |  |  |  |  |  |  |  |  |  |  |
| 238290       | Other Building Equipment Contractors .....                | 2 094   | 22 401            | 89 785            | 125                            | 50  | 27           | 18           | 22           | 4          | 4          | —          | —          | —             |  |  |  |  |  |  |  |  |  |  |  |  |
| 2383         | Building Finishing Contractors .....                      | 17 954  | 136 867           | 630 232           | 2 365                          | 1 589   | 365          | 215          | 136          | 42         | 16         | 2          | —          | —             |  |  |  |  |  |  |  |  |  |  |  |  |
| 23831        | Drywall and Insulation Contractors .....                  | 5 697   | 49 137            | 217 165           | 437                            | 241   | 73           | 47           | 51           | 15         | 9          | 1          | —          | —             |  |  |  |  |  |  |  |  |  |  |  |  |
| 238310       | Drywall and Insulation Contractors .....                  | 5 697   | 49 137            | 217 165           | 437                            | 241   | 73           | 47           | 51           | 15         | 9          | 1          | —          | —             |  |  |  |  |  |  |  |  |  |  |  |  |
| 23832        | Painting and Wall Covering Contractors .....              | 4 803   | 33 070            | 165 165           | 820                            | 560   | 132          | 78           | 35           | 15         | —          | —          | —          | —             |  |  |  |  |  |  |  |  |  |  |  |  |
| 238320       | Painting and Wall Covering Contractors .....              | 4 803   | 33 070            | 165 165           | 820                            | 560   | 132          | 78           | 35           | 15         | —          | —          | —          | —             |  |  |  |  |  |  |  |  |  |  |  |  |
| 23833        | Flooring Contractors .....                                | 2 136   | 16 522            | 74 577            | 305                            | 231   | 35           | 19           | 12           | 5          | 3          | —          | —          | —             |  |  |  |  |  |  |  |  |  |  |  |  |
| 238330       | Flooring Contractors .....                                | 2 136   | 16 522            | 74 577            | 305                            | 231   | 35           | 19           | 12           | 5          | 3          | —          | —          | —             |  |  |  |  |  |  |  |  |  |  |  |  |
| 23834        | Tile and Terrazzo Contractors .....                       | 829   | 6 594             | 29 456            | 107                            | 70  | 15           | 14           | 6            | 1          | 1          | —          | —          | —             |  |  |  |  |  |  |  |  |  |  |  |  |
| 238340       | Tile and Terrazzo Contractors .....                       | 829   | 6 594             | 29 456            | 107                            | 70  | 15           | 14           | 6            | 1          | 1          | —          | —          | —             |  |  |  |  |  |  |  |  |  |  |  |  |
| 23835        | Finish Carpentry Contractors .....                        | 3 387   | 21 550            | 98 411            | 588                            | 432   | 89           | 38           | 23           | 3          | 2          | 1          | —          | —             |  |  |  |  |  |  |  |  |  |  |  |  |
| 238350       | Finish Carpentry Contractors .....                        | 3 387   | 21 550            | 98 411            | 588                            | 432   | 89           | 38           | 23           | 3          | 2          | 1          | —          | —             |  |  |  |  |  |  |  |  |  |  |  |  |
| 23839        | Other Building Finishing Contractors .....                | 1 102   | 9 994             | 45 458            | 108                            | 55  | 21           | 19           | 9            | 3          | 1          | —          | —          | —             |  |  |  |  |  |  |  |  |  |  |  |  |
| 238390       | Other Building Finishing Contractors .....                | 1 102   | 9 994             | 45 458            | 108                            | 55  | 21           | 19           | 9            | 3          | 1          | —          | —          | —             |  |  |  |  |  |  |  |  |  |  |  |  |
| 2389         | Other Specialty Trade Contractors .....                   | 8 522   | 55 946            | 315 981           | 1 509                          | 1 066   | 206          | 136          | 83           | 14         | 4          | —          | —          | —             |  |  |  |  |  |  |  |  |  |  |  |  |
| 23891        | Site Preparation Contractors .....                        | 4 768   | 32 478            | 178 782           | 837                            | 590   | 117          | 68           | 51           | 10         | 1          | —          | —          | —             |  |  |  |  |  |  |  |  |  |  |  |  |
| 238910       | Site Preparation Contractors .....                        | 4 768   | 32 478            | 178 782           | 837                            | 590   | 117          | 68           | 51           | 10         | 1          | —          | —          | —             |  |  |  |  |  |  |  |  |  |  |  |  |
| 23899        | All Other Specialty Trade Contractors .....               | 3 754   | 23 468            | 137 199           | 672                            | 476   | 89           | 68           | 32           | 4          | 3          | —          | —          | —             |  |  |  |  |  |  |  |  |  |  |  |  |
| 238990       | All Other Specialty Trade Contractors .....               | 3 754   | 23 468            | 137 199           | 672                            | 476   | 89           | 68           | 32           | 4          | 3          | —          | —          | —             |  |  |  |  |  |  |  |  |  |  |  |  |
| <b>31-33</b> | <b>Manufacturing .....</b>                                | <b>308 755</b>                                  | <b>2 734 679</b>  | <b>11 294 741</b> | <b>7 042</b>                   | <b>2 478</b>                                      | <b>1 238</b> | <b>1 105</b> | <b>1 074</b> | <b>481</b> | <b>428</b> | <b>149</b> | <b>60</b>  | <b>29</b>     |  |  |  |  |  |  |  |  |  |  |  |  |
| 311          | Food mfg .....  | 37 374  | 271 875           | 1 140 053         | 548                            | 185   | 84           | 72           | 84           | 45         | 40         | 20         | 13         | 5             |  |  |  |  |  |  |  |  |  |  |  |  |
| 3111         | Animal food mfg .....                                     | 2 095   | 21 229            | 82 949            | 69                             | 15  | 5            | 16           | 22           | 7          | 4          | —          | —          | —             |  |  |  |  |  |  |  |  |  |  |  |  |
| 31111        | Animal food mfg .....                                     | 2 095   | 21 229            | 82 949            | 69                             | 15  | 5            | 16           | 22           | 7          | 4          | —          | —          | —             |  |  |  |  |  |  |  |  |  |  |  |  |
| 311111       | Dog & cat food mfg .....                                  | 1 090   | 13 016            | 48 994            | 14                             | 2   | 1            | —            | 3            | 4          | 4          | —          | —          | —             |  |  |  |  |  |  |  |  |  |  |  |  |
| 311119       | Other animal food mfg .....                               | 1 005   | 8 213             | 33 955            | 55                             | 13  | 4            | 16           | 19           | 3          | —          | —          | —          | —             |  |  |  |  |  |  |  |  |  |  |  |  |
| 3112         | Grain & oilseed milling .....                             | 2 094   | 18 277            | 77 510            | 26                             | 5   | 2            | —            | 8            | 4          | 4          | 3          | —          | —             |  |  |  |  |  |  |  |  |  |  |  |  |
| 31121        | Flour milling & malt mfg .....                            | (E)   | (D)               | (D)               | 9                              | 1   | 2            | —            | 3            | 2          | 1          | —          | —          | —             |  |  |  |  |  |  |  |  |  |  |  |  |
| 311211       | Flour milling .....                                       | (E)   | (D)               | (D)               | 7                              | 1   | —            | —            | 3            | 2          | 1          | —          | —          | —             |  |  |  |  |  |  |  |  |  |  |  |  |
| 311212       | Rice milling .....  | (A)   | (D)               | (D)               | 1                              | —   | —            | —            | —            | —          | —          | —          | —          | —             |  |  |  |  |  |  |  |  |  |  |  |  |
| 311213       | Malt mfg .....  | (A)   | (D)               | (D)               | 1                              | —   | —            | —            | —            | —          | —          | —          | —          | —             |  |  |  |  |  |  |  |  |  |  |  |  |
| 31122        | Starch & vegetable fats & oils mfg .....                  | (F)   | (D)               | (D)               | 15                             | 4   | —            | —            | 5            | 2          | 3          | 1          | —          | —             |  |  |  |  |  |  |  |  |  |  |  |  |
| 311221       | Wet corn milling .....                                    | (C)   | (D)               | (D)               | 2                              | 1   | —            | —            | —            | —          | 1          | —          | —          | —             |  |  |  |  |  |  |  |  |  |  |  |  |
| 311222       | Soybean processing .....                                  | 396   | 3 675             | 15 424            | 7                              | 3   | —            | —            | 2            | 1          | —          | 1          | —          | —             |  |  |  |  |  |  |  |  |  |  |  |  |
| 311225       | Fats & oils refining & blending .....                     | 394   | 3 382             | 16 010            | 6                              | —   | —            | —            | 3            | 1          | 2          | —          | —          | —             |  |  |  |  |  |  |  |  |  |  |  |  |
| 31123        | Breakfast cereal manufacturing .....                      | (F)   | (D)               | (D)               | 2                              | —   | —            | —            | —            | —          | —          | 2          | —          | —             |  |  |  |  |  |  |  |  |  |  |  |  |
| 311230       | Breakfast cereal manufacturing .....                      | (F)   | (D)               | (D)               | 2                              | —   | —            | —            | —            | —          | —          | 2          | —          | —             |  |  |  |  |  |  |  |  |  |  |  |  |
| 3113         | Sugar & confectionery product mfg .....                   | (G)   | (D)               | (D)               | 38                             | 13  | 6            | 8            | 3            | 5          | 2          | 1          | —          | —             |  |  |  |  |  |  |  |  |  |  |  |  |
| 31132        | Choc & confectionery mfg from cacao beans .....           | (B)   | (D)               | (D)               | 1                              | —   | —            | —            | —            | 1          | —          | —          | —          | —             |  |  |  |  |  |  |  |  |  |  |  |  |
| 311320       | Choc & confectionery mfg from cacao beans .....           | (B)   | (D)               | (D)               | 1                              | —   | —            | —            | —            | 1          | —          | —          | —          | —             |  |  |  |  |  |  |  |  |  |  |  |  |
| 31133        | Confectionery mfg from purchased chocolate .....          | 259   | 1 109             | 4 899             | 26                             | 11  | 5            | 7            | 2            | 1          | —          | —          | —          | —             |  |  |  |  |  |  |  |  |  |  |  |  |
| 311330       | Confectionery mfg from purchased chocolate .....          | 259   | 1 109             | 4 899             | 26                             | 11  | 5            | 7            | 2            | 1          | —          | —          | —          | —             |  |  |  |  |  |  |  |  |  |  |  |  |
| 31134        | Nonchocolate confectionery mfg .....                      | 875   | 7 138             | 27 531            | 11                             | 2   | 1            | 1            | 1            | 3          | 2          | 1          | —          | —             |  |  |  |  |  |  |  |  |  |  |  |  |
| 311340       | Nonchocolate confectionery mfg .....                      | 875   | 7 138             | 27 531            | 11                             | 2   | 1            | 1            | 1            | 3          | 2          | 1          | —          | —             |  |  |  |  |  |  |  |  |  |  |  |  |
| 3114         | Fruit & veg preserving & specialty food mfg .....         | (G)   | (D)               | (D)               | 37                             | 11  | 4            | 4            | 10           | 5          | 1          | —          | —          | —             |  |  |  |  |  |  |  |  |  |  |  |  |
| 31141        | Frozen food mfg .....                                     | (G)   | (D)               | (D)               | 14                             | 2   | 1            | 1            | 6            | 3          | —          | —          | —          | —             |  |  |  |  |  |  |  |  |  |  |  |  |
| 311411       | Frozen fruit, juice & vegetable mfg .....                 | (B)   | (D)               | (D)               | 1                              | —   | —            | —            | —            | —          | —          | —          | —          | —             |  |  |  |  |  |  |  |  |  |  |  |  |
| 311412       | Frozen specialty food mfg .....                           | (G)   | (D)               | (D)               | 13                             | 2   | 1            | 1            | 6            | 2          | —          | —          | —          | —             |  |  |  |  |  |  |  |  |  |  |  |  |
| 31142        | Fruit & veg canning, pickling & drying .....              | 1 188   | 10 233            | 40 372            | 23                             | 9   | 3            | 3            | 4            | 2          | 1          | —          | —          | —             |  |  |  |  |  |  |  |  |  |  |  |  |
| 311421       | Fruit & vegetable canning .....                           | (E)   | (D)               | (D)               | 20                             | 9   | 3            | 3            | 2            | 2          | 1          | —          | —          | —             |  |  |  |  |  |  |  |  |  |  |  |  |
| 311422       | Specialty canning .....                                   | (F)   | (D)               | (D)               | 3                              | —   | —            | —            | 2            | —          | —          | —          | —          | —             |  |  |  |  |  |  |  |  |  |  |  |  |
| 3115         | Dairy product mfg .....                                   | 5 577   | 47 700            | 208 479           | 35                             | 10  | 2            | 1            | 2            | 4          | 11         | 2          | 2          | 1             |  |  |  |  |  |  |  |  |  |  |  |  |
| 31151        | Dairy product (exc frozen) mfg .....                      | 4 596   | 40 479            | 177 417           | 25                             | 7   | 1            | —            | 4            | 9          | 2          | 1          | 1          | —             |  |  |  |  |  |  |  |  |  |  |  |  |
| 311511       | Fluid milk mfg .....                                      | 1 152   | 11 064            | 44 973            | 8                              | 2   | —            | —            | —            | 1          | 4</        |            |            |               |  |  |  |  |  |  |  |  |  |  |  |  |



**Table 2. The State—Employees, Payroll, and Establishments by Industry: 2003—Con.**

[Excludes most government employees, railroad employees, and self-employed persons. Size class 1 to 4 includes establishments with payroll, but no employees, during mid-March pay period. (D) denotes figures withheld to avoid disclosing data for individual companies; the data are included in broader industry totals. For explanation of terms, abbreviations, and data reliability/comparability, see introductory text]

| NAICS code   | Industry   | Number of employees for week including March 12 | Payroll (\$1,000) |         | Total number of establishments | Number of establishments by employment-size class |        |          |          |          |            |            |            |               |  |   |
|--------------|--|---|-------------------|---------|--------------------------------|---|--------|----------|----------|----------|------------|------------|------------|---------------|--|---|
|              |  |   | First quarter     | Annual  |                                | 1 to 4  | 5 to 9 | 10 to 19 | 20 to 49 | 50 to 99 | 100 to 249 | 250 to 499 | 500 to 999 | 1,000 or more |  |   |
| <b>31-33</b> | <b>Manufacturing—Con.</b>                        |   |                   |         |                                |   |        |          |          |          |            |            |            |               |  |   |
| 311          | Food mfg—Con.                                    |   |                   |         |                                |   |        |          |          |          |            |            |            |               |  |   |
| 3119         | Other food mfg                                   | 3 518   | 27 168            | 116 492 | 58                             | 12  | 6      | 10       | 10       | 9        | 8          | 3          |            |               |  |   |
| 31191        | Snack food mfg                                   | (E)   | (D)               | (D)     | 6                              |   | 2      | 1        |          | 2        | 1          |            |            |               |  |   |
| 311911       | Roasted nuts & peanut butter mfg                 | (B)   | (D)               | (D)     | 2                              |   | 1      |          |          | 1        | 1          |            |            |               |  |   |
| 311919       | Other snack food mfg                             | (E)   | (D)               | (D)     | 4                              |   | 1      | 1        |          | 1        | 1          |            |            |               |  |   |
| 31192        | Coffee & tea mfg                                 | 461   | 4 001             | 14 558  | 6                              |   |        | 1        | 1        | 1        | 1          | 3          |            |               |  |   |
| 311920       | Coffee & tea mfg                                 | 461   | 4 001             | 14 558  | 6                              |   |        | 1        | 1        | 1        | 1          | 3          |            |               |  |   |
| 31193        | Flavoring syrup & concentrate mfg                | (C)   | (D)               | (D)     | 3                              | 1   |        | 1        |          | 1        | 1          |            |            |               |  |   |
| 311930       | Flavoring syrup & concentrate mfg                | (C)   | (D)               | (D)     | 3                              | 1   |        | 1        |          | 1        | 1          |            |            |               |  |   |
| 31194        | Seasoning & dressing mfg                         | 725   | 7 641             | 30 437  | 19                             | 5   | 3      | 2        | 6        | 1        | 2          |            |            |               |  |   |
| 311941       | Mayonnaise, dressing & oth prepared sauce mfg    | 526   | 5 371             | 21 530  | 8                              |   | 2      | 1        | 3        |          | 2          |            |            |               |  |   |
| 311942       | Spice & extract mfg                              | 199   | 2 270             | 8 907   | 11                             | 5   | 1      | 1        | 3        | 1        |            |            |            |               |  |   |
| 31199        | All other food mfg                               | 1 855   | 11 303            | 54 004  | 24                             | 6   | 1      | 5        | 3        | 4        | 2          | 3          |            |               |  |   |
| 311991       | Perishable prepared food mfg                     | 318   | 1 790             | 7 751   | 8                              | 2   | 1      | 2        |          | 2        | 1          |            |            |               |  |   |
| 311999       | All other miscellaneous food mfg                 | 1 537   | 9 513             | 46 253  | 16                             | 4   |        | 3        | 3        | 2        | 1          | 3          |            |               |  |   |
| 312          | Beverage & tobacco product mfg                   | 3 760   | 42 414            | 174 893 | 59                             | 21  | 4      | 12       | 7        | 6        | 8          |            |            |               |  | 1 |
| 3121         | Beverage mfg                                     | (H)   | (D)               | (D)     | 58                             | 20  | 4      | 12       | 7        | 6        | 8          |            |            |               |  | 1 |
| 31211        | Soft drink & ice mfg                             | (G)   | (D)               | (D)     | 27                             | 4   | 1      | 9        | 3        | 4        | 6          |            |            |               |  |   |
| 312111       | Soft drink mfg                                   | (G)   | (D)               | (D)     | 10                             |   |        |          | 1        | 4        | 5          |            |            |               |  |   |
| 312112       | Bottled water mfg                                | (C)   | (D)               | (D)     | 3                              | 1   |        |          | 1        |          | 1          |            |            |               |  |   |
| 312113       | Ice mfg  | (C)   | (D)               | (D)     | 14                             | 3   | 1      | 9        | 1        |          |            |            |            |               |  |   |
| 31212        | Breweries  | (G)   | (D)               | (D)     | 7                              | 4   | 1      |          |          | 1        |            |            |            |               |  | 1 |
| 312120       | Breweries  | (G)   | (D)               | (D)     | 7                              | 4   | 1      |          |          | 1        |            |            |            |               |  | 1 |
| 31213        | Wineries   | 316   | 1 251             | 6 572   | 22                             | 12  | 2      | 3        | 4        | 1        |            |            |            |               |  |   |
| 312130       | Wineries   | 316   | 1 251             | 6 572   | 22                             | 12  | 2      | 3        | 4        | 1        |            |            |            |               |  |   |
| 31214        | Distilleries                                     | (E)   | (D)               | (D)     | 2                              |   |        |          |          |          | 2          |            |            |               |  |   |
| 312140       | Distilleries                                     | (E)   | (D)               | (D)     | 2                              |   |        |          |          |          | 2          |            |            |               |  |   |
| 3122         | Tobacco mfg                                      | (A)   | (D)               | (D)     | 1                              | 1   |        |          |          |          |            |            |            |               |  |   |
| 31222        | Tobacco product mfg                              | (A)   | (D)               | (D)     | 1                              | 1   |        |          |          |          |            |            |            |               |  |   |
| 312229       | Other tobacco product mfg                        | (A)   | (D)               | (D)     | 1                              | 1   |        |          |          |          |            |            |            |               |  |   |
| 313          | Textile mills                                    | 470   | 3 392             | 14 218  | 27                             | 11  | 5      | 3        | 6        | 2        |            |            |            |               |  |   |
| 3132         | Fabric mills                                     | 275   | 2 007             | 8 652   | 9                              | 3   |        | 2        | 2        | 2        |            |            |            |               |  |   |
| 31321        | Broadwoven fabric mills                          | (B)   | (D)               | (D)     | 4                              | 2   |        | 1        |          | 1        |            |            |            |               |  |   |
| 313210       | Broadwoven fabric mills                          | (B)   | (D)               | (D)     | 4                              | 2   |        | 1        |          | 1        |            |            |            |               |  |   |
| 31322        | Narrow fabric mills & schiffli mach embroidery   | (B)   | (D)               | (D)     | 2                              | 1   |        |          | 1        |          |            |            |            |               |  |   |
| 313221       | Narrow fabric mills                              | (B)   | (D)               | (D)     | 1                              |   |        |          | 1        |          |            |            |            |               |  |   |
| 313222       | Schiffli machine embroidery                      | (A)   | (D)               | (D)     | 1                              | 1   |        |          |          |          |            |            |            |               |  |   |
| 31323        | Nonwoven fabric mills                            | (C)   | (D)               | (D)     | 3                              |   |        | 1        | 1        | 1        |            |            |            |               |  |   |
| 313230       | Nonwoven fabric mills                            | (C)   | (D)               | (D)     | 3                              |   |        | 1        | 1        | 1        |            |            |            |               |  |   |
| 3133         | Textile, fabric finishing, fabric coating mills  | 195   | 1 385             | 5 566   | 18                             | 8   | 5      | 1        | 4        |          |            |            |            |               |  |   |
| 31331        | Textile & fabric finishing mills                 | (C)   | (D)               | (D)     | 15                             | 8   | 5      |          | 2        |          |            |            |            |               |  |   |
| 313311       | Broadwoven fabric finishing mills                | (C)   | (D)               | (D)     | 13                             | 6   | 5      |          | 2        |          |            |            |            |               |  |   |
| 313312       | Textile, fabric finishing (exc broadwoven) mills | (A)   | (D)               | (D)     | 2                              | 2   |        |          |          |          |            |            |            |               |  |   |
| 31332        | Fabric coating mills                             | (B)   | (D)               | (D)     | 3                              |   |        | 1        | 2        |          |            |            |            |               |  |   |
| 313320       | Fabric coating mills                             | (B)   | (D)               | (D)     | 3                              |   |        | 1        | 2        |          |            |            |            |               |  |   |
| 314          | Textile product mills                            | 2 035   | 10 688            | 46 492  | 140                            | 64  | 26     | 21       | 21       | 4        | 4          |            |            |               |  |   |
| 3141         | Textile furnishings mills                        | 724   | 3 291             | 14 281  | 52                             | 28  | 9      | 7        | 4        | 2        | 2          |            |            |               |  |   |
| 31411        | Carpet & rug mills                               | (B)   | (D)               | (D)     | 3                              |   |        | 2        | 1        |          |            |            |            |               |  |   |
| 314110       | Carpet & rug mills                               | (B)   | (D)               | (D)     | 3                              |   |        | 2        | 1        |          |            |            |            |               |  |   |
| 31412        | Curtain & linen mills                            | (F)   | (D)               | (D)     | 49                             | 28  | 7      | 6        | 4        | 2        | 2          |            |            |               |  |   |
| 314121       | Curtain & drapery mills                          | (E)   | (D)               | (D)     | 34                             | 22  | 5      | 3        | 2        | 1        | 1          |            |            |               |  |   |
| 314129       | Other household textile product mills            | 338   | 1 578             | 7 590   | 15                             | 6   | 2      | 3        | 2        | 1        | 1          |            |            |               |  |   |
| 3149         | Other textile product mills                      | 1 311   | 7 397             | 32 211  | 88                             | 36  | 17     | 14       | 17       | 2        | 2          |            |            |               |  |   |
| 31491        | Textile bag & canvas mills                       | 635   | 4 010             | 17 864  | 39                             | 16  | 8      | 8        | 5        |          | 2          |            |            |               |  |   |
| 314911       | Textile bag mills                                | 387   | 2 312             | 10 193  | 7                              |   | 1      | 2        | 2        |          |            |            |            |               |  |   |
| 314912       | Canvas & related product mills                   | 248   | 1 698             | 7 671   | 32                             | 16  | 7      | 6        | 3        |          |            |            |            |               |  |   |
| 31499        | All other textile product mills                  | 676   | 3 387             | 14 347  | 49                             | 20  | 9      | 6        | 12       | 2        |            |            |            |               |  |   |
| 314991       | Rope, cordage & twine mills                      | (A)   | (D)               | (D)     | 1                              | 1   |        |          |          |          |            |            |            |               |  |   |
| 314999       | All other miscellaneous textile product mills    | (F)   | (D)               | (D)     | 48                             | 19  | 9      | 6        | 12       | 2        |            |            |            |               |  |   |
| 315          | Apparel manufacturing                            | 4 544   | 25 570            | 97 945  | 156                            | 67  | 23     | 21       | 22       | 9        | 11         | 3          |            |               |  |   |
| 3151         | Apparel knitting mills                           | (B)   | (D)               | (D)     | 3                              | 1   |        | 2        |          |          |            |            |            |               |  |   |
| 31519        | Other apparel knitting mills                     | (B)   | (D)               | (D)     | 3                              | 1   |        | 2        |          |          |            |            |            |               |  |   |
| 315191       | Outerwear knitting mills                         | (B)   | (D)               | (D)     | 3                              | 1   |        | 2        |          |          |            |            |            |               |  |   |
| 3152         | Cut & sew apparel mfg                            | 3 113   | 17 457            | 70 347  | 117                            | 59  | 15     | 11       | 16       | 8        | 5          | 3          |            |               |  |   |
| 31521        | Cut & sew apparel contractors                    | 1 177   | 6 900             | 26 833  | 76                             | 46  | 11     | 8        | 7        | 2        | 1          | 1          |            |               |  |   |
| 315211       | Men's, boys' cut & sew apparel contractors       | 312   | 1 168             | 5 062   | 23                             | 11  | 3      | 4        | 4        | 1        |            |            |            |               |  |   |
| 315212       | Women's, girls', infants, cut, sew apparel contr | 865   | 5 732             | 21 771  | 53                             | 35  | 8      | 4        | 3        | 1        | 1          | 1          |            |               |  |   |
| 31522        | Men's, boys' cut & sew apparel mfg               | 1 178   | 5 756             | 24 567  | 20                             | 7   | 2      |          | 2        | 5        | 3          | 1          |            |               |  |   |
| 315222       | Men's, boys' cut & sew suit, coat, overcoat mfg  | (E)   | (D)               | (D)     | 5                              | 3   |        |          |          | 1        |            | 1          |            |               |  |   |
| 315223       | Men's, boys' cut & sew shirt (exc work) mfg      | 326   | 1 316             | 5 793   | 7                              | 2   | 1      |          | 1        | 2        | 1          |            |            |               |  |   |
| 315224       | Men's, boys' cut & sew trouser, slack, jean mfg  | (B)   | (D)               | (D)     | 1                              |   |        |          |          | 1        |            |            |            |               |  |   |
| 315225       | Men's, boys' cut & sew work clothing mfg         | (C)   | (D)               | (D)     | 4                              | 1   | 1      |          | 1        | 1        |            |            |            |               |  |   |
| 315228       | Men's, boys' cut & sew oth outerwear mfg         | (E)   | (D)               | (D)     | 3                              | 1   |        |          |          |          | 2          |            |            |               |  |   |
| 31523        | Women's, girls' cut & sew apparel mfg            | 523   | 3 727             | 14 071  | 15                             | 5   | 1      | 2        | 5        | 1        |            | 1          |            |               |  |   |
| 315231       | Women's, girls' cut & sew lingerie mfg           | (B)   | (D)               | (D)     | 3                              |   | 1      |          | 1        | 1        |            |            |            |               |  |   |
| 315232       | Women's, girls' cut & sew blouse mfg             | (B)   | (D)               | (D)     | 1                              |   |        |          | 1        |          |            |            |            |               |  |   |
| 315233       | Women's, girls' cut & sew dress mfg              | 87  | 445               | 1 702   | 7                              | 5   |        |          | 2        |          |            |            |            |               |  |   |
| 315239       | Women's, girls' cut & sew other outerwear mfg    | 307   | 2 658             | 10 066  | 4                              |   |        | 2        | 1        |          |            | 1          |            |               |  |   |
| 31529        | Other cut & sew apparel mfg                      | 235   | 1 074             | 4 876   | 6                              | 1   | 1      | 1        | 2        |          | 1          |            |            |               |  |   |
| 315292       | Fur & leather apparel mfg                        | (A)   | (D)               | (D)     | 1                              | 1   |        |          |          |          |            |            |            |               |  |   |
| 315299       | All other cut & sew apparel mfg                  | (C)   | (D)               | (D)     | 5                              |   | 1      | 1        | 2        |          | 1          |            |            |               |  |   |

See footnotes at end of table.

**Table 2. The State—Employees, Payroll, and Establishments by Industry: 2003—Con.**

[Excludes most government employees, railroad employees, and self-employed persons. Size class 1 to 4 includes establishments with payroll, but no employees, during mid-March pay period. (D) denotes figures withheld to avoid disclosing data for individual companies; the data are included in broader industry totals. For explanation of terms, abbreviations, and data reliability/comparability, see introductory text]

| NAICS code   | Industry  | Number of employees for week including March 12 | Payroll (\$1,000) |         | Total number of establishments | Number of establishments by employment-size class |        |          |          |          |            |            |            |               |
|--------------|---|---|-------------------|---------|--------------------------------|---|--------|----------|----------|----------|------------|------------|------------|---------------|
|              |   |   | First quarter     | Annual  |                                | 1 to 4  | 5 to 9 | 10 to 19 | 20 to 49 | 50 to 99 | 100 to 249 | 250 to 499 | 500 to 999 | 1,000 or more |
| <b>31-33</b> | <b>Manufacturing—Con.</b>                               |   |                   |         |                                |   |        |          |          |          |            |            |            |               |
| 315          | Apparel manufacturing—Con.                              |   |                   |         |                                |   |        |          |          |          |            |            |            |               |
| 3159         | Apparel accessories & other apparel mfg . . .           | (G)   | (D)               | (D)     | 36                             | 7   | 8      | 8        | 6        | 1        | 6          | —          | —          | —             |
| 31599        | Apparel accessories & other apparel mfg . . .           | (G)   | (D)               | (D)     | 36                             | 7   | 8      | 8        | 6        | 1        | 6          | —          | —          | —             |
| 315991       | Hat, cap & millinery mfg . . . . .                      | 917   | 4 344             | 16 055  | 16                             | 2   | 3      | 4        | 2        | 1        | 4          | —          | —          | —             |
| 315992       | Glove & mitten mfg . . . . .                            | (B)   | (D)               | (D)     | 6                              | 1   | 1      | 2        | 2        | —        | —          | —          | —          | —             |
| 315993       | Men's & boys' neckwear mfg . . . . .                    | (C)   | (D)               | (D)     | 2                              | 1   | —      | —        | —        | —        | 1          | —          | —          | —             |
| 315999       | Other apparel accessories & other apparel mfg . . . . . | 260   | 1 263             | 5 299   | 12                             | 3   | 4      | 2        | 2        | —        | 1          | —          | —          | —             |
| 316          | Leather & allied product mfg . . . . .                  | 1 856   | 9 764             | 40 945  | 45                             | 16  | 6      | 5        | 10       | 2        | 4          | 2          | —          | —             |
| 3161         | Leather & hide tanning & finishing . . . . .            | (E)   | (D)               | (D)     | 6                              | 1   | 1      | 1        | 1        | 1        | 1          | —          | —          | —             |
| 31611        | Leather & hide tanning & finishing . . . . .            | (E)   | (D)               | (D)     | 6                              | 1   | 1      | 1        | 1        | 1        | 1          | —          | —          | —             |
| 316110       | Leather & hide tanning & finishing . . . . .            | (E)   | (D)               | (D)     | 6                              | 1   | 1      | 1        | 1        | 1        | 1          | —          | —          | —             |
| 3162         | Footwear mfg . . . . .                                  | 944   | 4 247             | 17 204  | 15                             | 4   | 2      | 1        | 4        | —        | 3          | 1          | —          | —             |
| 31621        | Footwear mfg . . . . .                                  | 944   | 4 247             | 17 204  | 15                             | 4   | 2      | 1        | 4        | —        | 3          | 1          | —          | —             |
| 316211       | Rubber & plastics footwear mfg . . . . .                | (B)   | (D)               | (D)     | 4                              | 1   | —      | —        | 2        | —        | —          | —          | —          | —             |
| 316213       | Men's footwear (exc athletic) mfg . . . . .             | (F)   | (D)               | (D)     | 3                              | —   | —      | —        | —        | —        | 2          | 1          | —          | —             |
| 316214       | Women's footwear (exc athletic) mfg . . . . .           | 173   | 724               | 3 223   | 4                              | —   | 1      | —        | 2        | —        | 1          | —          | —          | —             |
| 316219       | Other footwear mfg . . . . .                            | (B)   | (D)               | (D)     | 4                              | 3   | —      | 1        | —        | —        | —          | —          | —          | —             |
| 3169         | Other leather & allied product mfg . . . . .            | (F)   | (D)               | (D)     | 24                             | 11  | 3      | 3        | 5        | 1        | —          | 1          | —          | —             |
| 31699        | Other leather & allied product mfg . . . . .            | (F)   | (D)               | (D)     | 24                             | 11  | 3      | 3        | 5        | 1        | —          | 1          | —          | —             |
| 316991       | Luggage mfg . . . . .                                   | (E)   | (D)               | (D)     | 6                              | 2   | —      | —        | 2        | —        | —          | —          | —          | —             |
| 316992       | Women's handbag & purse mfg . . . . .                   | (B)   | (D)               | (D)     | 2                              | 1   | —      | —        | 1        | —        | —          | —          | —          | —             |
| 316993       | Personal leather good (exc purse) mfg . . . . .         | (C)   | (D)               | (D)     | 7                              | 3   | 1      | 2        | —        | 1        | —          | —          | —          | —             |
| 316999       | All other leather good mfg . . . . .                    | (B)   | (D)               | (D)     | 9                              | 5   | 1      | 1        | 2        | —        | —          | —          | —          | —             |
| 321          | Wood product mfg . . . . .                              | 9 525   | 53 028            | 231 443 | 539                            | 204   | 120    | 90       | 77       | 31       | 16         | 1          | —          | —             |
| 3211         | Sawmills & wood preservation . . . . .                  | 2 103   | 10 616            | 48 645  | 227                            | 99  | 67     | 38       | 15       | 7        | 1          | —          | —          | —             |
| 32111        | Sawmills & wood preservation . . . . .                  | 2 103   | 10 616            | 48 645  | 227                            | 99  | 67     | 38       | 15       | 7        | 1          | —          | —          | —             |
| 321113       | Sawmills . . . . .                                      | 1 757   | 8 390             | 39 520  | 208                            | 87  | 66     | 37       | 13       | 5        | —          | —          | —          | —             |
| 321114       | Wood preservation . . . . .                             | 346   | 2 226             | 9 125   | 19                             | 12  | 1      | 1        | 2        | 2        | 1          | —          | —          | —             |
| 3212         | Veneer, plywood & engineered wood product mfg . . . . . | 986   | 6 928             | 27 701  | 38                             | 5   | 6      | 13       | 9        | 4        | 1          | —          | —          | —             |
| 32121        | Veneer, plywood & engineered wood product mfg . . . . . | 986   | 6 928             | 27 701  | 38                             | 5   | 6      | 13       | 9        | 4        | 1          | —          | —          | —             |
| 321211       | Hardwood veneer & plywood mfg . . . . .                 | (B)   | (D)               | (D)     | 2                              | —   | —      | 1        | —        | 1        | —          | —          | —          | —             |
| 321213       | Engineered wood member (exc truss) mfg . . . . .        | (A)   | (D)               | (D)     | 1                              | —   | —      | 1        | —        | —        | —          | —          | —          | —             |
| 321214       | Truss mfg . . . . .                                     | 785   | 5 721             | 23 155  | 31                             | 5   | 6      | 9        | 7        | 3        | 1          | —          | —          | —             |
| 321219       | Reconstituted wood product mfg . . . . .                | (C)   | (D)               | (D)     | 4                              | —   | —      | 2        | 2        | —        | —          | —          | —          | —             |
| 3219         | Other wood product mfg . . . . .                        | 6 436   | 35 484            | 155 097 | 274                            | 100   | 47     | 39       | 53       | 20       | 14         | 1          | —          | —             |
| 32191        | Millwork . . . . .                                      | 2 610   | 14 538            | 65 816  | 108                            | 45  | 19     | 14       | 16       | 6        | 7          | 1          | —          | —             |
| 321911       | Wood window & door mfg . . . . .                        | 443   | 3 061             | 13 113  | 15                             | 3   | 4      | 2        | 4        | 1        | 1          | —          | —          | —             |
| 321912       | Cut stock, resawing lumber & planing . . . . .          | 791   | 3 544             | 14 771  | 46                             | 20  | 10     | 4        | 7        | 3        | 2          | —          | —          | —             |
| 321918       | Other millwork (including flooring) . . . . .           | 1 376   | 7 933             | 37 932  | 47                             | 22  | 5      | 8        | 5        | 2        | 4          | 1          | —          | —             |
| 32192        | Wood container & pallet mfg . . . . .                   | 2 232   | 12 581            | 52 996  | 110                            | 37  | 17     | 21       | 25       | 6        | 4          | —          | —          | —             |
| 321920       | Wood container & pallet mfg . . . . .                   | 2 232   | 12 581            | 52 996  | 110                            | 37  | 17     | 21       | 25       | 6        | 4          | —          | —          | —             |
| 32199        | All other wood product mfg . . . . .                    | 1 594   | 8 365             | 36 285  | 56                             | 18  | 11     | 4        | 12       | 8        | 3          | —          | —          | —             |
| 321991       | Manufactured home (mobile home) mfg . . . . .           | 347   | 1 746             | 9 316   | 8                              | 4   | —      | 1        | 1        | 1        | —          | —          | —          | —             |
| 321992       | Prefabricated wood building mfg . . . . .               | 102   | 726               | 2 932   | 5                              | —   | 2      | 1        | 2        | —        | —          | —          | —          | —             |
| 321999       | All other miscellaneous wood product mfg . . . . .      | 1 145   | 5 893             | 24 037  | 43                             | 14  | 8      | 3        | 9        | 7        | 2          | —          | —          | —             |
| 322          | Paper mfg . . . . .                                     | 10 593  | 103 274           | 399 868 | 122                            | 11  | 15     | 12       | 27       | 20       | 28         | 8          | —          | 1             |
| 3221         | Pulp, paper & paperboard mills . . . . .                | (G)   | (D)               | (D)     | 3                              | —   | —      | —        | 1        | 1        | —          | —          | —          | 1             |
| 32212        | Paper mills . . . . .                                   | (G)   | (D)               | (D)     | 2                              | —   | —      | —        | 1        | —        | —          | —          | —          | 1             |
| 322121       | Paper (except newsprint) mills . . . . .                | (G)   | (D)               | (D)     | 2                              | —   | —      | —        | 1        | —        | —          | —          | —          | 1             |
| 32213        | Paperboard mills . . . . .                              | (B)   | (D)               | (D)     | 1                              | —   | —      | —        | —        | 1        | —          | —          | —          | —             |
| 322130       | Paperboard mills . . . . .                              | (B)   | (D)               | (D)     | 1                              | —   | —      | —        | —        | 1        | —          | —          | —          | —             |
| 3222         | Converted paper product mfg . . . . .                   | (I)   | (D)               | (D)     | 119                            | 11  | 15     | 12       | 26       | 19       | 28         | 8          | —          | —             |
| 32221        | Paperboard container mfg . . . . .                      | 4 710   | 43 817            | 177 573 | 65                             | 4   | 6      | 6        | 17       | 12       | 19         | 1          | —          | —             |
| 322211       | Corrugated & solid fiber box mfg . . . . .              | 2 807   | 27 280            | 109 793 | 44                             | 2   | 3      | 5        | 12       | 10       | 12         | —          | —          | —             |
| 322212       | Folding paperboard box mfg . . . . .                    | 1 463   | 13 897            | 57 410  | 14                             | 2   | 2      | 1        | 1        | 1        | 6          | 1          | —          | —             |
| 322213       | Setup paperboard box mfg . . . . .                      | (B)   | (D)               | (D)     | 2                              | —   | —      | —        | 2        | —        | —          | —          | —          | —             |
| 322214       | Fiber can, tube, drum & similar products mfg . . . . .  | 84  | 494               | 1 904   | 3                              | —   | 1      | —        | 2        | —        | —          | —          | —          | —             |
| 322215       | Nonfolding sanitary food container mfg . . . . .        | (E)   | (D)               | (D)     | 2                              | —   | —      | —        | —        | 1        | 1          | —          | —          | —             |
| 32222        | Paper bag & coated & treated paper mfg . . . . .        | 1 824   | 15 674            | 61 763  | 23                             | 1   | 4      | 4        | 4        | 3        | 4          | 3          | —          | —             |
| 322221       | Coated & lamnd pkg paper & plastics film mfg . . . . .  | (B)   | (D)               | (D)     | 2                              | —   | 1      | —        | —        | 1        | —          | —          | —          | —             |
| 322222       | Coated & laminated paper mfg . . . . .                  | 581   | 5 439             | 21 769  | 11                             | 1   | 2      | 2        | 3        | 1        | 1          | 1          | —          | —             |
| 322223       | Plastics, foil, & coated paper bag mfg . . . . .        | (C)   | (D)               | (D)     | 2                              | —   | —      | 1        | —        | —        | 1          | —          | —          | —             |
| 322224       | Uncoated paper & multiwall bag mfg . . . . .            | 724   | 6 099             | 23 992  | 5                              | —   | 1      | —        | 1        | 1        | —          | 2          | —          | —             |
| 322226       | Surface-coated paperboard mfg . . . . .                 | (E)   | (D)               | (D)     | 3                              | —   | —      | 1        | —        | —        | 2          | —          | —          | —             |
| 32223        | Stationery product mfg . . . . .                        | 2 077   | 18 709            | 71 622  | 20                             | 3   | 2      | 1        | 3        | 4        | 4          | 3          | —          | —             |
| 322231       | Die-cut paper & paperboard office supply mfg . . . . .  | (E)   | (D)               | (D)     | 8                              | 2   | 1      | —        | 3        | 1        | —          | 1          | —          | —             |
| 322232       | Envelope mfg . . . . .                                  | 988   | 8 613             | 33 531  | 7                              | —   | —      | —        | —        | 3        | 3          | 1          | —          | —             |
| 322233       | Stationery, tablet & related product mfg . . . . .      | (F)   | (D)               | (D)     | 5                              | 1   | 1      | 1        | —        | —        | 1          | 1          | —          | —             |
| 32229        | Other converted paper product mfg . . . . .             | (F)   | (D)               | (D)     | 11                             | 3   | 3      | 1        | 2        | —        | 1          | 1          | —          | —             |
| 322299       | All other converted paper product mfg . . . . .         | (F)   | (D)               | (D)     | 11                             | 3   | 3      | 1        | 2        | —        | 1          | 1          | —          | —             |
| 323          | Printing & related support activities . . . . .         | 18 483  | 157 887           | 647 625 | 851                            | 349   | 205    | 120      | 96       | 43       | 27         | 8          | 3          | —             |
| 3231         | Printing & related support activities . . . . .         | 18 483  | 157 887           | 647 625 | 851                            | 349   | 205    | 120      | 96       | 43       | 27         | 8          | 3          | —             |
| 32311        | Printing . . . . .                                      | 16 842  | 142 190           | 585 012 | 769                            | 317   | 191    | 109      | 82       | 34       | 25         | 8          | 3          | —             |
| 323110       | Commercial lithographic printing . . . . .              | 7 327   | 68 115            | 287 403 | 349                            | 121   | 91     | 58       | 41       | 22       | 11         | 5          | —          | —             |
| 323111       | Commercial gravure printing . . . . .                   | 69  | 470               | 1 930   | 12                             | 4   | 6      | 2        | —        | —        | —          | —          | —          | —             |
| 323112       | Commercial flexographic printing . . . . .              | 963   | 8 987             | 39 088  | 32                             | 5   | 7      | 10       | 5        | 3        | 2          | —          | —          | —             |
| 323113       | Commercial screen printing . . . . .                    | 1 305   | 7 371             | 30 211  | 4                              | 46  | 21     | 11       | 11       | 3        | 1          | —          | —          | —             |
| 323114       | Quick printing . . . . .                                | 1 543   | 13 102            | 52 282  | 141                            | 88  | 36     | 12       | 4        | —        | —          | —          | —          | 1             |

See footnotes at end of table.





## Table 2. The State—Employees, Payroll, and Establishments by Industry: 2003—Con.

[Excludes most government employees, railroad employees, and self-employed persons. Size class 1 to 4 includes establishments with payroll, but no employees, during mid-March pay period. (D) denotes figures withheld to avoid disclosing data for individual companies; the data are included in broader industry totals. For explanation of terms, abbreviations, and data reliability/comparability, see introductory text.]

| NAICS code   | Industry   | Number of employees for week including March 12 | Payroll (\$1,000) |           | Total number of establishments | Number of establishments by employment-size class |        |          |          |          |            |            |            |               |
|--------------|--|---|-------------------|-----------|--------------------------------|---|--------|----------|----------|----------|------------|------------|------------|---------------|
|              |  |   | First quarter     | Annual    |                                | 1 to 4  | 5 to 9 | 10 to 19 | 20 to 49 | 50 to 99 | 100 to 249 | 250 to 499 | 500 to 999 | 1,000 or more |
| <b>31-33</b> | <b>Manufacturing—Con.</b>                                  |   |                   |           |                                |   |        |          |          |          |            |            |            |               |
| 331          | Primary metal mfg—Con.                                     |   |                   |           |                                |   |        |          |          |          |            |            |            |               |
| 3313         | Alumina & aluminum production & processing—Con.            |   |                   |           |                                |   |        |          |          |          |            |            |            |               |
| 33131        | Alumina & aluminum production & processing—Con.            |   |                   |           |                                |   |        |          |          |          |            |            |            |               |
| 331319       | Other aluminum rolling & drawing . . . . .                 | (A)   | (D)               | (D)       | 1                              | 1   | —      | —        | —        | —        | —          | —          | —          | —             |
| 3314         | Nonferrous (exc alum) production & processing . . . . .    | (G)   | (D)               | (D)       | 21                             | 4   | 4      | 2        | 4        | 2        | 3          | 2          | —          | —             |
| 33141        | Nonferrous (exc aluminum) smelting & refining . . . . .    | (E)   | (D)               | (D)       | 5                              | 1   | 1      | 1        | —        | —        | 2          | —          | —          | —             |
| 331411       | Primary smelting & refining of copper . . .                | (A)   | (D)               | (D)       | 1                              | —   | —      | 1        | —        | —        | —          | —          | —          | —             |
| 331419       | Other nonferrous metal prim smelting, refining . . . . .   | (E)   | (D)               | (D)       | 4                              | 1   | 1      | —        | —        | —        | 2          | —          | —          | —             |
| 33142        | Copper rolling, drawing, extruding & alloying . . . . .    | (E)   | (D)               | (D)       | 5                              | 1   | —      | 1        | 1        | 1        | 1          | —          | —          | —             |
| 331421       | Copper rolling, drawing & extruding . . . .                | (E)   | (D)               | (D)       | 3                              | —   | —      | —        | 1        | 1        | 1          | —          | —          | —             |
| 331422       | Copper wire (except mechanical) drawing . . . . .          | (A)   | (D)               | (D)       | 2                              | 1   | —      | 1        | —        | —        | —          | —          | —          | —             |
| 33149        | Other nonferrous roll, draw, extruding, alloying . . . . . | 787   | 5 039             | 23 265    | 11                             | 2   | 3      | —        | 3        | 1        | —          | 2          | —          | —             |
| 331491       | Other nonferrous metal roll, draw, extruding . . . . .     | 400   | 2 398             | 9 273     | 5                              | 2   | 1      | —        | 1        | —        | —          | 1          | —          | —             |
| 331492       | Oth nonferrous secondary smelt, refine, alloying . . . . . | 387   | 2 641             | 13 992    | 6                              | —   | 2      | —        | 2        | 1        | —          | 1          | —          | —             |
| 3315         | Foundries . . . . .  | 4 671   | 31 041            | 145 554   | 60                             | 13  | 10     | 9        | 8        | 7        | 8          | 2          | 3          | —             |
| 33151        | Ferrous metal foundries . . . . .                          | 646   | 5 593             | 22 653    | 17                             | 7   | 2      | 1        | 3        | 1        | 3          | —          | —          | —             |
| 331511       | Iron foundries . . . . .                                   | 293   | 2 627             | 10 173    | 7                              | 3   | 1      | —        | —        | 1        | 2          | —          | —          | —             |
| 331512       | Steel investment foundries . . . . .                       | (B)   | (D)               | (D)       | 2                              | —   | —      | —        | 2        | —        | —          | —          | —          | —             |
| 331513       | Steel foundries (except investment) . . . . .              | (E)   | (D)               | (D)       | 8                              | 4   | 1      | 1        | 1        | —        | 1          | —          | —          | —             |
| 33152        | Nonferrous metal foundries . . . . .                       | 4 025   | 25 448            | 122 901   | 43                             | 6   | 8      | 8        | 5        | 6        | 5          | 2          | 3          | —             |
| 331521       | Aluminum die-casting foundries . . . . .                   | 839   | 5 143             | 21 096    | 10                             | 1   | 1      | 1        | 1        | 4        | 1          | 1          | —          | —             |
| 331522       | Nonferrous (exc alum) die-casting foundries . . . . .      | 1 237   | 7 363             | 29 280    | 9                              | —   | 3      | 1        | —        | 1        | 2          | 1          | 1          | —             |
| 331524       | Aluminum foundries (except die-casting) . . . . .          | 1 826   | 11 985            | 68 503    | 14                             | 2   | 3      | 3        | 1        | 1        | 2          | —          | 2          | —             |
| 331525       | Copper foundries (except die-casting) . . .                | (C)   | (D)               | (D)       | 9                              | 2   | 1      | 3        | 3        | —        | —          | —          | —          | —             |
| 331528       | Oth nonferrous foundries (except die-casting) . . . . .    | (A)   | (D)               | (D)       | 1                              | 1   | —      | —        | —        | —        | —          | —          | —          | —             |
| 332          | Fabricated metal product mfg . . . . .                     | 31 386  | 276 986           | 1 154 803 | 1 100                          | 369   | 219    | 216      | 173      | 70       | 37         | 9          | 4          | 3             |
| 3321         | Forging & stamping . . . . .                               | 1 425   | 11 762            | 48 070    | 52                             | 12  | 8      | 13       | 11       | 4        | 4          | —          | —          | —             |
| 33211        | Forging & stamping . . . . .                               | 1 425   | 11 762            | 48 070    | 52                             | 12  | 8      | 13       | 11       | 4        | 4          | —          | —          | —             |
| 332111       | Iron & steel forging . . . . .                             | 148   | 972               | 4 357     | 7                              | 1   | 1      | 3        | 1        | 1        | —          | —          | —          | —             |
| 332112       | Nonferrous forging . . . . .                               | (A)   | (D)               | (D)       | 1                              | —   | —      | —        | —        | —        | —          | —          | —          | —             |
| 332114       | Custom roll forming . . . . .                              | 176   | 1 645             | 5 848     | 8                              | 1   | 3      | —        | 3        | 1        | —          | —          | —          | —             |
| 332115       | Crown & closure mfg . . . . .                              | (B)   | (D)               | (D)       | 2                              | —   | —      | 1        | 1        | —        | —          | —          | —          | —             |
| 332116       | Metal stamping . . . . .                                   | 1 046   | 8 582             | 35 804    | 33                             | 10  | 2      | 9        | 6        | 2        | 4          | —          | —          | —             |
| 332117       | Powder metallurgy parts mfg . . . . .                      | (A)   | (D)               | (D)       | 1                              | —   | —      | —        | —        | —        | —          | —          | —          | —             |
| 3322         | Cutlery & handtool mfg . . . . .                           | 708   | 5 514             | 24 626    | 39                             | 11  | 8      | 10       | 4        | 6        | —          | —          | —          | —             |
| 33221        | Cutlery & handtool mfg . . . . .                           | 708   | 5 514             | 24 626    | 39                             | 11  | 8      | 10       | 4        | 6        | —          | —          | —          | —             |
| 332211       | Cutlery & flatware (exc precious) mfg . . .                | (A)   | (D)               | (D)       | 2                              | —   | 1      | 1        | —        | —        | —          | —          | —          | —             |
| 332212       | Hand & edge tool mfg . . . . .                             | 461   | 3 911             | 17 209    | 31                             | 10  | 6      | 9        | 3        | 3        | —          | —          | —          | —             |
| 332213       | Saw blade & handsaw mfg . . . . .                          | (B)   | (D)               | (D)       | 2                              | 1   | —      | —        | —        | 1        | —          | —          | —          | —             |
| 332214       | Kitchen utensil, pot & pan mfg . . . . .                   | 163   | 973               | 4 747     | 4                              | —   | 1      | —        | 1        | 2        | —          | —          | —          | —             |
| 3323         | Architectural & structural metals mfg . . . . .            | 9 548   | 85 589            | 361 347   | 253                            | 70  | 43     | 50       | 56       | 22       | 9          | —          | 1          | 2             |
| 33231        | Plate work & fabricated structural prod mfg . . . . .      | 4 425   | 47 700            | 199 643   | 111                            | 31  | 17     | 25       | 20       | 11       | 6          | —          | —          | 1             |
| 332311       | Prefab metal building & component mfg . . . . .            | 546   | 4 332             | 19 744    | 19                             | 4   | 3      | 6        | 4        | 1        | 1          | —          | —          | —             |
| 332312       | Fabricated structural metal mfg . . . . .                  | 3 480   | 39 592            | 164 411   | 79                             | 20  | 14     | 16       | 16       | 8        | 4          | —          | 1          | —             |
| 332313       | Plate work mfg . . . . .                                   | 399   | 3 776             | 15 488    | 13                             | 7   | —      | 3        | —        | 2        | 1          | —          | —          | —             |
| 33232        | Ornamental & architectural metal prod mfg . . . . .        | 5 123   | 37 889            | 161 704   | 142                            | 39  | 26     | 25       | 36       | 11       | 3          | —          | 1          | 1             |
| 332321       | Metal window & door mfg . . . . .                          | 2 806   | 17 833            | 75 586    | 26                             | 3   | 8      | —        | 7        | 6        | —          | —          | 1          | 1             |
| 332322       | Sheet metal work mfg . . . . .                             | 1 503   | 12 600            | 50 425    | 74                             | 19  | 11     | 14       | 26       | 3        | 1          | —          | —          | —             |
| 332323       | Ornamental & architectural metal work mfg . . . . .        | 814   | 7 456             | 35 693    | 42                             | 17  | 7      | 11       | 3        | 2        | 2          | —          | —          | —             |
| 3324         | Boiler, tank & shipping container mfg . . . . .            | 2 978   | 31 812            | 126 542   | 42                             | 9   | 5      | 6        | 10       | 3        | 7          | 1          | 1          | —             |
| 33241        | Power boiler & heat exchanger mfg . . . . .                | 477   | 4 631             | 16 967    | 5                              | —   | —      | 1        | 1        | —        | 3          | —          | —          | —             |
| 332410       | Power boiler & heat exchanger mfg . . . .                  | 477   | 4 631             | 16 967    | 5                              | —   | —      | 1        | 1        | —        | 3          | —          | —          | —             |
| 33242        | Metal tank (heavy gauge) mfg . . . . .                     | 1 255   | 12 340            | 53 715    | 17                             | 3   | 1      | 4        | 6        | 2        | —          | —          | 1          | —             |
| 332420       | Metal tank (heavy gauge) mfg . . . . .                     | 1 255   | 12 340            | 53 715    | 17                             | 3   | 1      | 4        | 6        | 2        | —          | —          | 1          | —             |
| 33243        | Light gauge metal container mfg . . . . .                  | 1 246   | 14 841            | 55 860    | 20                             | 6   | 4      | 1        | 3        | 1        | 4          | 1          | —          | —             |
| 332431       | Metal can mfg . . . . .                                    | 599   | 8 163             | 31 541    | 7                              | 2   | 1      | —        | 1        | 3        | —          | —          | —          | —             |
| 332439       | Other metal container mfg . . . . .                        | 647   | 6 678             | 24 319    | 13                             | 4   | 3      | —        | 3        | —        | 1          | 1          | —          | —             |
| 3325         | Hardware mfg . . . . .                                     | 108   | 881               | 3 617     | 7                              | 1   | —      | 5        | 1        | —        | —          | —          | —          | —             |
| 33251        | Hardware mfg . . . . .                                     | 108   | 881               | 3 617     | 7                              | 1   | —      | 5        | 1        | —        | —          | —          | —          | —             |
| 332510       | Hardware mfg . . . . .                                     | 108   | 881               | 3 617     | 7                              | 1   | —      | 5        | 1        | —        | —          | —          | —          | —             |
| 3326         | Spring & wire product mfg . . . . .                        | 2 752   | 19 681            | 79 541    | 43                             | 15  | 6      | 6        | 5        | 2        | 6          | 1          | 2          | —             |
| 33261        | Spring & wire product mfg . . . . .                        | 2 752   | 19 681            | 79 541    | 43                             | 15  | 6      | 6        | 5        | 2        | 6          | 1          | 2          | —             |
| 332611       | Spring (heavy gauge) mfg . . . . .                         | (B)   | (D)               | (D)       | 2                              | 1   | —      | —        | 1        | —        | —          | —          | —          | —             |
| 332612       | Spring (light gauge) mfg . . . . .                         | (F)   | (D)               | (D)       | 9                              | 2   | 1      | 3        | 1        | —        | 1          | —          | 1          | —             |
| 332618       | Other fabricated wire product mfg . . . . .                | (G)   | (D)               | (D)       | 32                             | 12  | 5      | 3        | 3        | 2        | 5          | 1          | 1          | —             |
| 3327         | Mach shops, turn prod, screw, nut, bolt mfg .              | 5 448   | 45 579            | 189 074   | 458                            | 201   | 101    | 87       | 50       | 15       | 3          | 1          | —          | —             |
| 33271        | Machine shops . . . . .                                    | 3 564   | 30 009            | 125 608   | 388                            | 191   | 92     | 65       | 30       | 8        | 2          | —          | —          | —             |
| 332710       | Machine shops . . . . .                                    | 3 564   | 30 009            | 125 608   | 388                            | 191   | 92     | 65       | 30       | 8        | 2          | —          | —          | —             |
| 33272        | Turned product & screw, nut & bolt mfg . . .               | 1 884   | 15 570            | 63 466    | 70                             | 10  | 9      | 22       | 20       | 7        | 1          | 1          | —          | —             |
| 332721       | Precision turned product mfg . . . . .                     | 1 547   | 12 963            | 52 224    | 56                             | 9   | 8      | 16       | 16       | 5        | 1          | 1          | —          | —             |
| 332722       | Bolt, nut, screw, rivet & washer mfg . . . .               | 337   | 2 607             | 11 242    | 14                             | 1   | 1      | 6        | 4        | 2        | —          | —          | —          | —             |
| 3328         | Coating, engrave, heat treating & oth activity . . . . .   | 2 154   | 20 089            | 76 853    | 106                            | 27  | 29     | 23       | 18       | 6        | 2          | 1          | —          | —             |

See footnotes at end of table.

**Table 2. The State—Employees, Payroll, and Establishments by Industry: 2003—Con.**

[Excludes most government employees, railroad employees, and self-employed persons. Size class 1 to 4 includes establishments with payroll, but no employees, during mid-March pay period. (D) denotes figures withheld to avoid disclosing data for individual companies; the data are included in broader industry totals. For explanation of terms, abbreviations, and data reliability/comparability, see introductory text]

| NAICS code   | Industry   | Number of employees for week including March 12 | Payroll (\$1,000) |           | Total number of establishments | Number of establishments by employment-size class |        |          |          |          |            |            |            |               |  |  |  |  |  |  |
|--------------|--|---|-------------------|-----------|--------------------------------|---|--------|----------|----------|----------|------------|------------|------------|---------------|--|--|--|--|--|--|
|              |  |   | First quarter     | Annual    |                                | 1 to 4  | 5 to 9 | 10 to 19 | 20 to 49 | 50 to 99 | 100 to 249 | 250 to 499 | 500 to 999 | 1,000 or more |  |  |  |  |  |  |
| <b>31-33</b> | <b>Manufacturing—Con.</b>                            |   |                   |           |                                |   |        |          |          |          |            |            |            |               |  |  |  |  |  |  |
| 332          | Fabricated metal product mfg—Con.                    |   |                   |           |                                |   |        |          |          |          |            |            |            |               |  |  |  |  |  |  |
| 3328         | Coating, engrave, heat treating & oth activity—Con.  |   |                   |           |                                |   |        |          |          |          |            |            |            |               |  |  |  |  |  |  |
| 33281        | Coating, engrave, heat treating & oth activity ..... | 2 154   | 20 089            | 76 853    | 106                            | 27  | 29     | 23       | 18       | 6        | 2          | 1          |            |               |  |  |  |  |  |  |
| 332811       | Metal heat treating .....                            | 170   | 1 268             | 5 218     | 7                              | 1   | 3      | —        | 2        | 1        | —          | —          |            |               |  |  |  |  |  |  |
| 332812       | Metal coating, engraving & allied services .....     | 1 217   | 13 505            | 50 156    | 50                             | 16  | 9      | 13       | 8        | 1        | 2          | 1          |            |               |  |  |  |  |  |  |
| 332813       | Electropl, plating, polish, anodize, coloring .....  | 767   | 5 316             | 21 479    | 49                             | 10  | 17     | 10       | 8        | 4        | —          | —          |            |               |  |  |  |  |  |  |
| 3329         | Other fabricated metal product mfg .....             | 6 265   | 56 079            | 245 133   | 100                            | 23  | 19     | 16       | 18       | 12       | 6          | 5          |            |               |  |  |  |  |  |  |
| 33291        | Metal valve mfg .....                                | 2 767   | 24 889            | 103 855   | 30                             | 5   | 2      | 4        | 5        | 5        | 4          | —          |            |               |  |  |  |  |  |  |
| 332911       | Industrial valve mfg .....                           | 1 566   | 14 106            | 61 047    | 12                             | 2   | 1      | —        | 2        | 2        | 3          | 2          |            |               |  |  |  |  |  |  |
| 332912       | Fluid power valve & hose fitting mfg (F) .....       | (D)   | (D)               | (D)       | 10                             | 2   | 1      | 3        | —        | 2        | 1          | 1          |            |               |  |  |  |  |  |  |
| 332913       | Plumbing fixture fitting & trim mfg (B) .....        | (D)   | (D)               | (D)       | 3                              | 1   | —      | 1        | 1        | —        | —          | —          |            |               |  |  |  |  |  |  |
| 332919       | Other metal valve & pipe fitting mfg .....           | 531   | 5 804             | 21 623    | 5                              | —   | —      | —        | 2        | 1        | 1          | 1          |            |               |  |  |  |  |  |  |
| 33299        | All other fabricated metal product mfg .....         | 3 498   | 31 190            | 141 278   | 70                             | 18  | 17     | 12       | 13       | 7        | 1          | 1          |            |               |  |  |  |  |  |  |
| 332991       | Ball & roller bearing mfg .....                      | (C)   | (D)               | (D)       | 1                              | —   | —      | —        | —        | 1        | —          | —          |            |               |  |  |  |  |  |  |
| 332992       | Small arms ammunition mfg .....                      | (G)   | (D)               | (D)       | 6                              | —   | —      | 2        | 2        | 1        | —          | —          |            |               |  |  |  |  |  |  |
| 332994       | Small arms mfg .....                                 | (B)   | (D)               | (D)       | 2                              | —   | 1      | —        | —        | 1        | —          | —          |            |               |  |  |  |  |  |  |
| 332996       | Fabricated pipe & pipe fitting mfg .....             | 255   | 2 222             | 9 343     | 13                             | 5   | 2      | 2        | 2        | 2        | —          | —          |            |               |  |  |  |  |  |  |
| 332997       | Industrial pattern mfg .....                         | (B)   | (D)               | (D)       | 5                              | 1   | 2      | 1        | —        | 1        | —          | —          |            |               |  |  |  |  |  |  |
| 332998       | Enameled iron & metal sanitary ware mfg .....        | (B)   | (D)               | (D)       | 4                              | 2   | 2      | —        | —        | —        | —          | —          |            |               |  |  |  |  |  |  |
| 332999       | All other misc fabricated metal product mfg .....    | 1 065   | 8 546             | 35 031    | 39                             | 10  | 10     | 7        | 9        | 2        | —          | 1          |            |               |  |  |  |  |  |  |
| 333          | Machinery mfg .....                                  | 34 612  | 327 419           | 1 323 817 | 543                            | 162   | 103    | 81       | 86       | 41       | 40         | 17         | 7          | 6             |  |  |  |  |  |  |
| 3331         | Ag, construction & mining machinery mfg .....        | 2 785   | 19 928            | 80 146    | 52                             | 12  | 10     | 13       | 8        | 4        | 3          | 1          | —          |               |  |  |  |  |  |  |
| 33311        | Agricultural implement mfg .....                     | 1 071   | 8 259             | 33 703    | 30                             | 7   | 7      | 8        | 2        | 3        | 2          | 1          | —          |               |  |  |  |  |  |  |
| 333111       | Farm machinery & equipment mfg (F) .....             | (D)   | (D)               | (D)       | 26                             | 7   | 7      | 6        | 2        | 3        | 1          | —          |            |               |  |  |  |  |  |  |
| 333112       | Lawn & garden equipment mfg .....                    | (E)   | (D)               | (D)       | 4                              | —   | —      | 2        | —        | —        | 1          | —          |            |               |  |  |  |  |  |  |
| 33312        | Construction machinery mfg .....                     | (G)   | (D)               | (D)       | 11                             | 4   | 1      | 3        | 1        | 1        | —          | —          |            |               |  |  |  |  |  |  |
| 333120       | Construction machinery mfg .....                     | (G)   | (D)               | (D)       | 11                             | 4   | 1      | 3        | 1        | 1        | —          | —          |            |               |  |  |  |  |  |  |
| 33313        | Mining & oil & gas field machinery mfg .....         | (E)   | (D)               | (D)       | 11                             | 1   | 2      | 2        | 5        | —        | 1          | —          |            |               |  |  |  |  |  |  |
| 333131       | Mining machinery & equipment mfg .....               | (C)   | (D)               | (D)       | 10                             | 1   | 2      | 2        | 5        | —        | —          | —          |            |               |  |  |  |  |  |  |
| 333132       | Oil & gas field machinery & equipment mfg .....      | (C)   | (D)               | (D)       | 1                              | —   | —      | —        | —        | —        | 1          | —          |            |               |  |  |  |  |  |  |
| 3332         | Industrial machinery mfg .....                       | 2 123   | 22 719            | 91 326    | 82                             | 27  | 16     | 7        | 22       | 4        | 5          | 1          | —          |               |  |  |  |  |  |  |
| 33321        | Sawmill & woodworking machinery mfg .....            | 93  | 690               | 2 961     | 10                             | 3   | 3      | 3        | 1        | —        | —          | —          |            |               |  |  |  |  |  |  |
| 333210       | Sawmill & woodworking machinery mfg .....            | 93  | 690               | 2 961     | 10                             | 3   | 3      | 3        | 1        | —        | —          | —          |            |               |  |  |  |  |  |  |
| 33322        | Plastics & rubber industry machinery .....           | 109   | 695               | 2 522     | 10                             | 4   | 2      | 1        | 3        | —        | —          | —          |            |               |  |  |  |  |  |  |
| 333220       | Plastics & rubber industry machinery .....           | 109   | 695               | 2 522     | 10                             | 4   | 2      | 1        | 3        | —        | —          | —          |            |               |  |  |  |  |  |  |
| 33329        | Other industrial machinery mfg .....                 | 1 921   | 21 334            | 85 843    | 62                             | 20  | 11     | 3        | 18       | 4        | 5          | 1          | —          |               |  |  |  |  |  |  |
| 333291       | Paper industry machinery mfg .....                   | 143   | 1 330             | 5 263     | 4                              | 1   | —      | —        | 1        | —        | —          | —          |            |               |  |  |  |  |  |  |
| 333292       | Textile machinery mfg .....                          | (B)   | (D)               | (D)       | 8                              | 6   | —      | —        | 2        | —        | —          | —          |            |               |  |  |  |  |  |  |
| 333293       | Printing machinery & equipment mfg .....             | 406   | 5 027             | 19 163    | 10                             | 2   | 3      | 1        | 3        | —        | —          | —          |            |               |  |  |  |  |  |  |
| 333294       | Food product machinery mfg .....                     | 493   | 5 377             | 22 675    | 13                             | 4   | 1      | —        | 5        | 1        | 2          | —          |            |               |  |  |  |  |  |  |
| 333295       | Semiconductor machinery mfg .....                    | (B)   | (D)               | (D)       | 3                              | 2   | —      | —        | 1        | —        | —          | —          |            |               |  |  |  |  |  |  |
| 333298       | All other industrial machinery mfg .....             | 776   | 8 714             | 34 965    | 24                             | 5   | 6      | 2        | 6        | 2        | 3          | —          |            |               |  |  |  |  |  |  |
| 3333         | Commercial & service industry machinery .....        | 2 756   | 25 512            | 102 351   | 51                             | 17  | 9      | 6        | 5        | 4        | 7          | 2          | 1          | —             |  |  |  |  |  |  |
| 33331        | Commercial & service industry machinery .....        | 2 756   | 25 512            | 102 351   | 51                             | 17  | 9      | 6        | 5        | 4        | 7          | 2          | 1          | —             |  |  |  |  |  |  |
| 333311       | Automatic vending machine mfg .....                  | (F)   | (D)               | (D)       | 4                              | —   | 1      | —        | —        | —        | 2          | —          | 1          | —             |  |  |  |  |  |  |
| 333312       | Commercial laundry, dryclean & press mach mfg .....  | (A)   | (D)               | (D)       | 2                              | 2   | —      | —        | —        | —        | —          | —          | —          |               |  |  |  |  |  |  |
| 333313       | Office machinery mfg .....                           | (E)   | (D)               | (D)       | 2                              | —   | 1      | —        | —        | —        | —          | —          | —          |               |  |  |  |  |  |  |
| 333314       | Optical instrument & lens mfg .....                  | (C)   | (D)               | (D)       | 5                              | 3   | —      | —        | 1        | —        | 1          | —          | —          |               |  |  |  |  |  |  |
| 333315       | Photographic & photocopying equipment mfg .....      | 123   | 1 088             | 4 342     | 5                              | 3   | —      | 1        | —        | —        | 1          | —          | —          |               |  |  |  |  |  |  |
| 333319       | Oth commercial, service industry machinery mfg ..... | (G)   | (D)               | (D)       | 33                             | 9   | 7      | 5        | 4        | 4        | 3          | 1          | —          |               |  |  |  |  |  |  |
| 3334         | HVAC & commercial refrigeration equipment mfg .....  | 10 000  | 78 812            | 323 426   | 39                             | 7   | 1      | 5        | 6        | 5        | 7          | 2          | 3          | 3             |  |  |  |  |  |  |
| 33341        | HVAC & commercial refrigeration equipment mfg .....  | 10 000  | 78 812            | 323 426   | 39                             | 7   | 1      | 5        | 6        | 5        | 7          | 2          | 3          | 3             |  |  |  |  |  |  |
| 333411       | Air purification equipment mfg .....                 | (E)   | (D)               | (D)       | 7                              | 1   | 1      | 2        | —        | 1        | 2          | —          | —          |               |  |  |  |  |  |  |
| 333412       | Industrial & commercial fan & blower mfg .....       | 1 377   | 16 268            | 61 787    | 6                              | —   | —      | —        | 2        | 2        | —          | —          | 2          | —             |  |  |  |  |  |  |
| 333414       | Heating equipment (exc warm air furnaces) mfg .....  | (E)   | (D)               | (D)       | 9                              | 4   | —      | 1        | 2        | 1        | —          | 1          | —          |               |  |  |  |  |  |  |
| 333415       | AC, warm air htg & commercial refrig equip mfg ..... | 7 768   | 57 018            | 241 586   | 17                             | 2   | —      | 2        | 2        | 1        | 5          | 1          | 1          | 3             |  |  |  |  |  |  |
| 3335         | Metalworking machinery mfg .....                     | 4 113   | 42 949            | 176 154   | 152                            | 51  | 35     | 25       | 22       | 9        | 8          | 1          | 1          | —             |  |  |  |  |  |  |
| 33351        | Metalworking machinery mfg .....                     | 4 113   | 42 949            | 176 154   | 152                            | 51  | 35     | 25       | 22       | 9        | 8          | 1          | 1          | —             |  |  |  |  |  |  |
| 333511       | Industrial mold mfg .....                            | 1 044   | 12 295            | 48 502    | 44                             | 10  | 13     | 5        | 11       | 3        | 2          | —          | —          |               |  |  |  |  |  |  |
| 333512       | Machine tool (metal cutting types) mfg .....         | (B)   | (D)               | (D)       | 8                              | 2   | 3      | 2        | 1        | —        | —          | —          | —          |               |  |  |  |  |  |  |
| 333513       | Machine tool (metal forming types) mfg .....         | 172   | 1 679             | 6 415     | 10                             | 2   | 1      | 4        | 2        | 1        | —          | —          | —          |               |  |  |  |  |  |  |
| 333514       | Special die, tool, die set, jig & fixture mfg .....  | 1 049   | 10 028            | 42 684    | 59                             | 27  | 12     | 9        | 5        | 3        | 3          | —          | —          |               |  |  |  |  |  |  |
| 333515       | Cutting tool & machine tool accessory mfg .....      | 1 453   | 15 242            | 60 710    | 23                             | 9   | 4      | 3        | 2        | 1        | 2          | 1          | —          |               |  |  |  |  |  |  |
| 333516       | Rolling mill machinery & equipment mfg .....         | (A)   | (D)               | (D)       | 1                              | —   | —      | 1        | —        | —        | —          | —          | —          |               |  |  |  |  |  |  |
| 333518       | Other metalworking machinery mfg .....               | 305   | 2 854             | 14 202    | 7                              | 1   | 2      | 1        | 1        | 1        | —          | —          | —          |               |  |  |  |  |  |  |
| 3336         | Engine, turbine & power transmsn equip mfg .....     | 3 556   | 26 687            | 109 347   | 36                             | 11  | 3      | 8        | 5        | 3        | 1          | 2          | 2          | 1             |  |  |  |  |  |  |
| 33361        | Engine, turbine & power transmsn equip mfg .....     | 3 556   | 26 687            | 109 347   | 36                             | 11  | 3      | 8        | 5        | 3        | 1          | 2          | 2          | 1             |  |  |  |  |  |  |
| 333611       | Turbine & turbine generator set unit mfg .....       | (B)   | (D)               | (D)       | 4                              | 2   | —      | 2        | —        | —        | —          | —          | —          |               |  |  |  |  |  |  |
| 333612       | Speed changer, ind high-speed drive & gear mfg ..... | 662   | 5 021             | 19 922    | 12                             | 2   | 1      | 2        | 4        | 2        | —          | 1          | —          |               |  |  |  |  |  |  |

See footnotes at end of table.



**Table 2. The State—Employees, Payroll, and Establishments by Industry: 2003—Con.**

[Excludes most government employees, railroad employees, and self-employed persons. Size class 1 to 4 includes establishments with payroll, but no employees, during mid-March pay period. (D) denotes figures withheld to avoid disclosing data for individual companies; the data are included in broader industry totals. For explanation of terms, abbreviations, and data reliability/comparability, see introductory text]

| NAICS code   | Industry   | Number of employees for week including March 12 | Payroll (\$1,000) |           | Total number of establishments | Number of establishments by employment-size class |        |          |          |          |            |            |            |               |   |
|--------------|--|---|-------------------|-----------|--------------------------------|---|--------|----------|----------|----------|------------|------------|------------|---------------|---|
|              |  |   | First quarter     | Annual    |                                | 1 to 4  | 5 to 9 | 10 to 19 | 20 to 49 | 50 to 99 | 100 to 249 | 250 to 499 | 500 to 999 | 1,000 or more |   |
| <b>31-33</b> | <b>Manufacturing—Con.</b>                                |   |                   |           |                                |   |        |          |          |          |            |            |            |               |   |
| 335          | Electrical equip, appliance & component mfg—Con.         |   |                   |           |                                |   |        |          |          |          |            |            |            |               |   |
| 3351         | Electric lighting equipment mfg—Con.                     |   |                   |           |                                |   |        |          |          |          |            |            |            |               |   |
| 33512        | Lighting fixture mfg . . . . .                           | (F)   | (D)               | (D)       | 14                             | 2   | 1      | 1        | 6        | 3        | 1          | —          | —          | —             | — |
| 335121       | Residential electric lighting fixture mfg . .            | (B)   | (D)               | (D)       | 4                              | 1   | 1      | —        | 2        | —        | —          | —          | —          | —             | — |
| 335122       | Commercial electric lighting fixture mfg . .             | 486   | 4 894             | 18 100    | 7                              | —   | —      | 1        | 3        | 2        | 1          | —          | —          | —             | — |
| 335129       | Other lighting equipment mfg . . . . .                   | (C)   | (D)               | (D)       | 3                              | 1   | —      | —        | 1        | 1        | —          | —          | —          | —             | — |
| 3352         | Household appliance mfg . . . . .                        | 202   | 1 036             | 3 392     | 7                              | 4   | 1      | —        | 1        | —        | 1          | —          | —          | —             | — |
| 33521        | Small electrical appliance mfg . . . . .                 | (A)   | (D)               | (D)       | 3                              | 3   | —      | —        | —        | —        | —          | —          | —          | —             | — |
| 335211       | Electric housewares & fan mfg . . . . .                  | (A)   | (D)               | (D)       | 3                              | 3   | —      | —        | —        | —        | —          | —          | —          | —             | — |
| 33522        | Major appliance mfg . . . . .                            | (C)   | (D)               | (D)       | 4                              | 1   | 1      | —        | 1        | —        | 1          | —          | —          | —             | — |
| 335221       | Household cooking appliance mfg . . . . .                | (C)   | (D)               | (D)       | 3                              | 1   | 1      | —        | —        | —        | 1          | —          | —          | —             | — |
| 335224       | Household laundry equipment mfg . . . . .                | (B)   | (D)               | (D)       | 1                              | —   | —      | —        | 1        | —        | —          | —          | —          | —             | — |
| 3353         | Electrical equipment mfg . . . . .                       | 6 123   | 46 880            | 192 069   | 54                             | 14  | 7      | 8        | 8        | 3        | 4          | 6          | 4          | —             | — |
| 33531        | Electrical equipment mfg . . . . .                       | 6 123   | 46 880            | 192 069   | 54                             | 14  | 7      | 8        | 8        | 3        | 4          | 6          | 4          | —             | — |
| 335311       | Power, distribution, specialty transformer mfg . . . . . | 1 507   | 14 969            | 57 904    | 9                              | 2   | —      | 1        | 2        | 1        | 1          | 1          | 1          | —             | — |
| 335312       | Motor & generator mfg . . . . .                          | 3 253   | 20 934            | 88 193    | 12                             | 1   | 1      | 1        | 1        | 1        | 1          | 3          | 3          | —             | — |
| 335313       | Switchgear & switchboard apparatus mfg . . . . .         | 1 074   | 8 252             | 33 644    | 14                             | 6   | 1      | 2        | —        | 1        | 2          | 2          | —          | —             | — |
| 335314       | Relay & industrial control mfg . . . . .                 | 289   | 2 725             | 12 328    | 19                             | 5   | 5      | 4        | 5        | —        | —          | —          | —          | —             | — |
| 3359         | Other electrical equipment & component mfg . . . . .     | 6 799   | 51 865            | 215 189   | 51                             | 12  | 2      | 6        | 7        | 9        | 5          | 3          | —          | —             | — |
| 33591        | Battery mfg . . . . .                                    | 2 567   | 16 951            | 77 543    | 7                              | 1   | —      | —        | —        | 2        | —          | 2          | —          | —             | — |
| 335911       | Storage battery mfg . . . . .                            | (F)   | (D)               | (D)       | 3                              | —   | —      | —        | —        | 1        | —          | 2          | —          | —             | — |
| 335912       | Primary battery mfg . . . . .                            | (G)   | (D)               | (D)       | 4                              | 1   | —      | —        | —        | 1        | —          | —          | 2          | —             | — |
| 33592        | Communication & energy wire & cable mfg . . . . .        | 810   | 6 144             | 22 567    | 5                              | —   | —      | 1        | —        | —        | 3          | 1          | —          | —             | — |
| 335929       | Other communication & energy wire mfg . . . . .          | 810   | 6 144             | 22 567    | 5                              | —   | —      | 1        | —        | —        | 3          | 1          | —          | —             | — |
| 33593        | Wiring device mfg . . . . .                              | 2 751   | 22 720            | 90 908    | 22                             | 4   | 1      | 4        | 4        | 2        | 4          | 2          | 1          | —             | — |
| 335931       | Current-carrying wiring device mfg . . . . .             | 1 427   | 8 643             | 37 011    | 13                             | 2   | 1      | 3        | 1        | 1        | 3          | 2          | —          | —             | — |
| 335932       | Noncurrent-carrying wiring device mfg . .                | 1 324   | 14 077            | 53 897    | 9                              | 2   | —      | 1        | 3        | 1        | 1          | —          | 1          | —             | — |
| 33599        | All oth electrical equipment & component mfg . . . . .   | 671   | 6 050             | 24 171    | 17                             | 7   | 1      | 1        | 3        | 3        | 2          | —          | —          | —             | — |
| 335991       | Carbon & graphite product mfg . . . . .                  | (C)   | (D)               | (D)       | 2                              | 1   | —      | —        | —        | —        | 1          | —          | —          | —             | — |
| 335999       | All oth misc electrical equip & component mfg . . . . .  | (F)   | (D)               | (D)       | 15                             | 6   | 1      | 1        | 3        | 3        | 1          | —          | —          | —             | — |
| 336          | Transportation equipment mfg . . . . .                   | 43 895  | 487 909           | 2 073 113 | 323                            | 90  | 43     | 45       | 44       | 30       | 38         | 21         | 6          | 6             | 6 |
| 3361         | Motor vehicle mfg . . . . .                              | (J)   | (D)               | (D)       | 14                             | 2   | —      | 3        | 3        | —        | 1          | —          | —          | 5             | 5 |
| 33611        | Automobile & light duty motor vehicle mfg .              | (J)   | (D)               | (D)       | 12                             | 1   | —      | 2        | 3        | —        | 1          | —          | —          | 5             | 5 |
| 336111       | Automobile mfg . . . . .                                 | (C)   | (D)               | (D)       | 4                              | —   | —      | 2        | 1        | —        | 1          | —          | —          | —             | — |
| 336112       | Light truck & utility vehicle mfg . . . . .              | (J)   | (D)               | (D)       | 8                              | 1   | —      | —        | 2        | —        | —          | —          | —          | 5             | 5 |
| 33612        | Heavy duty truck mfg . . . . .                           | (B)   | (D)               | (D)       | 2                              | 1   | —      | 1        | —        | —        | —          | —          | —          | —             | — |
| 336120       | Heavy duty truck mfg . . . . .                           | (B)   | (D)               | (D)       | 2                              | 1   | —      | 1        | —        | —        | —          | —          | —          | —             | — |
| 3362         | Motor vehicle body & trailer mfg . . . . .               | 1 871   | 15 191            | 57 224    | 79                             | 23  | 14     | 14       | 18       | 7        | 3          | —          | —          | —             | — |
| 33621        | Motor vehicle body & trailer mfg . . . . .               | 1 871   | 15 191            | 57 224    | 79                             | 23  | 14     | 14       | 18       | 7        | 3          | —          | —          | —             | — |
| 336211       | Motor vehicle body mfg . . . . .                         | 617   | 6 282             | 19 949    | 31                             | 11  | 3      | 5        | 9        | 3        | —          | —          | —          | —             | — |
| 336212       | Truck trailer mfg . . . . .                              | 573   | 5 247             | 20 862    | 13                             | 3   | 3      | 1        | 2        | 2        | —          | —          | —          | —             | — |
| 336214       | Travel trailer & camper mfg . . . . .                    | 681   | 3 662             | 16 413    | 35                             | 9   | 8      | 7        | 7        | 2        | 1          | —          | —          | —             | — |
| 3363         | Motor vehicle parts mfg . . . . .                        | 14 734  | 126 593           | 555 315   | 154                            | 50  | 18     | 17       | 11       | 10       | 27         | 15         | 6          | —             | — |
| 33631        | Motor vehicle gas engine & engine parts mfg . . . . .    | 1 159   | 9 514             | 37 187    | 34                             | 22  | 6      | 1        | —        | —        | 4          | 1          | —          | —             | — |
| 336311       | Carburetor, piston, piston ring & valve mfg . . . . .    | (F)   | (D)               | (D)       | 5                              | 2   | 1      | —        | —        | —        | 1          | 1          | —          | —             | — |
| 336312       | Gasoline engine & engine parts mfg . . . .               | (F)   | (D)               | (D)       | 29                             | 20  | 5      | 1        | —        | —        | 3          | —          | —          | —             | — |
| 33632        | MV electrical & electronic equipment mfg . .             | 1 135   | 8 534             | 33 263    | 23                             | 10  | 3      | 4        | 1        | 2        | 1          | 2          | —          | —             | — |
| 336321       | Vehicular lighting equipment mfg . . . . .               | 854   | 6 984             | 26 242    | 3                              | —   | —      | —        | —        | —        | 1          | 2          | —          | —             | — |
| 336322       | Other MV electrical & electronic equip mfg . . . . .     | 281   | 1 550             | 7 021     | 20                             | 10  | 3      | 4        | 1        | 2        | —          | —          | —          | —             | — |
| 33633        | Motor vehicle steering & suspension parts mfg . . . . .  | 981   | 8 410             | 34 644    | 11                             | 3   | —      | 3        | —        | —        | 4          | 1          | —          | —             | — |
| 336330       | Motor vehicle steering & suspension parts mfg . . . . .  | 981   | 8 410             | 34 644    | 11                             | 3   | —      | 3        | —        | —        | 4          | 1          | —          | —             | — |
| 33634        | Motor vehicle brake system mfg . . . . .                 | 2 229   | 16 121            | 65 254    | 14                             | —   | 1      | 1        | 2        | 2        | 6          | 2          | —          | —             | — |
| 336340       | Motor vehicle brake system mfg . . . . .                 | 2 229   | 16 121            | 65 254    | 14                             | —   | 1      | 1        | 2        | 2        | 6          | 2          | —          | —             | — |
| 33635        | MV transmission & power train parts mfg . .              | 1 579   | 10 076            | 45 906    | 17                             | 5   | 4      | 2        | 1        | —        | 2          | 2          | 1          | —             | — |
| 336350       | MV transmission & power train parts mfg . .              | 1 579   | 10 076            | 45 906    | 17                             | 5   | 4      | 2        | 1        | —        | 2          | 2          | 1          | —             | — |
| 33636        | Motor vehicle seating & interior trim mfg . .            | 2 329   | 29 678            | 136 671   | 13                             | 1   | 3      | —        | 2        | —        | 3          | 2          | 2          | —             | — |
| 336360       | Motor vehicle seating & interior trim mfg . .            | 2 329   | 29 678            | 136 671   | 13                             | 1   | 3      | —        | 2        | —        | 3          | 2          | 2          | —             | — |
| 33637        | Motor vehicle metal stamping . . . . .                   | 641   | 5 576             | 27 484    | 9                              | 1   | —      | 1        | 2        | 3        | 2          | —          | —          | —             | — |
| 336370       | Motor vehicle metal stamping . . . . .                   | 641   | 5 576             | 27 484    | 9                              | 1   | —      | 1        | 2        | 3        | 2          | —          | —          | —             | — |
| 33639        | Other motor vehicle parts mfg . . . . .                  | 4 681   | 38 684            | 174 906   | 33                             | 8   | 1      | 5        | 3        | 3        | 5          | 5          | 3          | —             | — |
| 336391       | Motor vehicle air-conditioning mfg . . . . .             | (A)   | (D)               | (D)       | 1                              | 1   | —      | —        | —        | —        | —          | —          | —          | —             | — |
| 336399       | All other motor vehicle parts mfg . . . . .              | (H)   | (D)               | (D)       | 32                             | 7   | 1      | 5        | 3        | 3        | 5          | 5          | 3          | —             | — |
| 3364         | Aerospace product & parts mfg . . . . .                  | 6 856   | 29 518            | 116 084   | 24                             | 4   | 3      | 3        | 4        | 6        | 1          | 2          | —          | 1             | 1 |
| 33641        | Aerospace product & parts mfg . . . . .                  | 6 856   | 29 518            | 116 084   | 24                             | 4   | 3      | 3        | 4        | 6        | 1          | 2          | —          | 1             | 1 |
| 336411       | Aircraft mfg . . . . .                                   | (I)   | (D)               | (D)       | 4                              | —   | 1      | 1        | —        | —        | —          | 1          | —          | —             | — |
| 336412       | Aircraft engine & engine parts mfg . . . . .             | (A)   | (D)               | (D)       | 1                              | —   | 1      | —        | —        | —        | —          | —          | —          | —             | — |
| 336413       | Other aircraft part & auxiliary equipment mfg . . . . .  | (F)   | (D)               | (D)       | 18                             | 3   | 1      | 2        | 4        | 6        | 1          | 1          | —          | —             | — |
| 336415       | Missile, space veh propulsion unit & parts mfg . . . . . | (A)   | (D)               | (D)       | 1                              | 1   | —      | —        | —        | —        | —          | —          | —          | —             | — |
| 3365         | Railroad rolling stock mfg . . . . .                     | 417   | 4 571             | 20 437    | 6                              | —   | —      | —        | 2        | 2        | 2          | —          | —          | —             | — |
| 33651        | Railroad rolling stock mfg . . . . .                     | 417   | 4 571             | 20 437    | 6                              | —   | —      | —        | 2        | 2        | 2          | —          | —          | —             | — |
| 336510       | Railroad rolling stock mfg . . . . .                     | 417   | 4 571             | 20 437    | 6                              | —   | —      | —        | 2        | 2        | 2          | —          | —          | —             | — |
| 3366         | Ship & boat building . . . . .                           | 2 579   | 17 531            | 68 784    | 31                             | 5   | 6      | 5        | 3        | 5        | 3          | 4          | —          | —             | — |
| 33661        | Ship & boat building . . . . .                           | 2 579   | 17 531            | 68 784    | 31                             | 5   | 6      | 5        | 3        | 5        | 3          | 4          | —          | —             | — |
| 336611       | Ship building & repairing . . . . .                      | (F)   | (D)               | (D)       | 9                              | 2   | 2      | —        | —        | 3        | 1          | 1          | —          | —             | — |
| 336612       | Boat building . . . . .                                  | (G)   | (D)               | (D)       | 22                             | 3   | 4      | 5        | 3        | 2        | 3          | —          | —          | —             | — |

See footnotes at end of table.





**Table 2. The State—Employees, Payroll, and Establishments by Industry: 2003—Con.**

[Excludes most government employees, railroad employees, and self-employed persons. Size class 1 to 4 includes establishments with payroll, but no employees, during mid-March pay period. (D) denotes figures withheld to avoid disclosing data for individual companies; the data are included in broader industry totals. For explanation of terms, abbreviations, and data reliability/comparability, see introductory text]

| NAICS code | Industry  | Number of employees for week including March 12 | Payroll (\$1,000) |         | Total number of establishments | Number of establishments by employment-size class |        |          |          |          |            |            |            |               |   |   |   |
|------------|---|---|-------------------|---------|--------------------------------|---|--------|----------|----------|----------|------------|------------|------------|---------------|---|---|---|
|            |   |   | First quarter     | Annual  |                                | 1 to 4  | 5 to 9 | 10 to 19 | 20 to 49 | 50 to 99 | 100 to 249 | 250 to 499 | 500 to 999 | 1,000 or more |   |   |   |
| <b>42</b>  | <b>Wholesale trade—Con.</b>   |   |                   |         |                                |   |        |          |          |          |            |            |            |               |   |   |   |
| 423        | Merchant Wholesalers, Durable Goods—Con.  |   |                   |         |                                |   |        |          |          |          |            |            |            |               |   |   |   |
| 4233       | Lumber and Other Construction Materials   |   |                   |         |                                |   |        |          |          |          |            |            |            |               |   |   |   |
| 42331      | Merchant Wholesalers  | 4 756   | 46 258            | 192 793 | 394                            | 159   | 95     | 72       | 56       | 9        | 3          | —          | —          | —             | — | — | — |
|            | Lumber, Plywood, Millwork, and Wood Panel Merchant Wholesalers                      | 2 922   | 28 676            | 116 737 | 200                            | 73  | 43     | 37       | 39       | 6        | 2          | —          | —          | —             | — | — | — |
| 423310     | Lumber, Plywood, Millwork, and Wood Panel Merchant Wholesalers                      | 2 922   | 28 676            | 116 737 | 200                            | 73  | 43     | 37       | 39       | 6        | 2          | —          | —          | —             | — | — | — |
| 42332      | Brick, Stone, and Related Construction Material Merchant Wholesalers                | 436   | 4 546             | 20 643  | 69                             | 39  | 18     | 8        | 3        | 1        | —          | —          | —          | —             | — | — | — |
| 423320     | Brick, Stone, and Related Construction Material Merchant Wholesalers                | 436   | 4 546             | 20 643  | 69                             | 39  | 18     | 8        | 3        | 1        | —          | —          | —          | —             | — | — | — |
| 42333      | Roofing, Siding, and Insulation Material Merchant Wholesalers                       | 652   | 6 027             | 26 706  | 64                             | 20  | 18     | 8        | 8        | —        | —          | —          | —          | —             | — | — | — |
| 423330     | Roofing, Siding, and Insulation Material Merchant Wholesalers                       | 652   | 6 027             | 26 706  | 64                             | 20  | 18     | 8        | 8        | —        | —          | —          | —          | —             | — | — | — |
| 42339      | Other Construction Material Merchant Wholesalers                                    | 746   | 7 009             | 28 707  | 61                             | 27  | 16     | 9        | 6        | 2        | 1          | —          | —          | —             | — | — | — |
| 423390     | Other Construction Material Merchant Wholesalers                                    | 746   | 7 009             | 28 707  | 61                             | 27  | 16     | 9        | 6        | 2        | 1          | —          | —          | —             | — | — | — |
| 4234       | Professional and Commercial Equipment and Supplies Merchant Wholesalers             | 10 320  | 142 614           | 558 627 | 660                            | 292   | 142    | 108      | 78       | 26       | 9          | 3          | 2          | —             | — | — | — |
| 42341      | Photographic Equipment and Supplies Merchant Wholesalers                            | (C)   | (D)               | (D)     | 14                             | 6   | 1      | 3        | 2        | 2        | —          | —          | —          | —             | — | — | — |
| 423410     | Photographic Equipment and Supplies Merchant Wholesalers                            | (C)   | (D)               | (D)     | 14                             | 6   | 1      | 3        | 2        | 2        | —          | —          | —          | —             | — | — | — |
| 42342      | Office Equipment Merchant Wholesalers   | 2 360   | 23 627            | 95 777  | 108                            | 37  | 18     | 25       | 18       | 5        | 3          | 2          | —          | —             | — | — | — |
| 423420     | Office Equipment Merchant Wholesalers   | 2 360   | 23 627            | 95 777  | 108                            | 37  | 18     | 25       | 18       | 5        | 3          | 2          | —          | —             | — | — | — |
| 42343      | Computer and Computer Peripheral Equipment and Software Merchant Wholesalers        | 3 490   | 66 991            | 250 746 | 184                            | 93  | 37     | 25       | 20       | 5        | 1          | 1          | 2          | —             | — | — | — |
| 423430     | Computer and Computer Peripheral Equipment and Software Merchant Wholesalers        | 3 490   | 66 991            | 250 746 | 184                            | 93  | 37     | 25       | 20       | 5        | 1          | 1          | 2          | —             | — | — | — |
| 42344      | Other Commercial Equipment Merchant Wholesalers                                     | 1 116   | 10 565            | 41 849  | 109                            | 55  | 25     | 14       | 10       | 4        | 1          | —          | —          | —             | — | — | — |
| 423440     | Other Commercial Equipment Merchant Wholesalers                                     | 1 116   | 10 565            | 41 849  | 109                            | 55  | 25     | 14       | 10       | 4        | 1          | —          | —          | —             | — | — | — |
| 42345      | Medical, Dental, and Hospital Equipment and Supplies Merchant Wholesalers           | 2 189   | 28 104            | 117 335 | 161                            | 70  | 35     | 26       | 18       | 9        | 3          | —          | —          | —             | — | — | — |
| 423450     | Medical, Dental, and Hospital Equipment and Supplies Merchant Wholesalers           | 2 189   | 28 104            | 117 335 | 161                            | 70  | 35     | 26       | 18       | 9        | 3          | —          | —          | —             | — | — | — |
| 42346      | Ophthalmic Goods Merchant Wholesalers   | (E)   | (D)               | (D)     | 28                             | 10  | 9      | 4        | 3        | 1        | 1          | —          | —          | —             | — | — | — |
| 423460     | Ophthalmic Goods Merchant Wholesalers   | (E)   | (D)               | (D)     | 28                             | 10  | 9      | 4        | 3        | 1        | 1          | —          | —          | —             | — | — | — |
| 42349      | Other Professional Equipment and Supplies Merchant Wholesalers                      | 497   | 5 979             | 24 015  | 56                             | 21  | 17     | 11       | 7        | —        | —          | —          | —          | —             | — | — | — |
| 423490     | Other Professional Equipment and Supplies Merchant Wholesalers                      | 497   | 5 979             | 24 015  | 56                             | 21  | 17     | 11       | 7        | —        | —          | —          | —          | —             | — | — | — |
| 4235       | Metal and Mineral (except Petroleum) Merchant Wholesalers                           | 3 111   | 36 168            | 143 352 | 255                            | 96  | 62     | 49       | 39       | 8        | 1          | —          | —          | —             | — | — | — |
| 42351      | Metal Service Centers and Other Metal Merchant Wholesalers                          | (H)   | (D)               | (D)     | 250                            | 92  | 62     | 49       | 38       | 8        | 1          | —          | —          | —             | — | — | — |
| 423510     | Metal Service Centers and Other Metal Merchant Wholesalers                          | (H)   | (D)               | (D)     | 250                            | 92  | 62     | 49       | 38       | 8        | 1          | —          | —          | —             | — | — | — |
| 42352      | Coal and Other Mineral and Ore Merchant Wholesalers                                 | (B)   | (D)               | (D)     | 5                              | 4   | —      | —        | 1        | —        | —          | —          | —          | —             | — | — | — |
| 423520     | Coal and Other Mineral and Ore Merchant Wholesalers                                 | (B)   | (D)               | (D)     | 5                              | 4   | —      | —        | 1        | —        | —          | —          | —          | —             | — | — | — |
| 4236       | Electrical and Electronic Goods Merchant Wholesalers                                | 7 572   | 93 474            | 388 726 | 488                            | 200   | 113    | 89       | 58       | 14       | 13         | —          | 1          | —             | — | — | — |
| 42361      | Electrical Apparatus and Equipment, Wiring Supplies, and Related Equipment          | 4 223   | 50 550            | 205 243 | 224                            | 75  | 59     | 47       | 27       | 9        | 6          | —          | 1          | —             | — | — | — |
| 423610     | Electrical Apparatus and Equipment, Wiring Supplies, and Related Equipment          | 4 223   | 50 550            | 205 243 | 224                            | 75  | 59     | 47       | 27       | 9        | 6          | —          | 1          | —             | — | — | — |
| 42362      | Electrical and Electronic Appliance, Television, and Radio Set Merchant Wholesalers | 738   | 7 263             | 34 176  | 50                             | 21  | 10     | 13       | 4        | —        | 2          | —          | —          | —             | — | — | — |
| 423620     | Electrical and Electronic Appliance, Television, and Radio Set Merchant Wholesalers | 738   | 7 263             | 34 176  | 50                             | 21  | 10     | 13       | 4        | —        | 2          | —          | —          | —             | — | — | — |
| 42369      | Other Electronic Parts and Equipment Merchant Wholesalers                           | 2 611   | 35 661            | 149 307 | 214                            | 104   | 44     | 29       | 27       | 5        | 5          | —          | —          | —             | — | — | — |
| 423690     | Other Electronic Parts and Equipment Merchant Wholesalers                           | 2 611   | 35 661            | 149 307 | 214                            | 104   | 44     | 29       | 27       | 5        | 5          | —          | —          | —             | — | — | — |
| 4237       | Hardware, and Plumbing and Heating Equipment and Supplies Merchant Wholesalers      | 4 314   | 53 319            | 206 036 | 381                            | 171   | 90     | 57       | 51       | 9        | 3          | —          | —          | —             | — | — | — |
| 42371      | Hardware Merchant Wholesalers   | 1 281   | 12 855            | 51 554  | 117                            | 56  | 28     | 15       | 14       | 3        | 1          | —          | —          | —             | — | — | — |
| 423710     | Hardware Merchant Wholesalers   | 1 281   | 12 855            | 51 554  | 117                            | 56  | 28     | 15       | 14       | 3        | 1          | —          | —          | —             | — | — | — |
| 42372      | Plumbing and Heating Equipment and Supplies (Hydronics) Merchant Wholesalers        | 1 084   | 10 066            | 40 775  | 96                             | 40  | 26     | 13       | 15       | 1        | 1          | —          | —          | —             | — | — | — |
| 423720     | Plumbing and Heating Equipment and Supplies (Hydronics) Merchant Wholesalers        | 1 084   | 10 066            | 40 775  | 96                             | 40  | 26     | 13       | 15       | 1        | 1          | —          | —          | —             | — | — | — |
| 42373      | Warm Air Heating and Air-Conditioning Equipment and Supplies Merchant Wholesalers   | 1 424   | 22 754            | 84 635  | 127                            | 57  | 26     | 26       | 13       | 4        | 1          | —          | —          | —             | — | — | — |
| 423730     | Warm Air Heating and Air-Conditioning Equipment and Supplies Merchant Wholesalers   | 1 424   | 22 754            | 84 635  | 127                            | 57  | 26     | 26       | 13       | 4        | 1          | —          | —          | —             | — | — | — |
| 42374      | Refrigeration Equipment and Supplies Merchant Wholesalers                           | 525   | 7 644             | 29 072  | 41                             | 18  | 10     | 3        | 9        | 1        | —          | —          | —          | —             | — | — | — |
| 423740     | Refrigeration Equipment and Supplies Merchant Wholesalers                           | 525   | 7 644             | 29 072  | 41                             | 18  | 10     | 3        | 9        | 1        | —          | —          | —          | —             | — | — | — |
| 4238       | Machinery, Equipment, and Supplies Merchant Wholesalers                             | 15 644  | 154 612           | 639 136 | 1 360                          | 584   | 311    | 264      | 155      | 34       | 11         | 1          | —          | —             | — | — | — |

See footnotes at end of table.

**Table 2. The State—Employees, Payroll, and Establishments by Industry: 2003—Con.**

[Excludes most government employees, railroad employees, and self-employed persons. Size class 1 to 4 includes establishments with payroll, but no employees, during mid-March pay period. (D) denotes figures withheld to avoid disclosing data for individual companies; the data are included in broader industry totals. For explanation of terms, abbreviations, and data reliability/comparability, see introductory text]

| NAICS code | Industry  | Number of employees for week including March 12 | Payroll (\$1,000) |           | Total number of establishments | Number of establishments by employment-size class |        |          |          |          |            |            |            |               |  |  |  |
|------------|---|---|-------------------|-----------|--------------------------------|---|--------|----------|----------|----------|------------|------------|------------|---------------|--|--|--|
|            |   |   | First quarter     | Annual    |                                | 1 to 4  | 5 to 9 | 10 to 19 | 20 to 49 | 50 to 99 | 100 to 249 | 250 to 499 | 500 to 999 | 1,000 or more |  |  |  |
| <b>42</b>  | <b>Wholesale trade—Con.</b>   |   |                   |           |                                |   |        |          |          |          |            |            |            |               |  |  |  |
| 423        | Merchant Wholesalers, Durable Goods—Con.  |   |                   |           |                                |   |        |          |          |          |            |            |            |               |  |  |  |
| 4238       | Machinery, Equipment, and Supplies Merchant Wholesalers—Con.                      |   |                   |           |                                |   |        |          |          |          |            |            |            |               |  |  |  |
| 42381      | Construction and Mining (except Oil Well) Machinery and Equipment                 | 2 013   | 21 772            | 91 538    | 119                            | 40  | 26     | 24       | 23       | 2        | 4          | —          | —          | —             |  |  |  |
| 423810     | Construction and Mining (except Oil Well) Machinery and Equipment                 | 2 013   | 21 772            | 91 538    | 119                            | 40  | 26     | 24       | 23       | 2        | 4          | —          | —          | —             |  |  |  |
| 42382      | Farm and Garden Machinery and Equipment Merchant Wholesalers                      | 3 010   | 21 103            | 92 665    | 271                            | 97  | 55     | 72       | 42       | 5        | —          | —          | —          | —             |  |  |  |
| 423820     | Farm and Garden Machinery and Equipment Merchant Wholesalers                      | 3 010   | 21 103            | 92 665    | 271                            | 97  | 55     | 72       | 42       | 5        | —          | —          | —          | —             |  |  |  |
| 42383      | Industrial Machinery and Equipment Merchant Wholesalers                           | 6 864   | 75 727            | 312 341   | 570                            | 263   | 131    | 98       | 53       | 19       | 5          | 1          | —          | —             |  |  |  |
| 423830     | Industrial Machinery and Equipment Merchant Wholesalers                           | 6 864   | 75 727            | 312 341   | 570                            | 263   | 131    | 98       | 53       | 19       | 5          | 1          | —          | —             |  |  |  |
| 42384      | Industrial Supplies Merchant Wholesalers  | 1 899   | 20 122            | 79 600    | 221                            | 99  | 62     | 35       | 22       | 3        | —          | —          | —          | —             |  |  |  |
| 423840     | Industrial Supplies Merchant Wholesalers  | 1 899   | 20 122            | 79 600    | 221                            | 99  | 62     | 35       | 22       | 3        | —          | —          | —          | —             |  |  |  |
| 42385      | Service Establishment Equipment and Supplies Merchant Wholesalers                 | 1 413   | 12 007            | 47 744    | 135                            | 64  | 29     | 27       | 9        | 4        | 2          | —          | —          | —             |  |  |  |
| 423850     | Service Establishment Equipment and Supplies Merchant Wholesalers                 | 1 413   | 12 007            | 47 744    | 135                            | 64  | 29     | 27       | 9        | 4        | 2          | —          | —          | —             |  |  |  |
| 42386      | Transportation Equipment and Supplies (except Motor Vehicle) Merchant Wholesalers | 445   | 3 881             | 15 248    | 44                             | 21  | 8      | 8        | 6        | 1        | —          | —          | —          | —             |  |  |  |
| 423860     | Transportation Equipment and Supplies (except Motor Vehicle) Merchant Wholesalers | 445   | 3 881             | 15 248    | 44                             | 21  | 8      | 8        | 6        | 1        | —          | —          | —          | —             |  |  |  |
| 4239       | Miscellaneous Durable Goods Merchant Wholesalers                                  | 5 317   | 45 261            | 195 466   | 528                            | 295   | 88     | 64       | 60       | 16       | 5          | —          | —          | —             |  |  |  |
| 42391      | Sporting and Recreational Goods and Supplies Merchant Wholesalers                 | 889   | 6 337             | 26 754    | 97                             | 57  | 13     | 17       | 5        | 5        | —          | —          | —          | —             |  |  |  |
| 423910     | Sporting and Recreational Goods and Supplies Merchant Wholesalers                 | 889   | 6 337             | 26 754    | 97                             | 57  | 13     | 17       | 5        | 5        | —          | —          | —          | —             |  |  |  |
| 42392      | Toy and Hobby Goods and Supplies Merchant Wholesalers                             | 343   | 2 235             | 10 212    | 39                             | 17  | 12     | 3        | 7        | —        | —          | —          | —          | —             |  |  |  |
| 423920     | Toy and Hobby Goods and Supplies Merchant Wholesalers                             | 343   | 2 235             | 10 212    | 39                             | 17  | 12     | 3        | 7        | —        | —          | —          | —          | —             |  |  |  |
| 42393      | Recyclable Material Merchant Wholesalers  | 1 823   | 16 035            | 72 754    | 147                            | 62  | 24     | 30       | 24       | 6        | 1          | —          | —          | —             |  |  |  |
| 423930     | Recyclable Material Merchant Wholesalers  | 1 823   | 16 035            | 72 754    | 147                            | 62  | 24     | 30       | 24       | 6        | 1          | —          | —          | —             |  |  |  |
| 42394      | Jewelry, Watch, Precious Stone, and Precious Metal Merchant Wholesalers           | 407   | 4 266             | 13 533    | 70                             | 56  | 8      | 1        | 3        | 1        | 1          | —          | —          | —             |  |  |  |
| 423940     | Jewelry, Watch, Precious Stone, and Precious Metal Merchant Wholesalers           | 407   | 4 266             | 13 533    | 70                             | 56  | 8      | 1        | 3        | 1        | 1          | —          | —          | —             |  |  |  |
| 42399      | Other Miscellaneous Durable Goods Merchant Wholesalers                            | 1 855   | 16 388            | 72 213    | 175                            | 103   | 31     | 13       | 21       | 4        | 3          | —          | —          | —             |  |  |  |
| 423990     | Other Miscellaneous Durable Goods Merchant Wholesalers                            | 1 855   | 16 388            | 72 213    | 175                            | 103   | 31     | 13       | 21       | 4        | 3          | —          | —          | —             |  |  |  |
| 424        | Merchant Wholesalers, Nondurable Goods  | 58 086  | 488 515           | 1 946 120 | 2 606                          | 1 192   | 541    | 383      | 305      | 115      | 53         | 11         | 5          | 1             |  |  |  |
| 4241       | Paper and Paper Product Merchant Wholesalers                                      | 19 349  | 103 079           | 368 202   | 269                            | 122   | 52     | 48       | 31       | 9        | 3          | 3          | —          | 1             |  |  |  |
| 42411      | Printing and Writing Paper Merchant Wholesalers                                   | 862   | 8 393             | 32 279    | 38                             | 17  | 6      | 7        | 3        | 3        | 1          | 1          | —          | —             |  |  |  |
| 424110     | Printing and Writing Paper Merchant Wholesalers                                   | 862   | 8 393             | 32 279    | 38                             | 17  | 6      | 7        | 3        | 3        | 1          | 1          | —          | —             |  |  |  |
| 42412      | Stationery and Office Supplies Merchant Wholesalers                               | 17 301  | 80 260            | 277 091   | 144                            | 71  | 26     | 22       | 16       | 5        | 2          | 1          | —          | 1             |  |  |  |
| 424120     | Stationery and Office Supplies Merchant Wholesalers                               | 17 301  | 80 260            | 277 091   | 144                            | 71  | 26     | 22       | 16       | 5        | 2          | 1          | —          | 1             |  |  |  |
| 42413      | Industrial and Personal Service Paper Merchant Wholesalers                        | 1 186   | 14 426            | 58 832    | 87                             | 34  | 20     | 19       | 12       | 1        | —          | 1          | —          | —             |  |  |  |
| 424130     | Industrial and Personal Service Paper Merchant Wholesalers                        | 1 186   | 14 426            | 58 832    | 87                             | 34  | 20     | 19       | 12       | 1        | —          | 1          | —          | —             |  |  |  |
| 4242       | Drugs and Druggists' Sundries Merchant Wholesalers                                | 3 133   | 41 607            | 175 063   | 139                            | 54  | 32     | 17       | 19       | 10       | 6          | 1          | —          | —             |  |  |  |
| 42421      | Drugs and Druggists' Sundries Merchant Wholesalers                                | 3 133   | 41 607            | 175 063   | 139                            | 54  | 32     | 17       | 19       | 10       | 6          | 1          | —          | —             |  |  |  |
| 424210     | Drugs and Druggists' Sundries Merchant Wholesalers                                | 3 133   | 41 607            | 175 063   | 139                            | 54  | 32     | 17       | 19       | 10       | 6          | 1          | —          | —             |  |  |  |
| 4243       | Apparel, Piece Goods, and Notions Merchant Wholesalers                            | 2 596   | 44 058            | 141 651   | 168                            | 102   | 20     | 18       | 14       | 10       | 3          | 1          | —          | —             |  |  |  |
| 42431      | Piece Goods, Notions, and Other Dry Goods Merchant Wholesalers                    | 415   | 3 865             | 17 783    | 51                             | 34  | 8      | 5        | 2        | 1        | 1          | —          | —          | —             |  |  |  |
| 424310     | Piece Goods, Notions, and Other Dry Goods Merchant Wholesalers                    | 415   | 3 865             | 17 783    | 51                             | 34  | 8      | 5        | 2        | 1        | 1          | —          | —          | —             |  |  |  |
| 42432      | Men's and Boys' Clothing and Furnishings Merchant Wholesalers                     | 884   | 9 783             | 35 998    | 48                             | 27  | 4      | 7        | 5        | 3        | 2          | —          | —          | —             |  |  |  |
| 424320     | Men's and Boys' Clothing and Furnishings Merchant Wholesalers                     | 884   | 9 783             | 35 998    | 48                             | 27  | 4      | 7        | 5        | 3        | 2          | —          | —          | —             |  |  |  |
| 42433      | Women's, Children's, and Infants' Clothing and Accessories Merchant Wholesalers   | 381   | 4 226             | 14 604    | 39                             | 25  | 3      | 4        | 5        | 2        | —          | —          | —          | —             |  |  |  |
| 424330     | Women's, Children's, and Infants' Clothing and Accessories Merchant Wholesalers   | 381   | 4 226             | 14 604    | 39                             | 25  | 3      | 4        | 5        | 2        | —          | —          | —          | —             |  |  |  |
| 42434      | Footwear Merchant Wholesalers   | 916   | 26 184            | 73 266    | 30                             | 16  | 5      | 2        | 2        | 4        | —          | 1          | —          | —             |  |  |  |
| 424340     | Footwear Merchant Wholesalers   | 916   | 26 184            | 73 266    | 30                             | 16  | 5      | 2        | 2        | 4        | —          | 1          | —          | —             |  |  |  |
| 4244       | Grocery and Related Product Wholesalers   | 11 573  | 107 093           | 463 039   | 564                            | 248   | 107    | 78       | 76       | 32       | 18         | 3          | 2          | —             |  |  |  |
| 42441      | General Line Grocery Merchant Wholesalers   | 1 430   | 17 269            | 73 634    | 56                             | 28  | 8      | 5        | 9        | 3        | 1          | 2          | —          | —             |  |  |  |
| 424410     | General Line Grocery Merchant Wholesalers   | 1 430   | 17 269            | 73 634    | 56                             | 28  | 8      | 5        | 9        | 3        | 1          | 2          | —          | —             |  |  |  |
| 42442      | Packaged Frozen Food Merchant Wholesalers   | 2 482   | 24 366            | 105 976   | 65                             | 24  | 16     | 5        | 9        | 4        | 5          | 1          | 1          | —             |  |  |  |
| 424420     | Packaged Frozen Food Merchant Wholesalers   | 2 482   | 24 366            | 105 976   | 65                             | 24  | 16     | 5        | 9        | 4        | 5          | 1          | 1          | —             |  |  |  |

See footnotes at end of table.

**Table 2. The State—Employees, Payroll, and Establishments by Industry: 2003—Con.**

[Excludes most government employees, railroad employees, and self-employed persons. Size class 1 to 4 includes establishments with payroll, but no employees, during mid-March pay period. (D) denotes figures withheld to avoid disclosing data for individual companies; the data are included in broader industry totals. For explanation of terms, abbreviations, and data reliability/comparability, see introductory text]

| NAICS code | Industry  | Number of employees for week including March 12 | Payroll (\$1,000) |         | Total number of establishments | Number of establishments by employment-size class |        |          |          |          |            |            |            |               |   |   |   |
|------------|---|---|-------------------|---------|--------------------------------|---|--------|----------|----------|----------|------------|------------|------------|---------------|---|---|---|
|            |   |   | First quarter     | Annual  |                                | 1 to 4  | 5 to 9 | 10 to 19 | 20 to 49 | 50 to 99 | 100 to 249 | 250 to 499 | 500 to 999 | 1,000 or more |   |   |   |
| <b>42</b>  | <b>Wholesale trade—Con.</b>   |   |                   |         |                                |   |        |          |          |          |            |            |            |               |   |   |   |
| 424        | Merchant Wholesalers, Nondurable Goods—Con.                               |   |                   |         |                                |   |        |          |          |          |            |            |            |               |   |   |   |
| 4244       | Grocery and Related Product Wholesalers—Con.                              |   |                   |         |                                |   |        |          |          |          |            |            |            |               |   |   |   |
| 42443      | Dairy Product (except Dried or Canned) Merchant Wholesalers               | 824   | 8 642             | 31 884  | 48                             | 16  | 7      | 11       | 8        | 6        | —          | —          | —          | —             | — | — | — |
| 424430     | Dairy Product (except Dried or Canned) Merchant Wholesalers               | 824   | 8 642             | 31 884  | 48                             | 16  | 7      | 11       | 8        | 6        | —          | —          | —          | —             | — | — | — |
| 42444      | Poultry and Poultry Product Merchant Wholesalers                          | 445   | 2 186             | 9 350   | 18                             | 6   | 6      | 2        | 2        | —        | 2          | —          | —          | —             | — | — | — |
| 424440     | Poultry and Poultry Product Merchant Wholesalers                          | 445   | 2 186             | 9 350   | 18                             | 6   | 6      | 2        | 2        | —        | 2          | —          | —          | —             | — | — | — |
| 42445      | Confectionery Merchant Wholesalers  | 1 268   | 8 149             | 37 542  | 42                             | 20  | 6      | 6        | 6        | 1        | 2          | —          | 1          | —             | — | — | — |
| 424450     | Confectionery Merchant Wholesalers  | 1 268   | 8 149             | 37 542  | 42                             | 20  | 6      | 6        | 6        | 1        | 2          | —          | 1          | —             | — | — | — |
| 42446      | Fish and Seafood Merchant Wholesalers                                     | 18  | 122               | 416     | 7                              | 6   | 1      | —        | —        | —        | —          | —          | —          | —             | — | — | — |
| 424460     | Fish and Seafood Merchant Wholesalers                                     | 18  | 122               | 416     | 7                              | 6   | 1      | —        | —        | —        | —          | —          | —          | —             | — | — | — |
| 42447      | Meat and Meat Product Merchant Wholesalers                                | 898   | 7 938             | 36 162  | 44                             | 18  | 10     | 7        | 4        | 2        | 3          | —          | —          | —             | — | — | — |
| 424470     | Meat and Meat Product Merchant Wholesalers                                | 898   | 7 938             | 36 162  | 44                             | 18  | 10     | 7        | 4        | 2        | 3          | —          | —          | —             | — | — | — |
| 42448      | Fresh Fruit and Vegetable Merchant Wholesalers                            | 703   | 6 294             | 26 162  | 58                             | 26  | 15     | 9        | 5        | 2        | 1          | —          | —          | —             | — | — | — |
| 424480     | Fresh Fruit and Vegetable Merchant Wholesalers                            | 703   | 6 294             | 26 162  | 58                             | 26  | 15     | 9        | 5        | 2        | 1          | —          | —          | —             | — | — | — |
| 42449      | Other Grocery and Related Products Merchant Wholesalers                   | 3 505   | 32 127            | 141 913 | 226                            | 104   | 38     | 33       | 33       | 14       | 4          | —          | —          | —             | — | — | — |
| 424490     | Other Grocery and Related Products Merchant Wholesalers                   | 3 505   | 32 127            | 141 913 | 226                            | 104   | 38     | 33       | 33       | 14       | 4          | —          | —          | —             | — | — | — |
| 4245       | Farm Product Raw Material Merchant Wholesalers                            | 3 072   | 21 587            | 89 081  | 274                            | 118   | 76     | 44       | 26       | 6        | 4          | —          | —          | —             | — | — | — |
| 42451      | Grain and Field Bean Merchant Wholesalers                                 | 2 205   | 18 752            | 75 897  | 197                            | 76  | 64     | 37       | 13       | 4        | 3          | —          | —          | —             | — | — | — |
| 424510     | Grain and Field Bean Merchant Wholesalers                                 | 2 205   | 18 752            | 75 897  | 197                            | 76  | 64     | 37       | 13       | 4        | 3          | —          | —          | —             | — | — | — |
| 42452      | Livestock Merchant Wholesalers  | 719   | 1 883             | 9 023   | 57                             | 28  | 7      | 7        | 13       | 2        | —          | —          | —          | —             | — | — | — |
| 424520     | Livestock Merchant Wholesalers  | 719   | 1 883             | 9 023   | 57                             | 28  | 7      | 7        | 13       | 2        | —          | —          | —          | —             | — | — | — |
| 42459      | Other Farm Product Raw Material Merchant Wholesalers                      | 148   | 952               | 4 161   | 20                             | 14  | 5      | —        | —        | —        | 1          | —          | —          | —             | — | — | — |
| 424590     | Other Farm Product Raw Material Merchant Wholesalers                      | 148   | 952               | 4 161   | 20                             | 14  | 5      | —        | —        | —        | 1          | —          | —          | —             | — | — | — |
| 4246       | Chemical and Allied Products Merchant Wholesalers                         | 3 660   | 45 065            | 190 461 | 286                            | 137   | 58     | 46       | 34       | 7        | 2          | 2          | —          | —             | — | — | — |
| 42461      | Plastics Materials and Basic Forms and Shapes Merchant Wholesalers        | 687   | 7 390             | 31 182  | 68                             | 30  | 14     | 15       | 7        | 2        | —          | —          | —          | —             | — | — | — |
| 424610     | Plastics Materials and Basic Forms and Shapes Merchant Wholesalers        | 687   | 7 390             | 31 182  | 68                             | 30  | 14     | 15       | 7        | 2        | —          | —          | —          | —             | — | — | — |
| 42469      | Other Chemical and Allied Products Merchant Wholesalers                   | 2 973   | 37 675            | 159 279 | 218                            | 107   | 44     | 31       | 27       | 5        | 2          | 2          | —          | —             | — | — | — |
| 424690     | Other Chemical and Allied Products Merchant Wholesalers                   | 2 973   | 37 675            | 159 279 | 218                            | 107   | 44     | 31       | 27       | 5        | 2          | 2          | —          | —             | — | — | — |
| 4247       | Petroleum and Petroleum Products Merchant Wholesalers                     | 1 885   | 19 138            | 84 114  | 175                            | 73  | 43     | 34       | 19       | 6        | —          | —          | —          | —             | — | — | — |
| 42471      | Petroleum Bulk Stations and Terminals                                     | 1 130   | 10 772            | 41 092  | 113                            | 45  | 29     | 24       | 13       | 2        | —          | —          | —          | —             | — | — | — |
| 424710     | Petroleum Bulk Stations and Terminals                                     | 1 130   | 10 772            | 41 092  | 113                            | 45  | 29     | 24       | 13       | 2        | —          | —          | —          | —             | — | — | — |
| 42472      | Petroleum and Petroleum Products Merchant Wholesalers (except Bulk Stati) | 755   | 8 366             | 43 022  | 62                             | 28  | 14     | 10       | 6        | 4        | —          | —          | —          | —             | — | — | — |
| 424720     | Petroleum and Petroleum Products Merchant Wholesalers (except Bulk Stati) | 755   | 8 366             | 43 022  | 62                             | 28  | 14     | 10       | 6        | 4        | —          | —          | —          | —             | — | — | — |
| 4248       | Beer, Wine, and Distilled Alcoholic Beverage Merchant Wholesalers         | 3 287   | 34 172            | 136 925 | 92                             | 19  | 4      | 18       | 30       | 14       | 7          | —          | —          | —             | — | — | — |
| 42481      | Beer and Ale Merchant Wholesalers   | 2 226   | 21 183            | 88 970  | 64                             | 7   | 3      | 14       | 26       | 11       | 3          | —          | —          | —             | — | — | — |
| 424810     | Beer and Ale Merchant Wholesalers   | 2 226   | 21 183            | 88 970  | 64                             | 7   | 3      | 14       | 26       | 11       | 3          | —          | —          | —             | — | — | — |
| 42482      | Wine and Distilled Alcoholic Beverage Merchant Wholesalers                | 1 061   | 12 989            | 47 955  | 28                             | 12  | 1      | 4        | 4        | 3        | 4          | —          | —          | —             | — | — | — |
| 424820     | Wine and Distilled Alcoholic Beverage Merchant Wholesalers                | 1 061   | 12 989            | 47 955  | 28                             | 12  | 1      | 4        | 4        | 3        | 4          | —          | —          | —             | — | — | — |
| 4249       | Miscellaneous Nondurable Goods Merchant Wholesalers                       | 9 531   | 72 716            | 297 584 | 639                            | 319   | 149    | 80       | 56       | 21       | 10         | 1          | 3          | —             | — | — | — |
| 42491      | Farm Supplies Merchant Wholesalers  | 3 357   | 28 660            | 111 875 | 264                            | 123   | 74     | 33       | 25       | 5        | 2          | 1          | 1          | —             | — | — | — |
| 424910     | Farm Supplies Merchant Wholesalers  | 3 357   | 28 660            | 111 875 | 264                            | 123   | 74     | 33       | 25       | 5        | 2          | 1          | 1          | —             | — | — | — |
| 42492      | Book, Periodical, and Newspaper Merchant Wholesalers                      | 2 109   | 16 122            | 69 585  | 58                             | 27  | 9      | 9        | 5        | 2        | 5          | —          | 1          | —             | — | — | — |
| 424920     | Book, Periodical, and Newspaper Merchant Wholesalers                      | 2 109   | 16 122            | 69 585  | 58                             | 27  | 9      | 9        | 5        | 2        | 5          | —          | 1          | —             | — | — | — |
| 42493      | Flower, Nursery Stock, and Florists' Supplies Merchant Wholesalers        | 1 276   | 5 343             | 22 905  | 67                             | 30  | 16     | 11       | 6        | 3        | —          | —          | 1          | —             | — | — | — |
| 424930     | Flower, Nursery Stock, and Florists' Supplies Merchant Wholesalers        | 1 276   | 5 343             | 22 905  | 67                             | 30  | 16     | 11       | 6        | 3        | —          | —          | 1          | —             | — | — | — |
| 42494      | Tobacco and Tobacco Product Merchant Wholesalers                          | 721   | 6 827             | 26 644  | 22                             | 8   | 3      | 1        | 4        | 5        | 1          | —          | —          | —             | — | — | — |
| 424940     | Tobacco and Tobacco Product Merchant Wholesalers                          | 721   | 6 827             | 26 644  | 22                             | 8   | 3      | 1        | 4        | 5        | 1          | —          | —          | —             | — | — | — |
| 42495      | Paint, Varnish, and Supplies Merchant Wholesalers                         | 331   | 2 705             | 11 440  | 52                             | 26  | 16     | 8        | 2        | —        | —          | —          | —          | —             | — | — | — |
| 424950     | Paint, Varnish, and Supplies Merchant Wholesalers                         | 331   | 2 705             | 11 440  | 52                             | 26  | 16     | 8        | 2        | —        | —          | —          | —          | —             | — | — | — |
| 42499      | Other Miscellaneous Nondurable Goods Merchant Wholesalers                 | 1 737   | 13 059            | 55 135  | 176                            | 105   | 31     | 18       | 14       | 6        | 2          | —          | —          | —             | — | — | — |
| 424990     | Other Miscellaneous Nondurable Goods Merchant Wholesalers                 | 1 737   | 13 059            | 55 135  | 176                            | 105   | 31     | 18       | 14       | 6        | 2          | —          | —          | —             | — | — | — |
| 425        | Wholesale Electronic Markets and Agents and Brokers                       | 6 180   | 49 711            | 224 247 | 944                            | 719   | 140    | 45       | 27       | 7        | 1          | 4          | 1          | —             | — | — | — |

See footnotes at end of table.





**Table 2. The State—Employees, Payroll, and Establishments by Industry: 2003—Con.**

[Excludes most government employees, railroad employees, and self-employed persons. Size class 1 to 4 includes establishments with payroll, but no employees, during mid-March pay period. (D) denotes figures withheld to avoid disclosing data for individual companies; the data are included in broader industry totals. For explanation of terms, abbreviations, and data reliability/comparability, see introductory text]

| NAICS code   | Industry   | Number of employees for week including March 12 | Payroll (\$1,000) |                  | Total number of establishments | Number of establishments by employment-size class |            |            |            |            |            |            |            |               |
|--------------|--|---|-------------------|------------------|--------------------------------|---|------------|------------|------------|------------|------------|------------|------------|---------------|
|              |  |   | First quarter     | Annual           |                                | 1 to 4  | 5 to 9     | 10 to 19   | 20 to 49   | 50 to 99   | 100 to 249 | 250 to 499 | 500 to 999 | 1,000 or more |
| <b>44-45</b> | <b>Retail trade—Con.</b>                             |   |                   |                  |                                |   |            |            |            |            |            |            |            |               |
| 453          | Miscellaneous store retailers—Con.                   |   |                   |                  |                                |   |            |            |            |            |            |            |            |               |
| 4539         | Other miscellaneous store retailers .....            | 5 731   | 23 629            | 107 101          | 931                            | 564   | 212        | 103        | 43         | 8          | 1          |            |            |               |
| 45391        | Pet & pet supplies stores .....                      | 1 386   | 3 902             | 17 645           | 144                            | 70  | 29         | 25         | 18         | 2          |            |            |            |               |
| 453910       | Pet & pet supplies stores .....                      | 1 386   | 3 902             | 17 645           | 144                            | 70  | 29         | 25         | 18         | 2          |            |            |            |               |
| 45392        | Art dealers .....                                    | 182   | 788               | 3 190            | 66                             | 51  | 15         |            |            |            |            |            |            |               |
| 453920       | Art dealers .....                                    | 182   | 788               | 3 190            | 66                             | 51  | 15         |            |            |            |            |            |            |               |
| 45393        | Manufactured (mobile) home dealers .....             | 773   | 4 847             | 21 393           | 142                            | 82  | 37         | 20         | 3          |            |            |            |            |               |
| 453930       | Manufactured (mobile) home dealers .....             | 773   | 4 847             | 21 393           | 142                            | 82  | 37         | 20         | 3          |            |            |            |            |               |
| 45399        | All other miscellaneous store retailers .....        | 3 390   | 14 092            | 64 873           | 579                            | 361   | 131        | 58         | 22         | 6          | 1          |            |            |               |
| 453991       | Tobacco stores .....                                 | 1 052   | 3 524             | 14 560           | 165                            | 81  | 55         | 21         | 8          |            |            |            |            |               |
| 453998       | All other misc store retailers (exc tobacco) .....   | 2 338   | 10 568            | 50 313           | 414                            | 280   | 76         | 37         | 14         | 6          | 1          |            |            |               |
| 454          | Nonstore retailers .....                             | 13 384  | 86 566            | 347 246          | 1 315                          | 832   | 235        | 149        | 69         | 15         | 8          | 5          | 1          | 1             |
| 4541         | Electronic shopping & mail-order houses .....        | 6 977   | 45 636            | 182 422          | 296                            | 181   | 47         | 30         | 20         | 7          | 4          | 5          | 1          | 1             |
| 45411        | Electronic shopping & mail-order houses .....        | 6 977   | 45 636            | 182 422          | 296                            | 181   | 47         | 30         | 20         | 7          | 4          | 5          | 1          | 1             |
| 454111       | Electronic Shopping (G) .....                        | (D)   | (D)               | (D)              | 152                            | 100   | 23         | 15         | 10         | 3          |            | 1          |            |               |
| 454112       | Electronic Auctions (A) .....                        | (D)   | (D)               | (D)              | 6                              | 5   | 1          |            |            |            |            |            |            |               |
| 454113       | Mail-Order Houses .....                              | 5 558   | 36 815            | 143 144          | 138                            | 76  | 23         | 15         | 10         | 4          | 4          | 4          | 1          | 1             |
| 4542         | Vending machine operators .....                      | 1 472   | 8 051             | 35 176           | 164                            | 100   | 25         | 24         | 9          | 3          | 3          |            |            |               |
| 45421        | Vending machine operators .....                      | 1 472   | 8 051             | 35 176           | 164                            | 100   | 25         | 24         | 9          | 3          | 3          |            |            |               |
| 454210       | Vending machine operators .....                      | 1 472   | 8 051             | 35 176           | 164                            | 100   | 25         | 24         | 9          | 3          | 3          |            |            |               |
| 4543         | Direct selling establishments .....                  | 4 935   | 32 879            | 129 648          | 855                            | 551   | 163        | 95         | 40         | 5          | 1          |            |            |               |
| 45431        | Fuel dealers .....                                   | 1 906   | 12 271            | 49 985           | 337                            | 203   | 82         | 41         | 10         | 1          |            |            |            |               |
| 454311       | Heating oil dealers .....                            | 225   | 1 904             | 7 490            | 30                             | 14  | 10         | 4          | 2          |            |            |            |            |               |
| 454312       | Liquified petroleum gas (bottled gas) dealers .....  | 1 681   | 10 367            | 42 495           | 307                            | 189   | 72         | 37         | 8          | 1          |            |            |            |               |
| 45439        | Other direct selling establishments .....            | 3 029   | 20 608            | 79 663           | 518                            | 348   | 81         | 54         | 30         | 4          | 1          |            |            |               |
| 454390       | Other direct selling establishments .....            | 3 029   | 20 608            | 79 663           | 518                            | 348   | 81         | 54         | 30         | 4          | 1          |            |            |               |
| <b>48-49</b> | <b>Transportation &amp; warehousing .....</b>        | <b>91 095</b>                                   | <b>724 204</b>    | <b>2 683 466</b> | <b>4 993</b>                   | <b>3 023</b>                                      | <b>716</b> | <b>505</b> | <b>429</b> | <b>161</b> | <b>114</b> | <b>27</b>  | <b>12</b>  | <b>6</b>      |
| 481          | Air transportation .....                             | 12 807  | 147 875           | 274 352          | 79                             | 33  | 11         | 6          | 10         | 7          | 5          | 4          | 1          | 2             |
| 4811         | Scheduled air transportation .....                   | 12 635  | 146 304           | 268 198          | 50                             | 12  | 8          | 3          | 8          | 7          | 5          | 4          | 1          | 2             |
| 48111        | Scheduled air transportation .....                   | 12 635  | 146 304           | 268 198          | 50                             | 12  | 8          | 3          | 8          | 7          | 5          | 4          | 1          | 2             |
| 481111       | Scheduled passenger air transportation (J) .....     | (D)   | (D)               | (D)              | 47                             | 10  | 7          | 3          | 8          | 7          | 5          | 4          | 1          | 2             |
| 481112       | Scheduled freight air transportation (A) .....       | (D)   | (D)               | (D)              | 3                              | 2   | 1          |            |            |            |            |            |            |               |
| 4812         | Nonscheduled air transportation .....                | 172   | 1 571             | 6 154            | 29                             | 21  | 3          | 3          | 2          |            |            |            |            |               |
| 48121        | Nonscheduled air transportation .....                | 172   | 1 571             | 6 154            | 29                             | 21  | 3          | 3          | 2          |            |            |            |            |               |
| 481211       | Nonscheduled chartered passenger air trans (C) ..... | (D)   | (D)               | (D)              | 18                             | 12  | 2          | 2          | 2          |            |            |            |            |               |
| 481212       | Nonscheduled chartered freight air trans .....       | (B)   | (D)               | (D)              | 5                              | 4   |            | 1          |            |            |            |            |            |               |
| 481219       | Other nonscheduled air transportation ..             | (A)   | (D)               | (D)              | 6                              | 5   | 1          |            |            |            |            |            |            |               |
| 483          | Water transportation .....                           | 452   | 5 975             | 23 199           | 14                             | 5   | 3          | 2          | 1          | 2          | 1          |            |            |               |
| 4831         | Deep sea, coastal & Great Lakes water trans .....    | 404   | 5 547             | 20 991           | 7                              | 2   | 1          |            | 1          | 2          | 1          |            |            |               |
| 48311        | Deep sea, coastal & Great Lakes water trans .....    | 404   | 5 547             | 20 991           | 7                              | 2   | 1          |            | 1          | 2          | 1          |            |            |               |
| 483111       | Deep sea freight transportation (B) .....            | (D)   | (D)               | (D)              | 3                              | 2   |            |            | 1          |            |            |            |            |               |
| 483113       | Coastal & Great Lakes freight transportation .....   | (E)   | (D)               | (D)              | 4                              |   | 1          |            |            | 2          | 1          |            |            |               |
| 4832         | Inland water transportation .....                    | 48  | 428               | 2 208            | 7                              | 3   | 2          | 2          |            |            |            |            |            |               |
| 48321        | Inland water transportation .....                    | 48  | 428               | 2 208            | 7                              | 3   | 2          | 2          |            |            |            |            |            |               |
| 483211       | Inland water freight transportation (B) .....        | (D)   | (D)               | (D)              | 6                              | 2   | 2          | 2          |            |            |            |            |            |               |
| 483212       | Inland water passenger transportation (A) .....      | (A)   | (D)               | (D)              | 1                              |   |            |            |            |            |            |            |            |               |
| 484          | Truck transportation .....                           | 41 565  | 325 627           | 1 387 384        | 3 252                          | 2 183   | 427        | 283        | 223        | 68         | 44         | 14         | 8          | 2             |
| 4841         | General freight trucking .....                       | 29 202  | 235 502           | 993 576          | 1 822                          | 1 153   | 237        | 171        | 157        | 55         | 31         | 10         | 7          | 1             |
| 48411        | General freight trucking, local .....                | 4 177   | 26 681            | 109 430          | 467                            | 302   | 72         | 44         | 38         | 8          | 2          |            | 1          |               |
| 484110       | General freight trucking, local .....                | 4 177   | 26 681            | 109 430          | 467                            | 302   | 72         | 44         | 38         | 8          | 2          |            | 1          |               |
| 48412        | General freight trucking, long-distance ..           | 25 025  | 208 821           | 884 146          | 1 355                          | 851   | 165        | 127        | 119        | 47         | 29         | 10         | 6          | 1             |
| 484121       | General freight trucking, long-distance, TL .....    | 18 471  | 140 447           | 597 656          | 1 165                          | 770   | 141        | 100        | 87         | 36         | 20         | 6          | 4          | 1             |
| 484122       | General freight trucking, long-distance, LTL .....   | 6 554   | 68 374            | 286 490          | 190                            | 81  | 24         | 27         | 32         | 11         | 9          | 4          | 2          |               |
| 4842         | Specialized freight trucking .....                   | 12 363  | 90 125            | 393 808          | 1 430                          | 1 030   | 190        | 112        | 66         | 13         | 13         | 4          | 1          | 1             |
| 48421        | Used household & office goods moving ...             | 3 128   | 22 315            | 92 923           | 192                            | 92  | 36         | 30         | 21         | 6          | 6          | 1          |            |               |
| 484210       | Used household & office goods moving ...             | 3 128   | 22 315            | 92 923           | 192                            | 92  | 36         | 30         | 21         | 6          | 6          | 1          |            |               |
| 48422        | Specialized freight (exc used) trucking, local ..... | 3 896   | 22 592            | 113 281          | 855                            | 670   | 100        | 53         | 26         | 3          | 3          |            |            |               |
| 484220       | Specialized freight (exc used) trucking, local ..... | 3 896   | 22 592            | 113 281          | 855                            | 670   | 100        | 53         | 26         | 3          | 3          |            |            |               |
| 48423        | Specialized freight (exc used) trucking, LDist ..... | 5 339   | 45 218            | 187 604          | 383                            | 268   | 54         | 29         | 19         | 4          | 4          | 3          | 1          | 1             |
| 484230       | Specialized freight (exc used) trucking, LDist ..... | 5 339   | 45 218            | 187 604          | 383                            | 268   | 54         | 29         | 19         | 4          | 4          | 3          | 1          | 1             |
| 485          | Transit & ground passenger transportation ..         | 9 886   | 36 966            | 142 761          | 336                            | 135   | 42         | 48         | 51         | 27         | 30         | 3          |            |               |
| 4851         | Urban transit systems .....                          | (C)   | (D)               | (D)              | 13                             | 7   | 2          | 1          | 1          | 1          | 1          |            |            |               |
| 48511        | Urban transit systems .....                          | (C)   | (D)               | (D)              | 13                             | 7   | 2          | 1          | 1          | 1          | 1          |            |            |               |
| 485113       | Bus & other motor vehicle transit systems .....      | (C)   | (D)               | (D)              | 13                             | 7   | 2          | 1          | 1          | 1          | 1          |            |            |               |
| 4852         | Interurban & rural bus transportation .....          | (C)   | (D)               | (D)              | 6                              | 2   |            | 1          | 2          |            | 1          |            |            |               |
| 48521        | Interurban & rural bus transportation .....          | (C)   | (D)               | (D)              | 6                              | 2   |            | 1          | 2          |            | 1          |            |            |               |
| 485210       | Interurban & rural bus transportation .....          | (C)   | (D)               | (D)              | 6                              | 2   |            | 1          | 2          |            | 1          |            |            |               |
| 4853         | Taxi & limousine service .....                       | 516   | 2 198             | 9 332            | 78                             | 53  | 7          | 12         | 4          | 2          |            |            |            |               |
| 48531        | Taxi service .....                                   | 251   | 1 235             | 5 036            | 40                             | 26  | 4          | 8          | 1          | 1          |            |            |            |               |
| 485310       | Taxi service .....                                   | 251   | 1 235             | 5 036            | 40                             | 26  | 4          | 8          | 1          | 1          |            |            |            |               |
| 48532        | Limousine service .....                              | 265   | 963               | 4 296            | 38                             | 27  | 3          | 4          | 3          | 1          |            |            |            |               |
| 485320       | Limousine service .....                              | 265   | 963               | 4 296            | 38                             | 27  | 3          | 4          | 3          | 1          |            |            |            |               |
| 4854         | School & employee bus transportation .....           | 7 572   | 27 012            | 104 295          | 148                            | 34  | 16         | 17         | 35         | 17         | 26         | 3          |            |               |
| 48541        | School & employee bus transportation .....           | 7 572   | 27 012            | 104 295          | 148                            | 34  | 16         | 17         | 35         | 17         | 26         | 3          |            |               |
| 485410       | School & employee bus transportation ..              | 7 572   | 27 012            | 104 295          | 148                            | 34  | 16         | 17         | 35         | 17         | 26         | 3          |            |               |

See footnotes at end of table.

**Table 2. The State—Employees, Payroll, and Establishments by Industry: 2003—Con.**

[Excludes most government employees, railroad employees, and self-employed persons. Size class 1 to 4 includes establishments with payroll, but no employees, during mid-March pay period. (D) denotes figures withheld to avoid disclosing data for individual companies; the data are included in broader industry totals. For explanation of terms, abbreviations, and data reliability/comparability, see introductory text]

| NAICS code   | Industry  | Number of employees for week including March 12 | Payroll (\$1,000) |         | Total number of establishments | Number of establishments by employment-size class |        |          |          |          |            |            |            |               |   |   |   |
|--------------|---|---|-------------------|---------|--------------------------------|---|--------|----------|----------|----------|------------|------------|------------|---------------|---|---|---|
|              |   |   | First quarter     | Annual  |                                | 1 to 4  | 5 to 9 | 10 to 19 | 20 to 49 | 50 to 99 | 100 to 249 | 250 to 499 | 500 to 999 | 1,000 or more |   |   |   |
| <b>48-49</b> | <b>Transportation &amp; warehousing—Con.</b>        |   |                   |         |                                |   |        |          |          |          |            |            |            |               |   |   |   |
| 485          | Transit & ground passenger transportation—Con.      |   |                   |         |                                |   |        |          |          |          |            |            |            |               |   |   |   |
| 4855         | Charter bus industry .....                          | 199   | 941               | 4 168   | 12                             | 4   | 2      | 1        | 5        | —        | —          | —          | —          | —             | — | — | — |
| 48551        | Charter bus industry .....                          | 199   | 941               | 4 168   | 12                             | 4   | 2      | 1        | 5        | —        | —          | —          | —          | —             | — | — | — |
| 485510       | Charter bus industry .....                          | 199   | 941               | 4 168   | 12                             | 4   | 2      | 1        | 5        | —        | —          | —          | —          | —             | — | — | — |
| 4859         | Oth transit & ground passenger transportation ..... | 1 174   | 4 833             | 16 838  | 79                             | 35  | 15     | 16       | 4        | 7        | 2          | —          | —          | —             | — | — | — |
| 48599        | Oth transit & ground passenger transportation ..... | 1 174   | 4 833             | 16 838  | 79                             | 35  | 15     | 16       | 4        | 7        | 2          | —          | —          | —             | — | — | — |
| 485991       | Special needs transportation .....                  | 1 043   | 4 303             | 14 933  | 65                             | 31  | 9      | 14       | 2        | 7        | 2          | —          | —          | —             | — | — | — |
| 485999       | All other transit & ground passenger trans .....    | 131   | 530               | 1 905   | 14                             | 4   | 6      | 2        | 2        | —        | —          | —          | —          | —             | — | — | — |
| 486          | Pipeline transportation .....                       | (E)   | (D)               | (D)     | 41                             | 21  | 9      | 8        | 3        | —        | —          | —          | —          | —             | — | — | — |
| 4861         | Pipeline transportation of crude oil .....          | (B)   | (D)               | (D)     | 8                              | 2   | 3      | 2        | 1        | —        | —          | —          | —          | —             | — | — | — |
| 48611        | Pipeline transportation of crude oil .....          | (B)   | (D)               | (D)     | 8                              | 2   | 3      | 2        | 1        | —        | —          | —          | —          | —             | — | — | — |
| 486110       | Pipeline transportation of crude oil .....          | (B)   | (D)               | (D)     | 8                              | 2   | 3      | 2        | 1        | —        | —          | —          | —          | —             | — | — | — |
| 4862         | Pipeline transportation of natural gas .....        | 119   | 1 885             | 7 451   | 18                             | 10  | 3      | 4        | 1        | —        | —          | —          | —          | —             | — | — | — |
| 48621        | Pipeline transportation of natural gas .....        | 119   | 1 885             | 7 451   | 18                             | 10  | 3      | 4        | 1        | —        | —          | —          | —          | —             | — | — | — |
| 486210       | Pipeline transportation of natural gas .....        | 119   | 1 885             | 7 451   | 18                             | 10  | 3      | 4        | 1        | —        | —          | —          | —          | —             | — | — | — |
| 4869         | Other pipeline transportation .....                 | (B)   | (D)               | (D)     | 15                             | 9   | 3      | 2        | 1        | —        | —          | —          | —          | —             | — | — | — |
| 48691        | Pipeline trans of refined petroleum products .....  | (B)   | (D)               | (D)     | 14                             | 9   | 3      | 2        | —        | —        | —          | —          | —          | —             | — | — | — |
| 486910       | Pipeline trans of refined petroleum products .....  | (B)   | (D)               | (D)     | 14                             | 9   | 3      | 2        | —        | —        | —          | —          | —          | —             | — | — | — |
| 48699        | All other pipeline transportation .....             | (B)   | (D)               | (D)     | 1                              | —   | —      | —        | 1        | —        | —          | —          | —          | —             | — | — | — |
| 486990       | All other pipeline transportation .....             | (B)   | (D)               | (D)     | 1                              | —   | —      | —        | 1        | —        | —          | —          | —          | —             | — | — | — |
| 487          | Scenic & sightseeing transportation .....           | (C)   | (D)               | (D)     | 24                             | 13  | 3      | 2        | 6        | —        | —          | —          | —          | —             | — | — | — |
| 4871         | Scenic & sightseeing transportation, land .....     | 220   | 791               | 4 103   | 16                             | 7   | 2      | 1        | 6        | —        | —          | —          | —          | —             | — | — | — |
| 48711        | Scenic & sightseeing transportation, land .....     | 220   | 791               | 4 103   | 16                             | 7   | 2      | 1        | 6        | —        | —          | —          | —          | —             | — | — | — |
| 487110       | Scenic & sightseeing transportation, land .....     | 220   | 791               | 4 103   | 16                             | 7   | 2      | 1        | 6        | —        | —          | —          | —          | —             | — | — | — |
| 4872         | Scenic & sightseeing transportation, water .....    | (A)   | (D)               | (D)     | 7                              | 6   | —      | 1        | —        | —        | —          | —          | —          | —             | — | — | — |
| 48721        | Scenic & sightseeing transportation, water .....    | (A)   | (D)               | (D)     | 7                              | 6   | —      | 1        | —        | —        | —          | —          | —          | —             | — | — | — |
| 487210       | Scenic & sightseeing transportation, water .....    | (A)   | (D)               | (D)     | 7                              | 6   | —      | 1        | —        | —        | —          | —          | —          | —             | — | — | — |
| 4879         | Scenic & sightseeing transportation, other .....    | (A)   | (D)               | (D)     | 1                              | —   | 1      | —        | —        | —        | —          | —          | —          | —             | — | — | — |
| 48799        | Scenic & sightseeing transportation, other .....    | (A)   | (D)               | (D)     | 1                              | —   | 1      | —        | —        | —        | —          | —          | —          | —             | — | — | — |
| 487990       | Scenic & sightseeing transportation, other .....    | (A)   | (D)               | (D)     | 1                              | —   | 1      | —        | —        | —        | —          | —          | —          | —             | — | — | — |
| 488          | Transportation support activities .....             | 6 634   | 48 486            | 207 515 | 629                            | 362   | 122    | 69       | 54       | 13       | 8          | 1          | —          | —             | — | — | — |
| 4881         | Air transportation support activities .....         | 1 915   | 14 791            | 62 200  | 79                             | 40  | 8      | 8        | 12       | 5        | 6          | —          | —          | —             | — | — | — |
| 48811        | Airport operations .....                            | 1 057   | 5 870             | 24 253  | 33                             | 13  | 3      | 3        | 6        | 5        | 3          | —          | —          | —             | — | — | — |
| 488111       | Air traffic control .....                           | (A)   | (D)               | (D)     | 1                              | 1   | —      | —        | —        | —        | —          | —          | —          | —             | — | — | — |
| 488119       | Other airport operations .....                      | (G)   | (D)               | (D)     | 32                             | 12  | 3      | 3        | 6        | 5        | 3          | —          | —          | —             | — | — | — |
| 48819        | Other air transportation support activities .....   | 858   | 8 921             | 37 947  | 46                             | 27  | 5      | 5        | 6        | —        | 3          | —          | —          | —             | — | — | — |
| 488190       | Other air transportation support activities .....   | 858   | 8 921             | 37 947  | 46                             | 27  | 5      | 5        | 6        | —        | 3          | —          | —          | —             | — | — | — |
| 4882         | Rail transportation support activities .....        | 752   | 3 938             | 16 604  | 26                             | 8   | 7      | 5        | 3        | 2        | —          | 1          | —          | —             | — | — | — |
| 48821        | Rail transportation support activities .....        | 752   | 3 938             | 16 604  | 26                             | 8   | 7      | 5        | 3        | 2        | —          | 1          | —          | —             | — | — | — |
| 488210       | Rail transportation support activities .....        | 752   | 3 938             | 16 604  | 26                             | 8   | 7      | 5        | 3        | 2        | —          | 1          | —          | —             | — | — | — |
| 4883         | Water transportation support activities .....       | 311   | 2 705             | 13 550  | 24                             | 7   | 7      | 4        | 5        | 1        | —          | —          | —          | —             | — | — | — |
| 48831        | Port & harbor operations .....                      | (B)   | (D)               | (D)     | 4                              | 2   | 1      | —        | 1        | —        | —          | —          | —          | —             | — | — | — |
| 488310       | Port & harbor operations .....                      | (B)   | (D)               | (D)     | 4                              | 2   | 1      | —        | 1        | —        | —          | —          | —          | —             | — | — | — |
| 48832        | Marine cargo handling .....                         | (B)   | (D)               | (D)     | 2                              | —   | —      | 2        | —        | —        | —          | —          | —          | —             | — | — | — |
| 488320       | Marine cargo handling .....                         | (B)   | (D)               | (D)     | 2                              | —   | —      | 2        | —        | —        | —          | —          | —          | —             | — | — | — |
| 48833        | Navigational services to shipping .....             | 199   | 1 494             | 7 801   | 10                             | 1   | 3      | 2        | 3        | 1        | —          | —          | —          | —             | — | — | — |
| 488330       | Navigational services to shipping .....             | 199   | 1 494             | 7 801   | 10                             | 1   | 3      | 2        | 3        | 1        | —          | —          | —          | —             | — | — | — |
| 48839        | Other water transportation support activities ..... | (B)   | (D)               | (D)     | 8                              | 4   | 3      | —        | 1        | —        | —          | —          | —          | —             | — | — | — |
| 488390       | Other water transportation support activities ..... | (B)   | (D)               | (D)     | 8                              | 4   | 3      | —        | 1        | —        | —          | —          | —          | —             | — | — | — |
| 4884         | Road transportation support activities .....        | 861   | 4 713             | 20 364  | 144                            | 92  | 26     | 20       | 4        | 2        | —          | —          | —          | —             | — | — | — |
| 48841        | Motor vehicle towing .....                          | 613   | 3 239             | 13 205  | 126                            | 83  | 23     | 17       | 3        | —        | —          | —          | —          | —             | — | — | — |
| 488410       | Motor vehicle towing .....                          | 613   | 3 239             | 13 205  | 126                            | 83  | 23     | 17       | 3        | —        | —          | —          | —          | —             | — | — | — |
| 48849        | Other road transportation support activities .....  | 248   | 1 474             | 7 159   | 18                             | 9   | 3      | 3        | 1        | 2        | —          | —          | —          | —             | — | — | — |
| 488490       | Other road transportation support activities .....  | 248   | 1 474             | 7 159   | 18                             | 9   | 3      | 3        | 1        | 2        | —          | —          | —          | —             | — | — | — |
| 4885         | Freight transportation arrangement .....            | 2 565   | 21 651            | 91 187  | 332                            | 195   | 72     | 31       | 30       | 3        | 1          | —          | —          | —             | — | — | — |
| 48851        | Freight transportation arrangement .....            | 2 565   | 21 651            | 91 187  | 332                            | 195   | 72     | 31       | 30       | 3        | 1          | —          | —          | —             | — | — | — |
| 488510       | Freight transportation arrangement .....            | 2 565   | 21 651            | 91 187  | 332                            | 195   | 72     | 31       | 30       | 3        | 1          | —          | —          | —             | — | — | — |
| 4889         | Other transportation support activities .....       | 230   | 688               | 3 610   | 24                             | 20  | 2      | 1        | —        | —        | 1          | —          | —          | —             | — | — | — |
| 48899        | Other transportation support activities .....       | 230   | 688               | 3 610   | 24                             | 20  | 2      | 1        | —        | —        | 1          | —          | —          | —             | — | — | — |
| 488991       | Packing & crating .....                             | (C)   | (D)               | (D)     | 17                             | 14  | 1      | 1        | —        | —        | 1          | —          | —          | —             | — | — | — |
| 488999       | All other transportation support activities .....   | (A)   | (D)               | (D)     | 7                              | 6   | 1      | —        | —        | —        | —          | —          | —          | —             | — | — | — |
| 492          | Couriers & messengers .....                         | 8 843   | 66 870            | 267 548 | 308                            | 173   | 39     | 28       | 35       | 17       | 13         | 2          | —          | —             | — | — | 1 |
| 4921         | Couriers .....                                      | 7 929   | 62 294            | 250 788 | 194                            | 90  | 25     | 15       | 34       | 15       | 13         | 1          | —          | —             | — | — | 1 |
| 49211        | Couriers .....                                      | 7 929   | 62 294            | 250 788 | 194                            | 90  | 25     | 15       | 34       | 15       | 13         | 1          | —          | —             | — | — | 1 |
| 492110       | Couriers .....                                      | 7 929   | 62 294            | 250 788 | 194                            | 90  | 25     | 15       | 34       | 15       | 13         | 1          | —          | —             | — | — | 1 |
| 4922         | Local messengers & local delivery .....             | 914   | 4 576             | 16 760  | 114                            | 83  | 14     | 13       | 1        | 2        | —          | 1          | —          | —             | — | — | — |
| 49221        | Local messengers & local delivery .....             | 914   | 4 576             | 16 760  | 114                            | 83  | 14     | 13       | 1        | 2        | —          | 1          | —          | —             | — | — | — |
| 492210       | Local messengers & local delivery .....             | 914   | 4 576             | 16 760  | 114                            | 83  | 14     | 13       | 1        | 2        | —          | 1          | —          | —             | — | — | — |

See footnotes at end of table.



**Table 2. The State—Employees, Payroll, and Establishments by Industry: 2003—Con.**

[Excludes most government employees, railroad employees, and self-employed persons. Size class 1 to 4 includes establishments with payroll, but no employees, during mid-March pay period. (D) denotes figures withheld to avoid disclosing data for individual companies; the data are included in broader industry totals. For explanation of terms, abbreviations, and data reliability/comparability, see introductory text]

| NAICS code   | Industry  | Number of employees for week including March 12 | Payroll (\$1,000) |                  | Total number of establishments | Number of establishments by employment-size class |            |            |            |            |            |            |            |               |   |  |
|--------------|---|---|-------------------|------------------|--------------------------------|---|------------|------------|------------|------------|------------|------------|------------|---------------|---|--|
|              |   |   | First quarter     | Annual           |                                | 1 to 4  | 5 to 9     | 10 to 19   | 20 to 49   | 50 to 99   | 100 to 249 | 250 to 499 | 500 to 999 | 1,000 or more |   |  |
| <b>48-49</b> | <b>Transportation &amp; warehousing—Con.</b>            |   |                   |                  |                                |   |            |            |            |            |            |            |            |               |   |  |
| 493          | Warehousing & storage                                   | 10 377  | 86 393            | 356 898          | 310                            | 98  | 60         | 59         | 46         | 27         | 13         | 3          | 3          | 3             | 1 |  |
| 4931         | Warehousing & storage                                   | 10 377  | 86 393            | 356 898          | 310                            | 98  | 60         | 59         | 46         | 27         | 13         | 3          | 3          | 3             | 1 |  |
| 49311        | General warehousing & storage                           | 8 020   | 62 014            | 259 207          | 216                            | 65  | 40         | 41         | 39         | 15         | 10         | 3          | 2          | 1             |   |  |
| 493110       | General warehousing & storage                           | 8 020   | 62 014            | 259 207          | 216                            | 65  | 40         | 41         | 39         | 15         | 10         | 3          | 2          | 1             |   |  |
| 49312        | Refrigerated warehousing & storage                      | 1 380   | 16 913            | 64 510           | 24                             | 6   | 4          | 3          | 3          | 4          | 3          | —          | —          | 1             | — |  |
| 493120       | Refrigerated warehousing & storage                      | 1 380   | 16 913            | 64 510           | 24                             | 6   | 4          | 3          | 3          | 4          | 3          | —          | —          | 1             | — |  |
| 49313        | Farm product warehousing & storage                      | 158   | 1 048             | 4 799            | 19                             | 5   | 8          | 5          | 1          | —          | —          | —          | —          | —             | — |  |
| 493130       | Farm product warehousing & storage                      | 158   | 1 048             | 4 799            | 19                             | 5   | 8          | 5          | 1          | —          | —          | —          | —          | —             | — |  |
| 49319        | Other warehousing & storage                             | 819   | 6 418             | 28 382           | 51                             | 22  | 8          | 10         | 3          | 8          | —          | —          | —          | —             | — |  |
| 493190       | Other warehousing & storage                             | 819   | 6 418             | 28 382           | 51                             | 22  | 8          | 10         | 3          | 8          | —          | —          | —          | —             | — |  |
| <b>51</b>    | <b>Information</b>                                      | <b>79 986</b>                                   | <b>1 014 223</b>  | <b>3 754 952</b> | <b>2 607</b>                   | <b>1 248</b>                                      | <b>440</b> | <b>375</b> | <b>302</b> | <b>110</b> | <b>74</b>  | <b>31</b>  | <b>17</b>  | <b>10</b>     |   |  |
| 511          | Publishing industries                                   | 25 195  | 304 125           | 1 130 544        | 618                            | 266   | 121        | 96         | 74         | 27         | 17         | 8          | 3          | 6             |   |  |
| 5111         | Newspaper, periodical, book, database publishers        | 20 462  | 219 487           | 791 886          | 502                            | 207   | 104        | 80         | 62         | 21         | 14         | 6          | 3          | 5             |   |  |
| 51111        | Newspaper publishers                                    | 8 045   | 63 253            | 248 833          | 259                            | 82  | 57         | 53         | 44         | 11         | 7          | 3          | —          | 2             |   |  |
| 511110       | Newspaper publishers                                    | 8 045   | 63 253            | 248 833          | 259                            | 82  | 57         | 53         | 44         | 11         | 7          | 3          | —          | 2             |   |  |
| 51112        | Periodical publishers                                   | 3 666   | 34 160            | 134 523          | 115                            | 48  | 27         | 16         | 13         | 6          | 2          | 1          | 1          | 1             |   |  |
| 511120       | Periodical publishers                                   | 3 666   | 34 160            | 134 523          | 115                            | 48  | 27         | 16         | 13         | 6          | 2          | 1          | 1          | 1             |   |  |
| 51113        | Book publishers   | 2 737   | 18 140            | 75 516           | 56                             | 38  | 8          | 2          | 2          | 2          | 2          | 1          | —          | 1             |   |  |
| 511130       | Book publishers   | 2 737   | 18 140            | 75 516           | 56                             | 38  | 8          | 2          | 2          | 2          | 2          | 1          | —          | 1             |   |  |
| 51114        | Database and directory publishers (G)                   | (D)   | (D)               | (D)              | 42                             | 23  | 7          | 5          | 2          | 1          | 2          | 1          | 1          | —             |   |  |
| 511140       | Database and directory publishers (G)                   | (D)   | (D)               | (D)              | 42                             | 23  | 7          | 5          | 2          | 1          | 2          | 1          | 1          | —             |   |  |
| 51119        | Other publishers (H)                                    | (D)   | (D)               | (D)              | 30                             | 16  | 5          | 4          | 1          | 1          | 1          | —          | 1          | 1             |   |  |
| 511191       | Greeting card publishers (H)                            | (D)   | (D)               | (D)              | 5                              | 1   | 2          | —          | 1          | —          | —          | —          | —          | —             | 1 |  |
| 511199       | All other publishers (F)                                | (D)   | (D)               | (D)              | 25                             | 15  | 3          | 4          | —          | 1          | 1          | —          | 1          | —             | — |  |
| 5112         | Software publishers                                     | 4 733   | 84 638            | 338 658          | 116                            | 59  | 17         | 16         | 12         | 6          | 3          | 2          | —          | 1             |   |  |
| 51121        | Software publishers                                     | 4 733   | 84 638            | 338 658          | 116                            | 59  | 17         | 16         | 12         | 6          | 3          | 2          | —          | 1             |   |  |
| 511210       | Software publishers                                     | 4 733   | 84 638            | 338 658          | 116                            | 59  | 17         | 16         | 12         | 6          | 3          | 2          | —          | 1             |   |  |
| 512          | Motion picture & sound recording industries             | 3 719   | 22 358            | 92 534           | 268                            | 137   | 29         | 41         | 46         | 9          | 6          | —          | —          | —             |   |  |
| 5121         | Motion picture & video industries                       | 3 472   | 20 052            | 82 677           | 234                            | 113   | 24         | 39         | 44         | 8          | 6          | —          | —          | —             |   |  |
| 51211        | Motion picture & video production                       | 526   | 11 182            | 45 581           | 116                            | 91  | 13         | 8          | 3          | —          | 1          | —          | —          | —             |   |  |
| 512110       | Motion picture & video production                       | 526   | 11 182            | 45 581           | 116                            | 91  | 13         | 8          | 3          | —          | 1          | —          | —          | —             |   |  |
| 51212        | Motion picture & video distribution                     | 190   | 2 125             | 8 774            | 6                              | 2   | 1          | 2          | —          | —          | 1          | —          | —          | —             |   |  |
| 512120       | Motion picture & video distribution                     | 190   | 2 125             | 8 774            | 6                              | 2   | 1          | 2          | —          | —          | 1          | —          | —          | —             |   |  |
| 51213        | Motion picture & video exhibition                       | 2 617   | 5 431             | 22 605           | 97                             | 13  | 8          | 24         | 40         | 8          | 4          | —          | —          | —             |   |  |
| 512131       | Motion picture theaters (except drive-ins)              | 2 617   | 5 431             | 22 581           | 93                             | 9   | 8          | 24         | 40         | 8          | 4          | —          | —          | —             |   |  |
| 512132       | Drive-in motion picture theaters                        | —   | —                 | 24               | 4                              | 4   | —          | —          | —          | —          | —          | —          | —          | —             |   |  |
| 51219        | Postprod & other movie & video industries               | 139   | 1 314             | 5 717            | 15                             | 7   | 2          | 5          | 1          | —          | —          | —          | —          | —             |   |  |
| 512191       | Teleproduction & oth postproduction services            | 139   | 1 314             | 5 717            | 15                             | 7   | 2          | 5          | 1          | —          | —          | —          | —          | —             |   |  |
| 5122         | Sound recording industries                              | 247   | 2 306             | 9 857            | 34                             | 24  | 5          | 2          | 2          | 1          | —          | —          | —          | —             |   |  |
| 51221        | Record production (A)                                   | (D)   | (D)               | (D)              | 1                              | 1   | —          | —          | —          | —          | —          | —          | —          | —             |   |  |
| 512210       | Record production (A)                                   | (D)   | (D)               | (D)              | 1                              | 1   | —          | —          | —          | —          | —          | —          | —          | —             |   |  |
| 51222        | Integrated record production, distribution              | (A)   | (D)               | (D)              | 1                              | 1   | —          | —          | —          | —          | —          | —          | —          | —             |   |  |
| 512220       | Integrated record production, distribution              | (A)   | (D)               | (D)              | 1                              | 1   | —          | —          | —          | —          | —          | —          | —          | —             |   |  |
| 51223        | Music publishers (B)                                    | (D)   | (D)               | (D)              | 6                              | 4   | 1          | —          | —          | 1          | —          | —          | —          | —             |   |  |
| 512230       | Music publishers (B)                                    | (D)   | (D)               | (D)              | 6                              | 4   | 1          | —          | —          | 1          | —          | —          | —          | —             |   |  |
| 51224        | Sound recording studios (B)                             | (D)   | (D)               | (D)              | 17                             | 16  | 1          | —          | —          | —          | —          | —          | —          | —             |   |  |
| 512240       | Sound recording studios (B)                             | (D)   | (D)               | (D)              | 17                             | 16  | 1          | —          | —          | —          | —          | —          | —          | —             |   |  |
| 51229        | Other sound recording industries (C)                    | (D)   | (D)               | (D)              | 9                              | 2   | 3          | 2          | 2          | —          | —          | —          | —          | —             |   |  |
| 512290       | Other sound recording industries (C)                    | (D)   | (D)               | (D)              | 9                              | 2   | 3          | 2          | 2          | —          | —          | —          | —          | —             |   |  |
| 515          | Broadcasting (except Internet)                          | 5 487   | 52 581            | 214 344          | 218                            | 73  | 34         | 37         | 44         | 17         | 12         | 1          | —          | —             |   |  |
| 5151         | Radio and Television Broadcasting (I)                   | (D)   | (D)               | (D)              | 214                            | 72  | 33         | 37         | 43         | 17         | 12         | —          | —          | —             |   |  |
| 51511        | Radio Broadcasting (H)                                  | (D)   | (D)               | (D)              | 179                            | 64  | 33         | 35         | 36         | 9          | 2          | —          | —          | —             |   |  |
| 515111       | Radio Networks (C)                                      | (D)   | (D)               | (D)              | 15                             | 11  | 1          | 1          | 1          | 1          | —          | —          | —          | —             |   |  |
| 515112       | Radio Stations (B)                                      | 2 613   | 21 137            | 83 291           | 164                            | 53  | 32         | 34         | 35         | 8          | 2          | —          | —          | —             |   |  |
| 51512        | Television Broadcasting (D)                             | 2 449   | 28 693            | 117 567          | 35                             | 8   | —          | 2          | 7          | 8          | 10         | —          | —          | —             |   |  |
| 515120       | Television Broadcasting (D)                             | 2 449   | 28 693            | 117 567          | 35                             | 8   | —          | 2          | 7          | 8          | 10         | —          | —          | —             |   |  |
| 5152         | Cable and Other Subscription Programming                | (E)   | (D)               | (D)              | 4                              | 1   | 1          | —          | 1          | —          | —          | 1          | —          | —             |   |  |
| 51521        | Cable and Other Subscription Programming                | (E)   | (D)               | (D)              | 4                              | 1   | 1          | —          | 1          | —          | —          | 1          | —          | —             |   |  |
| 515210       | Cable and Other Subscription Programming                | (E)   | (D)               | (D)              | 4                              | 1   | 1          | —          | 1          | —          | —          | 1          | —          | —             |   |  |
| 516          | Internet Publishing and Broadcasting                    | 81  | 671               | 2 301            | 23                             | 18  | 1          | 4          | —          | —          | —          | —          | —          | —             |   |  |
| 5161         | Internet Publishing and Broadcasting                    | 81  | 671               | 2 301            | 23                             | 18  | 1          | 4          | —          | —          | —          | —          | —          | —             |   |  |
| 51611        | Internet Publishing and Broadcasting                    | 81  | 671               | 2 301            | 23                             | 18  | 1          | 4          | —          | —          | —          | —          | —          | —             |   |  |
| 516110       | Internet Publishing and Broadcasting                    | 81  | 671               | 2 301            | 23                             | 18  | 1          | 4          | —          | —          | —          | —          | —          | —             |   |  |
| 517          | Telecommunications                                      | 32 704  | 477 342           | 1 731 931        | 1 061                          | 534   | 186        | 141        | 107        | 36         | 28         | 13         | 13         | 3             |   |  |
| 5171         | Wired Telecommunications Carriers                       | 25 318  | 377 673           | 1 397 150        | 681                            | 356   | 97         | 81         | 76         | 24         | 24         | 10         | 10         | 3             |   |  |
| 51711        | Wired Telecommunications Carriers                       | 25 318  | 377 673           | 1 397 150        | 681                            | 356   | 97         | 81         | 76         | 24         | 24         | 10         | 10         | 3             |   |  |
| 517110       | Wired Telecommunications Carriers                       | 25 318  | 377 673           | 1 397 150        | 681                            | 356   | 97         | 81         | 76         | 24         | 24         | 10         | 10         | 3             |   |  |
| 5172         | Wireless Telecommunications Carriers (except Satellite) | 2 438   | 27 616            | 104 041          | 206                            | 91  | 60         | 35         | 14         | 3          | 2          | 1          | —          | —             |   |  |
| 51721        | Wireless Telecommunications Carriers (except Satellite) | 2 438   | 27 616            | 104 041          | 206                            | 91  | 60         | 35         | 14         | 3          | 2          | 1          | —          | —             |   |  |
| 517211       | Paging  | 125   | 895               | 3 760            | 21                             | 12  | 5          | 3          | 1          | —          | —          | —          | —          | —             |   |  |
| 517212       | Cellular and Other Wireless Telecommunications          | 2 313   | 26 721            | 100 281          | 185                            | 79  | 55         | 32         | 13         | 3          | 2          | 1          | —          | —             |   |  |
| 5173         | Telecommunications Resellers                            | 599   | 9 806             | 36 751           | 34                             | 24  | 3          | 1          | 4          | 1          | —          | 1          | —          | —             |   |  |
| 51731        | Telecommunications Resellers                            | 599   | 9 806             | 36 751           | 34                             | 24  | 3          | 1          | 4          | 1          | —          | 1          | —          | —             |   |  |
| 517310       | Telecommunications Resellers                            | 599   | 9 806             | 36 751           | 34                             | 24  | 3          | 1          | 4          | 1          | —          | 1          | —          | —             |   |  |
| 5174         | Satellite Telecommunications                            | 516   | 5 171             | 23 978           | 11                             | 6   | 3          | 1          | —          | —          | —          | 1          | —          | —             |   |  |
| 51741        | Satellite Telecommunications                            | 516   | 5 171             | 23 978           | 11                             | 6   | 3          | 1          | —          | —          | —          | 1          | —          | —             |   |  |
| 517410       | Satellite Telecommunications                            | 516   | 5 171             | 23 978           | 11                             | 6   | 3          | 1          | —          | —          | —          | 1          | —          | —             |   |  |

See footnotes at end of table.

**Table 2. The State—Employees, Payroll, and Establishments by Industry: 2003—Con.**

[Excludes most government employees, railroad employees, and self-employed persons. Size class 1 to 4 includes establishments with payroll, but no employees, during mid-March pay period. (D) denotes figures withheld to avoid disclosing data for individual companies; the data are included in broader industry totals. For explanation of terms, abbreviations, and data reliability/comparability, see introductory text.]

| NAICS code | Industry   | Number of employees for week including March 12 | Payroll (\$1,000) |                  | Total number of establishments | Number of establishments by employment-size class |              |              |            |            |            |            |            |               |  |  |
|------------|--|---|-------------------|------------------|--------------------------------|---|--------------|--------------|------------|------------|------------|------------|------------|---------------|--|--|
|            |  |   | First quarter     | Annual           |                                | 1 to 4  | 5 to 9       | 10 to 19     | 20 to 49   | 50 to 99   | 100 to 249 | 250 to 499 | 500 to 999 | 1,000 or more |  |  |
| <b>51</b>  | <b>Information—Con.</b>  |   |                   |                  |                                |   |              |              |            |            |            |            |            |               |  |  |
| 517        | Telecommunications—Con.  |   |                   |                  |                                |   |              |              |            |            |            |            |            |               |  |  |
| 5175       | Cable and Other Program Distribution .....                                     | 3 791   | 56 771            | 168 664          | 122                            | 52  | 23           | 22           | 12         | 8          | 2          | —          | 3          | —             |  |  |
| 51751      | Cable and Other Program Distribution ....                                      | 3 791   | 56 771            | 168 664          | 122                            | 52  | 23           | 22           | 12         | 8          | 2          | —          | 3          | —             |  |  |
| 517510     | Cable and Other Program Distribution ..  | 3 791   | 56 771            | 168 664          | 122                            | 52  | 23           | 22           | 12         | 8          | 2          | —          | 3          | —             |  |  |
| 5179       | Other Telecommunications .....   | 42  | 305               | 1 347            | 7                              | 5   | —            | 1            | 1          | —          | —          | —          | —          | —             |  |  |
| 51791      | Other Telecommunications .....   | 42  | 305               | 1 347            | 7                              | 5   | —            | 1            | 1          | —          | —          | —          | —          | —             |  |  |
| 517910     | Other Telecommunications .....   | 42  | 305               | 1 347            | 7                              | 5   | —            | 1            | 1          | —          | —          | —          | —          | —             |  |  |
| 518        | Internet Service Providers, Web Search Portals, and Data Processing Serv ..... | 11 812  | 150 808           | 559 725          | 358                            | 188   | 60           | 44           | 29         | 18         | 8          | 9          | 1          | 1             |  |  |
| 5181       | Internet Service Providers and Web Search Portals .....                        | 640   | 4 793             | 19 969           | 102                            | 62  | 25           | 8            | 5          | 2          | —          | —          | —          | —             |  |  |
| 51811      | Internet Service Providers and Web Search Portals .....                        | 640   | 4 793             | 19 969           | 102                            | 62  | 25           | 8            | 5          | 2          | —          | —          | —          | —             |  |  |
| 518111     | Internet Service Providers .....   | (F)   | (D)               | (D)              | 97                             | 58  | 24           | 8            | 5          | 2          | —          | —          | —          | —             |  |  |
| 518112     | Web Search Portals .....   | (A)   | (D)               | (D)              | 5                              | 4   | 1            | —            | —          | —          | —          | —          | —          | —             |  |  |
| 5182       | Data Processing, Hosting, and Related Services .....                           | 11 172  | 146 015           | 539 756          | 256                            | 126   | 35           | 36           | 24         | 16         | 8          | 9          | 1          | 1             |  |  |
| 51821      | Data Processing, Hosting, and Related Services .....                           | 11 172  | 146 015           | 539 756          | 256                            | 126   | 35           | 36           | 24         | 16         | 8          | 9          | 1          | 1             |  |  |
| 518210     | Data Processing, Hosting, and Related Services .....                           | 11 172  | 146 015           | 539 756          | 256                            | 126   | 35           | 36           | 24         | 16         | 8          | 9          | 1          | 1             |  |  |
| 519        | Other Information Services .....   | 988   | 6 338             | 23 573           | 61                             | 32  | 9            | 12           | 2          | 3          | 3          | —          | —          | —             |  |  |
| 5191       | Other Information Services .....   | 988   | 6 338             | 23 573           | 61                             | 32  | 9            | 12           | 2          | 3          | 3          | —          | —          | —             |  |  |
| 51911      | News Syndicates .....  | 195   | 2 579             | 9 111            | 7                              | 3   | —            | 2            | 2          | —          | —          | —          | —          | —             |  |  |
| 519110     | News Syndicates .....  | 195   | 2 579             | 9 111            | 7                              | 3   | —            | 2            | 2          | —          | —          | —          | —          | —             |  |  |
| 51912      | Libraries and Archives .....   | 624   | 2 615             | 10 396           | 44                             | 24  | 6            | 11           | —          | 1          | 2          | —          | —          | —             |  |  |
| 519120     | Libraries and Archives .....   | 624   | 2 615             | 10 396           | 44                             | 24  | 6            | 11           | —          | 1          | 2          | —          | —          | —             |  |  |
| 51919      | All Other Information Services .....   | 169   | 1 144             | 4 066            | 10                             | 5   | 3            | 1            | —          | —          | 1          | —          | —          | —             |  |  |
| 519190     | All Other Information Services .....   | 169   | 1 144             | 4 066            | 10                             | 5   | 3            | 1            | —          | —          | 1          | —          | —          | —             |  |  |
| <b>52</b>  | <b>Finance &amp; insurance</b>   | <b>139 847</b>                                  | <b>1 815 385</b>  | <b>6 619 593</b> | <b>10 331</b>                  | <b>6 380</b>                                      | <b>1 776</b> | <b>1 203</b> | <b>629</b> | <b>158</b> | <b>113</b> | <b>29</b>  | <b>31</b>  | <b>12</b>     |  |  |
| 521        | Monetary authorities - central bank .....                                      | (G)   | (D)               | (D)              | 2                              | —   | —            | —            | —          | —          | —          | —          | 1          | 1             |  |  |
| 5211       | Monetary authorities - central bank .....                                      | (G)   | (D)               | (D)              | 2                              | —   | —            | —            | —          | —          | —          | —          | 1          | 1             |  |  |
| 52111      | Monetary authorities - central bank .....                                      | (G)   | (D)               | (D)              | 2                              | —   | —            | —            | —          | —          | —          | —          | 1          | 1             |  |  |
| 521110     | Monetary authorities - central bank .....                                      | (G)   | (D)               | (D)              | 2                              | —   | —            | —            | —          | —          | —          | —          | 1          | 1             |  |  |
| 522        | Credit intermediation & related activities .....                               | 68 302  | 737 190           | 2 775 835        | 4 198                          | 1 651   | 1 091        | 881          | 423        | 73         | 49         | 11         | 15         | 4             |  |  |
| 5221       | Depository credit intermediation .....   | 45 470  | 426 443           | 1 663 488        | 2 462                          | 530   | 773          | 723          | 338        | 46         | 33         | 7          | 10         | 2             |  |  |
| 52211      | Commercial banking .....   | 39 826  | 379 189           | 1 473 073        | 2 052                          | 383   | 660          | 637          | 289        | 37         | 28         | 7          | 9          | 2             |  |  |
| 522110     | Commercial banking .....   | 39 826  | 379 189           | 1 473 073        | 2 052                          | 383   | 660          | 637          | 289        | 37         | 28         | 7          | 9          | 2             |  |  |
| 52212      | Savings institutions .....   | (H)   | (D)               | (D)              | 167                            | 49  | 56           | 35           | 20         | 4          | 2          | —          | 1          | —             |  |  |
| 522120     | Savings institutions .....   | (H)   | (D)               | (D)              | 167                            | 49  | 56           | 35           | 20         | 4          | 2          | —          | 1          | —             |  |  |
| 52213      | Credit unions .....  | (H)   | (D)               | (D)              | 242                            | 97  | 57           | 51           | 29         | 5          | 3          | —          | —          | —             |  |  |
| 522130     | Credit unions .....  | (H)   | (D)               | (D)              | 242                            | 97  | 57           | 51           | 29         | 5          | 3          | —          | —          | —             |  |  |
| 52219      | Other depository credit intermediation ..                                      | (A)   | (D)               | (D)              | 1                              | 1   | —            | —            | —          | —          | —          | —          | —          | —             |  |  |
| 522190     | Other depository credit intermediation ..                                      | (A)   | (D)               | (D)              | 1                              | 1   | —            | —            | —          | —          | —          | —          | —          | —             |  |  |
| 5222       | Nondepository credit intermediation .....                                      | 11 289  | 149 353           | 570 676          | 1 046                          | 663   | 209          | 91           | 45         | 19         | 12         | 4          | 3          | —             |  |  |
| 52221      | Credit card issuing .....  | (A)   | (D)               | (D)              | 2                              | 2   | —            | —            | —          | —          | —          | —          | —          | —             |  |  |
| 522210     | Credit card issuing .....  | (A)   | (D)               | (D)              | 2                              | 2   | —            | —            | —          | —          | —          | —          | —          | —             |  |  |
| 52222      | Sales financing .....  | (H)   | (D)               | (D)              | 118                            | 55  | 21           | 16           | 13         | 5          | 7          | —          | 1          | —             |  |  |
| 522220     | Sales financing .....  | (H)   | (D)               | (D)              | 118                            | 55  | 21           | 16           | 13         | 5          | 7          | —          | 1          | —             |  |  |
| 52229      | Other nondepository credit intermediation ..                                   | (I)   | (D)               | (D)              | 926                            | 606   | 188          | 75           | 32         | 14         | 5          | 4          | 2          | —             |  |  |
| 522291     | Consumer lending .....   | 1 605   | 11 957            | 53 547           | 433                            | 324   | 95           | 10           | 2          | 2          | —          | —          | —          | —             |  |  |
| 522292     | Real estate credit .....   | 5 958   | 85 302            | 344 009          | 322                            | 169   | 52           | 56           | 23         | 11         | 5          | 4          | 2          | —             |  |  |
| 522293     | International trade financing .....  | (D)   | (D)               | (D)              | 1                              | —   | —            | —            | —          | —          | —          | —          | —          | —             |  |  |
| 522294     | Secondary market financing .....   | (B)   | (D)               | (D)              | 11                             | 7   | 2            | 1            | 1          | —          | —          | —          | —          | —             |  |  |
| 522298     | All oth nondepository credit intermediation .....                              | 799   | 6 517             | 25 402           | 159                            | 106   | 39           | 7            | 6          | 1          | —          | —          | —          | —             |  |  |
| 5223       | Activities related to credit intermediation ....                               | 11 543  | 161 394           | 541 671          | 690                            | 458   | 109          | 67           | 40         | 8          | 4          | —          | 2          | 2             |  |  |
| 52231      | Mortgage & nonmortgage brokers .....   | 2 783   | 29 629            | 127 319          | 386                            | 243   | 54           | 50           | 33         | 6          | —          | —          | —          | —             |  |  |
| 522310     | Mortgage & nonmortgage brokers .....   | 2 783   | 29 629            | 127 319          | 386                            | 243   | 54           | 50           | 33         | 6          | —          | —          | —          | —             |  |  |
| 52232      | Financial clearinghouse & reserve activities .....                             | 6 574   | 115 119           | 345 705          | 45                             | 27  | 3            | 6            | 2          | 1          | 3          | —          | 1          | 2             |  |  |
| 522320     | Financial clearinghouse & reserve activities .....                             | 6 574   | 115 119           | 345 705          | 45                             | 27  | 3            | 6            | 2          | 1          | 3          | —          | 1          | 2             |  |  |
| 52239      | Other credit intermediation activities .....                                   | 2 186   | 16 646            | 68 647           | 259                            | 188   | 52           | 11           | 5          | 1          | 1          | —          | 1          | —             |  |  |
| 522390     | Other credit intermediation activities .....                                   | 2 186   | 16 646            | 68 647           | 259                            | 188   | 52           | 11           | 5          | 1          | 1          | —          | 1          | —             |  |  |
| 523        | Security, commodity contracts & like activity ...                              | 18 811  | 423 829           | 1 287 583        | 1 751                          | 1 460   | 129          | 64           | 52         | 28         | 11         | 4          | 1          | 2             |  |  |
| 5231       | Scrtcy & comdty contracts intermed & brokerage .....                           | 10 656  | 241 075           | 756 923          | 1 189                          | 1 026   | 65           | 42           | 30         | 16         | 8          | 1          | —          | 1             |  |  |
| 52311      | Investment banking & securities dealing ..                                     | 386   | 8 210             | 36 149           | 62                             | 39  | 14           | 5            | 4          | —          | —          | —          | —          | —             |  |  |
| 523110     | Investment banking & securities dealing .....                                  | 386   | 8 210             | 36 149           | 62                             | 39  | 14           | 5            | 4          | —          | —          | —          | —          | —             |  |  |
| 52312      | Securities brokerage .....   | 9 945   | 224 751           | 698 055          | 1 086                          | 955   | 48           | 35           | 24         | 15         | 7          | 1          | —          | 1             |  |  |
| 523120     | Securities brokerage .....   | 9 945   | 224 751           | 698 055          | 1 086                          | 955   | 48           | 35           | 24         | 15         | 7          | 1          | —          | 1             |  |  |
| 52313      | Commodity contracts dealing .....  | 104   | 5 562             | 12 121           | 19                             | 16  | —            | 1            | 1          | —          | —          | —          | —          | —             |  |  |
| 523130     | Commodity contracts dealing .....  | 104   | 5 562             | 12 121           | 19                             | 16  | —            | 1            | 1          | —          | —          | —          | —          | —             |  |  |
| 52314      | Commodity contracts brokerage .....  | 221   | 2 552             | 10 598           | 22                             | 16  | 3            | 1            | 1          | —          | 1          | —          | —          | —             |  |  |
| 523140     | Commodity contracts brokerage .....  | 221   | 2 552             | 10 598           | 22                             | 16  | 3            | 1            | 1          | —          | 1          | —          | —          | —             |  |  |
| 5232       | Securities & commodity exchanges .....   | (B)   | (D)               | (D)              | 2                              | 1   | —            | —            | 1          | —          | —          | —          | —          | —             |  |  |
| 52321      | Securities & commodity exchanges .....   | (B)   | (D)               | (D)              | 2                              | 1   | —            | —            | 1          | —          | —          | —          | —          | —             |  |  |
| 523210     | Securities & commodity exchanges .....   | (B)   | (D)               | (D)              | 2                              | 1   | —            | —            | 1          | —          | —          | —          | —          | —             |  |  |
| 5239       | Other financial investment activities .....                                    | (I)   | (D)               | (D)              | 560                            | 433   | 64           | 22           | 21         | 12         | 3          | 3          | 1          | 1             |  |  |
| 52391      | Miscellaneous intermediation .....   | (F)   | (D)               | (D)              | 110                            | 93  | 8            | 4            | 3          | 1          | 1          | —          | —          | —             |  |  |
| 523910     | Miscellaneous intermediation .....   | (F)   | (D)               | (D)              | 110                            | 93  | 8            | 4            | 3          | 1          | 1          | —          | —          | —             |  |  |
| 52392      | Portfolio management .....   | 1 336   | 23 226            | 95 919           | 183                            | 129   | 29           | 12           | 6          | 6          | 1          | —          | —          | —             |  |  |
| 523920     | Portfolio management .....   | 1 336   | 23 226            | 95 919           | 183                            | 129   | 29           | 12           | 6          | 6          | 1          | —          | —          | —             |  |  |
| 52393      | Investment advice .....  | (F)   | (D)               | (D)              | 233                            | 195   | 23           | 6            | 5          | 4          | —          | —          | —          | —             |  |  |
| 523930     | Investment advice .....  | (F)   | (D)               | (D)              | 233                            | 195   | 23           | 6            | 5          | 4          | —          | —          | —          | —             |  |  |

See footnotes at end of table.

**Table 2. The State—Employees, Payroll, and Establishments by Industry: 2003—Con.**

[Excludes most government employees, railroad employees, and self-employed persons. Size class 1 to 4 includes establishments with payroll, but no employees, during mid-March pay period. (D) denotes figures withheld to avoid disclosing data for individual companies; the data are included in broader industry totals. For explanation of terms, abbreviations, and data reliability/comparability, see introductory text]

| NAICS code | Industry   | Number of employees for week including March 12 | Payroll (\$1,000) |                  | Total number of establishments | Number of establishments by employment-size class |            |            |            |           |            |            |            |               |  |
|------------|--|---|-------------------|------------------|--------------------------------|---|------------|------------|------------|-----------|------------|------------|------------|---------------|--|
|            |  |   | First quarter     | Annual           |                                | 1 to 4  | 5 to 9     | 10 to 19   | 20 to 49   | 50 to 99  | 100 to 249 | 250 to 499 | 500 to 999 | 1,000 or more |  |
| <b>52</b>  | <b>Finance &amp; insurance—Con.</b>                        |   |                   |                  |                                |   |            |            |            |           |            |            |            |               |  |
| 523        | Security, commodity contracts & like activity—Con.         |   |                   |                  |                                |   |            |            |            |           |            |            |            |               |  |
| 5239       | Other financial investment activities—Con.                 |   |                   |                  |                                |   |            |            |            |           |            |            |            |               |  |
| 52399      | All other financial investment activities . . . . .        | 5 240   | 135 452           | 336 836          | 34                             | 16  | 4          | —          | 7          | 1         | 1          | 3          | 1          | 1             |  |
| 523991     | Trust, fiduciary & custody activities . . . . .            | (I)   | (D)               | (D)              | 28                             | 11  | 3          | —          | 7          | 1         | 1          | 3          | 1          | 1             |  |
| 523999     | Miscellaneous financial investment activities . . . . .    | (A)   | (D)               | (D)              | 6                              | 5   | 1          | —          | —          | —         | —          | —          | —          | —             |  |
| 524        | Insurance carriers & related activities . . . . .          | 48 340  | 593 076           | 2 295 412        | 4 343                          | 3 242   | 553        | 254        | 152        | 57        | 53         | 14         | 14         | 4             |  |
| 5241       | Insurance carriers . . . . .                               | 29 446  | 410 933           | 1 491 252        | 728                            | 366   | 111        | 80         | 74         | 31        | 40         | 10         | 13         | 3             |  |
| 52411      | Direct life, health, medical insurance carriers . . . . .  | 14 978  | 218 873           | 768 921          | 280                            | 125   | 37         | 40         | 32         | 10        | 22         | 5          | 7          | 2             |  |
| 524113     | Direct life Insurance carriers . . . . .                   | 7 218   | 106 865           | 360 006          | 185                            | 91  | 21         | 30         | 21         | 8         | 8          | 2          | 2          | 2             |  |
| 524114     | Direct health & medical insurance carriers . . . . .       | 7 760   | 112 008           | 408 915          | 95                             | 34  | 16         | 10         | 11         | 2         | 14         | 3          | 5          | —             |  |
| 52412      | Other direct insurance carriers . . . . .                  | 12 031  | 151 218           | 574 538          | 424                            | 224   | 74         | 39         | 42         | 21        | 16         | 3          | 4          | 1             |  |
| 524126     | Direct property & casualty insurance carriers . . . . .    | 10 531  | 136 924           | 518 118          | 298                            | 161   | 48         | 23         | 26         | 18        | 14         | 3          | 4          | 1             |  |
| 524127     | Direct title insurance carriers . . . . .                  | 1 153   | 10 720            | 40 456           | 103                            | 49  | 25         | 13         | 12         | 3         | 1          | —          | —          | —             |  |
| 524128     | All other direct insurance carriers . . . . .              | 347   | 3 574             | 15 964           | 23                             | 14  | 3          | 4          | —          | —         | 1          | —          | —          | —             |  |
| 52413      | Reinsurance carriers . . . . .                             | 2 437   | 40 842            | 147 793          | 24                             | 17  | —          | 1          | —          | —         | 2          | 2          | 2          | —             |  |
| 524130     | Reinsurance carriers . . . . .                             | 2 437   | 40 842            | 147 793          | 24                             | 17  | —          | 1          | —          | —         | 2          | 2          | 2          | —             |  |
| 5242       | Agencies & other insurance related activities . . . . .    | 18 894  | 182 143           | 804 160          | 3 615                          | 2 876   | 442        | 174        | 78         | 26        | 13         | 4          | 1          | 1             |  |
| 52421      | Insurance agencies & brokerages . . . . .                  | 16 182  | 154 575           | 689 031          | 3 366                          | 2 735   | 400        | 141        | 58         | 16        | 11         | 3          | 1          | 1             |  |
| 524210     | Insurance agencies & brokerages . . . . .                  | 16 182  | 154 575           | 689 031          | 3 366                          | 2 735   | 400        | 141        | 58         | 16        | 11         | 3          | 1          | 1             |  |
| 52429      | Other insurance related activities . . . . .               | 2 712   | 27 568            | 115 129          | 249                            | 141   | 42         | 33         | 20         | 10        | 2          | —          | —          | —             |  |
| 524291     | Claims adjusting . . . . .                                 | 576   | 6 100             | 24 236           | 97                             | 65  | 15         | 11         | 4          | 2         | —          | —          | —          | —             |  |
| 524292     | Insurance & pension funds, third party admin . . . . .     | 1 640   | 17 223            | 68 001           | 103                            | 43  | 20         | 16         | 14         | 8         | 2          | —          | —          | —             |  |
| 524298     | All other insurance related activities . . . . .           | 496   | 4 245             | 22 892           | 49                             | 33  | 7          | 6          | 2          | —         | —          | 1          | —          | —             |  |
| 525        | Funds, trusts, & other financial vehicles (part) . . . . . | (G)   | (D)               | (D)              | 37                             | 27  | 3          | 4          | 2          | —         | —          | —          | —          | 1             |  |
| 5259       | Other investment pools & funds . . . . .                   | (G)   | (D)               | (D)              | 37                             | 27  | 3          | 4          | 2          | —         | —          | —          | —          | 1             |  |
| 52591      | Open-end investment funds . . . . .                        | 9   | 571               | 1 699            | 4                              | 4   | —          | —          | —          | —         | —          | —          | —          | —             |  |
| 525910     | Open-end investment funds . . . . .                        | 9   | 571               | 1 699            | 4                              | 4   | —          | —          | —          | —         | —          | —          | —          | —             |  |
| 52593      | Real estate investment trusts . . . . .                    | (G)   | (D)               | (D)              | 18                             | 11  | 2          | 2          | 2          | —         | —          | —          | —          | 1             |  |
| 525930     | Real estate investment trusts . . . . .                    | (G)   | (D)               | (D)              | 18                             | 11  | 2          | 2          | 2          | —         | —          | —          | —          | 1             |  |
| 52599      | Other financial vehicles . . . . .                         | (B)   | (D)               | (D)              | 15                             | 12  | 1          | 2          | —          | —         | —          | —          | —          | —             |  |
| 525990     | Other financial vehicles . . . . .                         | (B)   | (D)               | (D)              | 15                             | 12  | 1          | 2          | —          | —         | —          | —          | —          | —             |  |
| <b>53</b>  | <b>Real estate &amp; rental &amp; leasing</b>              | <b>41 298</b>                                   | <b>273 360</b>    | <b>1 163 689</b> | <b>6 244</b>                   | <b>4 418</b>                                      | <b>960</b> | <b>539</b> | <b>214</b> | <b>62</b> | <b>41</b>  | <b>6</b>   | <b>4</b>   | <b>—</b>      |  |
| 531        | Real estate . . . . .                                      | 27 192  | 176 872           | 756 222          | 4 769                          | 3 723   | 582        | 250        | 133        | 47        | 26         | 5          | 3          | —             |  |
| 5311       | Lessors of real estate . . . . .                           | 10 990  | 59 114            | 254 188          | 2 137                          | 1 665   | 273        | 123        | 52         | 14        | 8          | 1          | 1          | —             |  |
| 53111      | Lessors of residential buildings & dwellings . . . . .     | 5 272   | 25 318            | 110 587          | 1 110                          | 839   | 167        | 67         | 27         | 5         | 5          | —          | —          | —             |  |
| 531110     | Lessors of residential buildings & dwellings . . . . .     | 5 272   | 25 318            | 110 587          | 1 110                          | 839   | 167        | 67         | 27         | 5         | 5          | —          | —          | —             |  |
| 53112      | Lessors of nonres bldg (exc min Warehouses) . . . . .      | 4 592   | 29 532            | 123 510          | 644                            | 487   | 73         | 49         | 24         | 6         | 3          | 1          | 1          | —             |  |
| 531120     | Lessors of nonres bldg (exc min Warehouses) . . . . .      | 4 592   | 29 532            | 123 510          | 644                            | 487   | 73         | 49         | 24         | 6         | 3          | 1          | 1          | —             |  |
| 53113      | Lessors of miniwarehouses & self storage units . . . . .   | 505   | 1 698             | 7 530            | 197                            | 176   | 18         | 2          | —          | 1         | —          | —          | —          | —             |  |
| 531130     | Lessors of miniwarehouses & self storage units . . . . .   | 505   | 1 698             | 7 530            | 197                            | 176   | 18         | 2          | —          | 1         | —          | —          | —          | —             |  |
| 53119      | Lessors of other real estate property . . . . .            | 621   | 2 566             | 12 561           | 186                            | 163   | 15         | 5          | 1          | 2         | —          | —          | —          | —             |  |
| 531190     | Lessors of other real estate property . . . . .            | 621   | 2 566             | 12 561           | 186                            | 163   | 15         | 5          | 1          | 2         | —          | —          | —          | —             |  |
| 5312       | Offices of real estate agents & brokers . . . . .          | 5 909   | 44 156            | 191 608          | 1 520                          | 1 282   | 156        | 37         | 30         | 10        | 4          | —          | 1          | —             |  |
| 53121      | Offices of real estate agents & brokers . . . . .          | 5 909   | 44 156            | 191 608          | 1 520                          | 1 282   | 156        | 37         | 30         | 10        | 4          | —          | 1          | —             |  |
| 531210     | Offices of real estate agents & brokers . . . . .          | 5 909   | 44 156            | 191 608          | 1 520                          | 1 282   | 156        | 37         | 30         | 10        | 4          | —          | 1          | —             |  |
| 5313       | Activities related to real estate . . . . .                | 10 293  | 73 602            | 310 426          | 1 112                          | 776   | 153        | 90         | 51         | 23        | 14         | 4          | 1          | —             |  |
| 53131      | Real estate property managers . . . . .                    | 8 652   | 60 345            | 249 412          | 544                            | 315   | 80         | 63         | 44         | 23        | 14         | 4          | 1          | —             |  |
| 531311     | Residential property managers . . . . .                    | 6 055   | 35 065            | 154 650          | 362                            | 210   | 50         | 44         | 29         | 15        | 10         | 3          | 1          | —             |  |
| 531312     | Nonresidential property managers . . . . .                 | 2 597   | 25 280            | 94 762           | 182                            | 105   | 30         | 19         | 15         | 8         | 4          | 1          | —          | —             |  |
| 53132      | Offices of real estate appraisers . . . . .                | 1 052   | 8 993             | 41 445           | 355                            | 287   | 50         | 16         | 2          | —         | —          | —          | —          | —             |  |
| 531320     | Offices of real estate appraisers . . . . .                | 1 052   | 8 993             | 41 445           | 355                            | 287   | 50         | 16         | 2          | —         | —          | —          | —          | —             |  |
| 53139      | Other activities related to real estate . . . . .          | 589   | 4 264             | 19 569           | 213                            | 174   | 23         | 11         | 5          | —         | —          | —          | —          | —             |  |
| 531390     | Other activities related to real estate . . . . .          | 589   | 4 264             | 19 569           | 213                            | 174   | 23         | 11         | 5          | —         | —          | —          | —          | —             |  |
| 532        | Rental & leasing services . . . . .                        | 13 371  | 88 480            | 363 463          | 1 424                          | 667   | 374        | 277        | 77         | 13        | 15         | —          | 1          | —             |  |
| 5321       | Automotive equipment rental & leasing . . . . .            | 3 538   | 28 955            | 114 413          | 223                            | 127   | 41         | 27         | 13         | 5         | 9          | —          | 1          | —             |  |
| 53211      | Passenger car rental & leasing . . . . .                   | 2 330   | 18 812            | 73 251           | 78                             | 46  | 9          | 8          | 4          | 3         | 7          | —          | 1          | —             |  |
| 532111     | Passenger car rental . . . . .                             | (F)   | (D)               | (D)              | 67                             | 41  | 5          | 7          | 4          | 3         | 7          | —          | —          | —             |  |
| 532112     | Passenger car leasing . . . . .                            | (G)   | (D)               | (D)              | 11                             | 5   | 4          | 1          | —          | —         | —          | —          | 1          | —             |  |
| 53212      | Truck, utility trailer & RV rental & leasing . . . . .     | 1 208   | 10 143            | 41 162           | 145                            | 81  | 32         | 19         | 9          | 2         | 2          | —          | —          | —             |  |
| 532120     | Truck, utility trailer & RV rental & leasing . . . . .     | 1 208   | 10 143            | 41 162           | 145                            | 81  | 32         | 19         | 9          | 2         | 2          | —          | —          | —             |  |
| 5322       | Consumer goods rental . . . . .                            | 6 622   | 29 325            | 122 447          | 790                            | 316   | 245        | 183        | 38         | 5         | 3          | —          | —          | —             |  |
| 53221      | Consumer electronics & appliances rental . . . . .         | 809   | 6 087             | 24 894           | 131                            | 73  | 47         | 7          | 2          | 2         | —          | —          | —          | —             |  |
| 532210     | Consumer electronics & appliances rental . . . . .         | 809   | 6 087             | 24 894           | 131                            | 73  | 47         | 7          | 2          | 2         | —          | —          | —          | —             |  |
| 53222      | Formal wear & costume rental . . . . .                     | 215   | 760               | 3 187            | 53                             | 36  | 13         | 4          | —          | —         | —          | —          | —          | —             |  |
| 532220     | Formal wear & costume rental . . . . .                     | 215   | 760               | 3 187            | 53                             | 36  | 13         | 4          | —          | —         | —          | —          | —          | —             |  |
| 53223      | Video tape & disc rental . . . . .                         | 3 821   | 8 737             | 35 062           | 410                            | 116   | 130        | 144        | 18         | 1         | 1          | —          | —          | —             |  |
| 532230     | Video tape & disc rental . . . . .                         | 3 821   | 8 737             | 35 062           | 410                            | 116   | 130        | 144        | 18         | 1         | 1          | —          | —          | —             |  |
| 53229      | Other consumer goods rental . . . . .                      | 1 777   | 13 741            | 59 304           | 196                            | 91  | 55         | 28         | 18         | 2         | 2          | —          | —          | —             |  |
| 532291     | Home health equipment rental . . . . .                     | 926   | 8 572             | 35 086           | 78                             | 29  | 27         | 10         | 10         | —         | 2          | —          | —          | —             |  |
| 532292     | Recreational goods rental . . . . .                        | 78  | 166               | 2 895            | 43                             | 36  | 5          | 1          | —          | —         | —          | —          | —          | —             |  |
| 532299     | All other consumer goods rental . . . . .                  | 773   | 5 003             | 21 323           | 75                             | 26  | 23         | 17         | 7          | 2         | —          | —          | —          | —             |  |
| 5323       | General rental centers . . . . .                           | 769   | 4 892             | 21 544           | 136                            | 74  | 40         | 19         | 3          | —         | —          | —          | —          | —             |  |
| 53231      | General rental centers . . . . .                           | 769   | 4 892             | 21 544           | 136                            | 74  | 40         | 19         | 3          | —         | —          | —          | —          | —             |  |
| 532310     | General rental centers . . . . .                           | 769   | 4 892             | 21 544           | 136                            | 74  | 40         | 19         | 3          | —         | —          | —          | —          | —             |  |

See footnotes at end of table.

**Table 2. The State—Employees, Payroll, and Establishments by Industry: 2003—Con.**

[Excludes most government employees, railroad employees, and self-employed persons. Size class 1 to 4 includes establishments with payroll, but no employees, during mid-March pay period. (D) denotes figures withheld to avoid disclosing data for individual companies; the data are included in broader industry totals. For explanation of terms, abbreviations, and data reliability/comparability, see introductory text]

| NAICS code | Industry   | Number of employees for week including March 12 | Payroll (\$1,000) |                  | Total number of establishments | Number of establishments by employment-size class |              |              |            |            |            |            |            |               |   |   |   |
|------------|--|---|-------------------|------------------|--------------------------------|---|--------------|--------------|------------|------------|------------|------------|------------|---------------|---|---|---|
|            |  |   | First quarter     | Annual           |                                | 1 to 4  | 5 to 9       | 10 to 19     | 20 to 49   | 50 to 99   | 100 to 249 | 250 to 499 | 500 to 999 | 1,000 or more |   |   |   |
| <b>53</b>  | <b>Real estate &amp; rental &amp; leasing—Con.</b>       |   |                   |                  |                                |   |              |              |            |            |            |            |            |               |   |   |   |
| 532        | Rental & leasing services—Con.                           |   |                   |                  |                                |   |              |              |            |            |            |            |            |               |   |   |   |
| 5324       | Commercial, industrial equip rental & leasing            | 2 442   | 25 308            | 105 059          | 275                            | 150   | 48           | 48           | 23         | 3          | 3          | —          | —          | —             | — | — | — |
| 53241      | Const, trans, mining equip rental & leasing              | 995   | 10 019            | 40 463           | 106                            | 53  | 22           | 19           | 10         | 1          | 1          | —          | —          | —             | — | — | — |
| 532411     | Commercial trans equip (exc MV) rental, lease            | 304   | 2 495             | 10 283           | 23                             | 16  | 3            | 2            | 1          | —          | 1          | —          | —          | —             | — | — | — |
| 532412     | Const, mining, forestry equip rental & leasing           | 691   | 7 524             | 30 180           | 83                             | 37  | 19           | 17           | 9          | 1          | —          | —          | —          | —             | — | — | — |
| 53242      | Office machinery & equipment rental & leasing            | 189   | 3 088             | 14 505           | 15                             | 10  | 2            | 2            | —          | —          | 1          | —          | —          | —             | — | — | — |
| 532420     | Office machinery & equipment rental & leasing            | 189   | 3 088             | 14 505           | 15                             | 10  | 2            | 2            | —          | —          | 1          | —          | —          | —             | — | — | — |
| 53249      | Oth commercial, industrial equip rental, lease           | 1 258   | 12 201            | 50 091           | 154                            | 87  | 24           | 27           | 13         | 2          | 1          | —          | —          | —             | — | — | — |
| 532490     | Oth commercial, industrial equip rental, lease           | 1 258   | 12 201            | 50 091           | 154                            | 87  | 24           | 27           | 13         | 2          | 1          | —          | —          | —             | — | — | — |
| 533        | Lessors of other nonfinancial intangible asset           | 735   | 8 008             | 44 004           | 51                             | 28  | 4            | 12           | 4          | 2          | —          | 1          | —          | —             | — | — | — |
| 5331       | Lessors of other nonfinancial intangible asset           | 735   | 8 008             | 44 004           | 51                             | 28  | 4            | 12           | 4          | 2          | —          | 1          | —          | —             | — | — | — |
| 53311      | Lessors of other nonfinancial intangible asset           | 735   | 8 008             | 44 004           | 51                             | 28  | 4            | 12           | 4          | 2          | —          | 1          | —          | —             | — | — | — |
| 533110     | Lessors of other nonfinancial intangible asset           | 735   | 8 008             | 44 004           | 51                             | 28  | 4            | 12           | 4          | 2          | —          | 1          | —          | —             | — | — | — |
| <b>54</b>  | <b>Professional, scientific &amp; technical services</b> | <b>126 216</b>                                  | <b>1 406 800</b>  | <b>5 843 031</b> | <b>12 957</b>                  | <b>8 597</b>                                      | <b>2 082</b> | <b>1 252</b> | <b>678</b> | <b>189</b> | <b>117</b> | <b>26</b>  | <b>8</b>   | <b>8</b>      |   |   |   |
| 541        | Professional, scientific & technical services            | 126 216   | 1 406 800         | 5 843 031        | 12 957                         | 8 597   | 2 082        | 1 252        | 678        | 189        | 117        | 26         | 8          | 8             |   |   |   |
| 5411       | Legal services   | 21 629  | 247 365           | 1 135 600        | 3 149                          | 2 226   | 509          | 235          | 127        | 26         | 20         | 4          | 1          | 1             |   |   |   |
| 54111      | Offices of lawyers                                       | 19 608  | 232 841           | 1 069 858        | 2 899                          | 2 089   | 454          | 200          | 109        | 22         | 19         | 4          | 1          | 1             |   |   |   |
| 541110     | Offices of lawyers                                       | 19 608  | 232 841           | 1 069 858        | 2 899                          | 2 089   | 454          | 200          | 109        | 22         | 19         | 4          | 1          | 1             |   |   |   |
| 54119      | Other legal services                                     | 2 021   | 14 524            | 65 742           | 250                            | 137   | 55           | 35           | 18         | 4          | 1          | —          | —          | —             |   |   |   |
| 541191     | Title abstract & settlement offices                      | 1 871   | 13 156            | 59 859           | 221                            | 113   | 52           | 35           | 17         | 3          | 1          | —          | —          | —             |   |   |   |
| 541199     | All other legal services                                 | 150   | 1 368             | 5 883            | 29                             | 24  | 3            | —            | 1          | 1          | —          | —          | —          | —             |   |   |   |
| 5412       | Accounting, tax prep, bookkeep, payroll services         | 21 056  | 187 147           | 659 164          | 2 183                          | 1 324   | 413          | 256          | 133        | 31         | 21         | 4          | —          | 1             |   |   |   |
| 54121      | Accounting, tax prep, bookkeep, payroll services         | 21 056  | 187 147           | 659 164          | 2 183                          | 1 324   | 413          | 256          | 133        | 31         | 21         | 4          | —          | 1             |   |   |   |
| 541211     | Offices of certified public accountants                  | 10 407  | 128 193           | 443 346          | 946                            | 562   | 226          | 96           | 39         | 10         | 9          | 3          | —          | 1             |   |   |   |
| 541213     | Tax preparation services                                 | 4 944   | 14 519            | 36 631           | 496                            | 247   | 70           | 109          | 59         | 8          | 3          | —          | —          | —             |   |   |   |
| 541214     | Payroll services   | 1 842   | 17 323            | 75 279           | 73                             | 31  | 7            | 9            | 15         | 6          | 5          | —          | —          | —             |   |   |   |
| 541219     | Other accounting services                                | 3 863   | 27 112            | 103 908          | 668                            | 484   | 110          | 42           | 20         | 7          | 4          | 1          | —          | —             |   |   |   |
| 5413       | Architectural, engineering & related services            | 18 983  | 240 156           | 1 047 471        | 1 654                          | 943   | 292          | 217          | 140        | 36         | 21         | 4          | —          | 1             |   |   |   |
| 54131      | Architectural services                                   | 4 577   | 67 097            | 266 387          | 420                            | 228   | 92           | 57           | 27         | 7          | 8          | 1          | —          | —             |   |   |   |
| 541310     | Architectural services                                   | 4 577   | 67 097            | 266 387          | 420                            | 228   | 92           | 57           | 27         | 7          | 8          | 1          | —          | —             |   |   |   |
| 54132      | Landscape architectural services                         | 346   | 2 065             | 10 338           | 79                             | 55  | 16           | 5            | 3          | —          | —          | —          | —          | —             |   |   |   |
| 541320     | Landscape architectural services                         | 346   | 2 065             | 10 338           | 79                             | 55  | 16           | 5            | 3          | —          | —          | —          | —          | —             |   |   |   |
| 54133      | Engineering services                                     | 11 774  | 152 444           | 686 955          | 785                            | 405   | 125          | 121          | 95         | 23         | 12         | 3          | —          | 1             |   |   |   |
| 541330     | Engineering services                                     | 11 774  | 152 444           | 686 955          | 785                            | 405   | 125          | 121          | 95         | 23         | 12         | 3          | —          | 1             |   |   |   |
| 54134      | Drafting services (D)                                    | (C)   | (D)               | (D)              | 55                             | 49  | 5            | 1            | —          | —          | —          | —          | —          | —             |   |   |   |
| 541340     | Drafting services (C)                                    | (D)   | (D)               | (D)              | 55                             | 49  | 5            | 1            | —          | —          | —          | —          | —          | —             |   |   |   |
| 54135      | Building inspection services                             | 191   | 1 207             | 6 428            | 72                             | 62  | 8            | 1            | 1          | —          | —          | —          | —          | —             |   |   |   |
| 541350     | Building inspection services                             | 191   | 1 207             | 6 428            | 72                             | 62  | 8            | 1            | 1          | —          | —          | —          | —          | —             |   |   |   |
| 54136      | Geophysical surveying & mapping services (A)             | (D)   | (D)               | (D)              | 4                              | 4   | —            | —            | —          | —          | —          | —          | —          | —             |   |   |   |
| 541360     | Geophysical surveying & mapping services (A)             | (D)   | (D)               | (D)              | 4                              | 4   | —            | —            | —          | —          | —          | —          | —          | —             |   |   |   |
| 54137      | Surveying, mapping (exc geophysical) services            | 1 094   | 8 923             | 39 498           | 155                            | 98  | 30           | 19           | 4          | 3          | 1          | —          | —          | —             |   |   |   |
| 541370     | Surveying, mapping (exc geophysical) services            | 1 094   | 8 923             | 39 498           | 155                            | 98  | 30           | 19           | 4          | 3          | 1          | —          | —          | —             |   |   |   |
| 54138      | Testing laboratories                                     | 867   | 7 544             | 34 225           | 84                             | 42  | 16           | 13           | 10         | 3          | —          | —          | —          | —             |   |   |   |
| 541380     | Testing laboratories                                     | 867   | 7 544             | 34 225           | 84                             | 42  | 16           | 13           | 10         | 3          | —          | —          | —          | —             |   |   |   |
| 5414       | Specialized design services                              | 1 783   | 15 610            | 66 167           | 457                            | 349   | 72           | 23           | 11         | 2          | —          | —          | —          | —             |   |   |   |
| 54141      | Interior design services                                 | 573   | 4 203             | 18 112           | 163                            | 128   | 25           | 6            | 3          | 1          | —          | —          | —          | —             |   |   |   |
| 541410     | Interior design services                                 | 573   | 4 203             | 18 112           | 163                            | 128   | 25           | 6            | 3          | 1          | —          | —          | —          | —             |   |   |   |
| 54142      | Industrial design services (C)                           | (D)   | (D)               | (D)              | 15                             | 9   | 3            | 2            | —          | 1          | —          | —          | —          | —             |   |   |   |
| 541420     | Industrial design services (C)                           | (D)   | (D)               | (D)              | 15                             | 9   | 3            | 2            | —          | 1          | —          | —          | —          | —             |   |   |   |
| 54143      | Graphic design services                                  | 1 051   | 9 980             | 41 601           | 260                            | 196   | 42           | 14           | 8          | —          | —          | —          | —          | —             |   |   |   |
| 541430     | Graphic design services                                  | 1 051   | 9 980             | 41 601           | 260                            | 196   | 42           | 14           | 8          | —          | —          | —          | —          | —             |   |   |   |
| 54149      | Other specialized design services (B)                    | (D)   | (D)               | (D)              | 19                             | 16  | 2            | 1            | —          | —          | —          | —          | —          | —             |   |   |   |
| 541490     | Other specialized design services (B)                    | (D)   | (D)               | (D)              | 19                             | 16  | 2            | 1            | —          | —          | —          | —          | —          | —             |   |   |   |
| 5415       | Computer systems design & related services               | 19 661  | 311 637           | 1 236 647        | 1 343                          | 940   | 154          | 110          | 74         | 35         | 22         | 5          | 1          | 2             |   |   |   |
| 54151      | Computer systems design & related services               | 19 661  | 311 637           | 1 236 647        | 1 343                          | 940   | 154          | 110          | 74         | 35         | 22         | 5          | 1          | 2             |   |   |   |
| 541511     | Custom computer programming services                     | 5 581   | 85 277            | 361 975          | 649                            | 460   | 74           | 53           | 33         | 18         | 11         | —          | —          | —             |   |   |   |
| 541512     | Computer systems design services                         | 11 080  | 178 044           | 684 063          | 509                            | 349   | 59           | 45           | 34         | 10         | 6          | 4          | —          | 2             |   |   |   |
| 541513     | Computer facilities management services                  | 1 934   | 30 499            | 115 888          | 57                             | 33  | 5            | 8            | 4          | 3          | 2          | 1          | —          | —             |   |   |   |
| 541519     | Other computer related services                          | 1 066   | 17 817            | 74 721           | 128                            | 98  | 16           | 4            | 3          | 4          | 3          | —          | —          | —             |   |   |   |
| 5416       | Management, sci & tech consulting services               | 12 765  | 153 154           | 645 769          | 1 745                          | 1 361   | 179          | 94           | 73         | 20         | 13         | 1          | 4          | —             |   |   |   |
| 54161      | Management consulting services                           | 11 359  | 138 034           | 578 582          | 1 437                          | 1 111   | 145          | 86           | 61         | 17         | 12         | 1          | 4          | —             |   |   |   |
| 541611     | Admin & gen management consulting services               | 5 477   | 67 139            | 283 207          | 704                            | 555   | 69           | 40           | 25         | 8          | 4          | 1          | 2          | —             |   |   |   |
| 541612     | Human res & exec search consulting services              | 2 825   | 39 655            | 162 436          | 286                            | 203   | 37           | 17           | 19         | 5          | 4          | —          | 1          | —             |   |   |   |
| 541613     | Marketing consulting services                            | 1 448   | 10 749            | 50 099           | 314                            | 260   | 24           | 20           | 7          | —          | 3          | —          | —          | —             |   |   |   |
| 541614     | Process, phys dist & log consulting services             | 1 394   | 18 439            | 75 009           | 99                             | 67  | 12           | 6            | 9          | 3          | 1          | —          | 1          | —             |   |   |   |
| 541618     | Other management consulting services                     | 215   | 2 052             | 7 831            | 34                             | 26  | 3            | 1            | 1          | —          | —          | —          | —          | —             |   |   |   |
| 54162      | Environmental consulting services                        | 739   | 7 399             | 30 587           | 107                            | 71  | 20           | 6            | 7          | 3          | —          | —          | —          | —             |   |   |   |
| 541620     | Environmental consulting services                        | 739   | 7 399             | 30 587           | 107                            | 71  | 20           | 6            | 7          | 3          | —          | —          | —          | —             |   |   |   |

See footnotes at end of table.

**Table 2. The State—Employees, Payroll, and Establishments by Industry: 2003—Con.**

[Excludes most government employees, railroad employees, and self-employed persons. Size class 1 to 4 includes establishments with payroll, but no employees, during mid-March pay period. (D) denotes figures withheld to avoid disclosing data for individual companies; the data are included in broader industry totals. For explanation of terms, abbreviations, and data reliability/comparability, see introductory text]

| NAICS code | Industry  | Number of employees for week including March 12 | Payroll (\$1,000) |                  | Total number of establishments | Number of establishments by employment-size class |              |            |            |            |            |            |            |               |   |  |
|------------|---|---|-------------------|------------------|--------------------------------|---|--------------|------------|------------|------------|------------|------------|------------|---------------|---|--|
|            |   |   | First quarter     | Annual           |                                | 1 to 4  | 5 to 9       | 10 to 19   | 20 to 49   | 50 to 99   | 100 to 249 | 250 to 499 | 500 to 999 | 1,000 or more |   |  |
| <b>54</b>  | <b>Professional, scientific &amp; technical services—Con.</b> |   |                   |                  |                                |   |              |            |            |            |            |            |            |               |   |  |
| 541        | Professional, scientific & technical services—Con.            |   |                   |                  |                                |   |              |            |            |            |            |            |            |               |   |  |
| 5416       | Management, sci & tech consulting services—Con.               |   |                   |                  |                                |   |              |            |            |            |            |            |            |               |   |  |
| 54169      | Oth scientific & technical consulting services .....          | 667   | 7 721             | 36 600           | 201                            | 179   | 14           | 2          | 5          | —          | 1          | —          | —          | —             | — |  |
| 541690     | Oth scientific & technical consulting services .....          | 667   | 7 721             | 36 600           | 201                            | 179   | 14           | 2          | 5          | —          | 1          | —          | —          | —             | — |  |
| 5417       | Scientific R&D services .....                                 | 5 987   | 94 131            | 384 796          | 170                            | 84  | 25           | 23         | 18         | 8          | 7          | 2          | 2          | 1             |   |  |
| 54171      | R&D in physical, engineering & life sciences .....            | 5 930   | 93 603            | 382 596          | 149                            | 66  | 24           | 21         | 18         | 8          | 7          | 2          | 2          | 1             |   |  |
| 541710     | R&D in physical, engineering & life sciences .....            | 5 930   | 93 603            | 382 596          | 149                            | 66  | 24           | 21         | 18         | 8          | 7          | 2          | 2          | 1             |   |  |
| 54172      | R&D in social sciences & humanities .....                     | 57  | 528               | 2 200            | 21                             | 18  | 1            | 2          | —          | —          | —          | —          | —          | —             | — |  |
| 541720     | R&D in social sciences & humanities .....                     | 57  | 528               | 2 200            | 21                             | 18  | 1            | 2          | —          | —          | —          | —          | —          | —             | — |  |
| 5418       | Advertising & related services .....                          | 9 001   | 94 626            | 385 173          | 803                            | 495   | 138          | 88         | 48         | 19         | 11         | 4          | —          | —             | — |  |
| 54181      | Advertising agencies .....                                    | 3 521   | 44 531            | 179 201          | 247                            | 143   | 35           | 36         | 18         | 9          | 4          | 2          | —          | —             | — |  |
| 541810     | Advertising agencies .....                                    | 3 521   | 44 531            | 179 201          | 247                            | 143   | 35           | 36         | 18         | 9          | 4          | 2          | —          | —             | — |  |
| 54182      | Public relations agencies .....                               | 851   | 12 468            | 54 685           | 107                            | 81  | 17           | 5          | 2          | —          | 1          | 1          | —          | —             | — |  |
| 541820     | Public relations agencies .....                               | 851   | 12 468            | 54 685           | 107                            | 81  | 17           | 5          | 2          | —          | 1          | 1          | —          | —             | — |  |
| 54183      | Media buying agencies .....                                   | 371   | 3 054             | 12 983           | 23                             | 15  | 2            | 3          | 2          | —          | 1          | —          | —          | —             | — |  |
| 541830     | Media buying agencies .....                                   | 371   | 3 054             | 12 983           | 23                             | 15  | 2            | 3          | 2          | —          | 1          | —          | —          | —             | — |  |
| 54184      | Media representatives .....                                   | 248   | 2 161             | 8 130            | 42                             | 25  | 11           | 4          | 2          | —          | —          | —          | —          | —             | — |  |
| 541840     | Media representatives .....                                   | 248   | 2 161             | 8 130            | 42                             | 25  | 11           | 4          | 2          | —          | —          | —          | —          | —             | — |  |
| 54185      | Display advertising .....                                     | 735   | 8 290             | 26 486           | 67                             | 44  | 10           | 5          | 6          | —          | 2          | —          | —          | —             | — |  |
| 541850     | Display advertising .....                                     | 735   | 8 290             | 26 486           | 67                             | 44  | 10           | 5          | 6          | —          | 2          | —          | —          | —             | — |  |
| 54186      | Direct mail advertising .....                                 | 848   | 6 792             | 28 488           | 74                             | 37  | 14           | 10         | 9          | 3          | 1          | —          | —          | —             | — |  |
| 541860     | Direct mail advertising .....                                 | 848   | 6 792             | 28 488           | 74                             | 37  | 14           | 10         | 9          | 3          | 1          | —          | —          | —             | — |  |
| 54187      | Advertising material distribution services ..                 | 757   | 5 549             | 22 462           | 20                             | 5   | 7            | 3          | 2          | 1          | 1          | 1          | —          | —             | — |  |
| 541870     | Advertising material distribution services ..                 | 757   | 5 549             | 22 462           | 20                             | 5   | 7            | 3          | 2          | 1          | 1          | 1          | —          | —             | — |  |
| 54189      | Other services related to advertising .....                   | 1 670   | 11 781            | 52 738           | 223                            | 145   | 42           | 22         | 7          | 6          | 1          | —          | —          | —             | — |  |
| 541890     | Other services related to advertising .....                   | 1 670   | 11 781            | 52 738           | 223                            | 145   | 42           | 22         | 7          | 6          | 1          | —          | —          | —             | — |  |
| 5419       | Oth professional, scientific, technical services .....        | 15 351  | 62 974            | 282 244          | 1 453                          | 875   | 300          | 206        | 54         | 12         | 2          | 2          | —          | 2             |   |  |
| 54191      | Marketing research & public opinion polling .....             | 5 716   | 16 854            | 72 129           | 102                            | 53  | 20           | 11         | 10         | 5          | 1          | 1          | —          | 1             |   |  |
| 541910     | Marketing research & public opinion polling .....             | 5 716   | 16 854            | 72 129           | 102                            | 53  | 20           | 11         | 10         | 5          | 1          | 1          | —          | 1             |   |  |
| 54192      | Photographic services .....                                   | 3 308   | 14 718            | 67 421           | 427                            | 328   | 64           | 28         | 4          | 2          | —          | —          | —          | 1             |   |  |
| 541921     | Photography studios, portrait .....                           | 3 041   | 12 946            | 59 690           | 333                            | 249   | 56           | 22         | 3          | 2          | —          | —          | —          | 1             |   |  |
| 541922     | Commercial photography .....                                  | 267   | 1 772             | 7 731            | 94                             | 79  | 8            | 6          | 1          | —          | —          | —          | —          | —             | — |  |
| 54193      | Translation & interpretation services .....                   | (B)   | (D)               | (D)              | 19                             | 15  | 1            | 3          | —          | —          | —          | —          | —          | —             | — |  |
| 541930     | Translation & interpretation services .....                   | (B)   | (D)               | (D)              | 19                             | 15  | 1            | 3          | —          | —          | —          | —          | —          | —             | — |  |
| 54194      | Veterinary services .....                                     | 5 130   | 24 027            | 109 039          | 638                            | 248   | 197          | 154        | 36         | 3          | —          | —          | —          | —             | — |  |
| 541940     | Veterinary services .....                                     | 5 130   | 24 027            | 109 039          | 638                            | 248   | 197          | 154        | 36         | 3          | —          | —          | —          | —             | — |  |
| 54199      | All oth prof, scientific & technical services ..              | (G)   | (D)               | (D)              | 267                            | 231   | 18           | 10         | 4          | 2          | 1          | 1          | —          | —             | — |  |
| 541990     | All oth prof, scientific & technical services ..              | (G)   | (D)               | (D)              | 267                            | 231   | 18           | 10         | 4          | 2          | 1          | 1          | —          | —             | — |  |
| <b>55</b>  | <b>Management of companies &amp; enterprises .....</b>        | <b>65 147</b>                                   | <b>1 083 291</b>  | <b>4 370 608</b> | <b>1 051</b>                   | <b>357</b>  | <b>168</b>   | <b>159</b> | <b>162</b> | <b>70</b>  | <b>80</b>  | <b>33</b>  | <b>12</b>  | <b>10</b>     |   |  |
| 551        | Management of companies & enterprises .....                   | 65 147  | 1 083 291         | 4 370 608        | 1 051                          | 357   | 168          | 159        | 162        | 70         | 80         | 33         | 12         | 10            |   |  |
| 5511       | Management of companies & enterprises .....                   | 65 147  | 1 083 291         | 4 370 608        | 1 051                          | 357   | 168          | 159        | 162        | 70         | 80         | 33         | 12         | 10            |   |  |
| 551111     | Offices of bank holding companies .....                       | 1 163   | 17 646            | 67 776           | 47                             | 27  | 6            | 4          | 5          | 3          | —          | 2          | —          | —             |   |  |
| 551112     | Offices of other holding companies .....                      | 1 533   | 27 506            | 119 740          | 135                            | 82  | 14           | 18         | 14         | 3          | 4          | —          | —          | —             |   |  |
| 551114     | Corp, subsidiary & regional managing offices .....            | 62 451  | 1 038 139         | 4 183 092        | 869                            | 248   | 148          | 137        | 143        | 64         | 76         | 31         | 12         | 10            |   |  |
| <b>56</b>  | <b>Admin, support, waste mgt, remediation services .....</b>  | <b>140 678</b>                                  | <b>802 938</b>    | <b>3 367 791</b> | <b>6 734</b>                   | <b>3 964</b>                                      | <b>1 045</b> | <b>717</b> | <b>495</b> | <b>252</b> | <b>181</b> | <b>46</b>  | <b>19</b>  | <b>15</b>     |   |  |
| 561        | Administrative & support services .....                       | 135 425   | 758 082           | 3 183 633        | 6 367                          | 3 783   | 963          | 670        | 459        | 239        | 175        | 44         | 19         | 15            |   |  |
| 5611       | Office administrative services .....                          | 8 470   | 111 409           | 471 904          | 375                            | 228   | 50           | 45         | 23         | 14         | 13         | —          | 1          | 1             |   |  |
| 56111      | Office administrative services .....                          | 8 470   | 111 409           | 471 904          | 375                            | 228   | 50           | 45         | 23         | 14         | 13         | —          | 1          | 1             |   |  |
| 561110     | Office administrative services .....                          | 8 470   | 111 409           | 471 904          | 375                            | 228   | 50           | 45         | 23         | 14         | 13         | —          | 1          | 1             |   |  |
| 5612       | Facilities support services .....                             | 1 924   | 10 503            | 43 002           | 58                             | 32  | 2            | 6          | 8          | 5          | 2          | 3          | —          | —             |   |  |
| 56121      | Facilities support services .....                             | 1 924   | 10 503            | 43 002           | 58                             | 32  | 2            | 6          | 8          | 5          | 2          | 3          | —          | —             |   |  |
| 561210     | Facilities support services .....                             | 1 924   | 10 503            | 43 002           | 58                             | 32  | 2            | 6          | 8          | 5          | 2          | 3          | —          | —             |   |  |
| 5613       | Employment services .....                                     | 48 471  | 274 717           | 1 123 010        | 773                            | 273   | 63           | 82         | 131        | 117        | 79         | 15         | 6          | 7             |   |  |
| 56131      | Employment placement agencies .....                           | 2 383   | 12 360            | 49 060           | 176                            | 111   | 22           | 16         | 13         | 9          | 4          | 1          | —          | —             |   |  |
| 561310     | Employment placement agencies .....                           | 2 383   | 12 360            | 49 060           | 176                            | 111   | 22           | 16         | 13         | 9          | 4          | 1          | —          | —             |   |  |
| 56132      | Temporary help services .....                                 | 31 606  | 164 710           | 676 387          | 524                            | 136   | 35           | 58         | 105        | 98         | 74         | 13         | 4          | 1             |   |  |
| 561320     | Temporary help services .....                                 | 31 606  | 164 710           | 676 387          | 524                            | 136   | 35           | 58         | 105        | 98         | 74         | 13         | 4          | 1             |   |  |
| 56133      | Employee leasing services .....                               | 14 482  | 97 647            | 397 563          | 73                             | 26  | 6            | 8          | 13         | 10         | 1          | 1          | 2          | 6             |   |  |
| 561330     | Employee leasing services .....                               | 14 482  | 97 647            | 397 563          | 73                             | 26  | 6            | 8          | 13         | 10         | 1          | 1          | 2          | 6             |   |  |
| 5614       | Business support services .....                               | 16 821  | 91 543            | 366 700          | 673                            | 358   | 118          | 89         | 54         | 23         | 19         | 6          | 4          | 2             |   |  |
| 56141      | Document preparation services .....                           | 635   | 3 357             | 17 368           | 112                            | 83  | 20           | 5          | 2          | 1          | 1          | —          | —          | —             |   |  |
| 561410     | Document preparation services .....                           | 635   | 3 357             | 17 368           | 112                            | 83  | 20           | 5          | 2          | 1          | 1          | —          | —          | —             |   |  |
| 56142      | Telephone call centers .....                                  | 9 248   | 41 466            | 159 226          | 112                            | 38  | 17           | 13         | 9          | 12         | 5          | 4          | 1          |               |   |  |
| 561421     | Telephone answering services .....                            | 1 370   | 6 833             | 28 236           | 44                             | 16  | 11           | 7          | 5          | 1          | 2          | 2          | —          | —             |   |  |
| 561422     | Telemarketing bureaus .....                                   | 7 878   | 34 633            | 130 990          | 68                             | 22  | 6            | 6          | 8          | 8          | 10         | 3          | 4          | 1             |   |  |
| 56143      | Business service centers .....                                | 1 833   | 9 711             | 39 961           | 173                            | 90  | 37           | 26         | 14         | 3          | 3          | —          | —          | —             |   |  |
| 561431     | Private mail centers .....                                    | 468   | 2 031             | 8 191            | 71                             | 51  | 16           | 2          | —          | 1          | 1          | —          | —          | —             |   |  |
| 561439     | Oth business service centers (incl copy shops) .....          | 1 365   | 7 680             | 31 270           | 102                            | 39  | 21           | 24         | 14         | 2          | 2          | —          | —          | —             |   |  |
| 56144      | Collection agencies .....                                     | 3 718   | 23 334            | 92 048           | 106                            | 39  | 23           | 18         | 17         | 4          | 3          | 1          | —          | 1             |   |  |
| 561440     | Collection agencies .....                                     | 3 718   | 23 334            | 92 048           | 106                            | 39  | 23           | 18         | 17         | 4          | 3          | 1          | —          | 1             |   |  |
| 56145      | Credit bureaus .....  | 110   | 1 067             | 4 648            | 20                             | 12  | 4            | 4          | —          | —          | —          | —          | —          | —             |   |  |
| 561450     | Credit bureaus .....  | 110   | 1 067             | 4 648            | 20                             | 12  | 4            | 4          | —          | —          | —          | —          | —          | —             |   |  |

See footnotes at end of table.





**Table 2. The State—Employees, Payroll, and Establishments by Industry: 2003—Con.**

[Excludes most government employees, railroad employees, and self-employed persons. Size class 1 to 4 includes establishments with payroll, but no employees, during mid-March pay period. (D) denotes figures withheld to avoid disclosing data for individual companies; the data are included in broader industry totals. For explanation of terms, abbreviations, and data reliability/comparability, see introductory text.]

| NAICS code | Industry   | Number of employees for week including March 12 | Payroll (\$1,000) |                  | Total number of establishments | Number of establishments by employment-size class |            |            |            |           |            |            |            |               |
|------------|--|---|-------------------|------------------|--------------------------------|---|------------|------------|------------|-----------|------------|------------|------------|---------------|
|            |  |   | First quarter     | Annual           |                                | 1 to 4  | 5 to 9     | 10 to 19   | 20 to 49   | 50 to 99  | 100 to 249 | 250 to 499 | 500 to 999 | 1,000 or more |
| <b>62</b>  | <b>Health care and social assistance—Con.</b>                |   |                   |                  |                                |   |            |            |            |           |            |            |            |               |
| 623        | Nursing & residential care facilities .....                  | 66 569  | 296 337           | 1 211 526        | 1 551                          | 310   | 258        | 265        | 205        | 323       | 173        | 15         | 2          | —             |
| 6231       | Nursing care facilities .....                                | 42 035  | 188 708           | 774 037          | 539                            | 46  | 18         | 36         | 63         | 233       | 133        | 9          | 1          | —             |
| 62311      | Nursing care facilities .....                                | 42 035  | 188 708           | 774 037          | 539                            | 46  | 18         | 36         | 63         | 233       | 133        | 9          | 1          | —             |
| 623110     | Nursing care facilities .....                                | 42 035  | 188 708           | 774 037          | 539                            | 46  | 18         | 36         | 63         | 233       | 133        | 9          | 1          | —             |
| 6232       | Residential mental retardation, health fac ..                | 9 109   | 38 785            | 156 279          | 497                            | 104   | 149        | 140        | 60         | 31        | 11         | 2          | —          | —             |
| 62321      | Residential mental retardation facilities ...                | 6 608   | 27 475            | 110 903          | 340                            | 80  | 107        | 83         | 36         | 22        | 10         | 2          | —          | —             |
| 623210     | Residential mental retardation facilities ...                | 6 608   | 27 475            | 110 903          | 340                            | 80  | 107        | 83         | 36         | 22        | 10         | 2          | —          | —             |
| 62322      | Residential mental health, subst abuse fac ..                | 2 501   | 11 310            | 45 376           | 157                            | 24  | 42         | 57         | 24         | 9         | 1          | —          | —          | —             |
| 623220     | Residential mental health, subst abuse fac ..                | 2 501   | 11 310            | 45 376           | 157                            | 24  | 42         | 57         | 24         | 9         | 1          | —          | —          | —             |
| 6233       | Community care facilities for the elderly ...                | 12 026  | 52 582            | 213 616          | 414                            | 138   | 69         | 72         | 63         | 46        | 21         | 4          | 1          | —             |
| 62331      | Community care facilities for the elderly ...                | 12 026  | 52 582            | 213 616          | 414                            | 138   | 69         | 72         | 63         | 46        | 21         | 4          | 1          | —             |
| 623311     | Continuing care retirement communities .....                 | 8 168   | 39 598            | 161 825          | 128                            | 20  | 17         | 18         | 14         | 35        | 19         | 4          | 1          | —             |
| 623312     | Homes for the elderly .....                                  | 3 858   | 12 984            | 51 791           | 286                            | 118   | 52         | 54         | 49         | 11        | 2          | —          | —          | —             |
| 6239       | Other residential care facilities .....                      | 3 399   | 16 262            | 67 594           | 101                            | 22  | 22         | 17         | 19         | 13        | 8          | —          | —          | —             |
| 62399      | Other residential care facilities .....                      | 3 399   | 16 262            | 67 594           | 101                            | 22  | 22         | 17         | 19         | 13        | 8          | —          | —          | —             |
| 623990     | Other residential care facilities .....                      | 3 399   | 16 262            | 67 594           | 101                            | 22  | 22         | 17         | 19         | 13        | 8          | —          | —          | —             |
| 624        | Social assistance .....                                      | 48 038  | 163 839           | 679 814          | 3 230                          | 1 410   | 640        | 581        | 394        | 144       | 52         | 7          | 2          | —             |
| 6241       | Individual & family services .....                           | 18 108  | 72 722            | 302 097          | 1 190                          | 583   | 218        | 162        | 141        | 60        | 23         | 2          | 1          | —             |
| 62411      | Child & youth services .....                                 | 1 897   | 10 733            | 44 682           | 140                            | 62  | 22         | 29         | 21         | 4         | 2          | —          | —          | —             |
| 624110     | Child & youth services .....                                 | 1 897   | 10 733            | 44 682           | 140                            | 62  | 22         | 29         | 21         | 4         | 2          | —          | —          | —             |
| 62412      | Services for elderly & disabled persons ...                  | 9 346   | 30 834            | 130 286          | 484                            | 186   | 100        | 74         | 74         | 37        | 11         | 2          | —          | —             |
| 624120     | Services for elderly & disabled persons ...                  | 9 346   | 30 834            | 130 286          | 484                            | 186   | 100        | 74         | 74         | 37        | 11         | 2          | —          | —             |
| 62419      | Other individual & family services .....                     | 6 865   | 31 155            | 127 129          | 566                            | 335   | 96         | 59         | 46         | 19        | 10         | —          | 1          | —             |
| 624190     | Other individual & family services .....                     | 6 865   | 31 155            | 127 129          | 566                            | 335   | 96         | 59         | 46         | 19        | 10         | —          | 1          | —             |
| 6242       | Community, emergency & other relief services .....           | 2 909   | 13 791            | 56 617           | 305                            | 129   | 87         | 58         | 23         | 6         | 2          | —          | —          | —             |
| 62421      | Community food services .....                                | 800   | 3 133             | 12 938           | 122                            | 64  | 40         | 11         | 5          | 2         | —          | —          | —          | —             |
| 624210     | Community food services .....                                | 800   | 3 133             | 12 938           | 122                            | 64  | 40         | 11         | 5          | 2         | —          | —          | —          | —             |
| 62422      | Community housing services .....                             | 1 947   | 10 006            | 40 933           | 152                            | 49  | 39         | 40         | 18         | 4         | 2          | —          | —          | —             |
| 624221     | Temporary shelters .....                                     | 1 402   | 6 766             | 27 634           | 82                             | 11  | 23         | 31         | 12         | 3         | 2          | —          | —          | —             |
| 624229     | Other community housing services .....                       | 545   | 3 240             | 13 299           | 70                             | 38  | 16         | 9          | 6          | 1         | —          | —          | —          | —             |
| 62423      | Emergency & other relief services .....                      | 162   | 652               | 2 746            | 31                             | 16  | 8          | 7          | —          | —         | —          | —          | —          | —             |
| 624230     | Emergency & other relief services .....                      | 162   | 652               | 2 746            | 31                             | 16  | 8          | 7          | —          | —         | —          | —          | —          | —             |
| 6243       | Vocational rehabilitation services .....                     | 11 180  | 28 567            | 117 912          | 216                            | 46  | 25         | 22         | 39         | 56        | 24         | 3          | 1          | —             |
| 62431      | Vocational rehabilitation services .....                     | 11 180  | 28 567            | 117 912          | 216                            | 46  | 25         | 22         | 39         | 56        | 24         | 3          | 1          | —             |
| 624310     | Vocational rehabilitation services .....                     | 11 180  | 28 567            | 117 912          | 216                            | 46  | 25         | 22         | 39         | 56        | 24         | 3          | 1          | —             |
| 6244       | Child day care services .....                                | 15 841  | 48 759            | 203 188          | 1 519                          | 652   | 310        | 339        | 191        | 22        | 3          | 2          | —          | —             |
| 62441      | Child day care services .....                                | 15 841  | 48 759            | 203 188          | 1 519                          | 652   | 310        | 339        | 191        | 22        | 3          | 2          | —          | —             |
| 624410     | Child day care services .....                                | 15 841  | 48 759            | 203 188          | 1 519                          | 652   | 310        | 339        | 191        | 22        | 3          | 2          | —          | —             |
| <b>71</b>  | <b>Arts, entertainment &amp; recreation .....</b>            | <b>35 521</b>                                   | <b>243 331</b>    | <b>1 118 736</b> | <b>2 058</b>                   | <b>1 163</b>                                      | <b>295</b> | <b>243</b> | <b>232</b> | <b>75</b> | <b>31</b>  | <b>8</b>   | <b>8</b>   | <b>3</b>      |
| 711        | Performing arts, spectator sports & related industries ..... | 7 801   | 129 777           | 609 132          | 542                            | 385   | 57         | 37         | 33         | 14        | 11         | 2          | 2          | 1             |
| 7111       | Performing arts companies .....                              | 2 785   | 12 929            | 70 360           | 150                            | 80  | 19         | 17         | 18         | 9         | 6          | 1          | —          | —             |
| 71111      | Theater companies & dinner theaters .....                    | 1 682   | 6 510             | 40 546           | 69                             | 26  | 11         | 9          | 12         | 6         | 5          | —          | —          | —             |
| 711110     | Theater companies & dinner theaters ...                      | 1 682   | 6 510             | 40 546           | 69                             | 26  | 11         | 9          | 12         | 6         | 5          | —          | —          | —             |
| 71112      | Dance companies .....  | (C)   | (D)               | (D)              | 6                              | 2   | 1          | 1          | 1          | 1         | —          | —          | —          | —             |
| 711120     | Dance companies .....  | (C)   | (D)               | (D)              | 6                              | 2   | 1          | 1          | 1          | 1         | —          | —          | —          | —             |
| 71113      | Musical groups & artists .....                               | 816   | 5 292             | 23 563           | 67                             | 48  | 7          | 5          | 4          | 1         | 1          | 1          | —          | —             |
| 711130     | Musical groups & artists .....                               | 816   | 5 292             | 23 563           | 67                             | 48  | 7          | 5          | 4          | 1         | 1          | 1          | —          | —             |
| 71119      | Other performing arts companies .....                        | (C)   | (D)               | (D)              | 8                              | 4   | —          | 2          | 1          | 1         | —          | —          | —          | —             |
| 711190     | Other performing arts companies .....                        | (C)   | (D)               | (D)              | 8                              | 4   | —          | 2          | 1          | 1         | —          | —          | —          | —             |
| 7112       | Spectator sports .....                                       | 1 941   | 104 038           | 478 208          | 72                             | 46  | 9          | 4          | 7          | 1         | 3          | —          | 2          | —             |
| 71121      | Spectator sports .....                                       | 1 941   | 104 038           | 478 208          | 72                             | 46  | 9          | 4          | 7          | 1         | 3          | —          | 2          | —             |
| 711211     | Sports teams and clubs .....                                 | 1 795   | 103 221           | 474 092          | 25                             | 9   | 3          | 2          | 5          | 1         | 3          | —          | 2          | —             |
| 711212     | Racetracks .....   | 64  | 67                | 791              | 19                             | 14  | 2          | 2          | 1          | —         | —          | —          | —          | —             |
| 711219     | Other spectator sports .....                                 | 82  | 750               | 3 325            | 28                             | 23  | 4          | —          | 1          | —         | —          | —          | —          | —             |
| 7113       | Promoters of entertainment events .....                      | 2 373   | 7 880             | 38 103           | 109                            | 75  | 14         | 9          | 5          | 3         | 1          | 1          | —          | 1             |
| 71131      | Promoters of entertainment events with facility .....        | 1 964   | 5 842             | 27 409           | 37                             | 20  | 3          | 6          | 3          | 3         | —          | 1          | —          | 1             |
| 711310     | Promoters of entertainment events with facility .....        | 1 964   | 5 842             | 27 409           | 37                             | 20  | 3          | 6          | 3          | 3         | —          | 1          | —          | 1             |
| 71132      | Promoters of entertainment events without facility .....     | 409   | 2 038             | 10 694           | 72                             | 55  | 11         | 3          | 2          | —         | 1          | —          | —          | —             |
| 711320     | Promoters of entertainment events without facility .....     | 409   | 2 038             | 10 694           | 72                             | 55  | 11         | 3          | 2          | —         | 1          | —          | —          | —             |
| 7114       | Agents, managers for artists & other public figures .....    | (C)   | (D)               | (D)              | 36                             | 31  | 3          | 1          | 1          | —         | —          | —          | —          | —             |
| 71141      | Agents, managers for artists & other public figures .....    | (C)   | (D)               | (D)              | 36                             | 31  | 3          | 1          | 1          | —         | —          | —          | —          | —             |
| 711410     | Agents, managers for artists & other public figures .....    | (C)   | (D)               | (D)              | 36                             | 31  | 3          | 1          | 1          | —         | —          | —          | —          | —             |
| 7115       | Independent artists, writers & performers ...                | (F)   | (D)               | (D)              | 175                            | 153   | 12         | 6          | 2          | 1         | 1          | —          | —          | —             |
| 71151      | Independent artists, writers & performers ...                | (F)   | (D)               | (D)              | 175                            | 153   | 12         | 6          | 2          | 1         | 1          | —          | —          | —             |
| 711510     | Independent artists, writers & performers ...                | (F)   | (D)               | (D)              | 175                            | 153   | 12         | 6          | 2          | 1         | 1          | —          | —          | —             |
| 712        | Museums, historical sites & like institutions ...            | 2 248   | 13 672            | 53 716           | 133                            | 73  | 19         | 18         | 14         | 5         | 2          | 2          | —          | —             |
| 7121       | Museums, historical sites & like institutions ...            | 2 248   | 13 672            | 53 716           | 133                            | 73  | 19         | 18         | 14         | 5         | 2          | 2          | —          | —             |
| 71211      | Museums .....  | 1 271   | 6 489             | 26 488           | 84                             | 45  | 12         | 13         | 8          | 4         | 1          | 1          | —          | —             |
| 712110     | Museums .....  | 1 271   | 6 489             | 26 488           | 84                             | 45  | 12         | 13         | 8          | 4         | 1          | 1          | —          | —             |
| 71212      | Historical sites .....                                       | (C)   | (D)               | (D)              | 22                             | 18  | 2          | —          | 1          | —         | 1          | —          | —          | —             |
| 712120     | Historical sites .....                                       | (C)   | (D)               | (D)              | 22                             | 18  | 2          | —          | 1          | —         | 1          | —          | —          | —             |
| 71213      | Zoos & botanical gardens .....                               | (F)   | (D)               | (D)              | 12                             | 4   | 2          | 3          | 1          | 1         | —          | 1          | —          | —             |
| 712130     | Zoos & botanical gardens .....                               | (F)   | (D)               | (D)              | 12                             | 4   | 2          | 3          | 1          | 1         | —          | 1          | —          | —             |
| 71219      | Nature parks & other similar institutions ...                | 197   | 1 299             | 4 969            | 15                             | 6   | 3          | 2          | 4          | —         | —          | —          | —          | —             |
| 712190     | Nature parks & other similar institutions ...                | 197   | 1 299             | 4 969            | 15                             | 6   | 3          | 2          | 4          | —         | —          | —          | —          | —             |

See footnotes at end of table.







**Table 3. The State—Employees and Annual Payroll by Employment-Size Class: 2003**

[Excludes most government employees, railroad employees, and self-employed persons. Size class 1 to 4 includes establishments with payroll, but no employees, during mid-March pay period. (D) denotes figures withheld to avoid disclosing data for individual companies; the data are included in broader industry totals. For explanation of terms, abbreviations, and data reliability/comparability, see introductory text]

| NAICS code   | Major group  | Total             | Employment-size class |                  |                  |                   |                  |                   |                  |                  |                   |
|--------------|--|-------------------|-----------------------|------------------|------------------|-------------------|------------------|-------------------|------------------|------------------|-------------------|
|              |  |                   | 1 to 4                | 5 to 9           | 10 to 19         | 20 to 49          | 50 to 99         | 100 to 249        | 250 to 499       | 500 to 999       | 1,000 or more     |
|              | <b>Total number of employees ..</b>                        | <b>2 387 761</b>  | <b>137 614</b>        | <b>187 971</b>   | <b>260 100</b>   | <b>396 311</b>    | <b>312 868</b>   | <b>366 967</b>    | <b>218 691</b>   | <b>167 042</b>   | <b>340 197</b>    |
|              | <b>Total payroll, annual (\$1,000) .....</b>               | <b>75 594 931</b> | <b>4 145 209</b>      | <b>4 948 565</b> | <b>7 119 635</b> | <b>11 139 232</b> | <b>8 843 989</b> | <b>11 932 349</b> | <b>7 449 005</b> | <b>6 503 569</b> | <b>13 513 378</b> |
| <b>11</b>    | <b>FORESTRY, FISHING, HUNTING, AND AGRICULTURE SUPPORT</b> |                   |                       |                  |                  |                   |                  |                   |                  |                  |                   |
|              | Number of employees .....                                  | 1 657             | (D)                   | (D)              | (D)              | (D)               | (D)              | (D)               | -                | -                | -                 |
|              | Payroll, annual (\$1,000) .....                            | 30 669            | (D)                   | (D)              | (D)              | (D)               | (D)              | (D)               | -                | -                | -                 |
| 113          | Forestry and logging                                       |                   |                       |                  |                  |                   |                  |                   |                  |                  |                   |
|              | Number of employees .....                                  | (E)               | (D)                   | (D)              | (D)              | (D)               | -                | -                 | -                | -                | -                 |
|              | Payroll, annual (\$1,000) .....                            | (D)               | (D)                   | (D)              | (D)              | (D)               | -                | -                 | -                | -                | -                 |
| 114          | Fishing, hunting & trapping                                |                   |                       |                  |                  |                   |                  |                   |                  |                  |                   |
|              | Number of employees .....                                  | (A)               | (D)                   | (D)              | -                | -                 | -                | -                 | -                | -                | -                 |
|              | Payroll, annual (\$1,000) .....                            | (D)               | (D)                   | (D)              | -                | -                 | -                | -                 | -                | -                | -                 |
| 115          | Agriculture & forestry support activities                  |                   |                       |                  |                  |                   |                  |                   |                  |                  |                   |
|              | Number of employees .....                                  | (G)               | 210                   | (D)              | (D)              | 243               | (D)              | (D)               | -                | -                | -                 |
|              | Payroll, annual (\$1,000) .....                            | (D)               | 4 869                 | (D)              | (D)              | 2 878             | (D)              | (D)               | -                | -                | -                 |
| <b>21</b>    | <b>MINING</b>  |                   |                       |                  |                  |                   |                  |                   |                  |                  |                   |
|              | Number of employees .....                                  | 3 984             | 223                   | (D)              | (D)              | (D)               | (D)              | (D)               | -                | -                | -                 |
|              | Payroll, annual (\$1,000) .....                            | 159 229           | 8 041                 | (D)              | (D)              | (D)               | (D)              | (D)               | -                | -                | -                 |
| 211          | Oil & gas extraction                                       |                   |                       |                  |                  |                   |                  |                   |                  |                  |                   |
|              | Number of employees .....                                  | 87                | (D)                   | (D)              | (D)              | (D)               | -                | -                 | -                | -                | -                 |
|              | Payroll, annual (\$1,000) .....                            | 4 578             | (D)                   | (D)              | (D)              | (D)               | -                | -                 | -                | -                | -                 |
| 212          | Mining (except oil & gas)                                  |                   |                       |                  |                  |                   |                  |                   |                  |                  |                   |
|              | Number of employees .....                                  | 3 502             | 152                   | (D)              | (D)              | (D)               | (D)              | (D)               | 969              | -                | -                 |
|              | Payroll, annual (\$1,000) .....                            | 137 720           | 5 495                 | (D)              | (D)              | (D)               | (D)              | (D)               | 40 833           | -                | -                 |
| 213          | Mining support activities                                  |                   |                       |                  |                  |                   |                  |                   |                  |                  |                   |
|              | Number of employees .....                                  | 395               | (D)                   | (D)              | (D)              | (D)               | (D)              | (D)               | -                | -                | -                 |
|              | Payroll, annual (\$1,000) .....                            | 16 931            | (D)                   | (D)              | (D)              | (D)               | (D)              | (D)               | -                | -                | -                 |
| <b>22</b>    | <b>UTILITIES</b>   |                   |                       |                  |                  |                   |                  |                   |                  |                  |                   |
|              | Number of employees .....                                  | 16 546            | 287                   | 482              | 910              | 2 414             | (D)              | 2 707             | 4 768            | (D)              | (D)               |
|              | Payroll, annual (\$1,000) .....                            | 1 009 931         | 16 719                | 22 580           | 49 396           | 134 924           | (D)              | 160 899           | 294 829          | (D)              | (D)               |
| 221          | Utilities  |                   |                       |                  |                  |                   |                  |                   |                  |                  |                   |
|              | Number of employees .....                                  | 16 546            | 287                   | 482              | 910              | 2 414             | (D)              | 2 707             | 4 768            | (D)              | (D)               |
|              | Payroll, annual (\$1,000) .....                            | 1 009 931         | 16 719                | 22 580           | 49 396           | 134 924           | (D)              | 160 899           | 294 829          | (D)              | (D)               |
| <b>23</b>    | <b>CONSTRUCTION</b>  |                   |                       |                  |                  |                   |                  |                   |                  |                  |                   |
|              | Number of employees .....                                  | 141 280           | 16 273                | 18 310           | 22 520           | 30 263            | 17 052           | 15 186            | 8 591            | 1 742            | 11 343            |
|              | Payroll, annual (\$1,000) .....                            | 5 578 451         | 481 096               | 535 153          | 781 837          | 1 260 095         | 761 767          | 740 315           | 431 558          | 98 527           | 488 103           |
| 236          | Construction of Buildings                                  |                   |                       |                  |                  |                   |                  |                   |                  |                  |                   |
|              | Number of employees .....                                  | 38 054            | (D)                   | 4 852            | 5 300            | 6 041             | 2 533            | 2 892             | (D)              | (D)              | (D)               |
|              | Payroll, annual (\$1,000) .....                            | 1 465 761         | (D)                   | 148 105          | 185 108          | 259 302           | 102 544          | 159 983           | (D)              | (D)              | (D)               |
| 237          | Heavy and Civil Engineering Construction                   |                   |                       |                  |                  |                   |                  |                   |                  |                  |                   |
|              | Number of employees .....                                  | 17 567            | (D)                   | 1 256            | 1 674            | 3 577             | 2 982            | 2 417             | 3 512            | -                | (D)               |
|              | Payroll, annual (\$1,000) .....                            | 839 868           | (D)                   | 44 346           | 65 129           | 183 597           | 159 573          | 109 998           | 177 932          | -                | (D)               |
| 238          | Specialty Trade Contractors                                |                   |                       |                  |                  |                   |                  |                   |                  |                  |                   |
|              | Number of employees .....                                  | 85 659            | 9 987                 | 12 202           | 15 546           | 20 645            | 11 537           | 9 877             | (D)              | (D)              | (D)               |
|              | Payroll, annual (\$1,000) .....                            | 3 272 822         | 288 533               | 342 702          | 531 600          | 817 196           | 499 650          | 470 334           | (D)              | (D)              | (D)               |
| <b>31-33</b> | <b>MANUFACTURING</b>                                       |                   |                       |                  |                  |                   |                  |                   |                  |                  |                   |
|              | Number of employees .....                                  | 308 755           | 4 752                 | 8 268            | 15 259           | 33 340            | 33 842           | 66 138            | 51 373           | 40 551           | 55 232            |
|              | Payroll, annual (\$1,000) .....                            | 11 294 741        | 162 976               | 228 788          | 463 681          | 1 091 173         | 1 176 523        | 2 402 317         | 1 739 636        | 1 429 633        | 2 600 014         |
| 311          | Food mfg   |                   |                       |                  |                  |                   |                  |                   |                  |                  |                   |
|              | Number of employees .....                                  | 37 374            | 326                   | 554              | 985              | 2 628             | 3 273            | 6 618             | 7 248            | 9 459            | 6 283             |
|              | Payroll, annual (\$1,000) .....                            | 1 140 053         | 6 611                 | 13 318           | 24 863           | 82 929            | 122 266          | 240 400           | 218 055          | 247 354          | 184 257           |
| 312          | Beverage & tobacco product mfg                             |                   |                       |                  |                  |                   |                  |                   |                  |                  |                   |
|              | Number of employees .....                                  | 3 760             | (D)                   | (D)              | 161              | 218               | (D)              | 1 285             | -                | -                | (D)               |
|              | Payroll, annual (\$1,000) .....                            | 174 893           | (D)                   | (D)              | 3 813            | 4 901             | (D)              | 65 078            | -                | -                | (D)               |
| 313          | Textile mills  |                   |                       |                  |                  |                   |                  |                   |                  |                  |                   |
|              | Number of employees .....                                  | 470               | (D)                   | (D)              | (D)              | 215               | (D)              | -                 | -                | -                | -                 |
|              | Payroll, annual (\$1,000) .....                            | 14 218            | (D)                   | (D)              | (D)              | 7 077             | (D)              | -                 | -                | -                | -                 |
| 314          | Textile product mills                                      |                   |                       |                  |                  |                   |                  |                   |                  |                  |                   |
|              | Number of employees .....                                  | 2 035             | 108                   | 171              | 302              | 667               | 290              | 497               | -                | -                | -                 |
|              | Payroll, annual (\$1,000) .....                            | 46 492            | 2 021                 | 4 111            | 6 838            | 16 886            | 5 379            | 11 257            | -                | -                | -                 |
| 315          | Apparel manufacturing                                      |                   |                       |                  |                  |                   |                  |                   |                  |                  |                   |
|              | Number of employees .....                                  | 4 544             | 83                    | 153              | 304              | 768               | 624              | 1 662             | 950              | -                | -                 |
|              | Payroll, annual (\$1,000) .....                            | 97 945            | 2 345                 | 3 167            | 5 734            | 11 443            | 10 406           | 39 453            | 25 397           | -                | -                 |
| 316          | Leather & allied product mfg                               |                   |                       |                  |                  |                   |                  |                   |                  |                  |                   |
|              | Number of employees .....                                  | 1 856             | 33                    | (D)              | (D)              | 325               | (D)              | 713               | (D)              | -                | -                 |
|              | Payroll, annual (\$1,000) .....                            | 40 945            | 801                   | (D)              | (D)              | 6 443             | (D)              | 15 914            | (D)              | -                | -                 |
| 321          | Wood product mfg   |                   |                       |                  |                  |                   |                  |                   |                  |                  |                   |
|              | Number of employees .....                                  | 9 525             | 392                   | 796              | 1 171            | 2 291             | (D)              | 2 361             | (D)              | -                | -                 |
|              | Payroll, annual (\$1,000) .....                            | 231 443           | 9 325                 | 13 376           | 24 666           | 56 024            | (D)              | 62 349            | (D)              | -                | -                 |
| 322          | Paper mfg  |                   |                       |                  |                  |                   |                  |                   |                  |                  |                   |
|              | Number of employees .....                                  | 10 593            | (D)                   | (D)              | (D)              | 901               | (D)              | 4 036             | 2 670            | -                | (D)               |
|              | Payroll, annual (\$1,000) .....                            | 399 868           | (D)                   | (D)              | (D)              | 29 899            | (D)              | 141 240           | 96 055           | -                | (D)               |

See footnotes at end of table.

**Table 3. The State—Employees and Annual Payroll by Employment-Size Class: 2003—Con.**

[Excludes most government employees, railroad employees, and self-employed persons. Size class 1 to 4 includes establishments with payroll, but no employees, during mid-March pay period. (D) denotes figures withheld to avoid disclosing data for individual companies; the data are included in broader industry totals. For explanation of terms, abbreviations, and data reliability/comparability, see introductory text]

| NAICS code   | Major group   | Total     | Employment-size class |         |          |           |          |            |            |            |               |   |
|--------------|---|-----------|-----------------------|---------|----------|-----------|----------|------------|------------|------------|---------------|---|
|              |   |           | 1 to 4                | 5 to 9  | 10 to 19 | 20 to 49  | 50 to 99 | 100 to 249 | 250 to 499 | 500 to 999 | 1,000 or more |   |
| <b>31-33</b> | <b>MANUFACTURING—Con.</b>                           |           |                       |         |          |           |          |            |            |            |               |   |
| 323          | Printing & related support activities               |           |                       |         |          |           |          |            |            |            |               |   |
|              | Number of employees                                 | 18 483    | 741                   | 1 346   | 1 644    | 2 875     | 3 122    | 3 744      | 2 586      | 2 425      |               | — |
|              | Payroll, annual (\$1,000)                           | 647 625   | 18 638                | 34 186  | 52 833   | 107 413   | 119 320  | 137 370    | 94 134     | 83 731     |               | — |
| 324          | Petroleum & coal products mfg                       |           |                       |         |          |           |          |            |            |            |               |   |
|              | Number of employees                                 | 1 773     | 59                    | 88      | (D)      | 271       | (D)      | 419        | —          | (D)        |               | — |
|              | Payroll, annual (\$1,000)                           | 85 887    | 3 300                 | 4 169   | (D)      | 14 551    | (D)      | 19 416     | —          | (D)        |               | — |
| 325          | Chemical mfg  |           |                       |         |          |           |          |            |            |            |               |   |
|              | Number of employees                                 | 18 767    | 174                   | 294     | 749      | 1 843     | 2 262    | 5 067      | 4 608      | 3 770      |               | — |
|              | Payroll, annual (\$1,000)                           | 877 378   | 6 324                 | 12 833  | 23 730   | 72 773    | 92 240   | 249 839    | 206 241    | 213 398    |               | — |
| 326          | Plastics & rubber products mfg                      |           |                       |         |          |           |          |            |            |            |               |   |
|              | Number of employees                                 | 21 187    | 99                    | 263     | 813      | 2 137     | (D)      | 7 302      | 4 542      | 1 877      | (D)           | — |
|              | Payroll, annual (\$1,000)                           | 694 686   | 6 281                 | 7 734   | 25 692   | 70 050    | (D)      | 248 307    | 149 353    | 69 143     | (D)           | — |
| 327          | Nonmetallic mineral product mfg                     |           |                       |         |          |           |          |            |            |            |               |   |
|              | Number of employees                                 | 9 667     | 274                   | 487     | 1 187    | 2 604     | (D)      | 2 517      | —          | (D)        |               | — |
|              | Payroll, annual (\$1,000)                           | 361 169   | 9 174                 | 14 486  | 40 783   | 84 878    | (D)      | 117 577    | —          | (D)        |               | — |
| 331          | Primary metal mfg                                   |           |                       |         |          |           |          |            |            |            |               |   |
|              | Number of employees                                 | 10 677    | 43                    | (D)     | 214      | 511       | (D)      | 3 023      | 1 772      | 2 895      | (D)           | — |
|              | Payroll, annual (\$1,000)                           | 354 018   | 3 448                 | (D)     | 7 101    | 18 420    | (D)      | 106 048    | 46 400     | 87 882     | (D)           | — |
| 332          | Fabricated metal product mfg                        |           |                       |         |          |           |          |            |            |            |               |   |
|              | Number of employees                                 | 31 386    | 766                   | 1 470   | 2 976    | 5 340     | 4 895    | 5 629      | 3 104      | 2 696      | 4 510         | — |
|              | Payroll, annual (\$1,000)                           | 1 154 803 | 20 623                | 44 805  | 96 962   | 185 613   | 173 575  | 225 225    | 116 486    | 82 609     | 208 905       | — |
| 333          | Machinery mfg                                       |           |                       |         |          |           |          |            |            |            |               |   |
|              | Number of employees                                 | 34 612    | 294                   | 712     | 1 112    | 2 662     | 2 897    | 5 968      | 5 840      | 4 414      | 10 713        | — |
|              | Payroll, annual (\$1,000)                           | 1 323 817 | 13 430                | 23 982  | 41 933   | 99 170    | 117 391  | 222 023    | 214 412    | 166 589    | 424 887       | — |
| 334          | Computer & electronic product mfg                   |           |                       |         |          |           |          |            |            |            |               |   |
|              | Number of employees                                 | 8 897     | 96                    | 164     | 341      | 837       | 1 126    | 1 178      | 1 468      | (D)        | (D)           | — |
|              | Payroll, annual (\$1,000)                           | 371 834   | 2 995                 | 5 676   | 11 084   | 32 316    | 42 394   | 43 732     | 41 532     | (D)        | (D)           | — |
| 335          | Electrical equip, appliance & component mfg         |           |                       |         |          |           |          |            |            |            |               |   |
|              | Number of employees                                 | 14 107    | 52                    | 70      | 227      | 823       | 957      | 2 640      | 4 204      | 5 134      |               | — |
|              | Payroll, annual (\$1,000)                           | 447 059   | 1 836                 | 2 088   | 9 517    | 26 536    | 31 061   | 87 675     | 124 486    | 163 860    |               | — |
| 336          | Transportation equipment mfg                        |           |                       |         |          |           |          |            |            |            |               |   |
|              | Number of employees                                 | 43 895    | 182                   | 298     | 656      | 1 378     | 2 042    | 6 111      | 7 197      | 3 528      | 22 503        | — |
|              | Payroll, annual (\$1,000)                           | 2 073 113 | 29 306                | 8 295   | 17 630   | 41 800    | 79 157   | 207 688    | 244 960    | 136 249    | 1 308 028     | — |
| 337          | Furniture & related product mfg                     |           |                       |         |          |           |          |            |            |            |               |   |
|              | Number of employees                                 | 11 489    | 404                   | 467     | 889      | 1 531     | 1 674    | 1 723      | 854        | (D)        | (D)           | — |
|              | Payroll, annual (\$1,000)                           | 344 334   | 8 678                 | 12 153  | 23 058   | 51 305    | 57 589   | 46 321     | 27 111     | (D)        | (D)           | — |
| 339          | Miscellaneous mfg                                   |           |                       |         |          |           |          |            |            |            |               |   |
|              | Number of employees                                 | 13 658    | 549                   | 620     | 1 161    | 2 515     | 1 759    | 3 645      | 3 409      | —          | —             | — |
|              | Payroll, annual (\$1,000)                           | 413 161   | 16 034                | 15 810  | 35 521   | 70 746    | 48 310   | 115 405    | 111 335    | —          | —             | — |
| <b>42</b>    | <b>WHOLESALE TRADE</b>                              |           |                       |         |          |           |          |            |            |            |               |   |
|              | Number of employees                                 | 126 473   | 7 457                 | 11 695  | 17 107   | 27 322    | 19 139   | 15 335     | 7 325      | (D)        | (D)           | — |
|              | Payroll, annual (\$1,000)                           | 4 896 122 | 293 256               | 437 193 | 665 294  | 1 131 017 | 823 138  | 732 281    | 344 731    | (D)        | (D)           | — |
| 423          | Merchant Wholesalers, Durable Goods                 |           |                       |         |          |           |          |            |            |            |               |   |
|              | Number of employees                                 | 62 207    | 4 124                 | 7 087   | 11 270   | 17 224    | 10 643   | (D)        | 2 311      | (D)        | —             | — |
|              | Payroll, annual (\$1,000)                           | 2 725 755 | 162 009               | 266 723 | 448 894  | 728 306   | 461 329  | (D)        | 110 521    | (D)        | —             | — |
| 424          | Merchant Wholesalers, Nondurable Goods              |           |                       |         |          |           |          |            |            |            |               |   |
|              | Number of employees                                 | 58 086    | 2 206                 | 3 698   | 5 203    | 9 354     | (D)      | (D)        | 3 605      | 3 006      | (D)           | — |
|              | Payroll, annual (\$1,000)                           | 1 946 120 | 76 420                | 124 922 | 189 558  | 367 441   | (D)      | (D)        | 198 668    | 92 716     | (D)           | — |
| 425          | Wholesale Electronic Markets and Agents and Brokers |           |                       |         |          |           |          |            |            |            |               |   |
|              | Number of employees                                 | 6 180     | 1 127                 | 910     | 634      | 744       | (D)      | (D)        | 1 409      | (D)        | —             | — |
|              | Payroll, annual (\$1,000)                           | 224 247   | 54 827                | 45 548  | 26 842   | 35 270    | (D)      | (D)        | 35 542     | (D)        | —             | — |
| <b>44-45</b> | <b>RETAIL TRADE</b>                                 |           |                       |         |          |           |          |            |            |            |               |   |
|              | Number of employees                                 | 316 214   | 20 580                | 42 273  | 51 447   | 58 311    | 43 058   | 61 600     | 32 967     | (D)        | (D)           | — |
|              | Payroll, annual (\$1,000)                           | 6 368 513 | 438 878               | 756 642 | 973 823  | 1 180 571 | 980 415  | 1 292 134  | 617 001    | (D)        | (D)           | — |
| 441          | Motor vehicle & parts dealers                       |           |                       |         |          |           |          |            |            |            |               |   |
|              | Number of employees                                 | 42 670    | 2 773                 | 4 819   | 7 453    | 9 942     | 9 791    | 6 774      | 1 118      | —          | —             | — |
|              | Payroll, annual (\$1,000)                           | 1 475 689 | 80 073                | 114 204 | 197 064  | 332 693   | 410 925  | 303 521    | 37 209     | —          | —             | — |
| 442          | Furniture & home furnishing stores                  |           |                       |         |          |           |          |            |            |            |               |   |
|              | Number of employees                                 | 11 023    | 1 287                 | 2 096   | 2 741    | 3 211     | (D)      | (D)        | —          | —          | —             | — |
|              | Payroll, annual (\$1,000)                           | 240 589   | 33 091                | 45 776  | 61 528   | 67 893    | (D)      | (D)        | —          | —          | —             | — |
| 443          | Electronics & appliance stores                      |           |                       |         |          |           |          |            |            |            |               |   |
|              | Number of employees                                 | 8 257     | (D)                   | 1 868   | (D)      | (D)       | 1 596    | (D)        | —          | —          | —             | — |
|              | Payroll, annual (\$1,000)                           | 176 021   | (D)                   | 35 539  | (D)      | (D)       | 34 597   | (D)        | —          | —          | —             | — |
| 444          | Bldg material & garden equip & supp dealers         |           |                       |         |          |           |          |            |            |            |               |   |
|              | Number of employees                                 | 28 666    | 1 985                 | 4 074   | 5 797    | 6 734     | 2 822    | 7 254      | —          | —          | —             | — |
|              | Payroll, annual (\$1,000)                           | 693 396   | 49 115                | 99 239  | 151 278  | 155 876   | 73 818   | 164 070    | —          | —          | —             | — |
| 445          | Food & beverage stores                              |           |                       |         |          |           |          |            |            |            |               |   |
|              | Number of employees                                 | 49 178    | 1 890                 | 2 784   | 4 046    | 8 636     | 10 445   | 19 713     | 1 664      | —          | —             | — |
|              | Payroll, annual (\$1,000)                           | 793 233   | 33 506                | 42 673  | 60 723   | 120 045   | 151 798  | 356 537    | 27 951     | —          | —             | — |
| 446          | Health & personal care stores                       |           |                       |         |          |           |          |            |            |            |               |   |
|              | Number of employees                                 | 17 656    | (D)                   | (D)     | 3 524    | 7 067     | (D)      | (D)        | —          | —          | —             | — |
|              | Payroll, annual (\$1,000)                           | 392 975   | (D)                   | (D)     | 85 839   | 145 246   | (D)      | (D)        | —          | —          | —             | — |

See footnotes at end of table.

**Table 3. The State—Employees and Annual Payroll by Employment-Size Class: 2003—Con.**

[Excludes most government employees, railroad employees, and self-employed persons. Size class 1 to 4 includes establishments with payroll, but no employees, during mid-March pay period. (D) denotes figures withheld to avoid disclosing data for individual companies; the data are included in broader industry totals. For explanation of terms, abbreviations, and data reliability/comparability, see introductory text]

| NAICS code   | Major group  | Total     | Employment-size class |         |          |          |          |            |            |            |               |         |
|--------------|--|-----------|-----------------------|---------|----------|----------|----------|------------|------------|------------|---------------|---------|
|              |  |           | 1 to 4                | 5 to 9  | 10 to 19 | 20 to 49 | 50 to 99 | 100 to 249 | 250 to 499 | 500 to 999 | 1,000 or more |         |
| <b>44-45</b> | <b>RETAIL TRADE—Con.</b>   |           |                       |         |          |          |          |            |            |            |               |         |
| 447          | Gasoline stations  |           |                       |         |          |          |          |            |            |            |               |         |
|              | Number of employees .....  | 27 562    | 1 975                 | 7 890   | 10 468   | 4 122    | 2 536    | 571        | —          | —          | —             | —       |
|              | Payroll, annual (\$1,000).....   | 393 932   | 39 953                | 115 559 | 145 210  | 53 320   | 32 530   | 7 360      | —          | —          | —             | —       |
| 448          | Clothing & clothing accessories stores                                   |           |                       |         |          |          |          |            |            |            |               |         |
|              | Number of employees .....  | 24 151    | (D)                   | 6 065   | 5 969    | 5 509    | 3 562    | (D)        | (D)        | —          | —             | —       |
|              | Payroll, annual (\$1,000).....   | 333 363   | (D)                   | 89 374  | 81 317   | 66 282   | 40 377   | (D)        | (D)        | —          | —             | —       |
| 451          | Sporting goods, hobby, book & music stores                               |           |                       |         |          |          |          |            |            |            |               |         |
|              | Number of employees .....  | 10 990    | 1 156                 | 1 765   | (D)      | 3 376    | (D)      | (D)        | (D)        | —          | —             | —       |
|              | Payroll, annual (\$1,000).....   | 153 966   | 18 732                | 25 647  | (D)      | 46 338   | (D)      | (D)        | (D)        | —          | —             | —       |
| 452          | General merchandise stores   |           |                       |         |          |          |          |            |            |            |               |         |
|              | Number of employees .....  | 64 866    | (D)                   | (D)     | (D)      | (D)      | (D)      | 22 460     | 27 925     | (D)        | —             | —       |
|              | Payroll, annual (\$1,000).....   | 1 104 171 | (D)                   | (D)     | (D)      | (D)      | (D)      | 372 864    | 508 865    | (D)        | —             | —       |
| 453          | Miscellaneous store retailers  |           |                       |         |          |          |          |            |            |            |               |         |
|              | Number of employees .....  | 17 811    | 3 004                 | 4 098   | 4 382    | 4 499    | 1 295    | 533        | —          | —          | —             | —       |
|              | Payroll, annual (\$1,000).....   | 263 932   | 47 716                | 56 703  | 61 789   | 70 468   | 20 424   | 6 832      | —          | —          | —             | —       |
| 454          | Nonstore retailers   |           |                       |         |          |          |          |            |            |            |               |         |
|              | Number of employees .....  | 13 384    | 1 599                 | 1 523   | 2 059    | 1 929    | 1 039    | 1 076      | (D)        | (D)        | (D)           | (D)     |
|              | Payroll, annual (\$1,000).....   | 347 246   | 33 649                | 37 656  | 53 204   | 59 107   | 40 935   | 29 296     | (D)        | (D)        | (D)           | (D)     |
| <b>48-49</b> | <b>TRANSPORTATION &amp; WAREHOUSING</b>                                  |           |                       |         |          |          |          |            |            |            |               |         |
|              | Number of employees .....  | 91 095    | 4 708                 | 4 758   | 6 876    | 13 591   | 10 872   | 17 197     | 8 961      | 7 963      | 16 169        | 16 169  |
|              | Payroll, annual (\$1,000).....   | 2 683 466 | 140 636               | 133 683 | 205 150  | 403 858  | 310 952  | 494 048    | 287 473    | 283 484    | 424 182       | 424 182 |
| 481          | Air transportation   |           |                       |         |          |          |          |            |            |            |               |         |
|              | Number of employees .....  | 12 807    | (D)                   | 76      | (D)      | (D)      | (D)      | (D)        | (D)        | (D)        | (D)           | (D)     |
|              | Payroll, annual (\$1,000).....   | 274 352   | (D)                   | 2 163   | (D)      | (D)      | (D)      | (D)        | (D)        | (D)        | (D)           | (D)     |
| 483          | Water transportation   |           |                       |         |          |          |          |            |            |            |               |         |
|              | Number of employees .....  | 452       | (D)                   | (D)     | (D)      | (D)      | (D)      | (D)        | —          | —          | —             | —       |
|              | Payroll, annual (\$1,000).....   | 23 199    | (D)                   | (D)     | (D)      | (D)      | (D)      | (D)        | —          | —          | —             | —       |
| 484          | Truck transportation   |           |                       |         |          |          |          |            |            |            |               |         |
|              | Number of employees .....  | 41 565    | 3 251                 | 2 838   | 3 835    | 6 901    | (D)      | 6 839      | 4 539      | 5 274      | (D)           | (D)     |
|              | Payroll, annual (\$1,000).....   | 1 387 384 | 90 029                | 72 291  | 115 182  | 217 685  | (D)      | 232 130    | 183 581    | 194 303    | (D)           | (D)     |
| 485          | Transit & ground passenger transportation                                |           |                       |         |          |          |          |            |            |            |               |         |
|              | Number of employees .....  | 9 886     | 175                   | 276     | 658      | 1 711    | 1 851    | 4 366      | 849        | —          | —             | —       |
|              | Payroll, annual (\$1,000).....   | 142 761   | 6 383                 | 3 301   | 9 316    | 23 154   | 24 747   | 62 902     | 12 958     | —          | —             | —       |
| 486          | Pipeline transportation  |           |                       |         |          |          |          |            |            |            |               |         |
|              | Number of employees .....  | (E)       | (D)                   | 50      | 100      | 93       | —        | —          | —          | —          | —             | —       |
|              | Payroll, annual (\$1,000).....   | (D)       | (D)                   | 3 428   | 6 342    | 5 711    | —        | —          | —          | —          | —             | —       |
| 487          | Scenic & sightseeing transportation                                      |           |                       |         |          |          |          |            |            |            |               |         |
|              | Number of employees .....  | (C)       | (D)                   | (D)     | (D)      | (D)      | —        | —          | —          | —          | —             | —       |
|              | Payroll, annual (\$1,000).....   | (D)       | (D)                   | (D)     | (D)      | (D)      | —        | —          | —          | —          | —             | —       |
| 488          | Transportation support activities  |           |                       |         |          |          |          |            |            |            |               |         |
|              | Number of employees .....  | 6 634     | 657                   | 822     | 933      | 1 691    | (D)      | (D)        | (D)        | —          | —             | —       |
|              | Payroll, annual (\$1,000).....   | 207 515   | 22 562                | 28 841  | 32 213   | 58 107   | (D)      | (D)        | (D)        | —          | —             | —       |
| 492          | Couriers & messengers  |           |                       |         |          |          |          |            |            |            |               |         |
|              | Number of employees .....  | 8 843     | 311                   | 247     | 418      | (D)      | (D)      | 2 055      | (D)        | —          | (D)           | (D)     |
|              | Payroll, annual (\$1,000).....   | 267 548   | 8 075                 | 7 314   | 12 880   | (D)      | (D)      | 61 127     | (D)        | —          | (D)           | (D)     |
| 493          | Warehousing & storage  |           |                       |         |          |          |          |            |            |            |               |         |
|              | Number of employees .....  | 10 377    | 191                   | 410     | 792      | 1 460    | 1 672    | 1 724      | 1 182      | (D)        | (D)           | (D)     |
|              | Payroll, annual (\$1,000).....   | 356 898   | 7 224                 | 14 354  | 25 906   | 46 880   | 53 686   | 61 227     | 30 451     | (D)        | (D)           | (D)     |
| <b>51</b>    | <b>INFORMATION</b>   |           |                       |         |          |          |          |            |            |            |               |         |
|              | Number of employees .....  | 79 986    | 2 182                 | 2 921   | 5 128    | 8 951    | 7 634    | 12 005     | 10 346     | 11 447     | 19 372        | 19 372  |
|              | Payroll, annual (\$1,000).....   | 3 754 952 | 102 482               | 123 360 | 202 387  | 323 556  | 361 575  | 553 206    | 497 536    | 617 680    | 973 170       | 973 170 |
| 511          | Publishing industries  |           |                       |         |          |          |          |            |            |            |               |         |
|              | Number of employees .....  | 25 195    | (D)                   | 809     | 1 308    | 2 285    | (D)      | 2 652      | 2 554      | (D)        | (D)           | (D)     |
|              | Payroll, annual (\$1,000).....   | 1 130 544 | (D)                   | 29 084  | 40 850   | 71 226   | (D)      | 95 288     | 110 553    | (D)        | (D)           | (D)     |
| 512          | Motion picture & sound recording industries                              |           |                       |         |          |          |          |            |            |            |               |         |
|              | Number of employees .....  | 3 719     | (D)                   | (D)     | 573      | (D)      | 589      | 757        | —          | —          | —             | —       |
|              | Payroll, annual (\$1,000).....   | 92 534    | (D)                   | (D)     | 11 278   | (D)      | 6 990    | 43 411     | —          | —          | —             | —       |
| 515          | Broadcasting (except Internet)   |           |                       |         |          |          |          |            |            |            |               |         |
|              | Number of employees .....  | 5 487     | (D)                   | (D)     | 495      | 1 284    | 1 220    | 1 879      | (D)        | —          | —             | —       |
|              | Payroll, annual (\$1,000).....   | 214 344   | (D)                   | (D)     | 10 288   | 39 545   | 46 449   | 100 863    | (D)        | —          | —             | —       |
| 516          | Internet Publishing and Broadcasting                                     |           |                       |         |          |          |          |            |            |            |               |         |
|              | Number of employees .....  | 81        | (D)                   | (D)     | (D)      | —        | —        | —          | —          | —          | —             | —       |
|              | Payroll, annual (\$1,000).....   | 2 301     | (D)                   | (D)     | (D)      | —        | —        | —          | —          | —          | —             | —       |
| 517          | Telecommunications   |           |                       |         |          |          |          |            |            |            |               |         |
|              | Number of employees .....  | 32 704    | (D)                   | 1 236   | 1 944    | 3 048    | (D)      | 4 896      | 4 467      | (D)        | (D)           | (D)     |
|              | Payroll, annual (\$1,000).....   | 1 731 931 | (D)                   | 63 239  | 110 861  | 158 414  | (D)      | 252 694    | 253 162    | (D)        | (D)           | (D)     |
| 518          | Internet Service Providers, Web Search Portals, and Data Processing Serv |           |                       |         |          |          |          |            |            |            |               |         |
|              | Number of employees .....  | 11 812    | (D)                   | 396     | 594      | (D)      | (D)      | 1 349      | (D)        | (D)        | (D)           | (D)     |
|              | Payroll, annual (\$1,000).....   | 559 725   | (D)                   | 17 743  | 25 058   | (D)      | (D)      | 52 096     | (D)        | (D)        | (D)           | (D)     |
| 519          | Other Information Services   |           |                       |         |          |          |          |            |            |            |               |         |
|              | Number of employees .....  | 988       | (D)                   | (D)     | (D)      | (D)      | 191      | 472        | —          | —          | —             | —       |
|              | Payroll, annual (\$1,000).....   | 23 573    | (D)                   | (D)     | (D)      | (D)      | 7 552    | 8 854      | —          | —          | —             | —       |

See footnotes at end of table.

**Table 3. The State—Employees and Annual Payroll by Employment-Size Class: 2003—Con.**

[Excludes most government employees, railroad employees, and self-employed persons. Size class 1 to 4 includes establishments with payroll, but no employees, during mid-March pay period. (D) denotes figures withheld to avoid disclosing data for individual companies; the data are included in broader industry totals. For explanation of terms, abbreviations, and data reliability/comparability, see introductory text]

| NAICS code | Major group  | Total     | Employment-size class |         |          |          |          |            |            |            |               |  |
|------------|--|-----------|-----------------------|---------|----------|----------|----------|------------|------------|------------|---------------|--|
|            |  |           | 1 to 4                | 5 to 9  | 10 to 19 | 20 to 49 | 50 to 99 | 100 to 249 | 250 to 499 | 500 to 999 | 1,000 or more |  |
| <b>52</b>  | <b>FINANCE &amp; INSURANCE</b>                           |           |                       |         |          |          |          |            |            |            |               |  |
|            | Number of employees .....                                | 139 847   | 10 918                | 11 714  | 15 987   | 18 660   | 10 773   | 16 990     | 9 418      | 21 736     | 23 651        |  |
|            | Payroll, annual (\$1,000).....                           | 6 619 593 | 437 737               | 399 959 | 624 576  | 872 679  | 602 884  | 835 833    | 473 141    | 1 030 045  | 1 342 739     |  |
| 521        | Monetary authorities - central bank                      |           |                       |         |          |          |          |            |            |            |               |  |
|            | Number of employees .....                                | (G)       | —                     | —       | —        | —        | —        | —          | —          | (D)        | (D)           |  |
|            | Payroll, annual (\$1,000).....                           | (D)       | —                     | —       | —        | —        | —        | —          | —          | (D)        | (D)           |  |
| 522        | Credit intermediation & related activities               |           |                       |         |          |          |          |            |            |            |               |  |
|            | Number of employees .....                                | 68 302    | 3 412                 | 7 282   | 11 632   | 12 515   | 4 879    | 7 258      | 3 915      | (D)        | (D)           |  |
|            | Payroll, annual (\$1,000).....                           | 2 775 835 | 127 758               | 223 304 | 397 720  | 481 937  | 219 065  | 335 238    | 212 662    | (D)        | (D)           |  |
| 523        | Security, commodity contracts & like activity            |           |                       |         |          |          |          |            |            |            |               |  |
|            | Number of employees .....                                | 18 811    | 1 819                 | (D)     | 881      | (D)      | 1 904    | 1 745      | 1 334      | (D)        | (D)           |  |
|            | Payroll, annual (\$1,000).....                           | 1 287 583 | 128 015               | (D)     | 69 190   | (D)      | 168 820  | 98 761     | 52 839     | (D)        | (D)           |  |
| 524        | Insurance carriers & related activities                  |           |                       |         |          |          |          |            |            |            |               |  |
|            | Number of employees .....                                | 48 340    | 5 661                 | (D)     | 3 422    | (D)      | 3 990    | 7 987      | 4 169      | 10 151     | 4 934         |  |
|            | Payroll, annual (\$1,000).....                           | 2 295 412 | 179 459               | (D)     | 156 027  | (D)      | 214 999  | 401 834    | 207 640    | 522 462    | 263 135       |  |
| 525        | Funds, trusts, & other financial vehicles (part)         |           |                       |         |          |          |          |            |            |            |               |  |
|            | Number of employees .....                                | (G)       | 26                    | (D)     | 52       | (D)      | —        | —          | —          | —          | (D)           |  |
|            | Payroll, annual (\$1,000).....                           | (D)       | 2 505                 | (D)     | 1 639    | (D)      | —        | —          | —          | —          | (D)           |  |
| <b>53</b>  | <b>REAL ESTATE &amp; RENTAL &amp; LEASING</b>            |           |                       |         |          |          |          |            |            |            |               |  |
|            | Number of employees .....                                | 41 298    | 7 060                 | 6 237   | 7 235    | 6 040    | 4 152    | (D)        | (D)        | (D)        | —             |  |
|            | Payroll, annual (\$1,000).....                           | 1 163 689 | 209 038               | 176 394 | 177 376  | 195 223  | 134 951  | (D)        | (D)        | (D)        | —             |  |
| 531        | Real estate  |           |                       |         |          |          |          |            |            |            |               |  |
|            | Number of employees .....                                | 27 192    | (D)                   | 3 725   | 3 307    | 3 922    | 3 112    | 3 609      | (D)        | (D)        | —             |  |
|            | Payroll, annual (\$1,000).....                           | 756 222   | (D)                   | 117 949 | 93 304   | 129 053  | 87 721   | 98 026     | (D)        | (D)        | —             |  |
| 532        | Rental & leasing services                                |           |                       |         |          |          |          |            |            |            |               |  |
|            | Number of employees .....                                | 13 371    | (D)                   | 2 487   | 3 762    | 2 004    | (D)      | (D)        | —          | (D)        | —             |  |
|            | Payroll, annual (\$1,000).....                           | 363 463   | (D)                   | 56 977  | 75 758   | 59 562   | (D)      | (D)        | —          | (D)        | —             |  |
| 533        | Lessors of other nonfinancial intangible asset           |           |                       |         |          |          |          |            |            |            |               |  |
|            | Number of employees .....                                | 735       | (D)                   | 25      | 166      | 114      | (D)      | —          | (D)        | —          | —             |  |
|            | Payroll, annual (\$1,000).....                           | 44 004    | (D)                   | 1 468   | 8 314    | 6 608    | (D)      | —          | (D)        | —          | —             |  |
| <b>54</b>  | <b>PROFESSIONAL, SCIENTIFIC &amp; TECHNICAL SERVICES</b> |           |                       |         |          |          |          |            |            |            |               |  |
|            | Number of employees .....                                | 126 216   | 13 874                | 13 782  | 16 780   | 19 907   | 12 785   | 17 267     | 9 184      | 5 072      | 17 565        |  |
|            | Payroll, annual (\$1,000).....                           | 5 843 031 | 515 722               | 499 081 | 673 384  | 941 219  | 646 749  | 974 060    | 516 433    | 339 933    | 736 450       |  |
| 541        | Professional, scientific & technical services            |           |                       |         |          |          |          |            |            |            |               |  |
|            | Number of employees .....                                | 126 216   | 13 874                | 13 782  | 16 780   | 19 907   | 12 785   | 17 267     | 9 184      | 5 072      | 17 565        |  |
|            | Payroll, annual (\$1,000).....                           | 5 843 031 | 515 722               | 499 081 | 673 384  | 941 219  | 646 749  | 974 060    | 516 433    | 339 933    | 736 450       |  |
| <b>55</b>  | <b>MANAGEMENT OF COMPANIES &amp; ENTERPRISES</b>         |           |                       |         |          |          |          |            |            |            |               |  |
|            | Number of employees .....                                | 65 147    | 704                   | 1 111   | 2 200    | 5 244    | 4 968    | 12 375     | 11 522     | 8 026      | 18 997        |  |
|            | Payroll, annual (\$1,000).....                           | 4 370 608 | 95 284                | 90 603  | 155 557  | 337 726  | 322 786  | 765 934    | 746 706    | 538 855    | 1 317 157     |  |
| 551        | Management of companies & enterprises                    |           |                       |         |          |          |          |            |            |            |               |  |
|            | Number of employees .....                                | 65 147    | 704                   | 1 111   | 2 200    | 5 244    | 4 968    | 12 375     | 11 522     | 8 026      | 18 997        |  |
|            | Payroll, annual (\$1,000).....                           | 4 370 608 | 95 284                | 90 603  | 155 557  | 337 726  | 322 786  | 765 934    | 746 706    | 538 855    | 1 317 157     |  |
| <b>56</b>  | <b>ADMIN, SUPPORT, WASTE MGT, REMEDIATION SERVICES</b>   |           |                       |         |          |          |          |            |            |            |               |  |
|            | Number of employees .....                                | 140 678   | 6 044                 | 6 798   | 9 826    | 15 494   | 17 988   | 27 439     | 15 835     | 13 254     | 28 000        |  |
|            | Payroll, annual (\$1,000).....                           | 3 367 791 | 187 601               | 166 547 | 262 221  | 403 254  | 452 008  | 590 690    | 289 450    | 262 346    | 753 674       |  |
| 561        | Administrative & support services                        |           |                       |         |          |          |          |            |            |            |               |  |
|            | Number of employees .....                                | 135 425   | 5 698                 | (D)     | 9 199    | 14 308   | 17 062   | 26 509     | (D)        | 13 254     | 28 000        |  |
|            | Payroll, annual (\$1,000).....                           | 3 183 633 | 178 120               | (D)     | 240 825  | 360 166  | 421 038  | 549 402    | (D)        | 262 346    | 753 674       |  |
| 562        | Waste management & remediation services                  |           |                       |         |          |          |          |            |            |            |               |  |
|            | Number of employees .....                                | 5 253     | 346                   | (D)     | 627      | 1 186    | 926      | 930        | (D)        | —          | —             |  |
|            | Payroll, annual (\$1,000).....                           | 184 158   | 9 481                 | (D)     | 21 396   | 43 088   | 30 970   | 41 288     | (D)        | —          | —             |  |
| <b>61</b>  | <b>EDUCATIONAL SERVICES</b>                              |           |                       |         |          |          |          |            |            |            |               |  |
|            | Number of employees .....                                | 65 692    | 1 018                 | 1 321   | 2 424    | 5 400    | 8 161    | 6 373      | 6 648      | 7 441      | 26 906        |  |
|            | Payroll, annual (\$1,000).....                           | 1 734 974 | 26 098                | 22 699  | 42 873   | 105 891  | 175 386  | 165 610    | 152 353    | 131 503    | 912 561       |  |
| 611        | Educational services                                     |           |                       |         |          |          |          |            |            |            |               |  |
|            | Number of employees .....                                | 65 692    | 1 018                 | 1 321   | 2 424    | 5 400    | 8 161    | 6 373      | 6 648      | 7 441      | 26 906        |  |
|            | Payroll, annual (\$1,000).....                           | 1 734 974 | 26 098                | 22 699  | 42 873   | 105 891  | 175 386  | 165 610    | 152 353    | 131 503    | 912 561       |  |

See footnotes at end of table.

**Table 3. The State—Employees and Annual Payroll by Employment-Size Class: 2003—Con.**

[Excludes most government employees, railroad employees, and self-employed persons. Size class 1 to 4 includes establishments with payroll, but no employees, during mid-March pay period. (D) denotes figures withheld to avoid disclosing data for individual companies; the data are included in broader industry totals. For explanation of terms, abbreviations, and data reliability/comparability, see introductory text]

| NAICS code | Major group  | Total      | Employment-size class |         |           |           |          |            |            |            |               |  |
|------------|--|------------|-----------------------|---------|-----------|-----------|----------|------------|------------|------------|---------------|--|
|            |  |            | 1 to 4                | 5 to 9  | 10 to 19  | 20 to 49  | 50 to 99 | 100 to 249 | 250 to 499 | 500 to 999 | 1,000 or more |  |
| <b>62</b>  | <b>HEALTH CARE AND SOCIAL ASSISTANCE</b>                 |            |                       |         |           |           |          |            |            |            |               |  |
|            | Number of employees .....                                | 340 985    | 11 657                | 21 656  | 28 633    | 40 512    | 45 000   | 49 324     | (D)        | 26 233     | (D)           |  |
|            | Payroll, annual (\$1,000) .....                          | 10 461 671 | 447 689               | 758 616 | 1 000 403 | 1 316 603 | 956 757  | 1 120 356  | (D)        | 825 945    | (D)           |  |
| 621        | Ambulatory health care services                          |            |                       |         |           |           |          |            |            |            |               |  |
|            | Number of employees .....                                | 93 882     | 8 640                 | 15 464  | 17 120    | 21 957    | 11 478   | 11 227     | 4 702      | 3 294      | -             |  |
|            | Payroll, annual (\$1,000) .....                          | 3 934 109  | 379 397               | 660 989 | 823 270   | 1 024 295 | 438 810  | 388 872    | 141 116    | 77 360     | -             |  |
| 622        | Hospitals  |            |                       |         |           |           |          |            |            |            |               |  |
|            | Number of employees .....                                | 132 496    | 13                    | (D)     | (D)       | (D)       | (D)      | 5 520      | 13 127     | 20 139     | (D)           |  |
|            | Payroll, annual (\$1,000) .....                          | 4 636 222  | 4 965                 | (D)     | (D)       | (D)       | (D)      | 157 417    | 402 941    | 682 754    | (D)           |  |
| 623        | Nursing & residential care facilities                    |            |                       |         |           |           |          |            |            |            |               |  |
|            | Number of employees .....                                | 66 569     | 583                   | (D)     | (D)       | (D)       | 23 151   | 24 623     | 4 555      | (D)        | -             |  |
|            | Payroll, annual (\$1,000) .....                          | 1 211 526  | 21 646                | (D)     | (D)       | (D)       | 384 847  | 466 651    | 94 031     | (D)        | -             |  |
| 624        | Social assistance  |            |                       |         |           |           |          |            |            |            |               |  |
|            | Number of employees .....                                | 48 038     | 2 421                 | (D)     | 7 861     | 11 832    | (D)      | 7 954      | (D)        | (D)        | -             |  |
|            | Payroll, annual (\$1,000) .....                          | 679 814    | 41 681                | (D)     | 116 809   | 181 770   | (D)      | 107 416    | (D)        | (D)        | -             |  |
| <b>71</b>  | <b>ARTS, ENTERTAINMENT &amp; RECREATION</b>              |            |                       |         |           |           |          |            |            |            |               |  |
|            | Number of employees .....                                | 35 521     | 1 654                 | (D)     | 3 329     | 7 027     | 5 024    | 4 433      | 2 526      | 5 176      | (D)           |  |
|            | Payroll, annual (\$1,000) .....                          | 1 118 736  | 46 135                | (D)     | 55 955    | 107 994   | 94 141   | 360 410    | 57 928     | 275 140    | (D)           |  |
| 711        | Performing arts, spectator sports & related industries   |            |                       |         |           |           |          |            |            |            |               |  |
|            | Number of employees .....                                | 7 801      | 488                   | (D)     | 487       | 1 013     | 948      | (D)        | (D)        | (D)        | (D)           |  |
|            | Payroll, annual (\$1,000) .....                          | 609 132    | 19 864                | (D)     | 12 606    | 24 440    | 22 749   | (D)        | (D)        | (D)        | (D)           |  |
| 712        | Museums, historical sites & like institutions            |            |                       |         |           |           |          |            |            |            |               |  |
|            | Number of employees .....                                | 2 248      | 124                   | 130     | 246       | 389       | 340      | (D)        | (D)        | -          | -             |  |
|            | Payroll, annual (\$1,000) .....                          | 53 716     | 2 191                 | 2 419   | 4 971     | 7 337     | 8 768    | (D)        | (D)        | -          | -             |  |
| 713        | Amusement, gambling & recreation industries              |            |                       |         |           |           |          |            |            |            |               |  |
|            | Number of employees .....                                | 25 472     | 1 042                 | (D)     | 2 596     | 5 625     | 3 736    | (D)        | (D)        | (D)        | (D)           |  |
|            | Payroll, annual (\$1,000) .....                          | 455 888    | 24 080                | (D)     | 38 378    | 76 217    | 62 624   | (D)        | (D)        | (D)        | (D)           |  |
| <b>72</b>  | <b>ACCOMMODATION &amp; FOOD SERVICES</b>                 |            |                       |         |           |           |          |            |            |            |               |  |
|            | Number of employees .....                                | 222 434    | 5 859                 | 11 663  | 31 300    | 79 139    | 55 980   | 23 154     | (D)        | (D)        | (D)           |  |
|            | Payroll, annual (\$1,000) .....                          | 2 706 747  | 140 989               | 130 577 | 328 906   | 817 393   | 601 704  | 287 644    | (D)        | (D)        | (D)           |  |
| 721        | Accommodation  |            |                       |         |           |           |          |            |            |            |               |  |
|            | Number of employees .....                                | 32 305     | 881                   | 1 238   | 3 616     | 5 551     | (D)      | 5 287      | 5 439      | (D)        | (D)           |  |
|            | Payroll, annual (\$1,000) .....                          | 604 115    | 22 755                | 18 488  | 48 305    | 77 310    | (D)      | 98 259     | 126 214    | (D)        | (D)           |  |
| 722        | Food services & drinking places                          |            |                       |         |           |           |          |            |            |            |               |  |
|            | Number of employees .....                                | 190 129    | 4 978                 | 10 425  | 27 684    | 73 588    | (D)      | 17 867     | (D)        | (D)        | -             |  |
|            | Payroll, annual (\$1,000) .....                          | 2 102 632  | 118 234               | 112 089 | 280 601   | 740 083   | (D)      | 189 385    | (D)        | (D)        | -             |  |
| <b>81</b>  | <b>OTHER SERVICES (EXCEPT PUBLIC ADMINISTRATION)</b>     |            |                       |         |           |           |          |            |            |            |               |  |
|            | Number of employees .....                                | 121 018    | 19 288                | 22 256  | 22 068    | 23 289    | 13 265   | 12 496     | 5 289      | (D)        | (D)           |  |
|            | Payroll, annual (\$1,000) .....                          | 2 399 377  | 356 982               | 410 548 | 423 360   | 468 886   | 280 588  | 244 742    | 130 282    | (D)        | (D)           |  |
| 811        | Repair & maintenance                                     |            |                       |         |           |           |          |            |            |            |               |  |
|            | Number of employees .....                                | 27 233     | 6 171                 | 6 884   | 5 972     | 4 257     | 1 625    | (D)        | (D)        | -          | (D)           |  |
|            | Payroll, annual (\$1,000) .....                          | 703 547    | 144 794               | 176 519 | 159 938   | 124 304   | 39 261   | (D)        | (D)        | -          | (D)           |  |
| 812        | Personal & laundry services                              |            |                       |         |           |           |          |            |            |            |               |  |
|            | Number of employees .....                                | 27 753     | 4 609                 | 5 852   | 5 830     | 5 091     | 2 789    | (D)        | (D)        | -          | -             |  |
|            | Payroll, annual (\$1,000) .....                          | 498 721    | 74 297                | 85 763  | 94 276    | 89 685    | 65 055   | (D)        | (D)        | -          | -             |  |
| 813        | Religious, grantmaking, civic, prof & like organizations |            |                       |         |           |           |          |            |            |            |               |  |
|            | Number of employees .....                                | 66 032     | 8 508                 | 9 520   | 10 266    | 13 941    | 8 851    | 9 234      | (D)        | (D)        | -             |  |
|            | Payroll, annual (\$1,000) .....                          | 1 197 109  | 137 891               | 148 266 | 169 146   | 254 897   | 176 272  | 163 870    | (D)        | (D)        | -             |  |
| <b>99</b>  | <b>UNCLASSIFIED ESTABLISHMENTS</b>                       |            |                       |         |           |           |          |            |            |            |               |  |
|            | Number of employees .....                                | 2 935      | (D)                   | (D)     | (D)       | (D)       | -        | -          | -          | -          | -             |  |
|            | Payroll, annual (\$1,000) .....                          | 32 640     | (D)                   | (D)     | (D)       | (D)       | -        | -          | -          | -          | -             |  |

Note: Employment-size classes are indicated as follows: A—0 to 19; B—20 to 99; C—100 to 249; E—250 to 499; F—500 to 999; G—1,000 to 2,499; H—2,500 to 4,999; I—5,000 to 9,999; J—10,000 to 24,999; K—25,000 to 49,999; L—50,000 to 99,999; M—100,000 or more.

**Table 4. The State—Establishments With 1,000 Employees or More by Major Group and Employment-Size Class: 2003**

[Excludes most government employees, railroad employees, and self-employed persons. For explanation of terms, abbreviations, and data reliability/comparability, see introductory text]

| NAICS code   | Major group  | Total number of establishments | Number of establishments by employment-size class |                |                |               |
|--------------|--|--------------------------------|---|----------------|----------------|---------------|
|              |  |                                | 1,000 to 1,499                                    | 1,500 to 2,499 | 2,500 to 4,999 | 5,000 or more |
|              | <b>Total</b> .....   | <b>151</b>                     | <b>62</b>   | <b>50</b>      | <b>30</b>      | <b>9</b>      |
| <b>22</b>    | <b>Utilities</b> .....   | <b>1</b>                       | <b>1</b>  | —              | —              | —             |
| 221          | Utilities .....  | 1                              | 1   | —              | —              | —             |
| <b>23</b>    | <b>Construction</b> .....  | <b>6</b>                       | <b>2</b>  | <b>3</b>       | <b>1</b>       | —             |
| 236          | Construction of Buildings .....  | 4                              | 1   | 2              | 1              | —             |
| 237          | Heavy and Civil Engineering Construction .....                                 | 1                              | 1   | —              | —              | —             |
| 238          | Specialty Trade Contractors .....  | 1                              | —   | 1              | —              | —             |
| <b>31-33</b> | <b>Manufacturing</b> .....   | <b>29</b>                      | <b>16</b>   | <b>6</b>       | <b>5</b>       | <b>2</b>      |
| 311          | Food mfg .....   | 5                              | 4   | 1              | —              | —             |
| 312          | Beverage & tobacco product mfg .....   | 1                              | —   | 1              | —              | —             |
| 322          | Paper mfg .....  | 1                              | 1   | —              | —              | —             |
| 326          | Plastics & rubber products mfg .....   | 2                              | 2   | —              | —              | —             |
| 331          | Primary metal mfg .....  | 1                              | 1   | —              | —              | —             |
| 332          | Fabricated metal product mfg .....   | 3                              | 1   | 2              | —              | —             |
| 333          | Machinery mfg .....  | 6                              | 3   | 2              | 1              | —             |
| 334          | Computer & electronic product mfg .....  | 2                              | 2   | —              | —              | —             |
| 336          | Transportation equipment mfg .....   | 2                              | —   | —              | 4              | 2             |
| 337          | Furniture & related product mfg .....  | 2                              | 2   | —              | —              | —             |
| <b>42</b>    | <b>Wholesale trade</b> .....   | <b>1</b>                       | —   | —              | —              | <b>1</b>      |
| 424          | Merchant Wholesalers, Nondurable Goods .....                                   | 1                              | —   | —              | —              | 1             |
| <b>44-45</b> | <b>Retail trade</b> .....  | <b>1</b>                       | —   | <b>1</b>       | —              | —             |
| 454          | Nonstore retailers .....   | 1                              | —   | 1              | —              | —             |
| <b>48-49</b> | <b>Transportation &amp; warehousing</b> .....                                  | <b>6</b>                       | <b>2</b>  | <b>2</b>       | <b>1</b>       | <b>1</b>      |
| 481          | Air transportation .....   | 2                              | —   | 1              | —              | 1             |
| 484          | Truck transportation .....   | 2                              | 1   | 1              | —              | —             |
| 492          | Couriers & messengers .....  | 1                              | —   | —              | 1              | —             |
| 493          | Warehousing & storage .....  | 1                              | 1   | —              | —              | —             |
| <b>51</b>    | <b>Information</b> .....   | <b>10</b>                      | <b>4</b>  | <b>4</b>       | <b>2</b>       | —             |
| 511          | Publishing industries .....  | 6                              | 2   | 3              | 1              | —             |
| 517          | Telecommunications .....   | 3                              | 2   | 1              | —              | —             |
| 518          | Internet Service Providers, Web Search Portals, and Data Processing Serv ..... | 1                              | —   | —              | 1              | —             |
| <b>52</b>    | <b>Finance &amp; insurance</b> .....   | <b>12</b>                      | <b>6</b>  | <b>3</b>       | <b>2</b>       | <b>1</b>      |
| 521          | Monetary authorities - central bank .....                                      | 1                              | 1   | —              | —              | —             |
| 522          | Credit intermediation & related activities .....                               | 4                              | 1   | 2              | 1              | —             |
| 523          | Security, commodity contracts & like activity .....                            | 2                              | —   | —              | 1              | 1             |
| 524          | Insurance carriers & related activities .....                                  | 4                              | 4   | —              | —              | —             |
| 525          | Funds, trusts, & other financial vehicles (part) .....                         | 1                              | —   | 1              | —              | —             |
| <b>54</b>    | <b>Professional, scientific &amp; technical services</b> .....                 | <b>8</b>                       | <b>4</b>  | <b>1</b>       | <b>3</b>       | —             |
| 541          | Professional, scientific & technical services .....                            | 8                              | 4   | 1              | 3              | —             |
| <b>55</b>    | <b>Management of companies &amp; enterprises</b> .....                         | <b>10</b>                      | <b>4</b>  | <b>4</b>       | <b>2</b>       | —             |
| 551          | Management of companies & enterprises .....                                    | 10                             | 4   | 4              | 2              | —             |
| <b>56</b>    | <b>Admin, support, waste mgt, remediation services</b> .....                   | <b>15</b>                      | <b>7</b>  | <b>4</b>       | <b>4</b>       | —             |
| 561          | Administrative & support services .....  | 15                             | 7   | 4              | 4              | —             |
| <b>61</b>    | <b>Educational services</b> .....  | <b>7</b>                       | <b>2</b>  | <b>2</b>       | <b>2</b>       | <b>1</b>      |
| 611          | Educational services .....   | 7                              | 2   | 2              | 2              | 1             |
| <b>62</b>    | <b>Health care and social assistance</b> .....                                 | <b>38</b>                      | <b>11</b>   | <b>16</b>      | <b>8</b>       | <b>3</b>      |
| 622          | Hospitals .....  | 38                             | 11  | 16             | 8              | 3             |
| <b>71</b>    | <b>Arts, entertainment &amp; recreation</b> .....                              | <b>3</b>                       | <b>2</b>  | <b>1</b>       | —              | —             |
| 711          | Performing arts, spectator sports & related industries .....                   | 1                              | 1   | —              | —              | —             |
| 713          | Amusement, gambling & recreation industries .....                              | 2                              | 1   | 1              | —              | —             |
| <b>72</b>    | <b>Accommodation &amp; food services</b> .....                                 | <b>3</b>                       | —   | <b>3</b>       | —              | —             |
| 721          | Accommodation .....  | 3                              | —   | 3              | —              | —             |
| <b>81</b>    | <b>Other services (except public administration)</b> .....                     | <b>1</b>                       | <b>1</b>  | —              | —              | —             |
| 811          | Repair & maintenance .....   | 1                              | 1   | —              | —              | —             |



**Table 5. The State—Employees, Payroll, and Establishments by County: 2003 and 2002**

[Excludes most government employees, railroad employees, and self-employed persons. (D) denotes figures withheld to avoid disclosing data for individual companies; the data are included in broader industry totals. For explanation of terms, abbreviations, and data reliability/comparability, see introductory text]

| County               | 2003                     |   |                   |                   | 2002                     |   |                   |                   |
|----------------------|--------------------------|---|-------------------|-------------------|--------------------------|---|-------------------|-------------------|
|                      | Number of establishments | Number of employees for week including March 12 | Payroll (\$1,000) |                   | Number of establishments | Number of employees for week including March 12 | Payroll (\$1,000) |                   |
|                      |                          |   | First quarter     | Annual            |                          |   | First quarter     | Annual            |
| <b>Total</b> .....   | <b>150 415</b>           | <b>2 387 761</b>                                | <b>18 468 771</b> | <b>75 594 931</b> | <b>147 977</b>           | <b>2 354 230</b>                                | <b>18 313 401</b> | <b>74 124 495</b> |
| Adair .....          | 705                      | 8 373   | 46 779            | 184 785           | 658                      | 7 974   | 43 987            | 183 678           |
| Andrew .....         | 240                      | 1 690   | 6 906             | 32 032            | 239                      | 1 541   | 6 622             | 31 130            |
| Atchison .....       | 241                      | 1 779   | 7 866             | 34 005            | 228                      | 1 611   | 6 998             | 29 921            |
| Audrain .....        | 608                      | 7 610   | 44 329            | 180 030           | 633                      | 7 576   | 44 240            | 172 484           |
| Barry .....          | 872                      | 14 204  | 91 460            | 394 875           | 866                      | 13 882  | 89 784            | 370 831           |
| Barton .....         | 290                      | 4 624   | 25 895            | 113 671           | 290                      | 4 870   | 27 073            | 117 528           |
| Bates .....          | 415                      | 3 001   | 13 702            | 57 792            | 405                      | 3 032   | 13 367            | 56 884            |
| Benton .....         | 421                      | 2 554   | 10 294            | 46 545            | 387                      | 2 359   | 9 975             | 42 558            |
| Bollinger .....      | 216                      | 1 374   | 5 470             | 23 905            | 208                      | 1 379   | 5 464             | 23 495            |
| Boone .....          | 3 970                    | 63 506  | 418 746           | 1 774 533         | 3 857                    | 62 578  | 400 277           | 1 674 102         |
| Buchanan .....       | 2 496                    | 39 061  | 261 074           | 1 093 244         | 2 415                    | 38 675  | 244 621           | 1 025 764         |
| Butler .....         | 1 206                    | 15 841  | 86 095            | 360 339           | 1 159                    | 15 800  | 85 374            | 364 010           |
| Caldwell .....       | 184                      | 928   | 4 387             | 19 018            | 182                      | 959   | 4 236             | 19 636            |
| Callaway .....       | 685                      | 9 913   | 66 709            | 270 860           | 673                      | 9 643   | 65 155            | 272 678           |
| Camden .....         | 1 497                    | 12 286  | 64 025            | 293 490           | 1 476                    | 12 534  | 60 981            | 276 187           |
| Cape Girardeau ..... | 2 400                    | 37 183  | 246 770           | 1 023 749         | 2 371                    | 36 461  | 230 110           | 943 415           |
| Carroll .....        | 242                      | 1 843   | 7 941             | 36 846            | 244                      | 1 944   | 8 369             | 36 935            |
| Carter .....         | 188                      | 996   | 3 808             | 17 942            | 169                      | 926   | 3 468             | 16 400            |
| Cass .....           | 1 886                    | 17 652  | 94 156            | 412 356           | 1 835                    | 16 343  | 86 409            | 374 025           |
| Cedar .....          | 395                      | 2 590   | 12 350            | 50 012            | 345                      | 2 320   | 11 016            | 46 124            |
| Chariton .....       | 210                      | 1 153   | 5 232             | 22 615            | 206                      | 1 116   | 5 089             | 22 024            |
| Christian .....      | 1 332                    | 11 115  | 52 673            | 230 977           | 1 330                    | 11 162  | 55 098            | 233 327           |
| Clark .....          | 139                      | 910   | 4 001             | 17 398            | 146                      | 917   | 3 925             | 16 602            |
| Clay .....           | 4 869                    | 82 831  | 707 805           | 2 932 197         | 4 821                    | 81 648  | 664 030           | 2 785 566         |
| Clinton .....        | 467                      | 4 201   | 19 164            | 83 621            | 462                      | 4 105   | 17 916            | 80 014            |
| Cole .....           | 2 301                    | 36 204  | 239 555           | 1 014 305         | 2 246                    | 36 955  | 234 147           | 986 341           |
| Cooper .....         | 454                      | 4 387   | 20 190            | 84 408            | 435                      | 4 259   | 18 829            | 78 185            |
| Crawford .....       | 568                      | 4 956   | 26 210            | 104 390           | 531                      | 4 902   | 23 402            | 100 293           |
| Dade .....           | 158                      | 1 429   | 6 507             | 28 948            | 150                      | 1 491   | 6 401             | 27 390            |
| Dallas .....         | 256                      | 2 508   | 8 504             | 36 451            | 251                      | 2 516   | 8 585             | 36 782            |
| Daviess .....        | 179                      | 921   | 4 348             | 19 061            | 168                      | 883   | 4 128             | 19 046            |
| De Kalb .....        | 200                      | 1 297   | 5 649             | 25 708            | 197                      | 1 224   | 5 543             | 24 606            |
| Dent .....           | 426                      | 3 482   | 18 301            | 79 624            | 407                      | 3 627   | 18 756            | 78 616            |
| Douglas .....        | 216                      | 1 888   | 8 056             | 33 444            | 204                      | 1 908   | 7 504             | 30 490            |
| Dunklin .....        | 796                      | 8 442   | 39 487            | 170 292           | 807                      | 7 844   | 37 258            | 161 039           |
| Franklin .....       | 2 614                    | 31 669  | 200 187           | 851 755           | 2 551                    | 31 362  | 193 006           | 826 371           |
| Gasconade .....      | 454                      | 4 513   | 22 672            | 96 701            | 443                      | 4 206   | 21 501            | 92 611            |
| Gentry .....         | 192                      | 1 732   | 8 223             | 33 046            | 205                      | 1 775   | 8 141             | 34 440            |
| Greene .....         | 7 868                    | 139 363   | 882 401           | 3 701 117         | 7 786                    | 135 133   | 847 449           | 3 555 711         |
| Grundy .....         | 257                      | 3 004   | 13 874            | 63 136            | 267                      | 3 221   | 14 203            | 65 608            |
| Harrison .....       | 233                      | 2 096   | 8 685             | 37 734            | 241                      | 2 138   | 9 017             | 39 737            |
| Henry .....          | 701                      | 6 987   | 40 290            | 168 103           | 672                      | 6 960   | 42 058            | 171 046           |
| Hickory .....        | 167                      | 757   | 2 624             | 11 735            | 172                      | 688   | 2 611             | 11 606            |
| Holt .....           | 136                      | 822   | 3 853             | 17 731            | 134                      | 885   | 3 901             | 18 172            |
| Howard .....         | 202                      | 1 704   | 7 146             | 34 189            | 206                      | 1 643   | 6 907             | 34 248            |
| Howell .....         | 1 092                    | 13 353  | 68 576            | 279 803           | 1 070                    | 12 982  | 65 155            | 270 998           |
| Iron .....           | 346                      | 2 088   | 11 039            | 46 662            | 328                      | 1 977   | 10 749            | 43 687            |
| Jackson .....        | 17 951                   | 353 635   | 3 184 545         | 12 587 625        | 17 844                   | 360 416   | 3 324 250         | 12 919 545        |
| Jasper .....         | 3 267                    | 52 564  | 331 020           | 1 395 120         | 3 214                    | 51 228  | 314 333           | 1 338 024         |
| Jefferson .....      | 3 729                    | 35 998  | 209 742           | 933 825           | 3 632                    | 36 378  | 206 248           | 887 423           |
| Johnson .....        | 903                      | 9 895   | 47 416            | 212 513           | 887                      | 9 572   | 46 903            | 209 378           |
| Knox .....           | 129                      | 770   | 3 135             | 14 246            | 119                      | 676   | 2 866             | 13 289            |
| Laclede .....        | 866                      | 11 512  | 64 124            | 260 959           | 862                      | 11 735  | 65 385            | 271 018           |
| Lafayette .....      | 816                      | 6 908   | 31 311            | 139 347           | 805                      | 7 012   | 31 285            | 133 176           |
| Lawrence .....       | 665                      | 6 836   | 38 664            | 164 796           | 653                      | 6 944   | 38 389            | 163 429           |
| Lewis .....          | 203                      | 1 761   | 8 812             | 37 076            | 207                      | 1 990   | 10 162            | 40 414            |
| Lincoln .....        | 847                      | 8 039   | 48 526            | 217 821           | 823                      | 7 855   | 50 408            | 212 659           |
| Linn .....           | 416                      | 4 385   | 24 002            | 103 050           | 379                      | 4 424   | 22 963            | 96 091            |
| Livingston .....     | 430                      | 5 031   | 25 345            | 107 963           | 430                      | 4 989   | 25 669            | 106 903           |
| McDonald .....       | 339                      | 5 070   | 26 414            | 115 949           | 338                      | 4 800   | 23 527            | 103 074           |
| Macon .....          | 399                      | 3 499   | 17 015            | 72 355            | 393                      | 3 263   | 15 093            | 64 020            |
| Madison .....        | 278                      | 2 714   | 11 142            | 46 997            | 279                      | 2 594   | 11 263            | 44 055            |
| Maries .....         | 154                      | 1 184   | 5 730             | 25 568            | 156                      | 1 133   | 5 708             | 24 698            |
| Marion .....         | 917                      | 11 778  | 67 934            | 285 864           | 897                      | 11 005  | 62 698            | 268 022           |
| Mercer .....         | 76                       | 429   | 2 041             | 8 378             | 81                       | 418   | 2 166             | 8 754             |
| Miller .....         | 775                      | 6 834   | 33 594            | 151 922           | 761                      | 6 518   | 33 693            | 150 205           |
| Mississippi .....    | 274                      | 2 389   | 11 348            | 49 046            | 270                      | 2 731   | 13 059            | 51 243            |
| Moniteau .....       | 355                      | 2 846   | 15 328            | 59 214            | 347                      | 2 866   | 14 591            | 58 852            |
| Monroe .....         | 224                      | 2 388   | 10 415            | 44 510            | 214                      | 2 333   | 10 364            | 43 757            |
| Montgomery .....     | 315                      | 2 405   | 11 808            | 52 224            | 324                      | 2 538   | 13 245            | 56 038            |
| Morgan .....         | 522                      | 3 327   | 14 658            | 61 734            | 492                      | 2 962   | 13 287            | 60 027            |
| New Madrid .....     | 327                      | 5 109   | 34 413            | 137 438           | 335                      | 4 916   | 33 030            | 131 788           |
| Newton .....         | 1 074                    | 15 666  | 99 819            | 407 751           | 1 034                    | 15 443  | 94 919            | 379 091           |
| Nodaway .....        | 527                      | 7 213   | 37 932            | 158 974           | 522                      | 7 378   | 37 977            | 159 698           |
| Oregon .....         | 221                      | 1 682   | 6 996             | 29 241            | 222                      | 1 637   | 6 607             | 28 352            |
| Osage .....          | 286                      | 2 658   | 13 812            | 61 294            | 280                      | 2 646   | 14 651            | 62 646            |
| Ozark .....          | 173                      | 961   | 3 644             | 15 867            | 164                      | 986   | 3 556             | 15 089            |
| Pemiscot .....       | 372                      | 4 395   | 21 373            | 88 105            | 358                      | 4 420   | 21 790            | 89 061            |
| Perry .....          | 496                      | 7 776   | 47 979            | 206 027           | 489                      | 7 835   | 44 644            | 192 840           |
| Pettis .....         | 1 066                    | 17 025  | 95 219            | 421 860           | 1 069                    | 16 702  | 95 264            | 393 741           |
| Phelps .....         | 1 169                    | 13 876  | 72 146            | 306 378           | 1 137                    | 13 484  | 68 055            | 290 177           |
| Pike .....           | 431                      | 4 149   | 24 931            | 100 813           | 415                      | 4 115   | 23 442            | 96 786            |
| Platte .....         | 2 021                    | 38 084  | 298 871           | 1 111 144         | 1 956                    | 37 436  | 295 050           | 1 074 573         |
| Polk .....           | 641                      | 7 501   | 34 896            | 146 084           | 638                      | 7 201   | 34 253            | 139 554           |
| Pulaski .....        | 736                      | 7 309   | 33 008            | 143 556           | 713                      | 6 826   | 30 999            | 135 003           |
| Putnam .....         | 108                      | 752   | 2 986             | 11 288            | 105                      | 646   | 2 430             | 10 371            |
| Ralls .....          | 164                      | 1 849   | 12 577            | 53 848            | 153                      | 1 815   | 12 127            | 53 211            |
| Randolph .....       | 652                      | 8 593   | 50 201            | 196 819           | 611                      | 7 808   | 43 107            | 180 664           |
| Ray .....            | 397                      | 3 551   | 16 908            | 71 377            | 423                      | 3 610   | 17 372            | 73 614            |
| Reynolds .....       | 234                      | 1 476   | 7 130             | 31 431            | 201                      | 1 424   | 7 569             | 32 650            |

See footnotes at end of table.

**Table 5. The State—Employees, Payroll, and Establishments by County: 2003 and 2002—Con.**

[Excludes most government employees, railroad employees, and self-employed persons. (D) denotes figures withheld to avoid disclosing data for individual companies; the data are included in broader industry totals. For explanation of terms, abbreviations, and data reliability/comparability, see introductory text]

| County                 | 2003                     |   |                   |                | 2002                     |   |                   |            |
|------------------------|--------------------------|---|-------------------|----------------|--------------------------|---|-------------------|------------|
|                        | Number of establishments | Number of employees for week including March 12 | Payroll (\$1,000) |                | Number of establishments | Number of employees for week including March 12 | Payroll (\$1,000) |            |
|                        |                          |   | First quarter     | Annual         |                          |   | First quarter     | Annual     |
| Ripley .....           | 294                      | 2 420   | 9 162             | 39 587         | 280                      | 2 412   | 9 479             | 40 254     |
| St. Charles .....      | 6 931                    | 105 967   | 811 745           | 3 336 201      | 6 687                    | 100 342   | 740 193           | 3 049 896  |
| St. Clair .....        | 192                      | 1 481   | 6 239             | 26 396         | 179                      | 1 433   | 5 573             | 23 068     |
| Ste. Genevieve .....   | 393                      | 4 628   | 29 522            | 131 199        | 402                      | 4 796   | 26 566            | 121 884    |
| St. Francois .....     | 1 349                    | 18 225  | 94 651            | 403 945        | 1 339                    | 17 495  | 87 590            | 377 741    |
| St. Louis .....        | 29 633                   | 573 658   | 5 214 719         | 21 281 302     | 29 974                   | 570 586   | 5 218 465         | 20 999 443 |
| Saline .....           | 570                      | 7 232   | 37 897            | 162 190        | 574                      | 6 618   | 34 303            | 140 641    |
| Schuyler .....         | 105                      | 393   | 1 774             | 8 349          | 94                       | (E)   | (D)               | (D)        |
| Scotland .....         | 154                      | 787   | 3 521             | 15 213         | 147                      | 706   | 2 627             | 11 501     |
| Scott .....            | 1 205                    | 14 929  | 81 009            | 348 117        | 1 198                    | 14 455  | 77 010            | 330 170    |
| Shannon .....          | 164                      | 1 127   | 5 127             | 19 545         | 152                      | 1 099   | 4 202             | 17 059     |
| Shelby .....           | 205                      | 1 333   | 5 764             | 25 255         | 194                      | 1 290   | 5 843             | 25 239     |
| Stoddard .....         | 747                      | 8 739   | 44 150            | 186 801        | 736                      | 8 397   | 42 634            | 179 892    |
| Stone .....            | 684                      | 5 592   | 22 446            | 113 615        | 662                      | 5 195   | 23 116            | 110 615    |
| Sullivan .....         | 174                      | 1 895   | 10 626            | 45 206         | 143                      | 1 962   | 10 673            | 44 901     |
| Taney .....            | 1 710                    | 19 422  | 90 344            | 454 636        | 1 685                    | 18 351  | 87 576            | 445 564    |
| Texas .....            | 507                      | 4 476   | 21 338            | 89 005         | 494                      | 4 283   | 21 230            | 89 940     |
| Vernon .....           | 572                      | 5 591   | 30 149            | 125 218        | 536                      | 5 559   | 29 760            | 119 162    |
| Warren .....           | 575                      | 6 135   | 32 790            | 142 755        | 571                      | 5 740   | 32 519            | 133 576    |
| Washington .....       | 490                      | 3 002   | 12 611            | 55 435         | 448                      | 2 837   | 11 523            | 50 148     |
| Wayne .....            | 326                      | 1 768   | 6 655             | 29 178         | 316                      | 1 819   | 7 466             | 31 948     |
| Webster .....          | 645                      | 4 879   | 25 830            | 110 152        | 632                      | 4 701   | 24 487            | 103 609    |
| Worth .....            | 64                       | 236   | 845               | 3 702          | 62                       | (C)   | (D)               | (D)        |
| Wright .....           | 423                      | 3 583   | 16 212            | 68 796         | 401                      | 3 487   | 15 358            | 64 193     |
| St. Louis (IC) .....   | 10 322                   | 272 841   | 2 661 403         | 10 553 762     | 9 725                    | 264 242   | 2 700 082         | 10 551 290 |
| <b>Statewide .....</b> | <b>46</b>                | <b>4 780</b>                                    | <b>79 318</b>     | <b>326 794</b> | <b>38</b>                | <b>(H)</b>                                      | <b>(D)</b>        | <b>(D)</b> |

Note: Employment-size classes are indicated as follows: A—0 to 19; B—20 to 99; C—100 to 249; E—250 to 499; F—500 to 999; G—1,000 to 2,499; H—2,500 to 4,999; I—5,000 to 9,999; J—10,000 to 24,999; K—25,000 to 49,999; L—50,000 to 99,999; M—100,000 or more.

**Table 6. Counties—Employees, Payroll, and Establishments by Industry: 2003**

[Excludes most government employees, railroad employees, and self-employed persons. Size class 1 to 4 includes establishments with payroll, but no employees, during mid-March pay period. (D) denotes figures withheld to avoid disclosing data for individual companies; the data are included in broader industry totals. Detailed industries with 100 or more employees are shown if industry was not a (D). For explanation of terms, abbreviations, and data reliability/comparability, see introductory text]

| NAICS code | Industry   | Number of employees for week including March 12 | Payroll (\$1,000) |                | Total number of establishments | Number of establishments by employment-size class |            |           |           |          |            |            |            |               |  |
|------------|--|---|-------------------|----------------|--------------------------------|---|------------|-----------|-----------|----------|------------|------------|------------|---------------|--|
|            |  |   | First quarter     | Annual         |                                | 1 to 4  | 5 to 9     | 10 to 19  | 20 to 49  | 50 to 99 | 100 to 249 | 250 to 499 | 500 to 999 | 1,000 or more |  |
|            | <b>ADAIR</b>   |   |                   |                |                                |   |            |           |           |          |            |            |            |               |  |
|            | <b>Total</b> .....   | <b>8 373</b>                                    | <b>46 779</b>     | <b>184 785</b> | <b>705</b>                     | <b>426</b>  | <b>118</b> | <b>84</b> | <b>57</b> | <b>9</b> | <b>5</b>   | <b>5</b>   | <b>1</b>   | <b>-</b>      |  |
| 22         | <b>Utilities</b> .....   | (B)   | (D)               | (D)            | 2                              | -   | 1          | -         | 1         | -        | -          | -          | -          | -             |  |
| 23         | <b>Construction</b> .....                                      | 222   | 1 286             | 6 621          | 54                             | 36  | 12         | 5         | 1         | -        | -          | -          | -          | -             |  |
| 238        | Specialty Trade Contractors .....                              | 109   | 600               | 3 085          | 33                             | 24  | 7          | 2         | -         | -        | -          | -          | -          | -             |  |
| 31-33      | <b>Manufacturing</b> .....                                     | <b>1 339</b>                                    | <b>10 836</b>     | <b>33 885</b>  | <b>11</b>                      | <b>2</b>  | <b>2</b>   | <b>3</b>  | <b>-</b>  | <b>-</b> | <b>1</b>   | <b>3</b>   | <b>-</b>   | <b>-</b>      |  |
| 311        | Food mfg .....   | (E)   | (D)               | (D)            | 2                              | -   | -          | 1         | -         | -        | -          | 1          | -          | -             |  |
| 3116       | Animal slaughtering & processing .....                         | (E)   | (D)               | (D)            | 1                              | -   | -          | -         | -         | -        | -          | 1          | -          | -             |  |
| 31161      | Animal slaughtering & processing .....                         | (E)   | (D)               | (D)            | 1                              | -   | -          | -         | -         | -        | -          | 1          | -          | -             |  |
| 323        | Printing & related support activities .....                    | 330   | 1 808             | 3 567          | 4                              | 1   | -          | 2         | -         | -        | -          | 1          | -          | -             |  |
| 3231       | Printing & related support activities .....                    | 330   | 1 808             | 3 567          | 4                              | 1   | -          | 2         | -         | -        | -          | 1          | -          | -             |  |
| 32311      | Printing .....   | 330   | 1 808             | 3 567          | 4                              | 1   | -          | 2         | -         | -        | -          | 1          | -          | -             |  |
| 336        | Transportation equipment mfg .....                             | (C)   | (D)               | (D)            | 1                              | -   | -          | -         | -         | -        | -          | 1          | -          | -             |  |
| 3363       | Motor vehicle parts mfg .....                                  | (C)   | (D)               | (D)            | 1                              | -   | -          | -         | -         | -        | -          | 1          | -          | -             |  |
| 33639      | Other motor vehicle parts mfg .....                            | (C)   | (D)               | (D)            | 1                              | -   | -          | -         | -         | -        | -          | 1          | -          | -             |  |
| 339        | Miscellaneous mfg .....  | (E)   | (D)               | (D)            | 2                              | -   | 1          | -         | -         | -        | -          | 1          | -          | -             |  |
| 3391       | Medical equipment & supplies mfg .....                         | (E)   | (D)               | (D)            | 2                              | -   | 1          | -         | -         | -        | -          | 1          | -          | -             |  |
| 33911      | Medical equipment & supplies mfg .....                         | (E)   | (D)               | (D)            | 2                              | -   | 1          | -         | -         | -        | -          | 1          | -          | -             |  |
| 42         | <b>Wholesale trade</b> .....                                   | <b>259</b>                                      | <b>1 461</b>      | <b>6 304</b>   | <b>22</b>                      | <b>7</b>  | <b>4</b>   | <b>4</b>  | <b>7</b>  | <b>-</b> | <b>-</b>   | <b>-</b>   | <b>-</b>   | <b>-</b>      |  |
| 424        | Merchant Wholesalers, Nondurable Goods .....                   | (C)   | (D)               | (D)            | 10                             | 2   | 2          | 3         | 3         | -        | -          | -          | -          | -             |  |
| 44-45      | <b>Retail trade</b> .....                                      | <b>1 451</b>                                    | <b>5 925</b>      | <b>25 523</b>  | <b>130</b>                     | <b>66</b>   | <b>34</b>  | <b>18</b> | <b>9</b>  | <b>1</b> | <b>1</b>   | <b>1</b>   | <b>-</b>   | <b>-</b>      |  |
| 441        | Motor vehicle & parts dealers .....                            | 175   | 782               | 3 295          | 23                             | 15  | 3          | 2         | 2         | 1        | -          | -          | -          | -             |  |
| 4411       | Automobile dealers .....                                       | 103   | 480               | 2 050          | 10                             | 7   | -          | 1         | 1         | 1        | -          | -          | -          | -             |  |
| 444        | Bldg material & garden equip & supp dealers .....              | 155   | 665               | 3 259          | 13                             | 4   | 2          | 4         | 3         | -        | -          | -          | -          | -             |  |
| 4441       | Building material & supplies dealers .....                     | 122   | 542               | 2 701          | 9                              | 3   | 1          | 2         | 3         | -        | -          | -          | -          | -             |  |
| 445        | Food & beverage stores .....                                   | (C)   | (D)               | (D)            | 5                              | 4   | -          | -         | -         | -        | 1          | -          | -          | -             |  |
| 4451       | Grocery stores .....   | (C)   | (D)               | (D)            | 2                              | 1   | -          | -         | -         | -        | 1          | -          | -          | -             |  |
| 44511      | Grocery (except convenience) stores .....                      | (C)   | (D)               | (D)            | 2                              | 1   | -          | -         | -         | -        | 1          | -          | -          | -             |  |
| 447        | Gasoline stations .....  | 140   | 433               | 1 976          | 21                             | 8   | 9          | 4         | -         | -        | -          | -          | -          | -             |  |
| 4471       | Gasoline stations .....  | 140   | 433               | 1 976          | 21                             | 8   | 9          | 4         | -         | -        | -          | -          | -          | -             |  |
| 44711      | Gasoline stations with convenience stores .....                | 131   | 383               | 1 768          | 18                             | 5   | 9          | 4         | -         | -        | -          | -          | -          | -             |  |
| 447110     | Gasoline stations with convenience stores .....                | 131   | 383               | 1 768          | 18                             | 5   | 9          | 4         | -         | -        | -          | -          | -          | -             |  |
| 448        | Clothing & clothing accessories stores .....                   | 124   | 321               | 1 233          | 14                             | 4   | 6          | 3         | 1         | -        | -          | -          | -          | -             |  |
| 4481       | Clothing stores .....  | 104   | 241               | 852            | 11                             | 3   | 5          | 2         | 1         | -        | -          | -          | -          | -             |  |
| 452        | General merchandise stores .....                               | (E)   | (D)               | (D)            | 6                              | 2   | 3          | -         | -         | -        | -          | 1          | -          | -             |  |
| 4529       | Other general merchandise stores .....                         | (E)   | (D)               | (D)            | 6                              | 2   | 3          | -         | -         | -        | -          | 1          | -          | -             |  |
| 45291      | Warehouse clubs & superstores .....                            | (E)   | (D)               | (D)            | 1                              | -   | -          | -         | -         | -        | -          | 1          | -          | -             |  |
| 48-49      | <b>Transportation &amp; warehousing</b> .....                  | <b>87</b>                                       | <b>482</b>        | <b>1 842</b>   | <b>15</b>                      | <b>13</b>   | <b>-</b>   | <b>-</b>  | <b>2</b>  | <b>-</b> | <b>-</b>   | <b>-</b>   | <b>-</b>   | <b>-</b>      |  |
| 51         | <b>Information</b> .....                                       | <b>198</b>                                      | <b>1 166</b>      | <b>4 820</b>   | <b>20</b>                      | <b>9</b>  | <b>5</b>   | <b>3</b>  | <b>2</b>  | <b>1</b> | <b>-</b>   | <b>-</b>   | <b>-</b>   | <b>-</b>      |  |
| 52         | <b>Finance &amp; insurance</b> .....                           | <b>245</b>                                      | <b>1 612</b>      | <b>6 473</b>   | <b>41</b>                      | <b>31</b>   | <b>4</b>   | <b>4</b>  | <b>1</b>  | <b>1</b> | <b>-</b>   | <b>-</b>   | <b>-</b>   | <b>-</b>      |  |
| 522        | Credit intermediation & related activities .....               | 188   | 1 128             | 4 542          | 18                             | 10  | 4          | 2         | 1         | 1        | -          | -          | -          | -             |  |
| 5221       | Depository credit intermediation .....                         | 167   | 978               | 3 953          | 8                              | -   | 4          | 2         | 1         | 1        | -          | -          | -          | -             |  |
| 52211      | Commercial banking .....                                       | 167   | 978               | 3 953          | 8                              | -   | 4          | 2         | 1         | 1        | -          | -          | -          | -             |  |
| 522110     | Commercial banking .....                                       | 167   | 978               | 3 953          | 8                              | -   | 4          | 2         | 1         | 1        | -          | -          | -          | -             |  |
| 53         | <b>Real estate &amp; rental &amp; leasing</b> .....            | <b>90</b>                                       | <b>530</b>        | <b>2 455</b>   | <b>29</b>                      | <b>23</b>   | <b>4</b>   | <b>2</b>  | <b>-</b>  | <b>-</b> | <b>-</b>   | <b>-</b>   | <b>-</b>   | <b>-</b>      |  |
| 54         | <b>Professional, scientific &amp; technical services</b> ..... | <b>147</b>                                      | <b>895</b>        | <b>4 228</b>   | <b>39</b>                      | <b>30</b>   | <b>4</b>   | <b>5</b>  | <b>-</b>  | <b>-</b> | <b>-</b>   | <b>-</b>   | <b>-</b>   | <b>-</b>      |  |
| 541        | Professional, scientific & technical services .....            | 147   | 895               | 4 228          | 39                             | 30  | 4          | 5         | -         | -        | -          | -          | -          | -             |  |
| 55         | <b>Management of companies &amp; enterprises</b> .....         | <b>(B)</b>                                      | <b>(D)</b>        | <b>(D)</b>     | <b>2</b>                       | <b>-</b>  | <b>1</b>   | <b>1</b>  | <b>-</b>  | <b>-</b> | <b>-</b>   | <b>-</b>   | <b>-</b>   | <b>-</b>      |  |
| 56         | <b>Admin, support, waste mgt, remediation services</b> .....   | <b>131</b>                                      | <b>663</b>        | <b>2 710</b>   | <b>19</b>                      | <b>15</b>   | <b>2</b>   | <b>-</b>  | <b>1</b>  | <b>1</b> | <b>-</b>   | <b>-</b>   | <b>-</b>   | <b>-</b>      |  |
| 561        | Administrative & support services .....                        | 122   | 589               | 2 489          | 16                             | 12  | 2          | -         | 1         | 1        | -          | -          | -          | -             |  |
| 61         | <b>Educational services</b> .....                              | <b>(F)</b>                                      | <b>(D)</b>        | <b>(D)</b>     | <b>6</b>                       | <b>3</b>  | <b>-</b>   | <b>1</b>  | <b>1</b>  | <b>-</b> | <b>-</b>   | <b>1</b>   | <b>-</b>   | <b>-</b>      |  |
| 611        | Educational services .....                                     | (F)   | (D)               | (D)            | 6                              | 3   | -          | 1         | 1         | -        | -          | 1          | -          | -             |  |
| 6113       | Colleges, universities & professional schools .....            | (E)   | (D)               | (D)            | 1                              | -   | -          | -         | -         | -        | -          | 1          | -          | -             |  |
| 61131      | Colleges, universities & professional schools .....            | (E)   | (D)               | (D)            | 1                              | -   | -          | -         | -         | -        | -          | 1          | -          | -             |  |

See footnotes at end of table.

**Table 6. Counties—Employees, Payroll, and Establishments by Industry: 2003—Con.**

[Excludes most government employees, railroad employees, and self-employed persons. Size class 1 to 4 includes establishments with payroll, but no employees, during mid-March pay period. (D) denotes figures withheld to avoid disclosing data for individual companies; the data are included in broader industry totals. Detailed industries with 100 or more employees are shown if industry was not a (D). For explanation of terms, abbreviations, and data reliability/comparability, see introductory text]

| NAICS code        | Industry   | Number of employees for week including March 12 | Payroll (\$1,000) |               | Total number of establishments | Number of establishments by employment-size class |           |           |           |          |            |            |            |               |  |
|-------------------|--|---|-------------------|---------------|--------------------------------|---|-----------|-----------|-----------|----------|------------|------------|------------|---------------|--|
|                   |  |   | First quarter     | Annual        |                                | 1 to 4  | 5 to 9    | 10 to 19  | 20 to 49  | 50 to 99 | 100 to 249 | 250 to 499 | 500 to 999 | 1,000 or more |  |
| <b>ADAIR—Con.</b> |  |   |                   |               |                                |   |           |           |           |          |            |            |            |               |  |
| <b>62</b>         | <b>Health care and social assistance</b>                   | <b>1 933</b>                                    | <b>12 956</b>     | <b>52 339</b> | <b>97</b>                      | <b>43</b>   | <b>23</b> | <b>12</b> | <b>13</b> | <b>3</b> | <b>2</b>   | —          | <b>1</b>   | —             |  |
| 621               | Ambulatory health care services                            | 630   | 4 976             | 23 578        | 66                             | 33  | 19        | 8         | 5         | —        | 1          | —          | —          | —             |  |
| 6211              | Offices of physicians                                      | 212   | 1 559             | 6 946         | 31                             | 15  | 12        | 2         | 2         | —        | —          | —          | —          | —             |  |
| 62111             | Offices of physicians                                      | 212   | 1 559             | 6 946         | 31                             | 15  | 12        | 2         | 2         | —        | —          | —          | —          | —             |  |
| 6214              | Outpatient care centers                                    | 229   | 2 224             | 9 324         | 8                              | 4   | 2         | —         | 1         | —        | 1          | —          | —          | —             |  |
| 62142             | Outpatient mental health, substance abuse ctrs             | (C)   | (D)               | (D)           | 2                              | 1   | —         | —         | —         | —        | 1          | —          | —          | —             |  |
| 622               | Hospitals  | (F)   | (D)               | (D)           | 1                              | —   | —         | —         | —         | —        | —          | —          | 1          | —             |  |
| 6221              | General medical & surgical hospitals                       | (F)   | (D)               | (D)           | 1                              | —   | —         | —         | —         | —        | —          | —          | 1          | —             |  |
| 62211             | General medical & surgical hospitals                       | (F)   | (D)               | (D)           | 1                              | —   | —         | —         | —         | —        | —          | —          | 1          | —             |  |
| 623               | Nursing & residential care facilities                      | 418   | 1 433             | 5 846         | 11                             | 1   | 1         | 1         | 5         | 2        | 1          | —          | —          | —             |  |
| 6231              | Nursing care facilities                                    | (C)   | (D)               | (D)           | 1                              | —   | —         | —         | —         | —        | 1          | —          | —          | —             |  |
| 62311             | Nursing care facilities                                    | (C)   | (D)               | (D)           | 1                              | —   | —         | —         | —         | —        | 1          | —          | —          | —             |  |
| 6232              | Residential mental retardation, health facil               | (C)   | (D)               | (D)           | 6                              | 1   | —         | —         | 3         | 2        | —          | —          | —          | —             |  |
| 62321             | Residential mental retardation facilities                  | 156   | 573               | 2 345         | 5                              | 1   | —         | —         | 3         | 1        | —          | —          | —          | —             |  |
| 623210            | Residential mental retardation facilities                  | 156   | 573               | 2 345         | 5                              | 1   | —         | —         | 3         | 1        | —          | —          | —          | —             |  |
| 624               | Social assistance  | (E)   | (D)               | (D)           | 19                             | 9   | 3         | 3         | 3         | 1        | —          | —          | —          | —             |  |
| <b>71</b>         | <b>Arts, entertainment &amp; recreation</b>                | <b>(B)</b>                                      | <b>(D)</b>        | <b>(D)</b>    | <b>6</b>                       | <b>3</b>  | —         | <b>3</b>  | —         | —        | —          | —          | —          | —             |  |
| <b>72</b>         | <b>Accommodation &amp; food services</b>                   | <b>1 179</b>                                    | <b>2 141</b>      | <b>9 867</b>  | <b>59</b>                      | <b>19</b>   | <b>4</b>  | <b>16</b> | <b>17</b> | <b>2</b> | <b>1</b>   | —          | —          | —             |  |
| 722               | Food services & drinking places                            | 1 104   | 1 967             | 9 000         | 53                             | 17  | 2         | 15        | 16        | 2        | 1          | —          | —          | —             |  |
| 7221              | Full-service restaurants                                   | 412   | 784               | 3 665         | 22                             | 5   | 1         | 7         | 9         | —        | —          | —          | —          | —             |  |
| 72211             | Full-service restaurants                                   | 412   | 784               | 3 665         | 22                             | 5   | 1         | 7         | 9         | —        | —          | —          | —          | —             |  |
| 722110            | Full-service restaurants                                   | 412   | 784               | 3 665         | 22                             | 5   | 1         | 7         | 9         | —        | —          | —          | —          | —             |  |
| 7222              | Limited-service eating places                              | 442   | 755               | 3 378         | 20                             | 4   | 1         | 6         | 7         | 2        | —          | —          | —          | —             |  |
| 72221             | Limited-service eating places                              | 442   | 755               | 3 378         | 20                             | 4   | 1         | 6         | 7         | 2        | —          | —          | —          | —             |  |
| 7223              | Special food services                                      | (C)   | (D)               | (D)           | 3                              | 2   | —         | —         | —         | —        | 1          | —          | —          | —             |  |
| 72231             | Food service contractors                                   | (C)   | (D)               | (D)           | 1                              | —   | —         | —         | —         | —        | 1          | —          | —          | —             |  |
| <b>81</b>         | <b>Other services (except public administration)</b>       | <b>396</b>                                      | <b>1 362</b>      | <b>5 706</b>  | <b>98</b>                      | <b>71</b>   | <b>18</b> | <b>7</b>  | <b>2</b>  | —        | —          | —          | —          | —             |  |
| 813               | Religious, grantmaking, civic, prof & like organizations   | 212   | 565               | 2 308         | 43                             | 28  | 9         | 5         | 1         | —        | —          | —          | —          | —             |  |
| 8131              | Religious organizations                                    | 155   | 382               | 1 555         | 26                             | 14  | 8         | 3         | 1         | —        | —          | —          | —          | —             |  |
| 81311             | Religious organizations                                    | 155   | 382               | 1 555         | 26                             | 14  | 8         | 3         | 1         | —        | —          | —          | —          | —             |  |
| 813110            | Religious organizations                                    | 155   | 382               | 1 555         | 26                             | 14  | 8         | 3         | 1         | —        | —          | —          | —          | —             |  |
| <b>99</b>         | <b>Unclassified establishments</b>                         | <b>44</b>                                       | <b>104</b>        | <b>420</b>    | <b>55</b>                      | <b>55</b>   | —         | —         | —         | —        | —          | —          | —          | —             |  |
| <b>ANDREW</b>     |  |   |                   |               |                                |   |           |           |           |          |            |            |            |               |  |
|                   | <b>Total</b>   | <b>1 690</b>                                    | <b>6 906</b>      | <b>32 032</b> | <b>240</b>                     | <b>143</b>  | <b>53</b> | <b>27</b> | <b>12</b> | <b>4</b> | <b>1</b>   | —          | —          | —             |  |
| <b>11</b>         | <b>Forestry, fishing, hunting, and agriculture support</b> | <b>(A)</b>                                      | <b>(D)</b>        | <b>(D)</b>    | <b>1</b>                       | —   | <b>1</b>  | —         | —         | —        | —          | —          | —          | —             |  |
| <b>21</b>         | <b>Mining</b>  | <b>(B)</b>                                      | <b>(D)</b>        | <b>(D)</b>    | <b>3</b>                       | <b>1</b>  | <b>1</b>  | —         | <b>1</b>  | —        | —          | —          | —          | —             |  |
| <b>22</b>         | <b>Utilities</b>   | <b>(B)</b>                                      | <b>(D)</b>        | <b>(D)</b>    | <b>2</b>                       | <b>1</b>  | —         | —         | —         | <b>1</b> | —          | —          | —          | —             |  |
| <b>23</b>         | <b>Construction</b>  | <b>253</b>                                      | <b>911</b>        | <b>5 838</b>  | <b>41</b>                      | <b>26</b>   | <b>10</b> | <b>2</b>  | <b>2</b>  | <b>1</b> | —          | —          | —          | —             |  |
| 238               | Specialty Trade Contractors                                | 179   | 411               | 2 341         | 24                             | 15  | 5         | 2         | 1         | 1        | —          | —          | —          | —             |  |
| 2389              | Other Specialty Trade Contractors                          | (C)   | (D)               | (D)           | 8                              | 6   | —         | 1         | —         | 1        | —          | —          | —          | —             |  |
| 23891             | Site Preparation Contractors                               | 102   | 134               | 760           | 5                              | 3   | —         | 1         | —         | 1        | —          | —          | —          | —             |  |
| 238910            | Site Preparation Contractors                               | 102   | 134               | 760           | 5                              | 3   | —         | 1         | —         | 1        | —          | —          | —          | —             |  |
| <b>31-33</b>      | <b>Manufacturing</b>                                       | <b>(B)</b>                                      | <b>(D)</b>        | <b>(D)</b>    | <b>8</b>                       | <b>6</b>  | <b>1</b>  | <b>1</b>  | —         | —        | —          | —          | —          | —             |  |
| <b>42</b>         | <b>Wholesale trade</b>                                     | <b>80</b>                                       | <b>516</b>        | <b>2 417</b>  | <b>11</b>                      | <b>5</b>  | <b>4</b>  | <b>1</b>  | <b>1</b>  | —        | —          | —          | —          | —             |  |
| <b>44-45</b>      | <b>Retail trade</b>  | <b>374</b>                                      | <b>1 419</b>      | <b>6 215</b>  | <b>49</b>                      | <b>20</b>   | <b>16</b> | <b>9</b>  | <b>4</b>  | —        | —          | —          | —          | —             |  |
| 447               | Gasoline stations  | 145   | 489               | 2 001         | 13                             | 1   | 4         | 7         | 1         | —        | —          | —          | —          | —             |  |
| 4471              | Gasoline stations  | 145   | 489               | 2 001         | 13                             | 1   | 4         | 7         | 1         | —        | —          | —          | —          | —             |  |
| 44711             | Gasoline stations with convenience stores                  | (C)   | (D)               | (D)           | 12                             | —   | 4         | 7         | 1         | —        | —          | —          | —          | —             |  |
| <b>48-49</b>      | <b>Transportation &amp; warehousing</b>                    | <b>67</b>                                       | <b>213</b>        | <b>732</b>    | <b>11</b>                      | <b>8</b>  | <b>1</b>  | <b>1</b>  | <b>1</b>  | —        | —          | —          | —          | —             |  |
| <b>51</b>         | <b>Information</b>   | <b>(A)</b>                                      | <b>(D)</b>        | <b>(D)</b>    | <b>2</b>                       | <b>1</b>  | <b>1</b>  | —         | —         | —        | —          | —          | —          | —             |  |
| <b>52</b>         | <b>Finance &amp; insurance</b>                             | <b>65</b>                                       | <b>425</b>        | <b>1 637</b>  | <b>14</b>                      | <b>9</b>  | <b>3</b>  | <b>2</b>  | —         | —        | —          | —          | —          | —             |  |
| <b>53</b>         | <b>Real estate &amp; rental &amp; leasing</b>              | <b>17</b>                                       | <b>42</b>         | <b>182</b>    | <b>9</b>                       | <b>9</b>  | —         | —         | —         | —        | —          | —          | —          | —             |  |
| <b>54</b>         | <b>Professional, scientific &amp; technical services</b>   | <b>50</b>                                       | <b>221</b>        | <b>886</b>    | <b>13</b>                      | <b>10</b>   | <b>1</b>  | <b>2</b>  | —         | —        | —          | —          | —          | —             |  |
| <b>56</b>         | <b>Admin, support, waste mgt, remediation services</b>     | <b>(B)</b>                                      | <b>(D)</b>        | <b>(D)</b>    | <b>7</b>                       | <b>2</b>  | <b>4</b>  | <b>1</b>  | —         | —        | —          | —          | —          | —             |  |
| <b>61</b>         | <b>Educational services</b>                                | <b>(A)</b>                                      | <b>(D)</b>        | <b>(D)</b>    | <b>3</b>                       | <b>2</b>  | <b>1</b>  | —         | —         | —        | —          | —          | —          | —             |  |
| <b>62</b>         | <b>Health care and social assistance</b>                   | <b>299</b>                                      | <b>1 134</b>      | <b>4 574</b>  | <b>17</b>                      | <b>10</b>   | <b>2</b>  | <b>2</b>  | —         | <b>2</b> | <b>1</b>   | —          | —          | —             |  |
| 623               | Nursing & residential care facilities                      | (C)   | (D)               | (D)           | 4                              | 1   | —         | —         | —         | 2        | 1          | —          | —          | —             |  |
| 6231              | Nursing care facilities                                    | (C)   | (D)               | (D)           | 3                              | —   | —         | —         | —         | 2        | 1          | —          | —          | —             |  |
| 62311             | Nursing care facilities                                    | (C)   | (D)               | (D)           | 3                              | —   | —         | —         | —         | 2        | 1          | —          | —          | —             |  |
| <b>71</b>         | <b>Arts, entertainment &amp; recreation</b>                | <b>(B)</b>                                      | <b>(D)</b>        | <b>(D)</b>    | <b>3</b>                       | <b>2</b>  | —         | —         | <b>1</b>  | —        | —          | —          | —          | —             |  |
| <b>72</b>         | <b>Accommodation &amp; food services</b>                   | <b>138</b>                                      | <b>218</b>        | <b>921</b>    | <b>11</b>                      | <b>4</b>  | —         | <b>5</b>  | <b>2</b>  | —        | —          | —          | —          | —             |  |
| 722               | Food services & drinking places                            | (C)   | (D)               | (D)           | 10                             | 3   | —         | 5         | 2         | —        | —          | —          | —          | —             |  |
| <b>81</b>         | <b>Other services (except public administration)</b>       | <b>94</b>                                       | <b>314</b>        | <b>1 476</b>  | <b>27</b>                      | <b>19</b>   | <b>7</b>  | <b>1</b>  | —         | —        | —          | —          | —          | —             |  |

See footnotes at end of table.

**Table 6. Counties—Employees, Payroll, and Establishments by Industry: 2003—Con.**

[Excludes most government employees, railroad employees, and self-employed persons. Size class 1 to 4 includes establishments with payroll, but no employees, during mid-March pay period. (D) denotes figures withheld to avoid disclosing data for individual companies; the data are included in broader industry totals. Detailed industries with 100 or more employees are shown if industry was not a (D). For explanation of terms, abbreviations, and data reliability/comparability, see introductory text]

| NAICS code | Industry  | Number of employees for week including March 12 | Payroll (\$1,000) |         | Total number of establishments | Number of establishments by employment-size class |        |          |          |          |            |            |            |               |   |   |
|------------|---|---|-------------------|---------|--------------------------------|---|--------|----------|----------|----------|------------|------------|------------|---------------|---|---|
|            |   |   | First quarter     | Annual  |                                | 1 to 4  | 5 to 9 | 10 to 19 | 20 to 49 | 50 to 99 | 100 to 249 | 250 to 499 | 500 to 999 | 1,000 or more |   |   |
| <b>99</b>  | <b>ANDREW—Con.</b>  |   |                   |         |                                |   |        |          |          |          |            |            |            |               |   |   |
|            | Unclassified establishments .....                         | (A)   | (D)               | (D)     | 8                              | 8   | —      | —        | —        | —        | —          | —          | —          | —             | — | — |
|            | <b>ATCHISON</b>   |   |                   |         |                                |   |        |          |          |          |            |            |            |               |   |   |
|            | Total .....   | 1 779   | 7 866             | 34 005  | 241                            | 164   | 41     | 20       | 8        | 5        | 3          | —          | —          | —             | — | — |
| 11         | Forestry, fishing, hunting, and agriculture support ..... | 3   | 3                 | 65      | 3                              | 3   | —      | —        | —        | —        | —          | —          | —          | —             | — | — |
| 22         | Utilities .....   | (B)   | (D)               | (D)     | 2                              | —   | 1      | 1        | —        | —        | —          | —          | —          | —             | — | — |
| 23         | Construction .....  | (B)   | (D)               | (D)     | 17                             | 14  | 2      | —        | 1        | —        | —          | —          | —          | —             | — | — |
| 31-33      | Manufacturing .....                                       | (B)   | (D)               | (D)     | 5                              | 2   | 3      | —        | —        | —        | —          | —          | —          | —             | — | — |
| 42         | Wholesale trade .....                                     | 119   | 973               | 3 956   | 16                             | 7   | 5      | 2        | 2        | —        | —          | —          | —          | —             | — | — |
| 44-45      | Retail trade .....  | 325   | 1 124             | 5 163   | 39                             | 21  | 9      | 5        | 3        | 1        | —          | —          | —          | —             | — | — |
| 447        | Gasoline stations .....                                   | 119   | 442               | 1 831   | 9                              | 4   | 1      | 3        | —        | 1        | —          | —          | —          | —             | — | — |
| 4471       | Gasoline stations .....                                   | 119   | 442               | 1 831   | 9                              | 4   | 1      | 3        | —        | 1        | —          | —          | —          | —             | — | — |
| 48-49      | Transportation & warehousing .....                        | 59  | 270               | 1 062   | 23                             | 20  | 2      | 1        | —        | —        | —          | —          | —          | —             | — | — |
| 51         | Information .....   | 24  | 194               | 790     | 4                              | 2   | 1      | 1        | —        | —        | —          | —          | —          | —             | — | — |
| 52         | Finance & insurance .....                                 | 100   | 603               | 2 467   | 23                             | 14  | 5      | 4        | —        | —        | —          | —          | —          | —             | — | — |
| 53         | Real estate & rental & leasing .....                      | (A)   | (D)               | (D)     | 2                              | 2   | —      | —        | —        | —        | —          | —          | —          | —             | — | — |
| 54         | Professional, scientific & technical services .....       | (B)   | (D)               | (D)     | 11                             | 10  | 1      | —        | —        | —        | —          | —          | —          | —             | — | — |
| 56         | Admin. support, waste mgt, remediation services .....     | (B)   | (D)               | (D)     | 3                              | 1   | —      | —        | 1        | 1        | —          | —          | —          | —             | — | — |
| 61         | Educational services .....                                | (A)   | (D)               | (D)     | 2                              | 1   | —      | 1        | —        | —        | —          | —          | —          | —             | — | — |
| 62         | Health care and social assistance .....                   | 669   | 3 150             | 13 217  | 19                             | 11  | 2      | —        | 1        | 2        | 3          | —          | —          | —             | — | — |
| 622        | Hospitals .....   | (C)   | (D)               | (D)     | 1                              | —   | —      | —        | —        | —        | 1          | —          | —          | —             | — | — |
| 6221       | General medical & surgical hospitals .....                | (C)   | (D)               | (D)     | 1                              | —   | —      | —        | —        | —        | 1          | —          | —          | —             | — | — |
| 62211      | General medical & surgical hospitals .....                | (C)   | (D)               | (D)     | 1                              | —   | —      | —        | —        | —        | 1          | —          | —          | —             | — | — |
| 623        | Nursing & residential care facilities .....               | 302   | 1 360             | 5 448   | 4                              | 1   | —      | —        | —        | 2        | 1          | —          | —          | —             | — | — |
| 6231       | Nursing care facilities .....                             | (C)   | (D)               | (D)     | 2                              | —   | —      | —        | —        | 2        | —          | —          | —          | —             | — | — |
| 62311      | Nursing care facilities .....                             | (C)   | (D)               | (D)     | 2                              | —   | —      | —        | —        | 2        | —          | —          | —          | —             | — | — |
| 6239       | Other residential care facilities .....                   | (C)   | (D)               | (D)     | 1                              | —   | —      | —        | —        | —        | 1          | —          | —          | —             | — | — |
| 62399      | Other residential care facilities .....                   | (C)   | (D)               | (D)     | 1                              | —   | —      | —        | —        | —        | 1          | —          | —          | —             | — | — |
| 624        | Social assistance .....                                   | (C)   | (D)               | (D)     | 4                              | 1   | 1      | —        | 1        | —        | 1          | —          | —          | —             | — | — |
| 6241       | Individual & family services .....                        | (C)   | (D)               | (D)     | 2                              | 1   | —      | —        | —        | —        | 1          | —          | —          | —             | — | — |
| 62419      | Other individual & family services .....                  | (C)   | (D)               | (D)     | 1                              | —   | —      | —        | —        | —        | 1          | —          | —          | —             | — | — |
| 71         | Arts, entertainment & recreation .....                    | 15  | 24                | 125     | 3                              | 1   | 2      | —        | —        | —        | —          | —          | —          | —             | — | — |
| 72         | Accommodation & food services .....                       | 123   | 241               | 1 106   | 19                             | 13  | 4      | 1        | —        | 1        | —          | —          | —          | —             | — | — |
| 722        | Food services & drinking places .....                     | 111   | 223               | 1 012   | 14                             | 9   | 3      | 1        | —        | 1        | —          | —          | —          | —             | — | — |
| 81         | Other services (except public administration) .....       | 119   | 352               | 1 544   | 35                             | 27  | 4      | 4        | —        | —        | —          | —          | —          | —             | — | — |
| 99         | Unclassified establishments .....                         | 10  | 25                | 134     | 15                             | 15  | —      | —        | —        | —        | —          | —          | —          | —             | — | — |
|            | <b>AUDRAIN</b>  |   |                   |         |                                |   |        |          |          |          |            |            |            |               |   |   |
|            | Total .....   | 7 610   | 44 329            | 180 030 | 608                            | 335   | 122    | 85       | 42       | 11       | 9          | 3          | 1          | —             | — | — |
| 21         | Mining .....  | (C)   | (D)               | (D)     | 2                              | 1   | —      | —        | —        | —        | 1          | —          | —          | —             | — | — |
| 212        | Mining (except oil & gas) .....                           | (C)   | (D)               | (D)     | 1                              | —   | —      | —        | —        | —        | 1          | —          | —          | —             | — | — |
| 2123       | Nonmetallic mineral mining & quarrying .....              | (C)   | (D)               | (D)     | 1                              | —   | —      | —        | —        | —        | 1          | —          | —          | —             | — | — |
| 21232      | Sand, gravel, clay, refractory minerals mining .....      | (C)   | (D)               | (D)     | 1                              | —   | —      | —        | —        | —        | 1          | —          | —          | —             | — | — |
| 22         | Utilities .....   | 96  | 1 601             | 5 993   | 8                              | 2   | 4      | —        | 2        | —        | —          | —          | —          | —             | — | — |
| 23         | Construction .....  | 225   | 1 456             | 6 239   | 54                             | 41  | 7      | 3        | 3        | —        | —          | —          | —          | —             | — | — |
| 238        | Specialty Trade Contractors .....                         | 129   | 902               | 3 666   | 35                             | 26  | 6      | 2        | 1        | —        | —          | —          | —          | —             | — | — |
| 31-33      | Manufacturing .....                                       | 1 636   | 12 731            | 46 638  | 32                             | 11  | 3      | 5        | 4        | 2        | 6          | 1          | —          | —             | — | — |
| 311        | Food mfg .....  | 257   | 2 161             | 8 658   | 6                              | 3   | —      | 1        | 1        | —        | 1          | —          | —          | —             | — | — |
| 3118       | Bakeries & tortilla mfg .....                             | (C)   | (D)               | (D)     | 1                              | —   | —      | —        | —        | —        | 1          | —          | —          | —             | — | — |
| 31181      | Bread & bakery product mfg .....                          | (C)   | (D)               | (D)     | 1                              | —   | —      | —        | —        | —        | 1          | —          | —          | —             | — | — |
| 321        | Wood product mfg .....                                    | (C)   | (D)               | (D)     | 2                              | 1   | —      | —        | —        | —        | 1          | —          | —          | —             | — | — |
| 3219       | Other wood product mfg .....                              | (C)   | (D)               | (D)     | 2                              | 1   | —      | —        | —        | —        | 1          | —          | —          | —             | — | — |
| 32199      | All other wood product mfg .....                          | (C)   | (D)               | (D)     | 1                              | —   | —      | —        | —        | —        | 1          | —          | —          | —             | — | — |
| 325        | Chemical mfg .....  | (C)   | (D)               | (D)     | 1                              | —   | —      | —        | —        | —        | 1          | —          | —          | —             | — | — |
| 3254       | Pharmaceutical & medicine mfg .....                       | (C)   | (D)               | (D)     | 1                              | —   | —      | —        | —        | —        | 1          | —          | —          | —             | — | — |
| 32541      | Pharmaceutical & medicine mfg .....                       | (C)   | (D)               | (D)     | 1                              | —   | —      | —        | —        | —        | 1          | —          | —          | —             | — | — |
| 326        | Plastics & rubber products mfg .....                      | (E)   | (D)               | (D)     | 3                              | —   | 1      | —        | —        | 1        | 1          | —          | —          | —             | — | — |
| 3261       | Plastics product mfg .....                                | (E)   | (D)               | (D)     | 3                              | —   | 1      | —        | —        | 1        | 1          | —          | —          | —             | — | — |
| 32611      | Unsupported plastics film, sheet, & bag mfg ..            | (C)   | (D)               | (D)     | 1                              | —   | —      | —        | —        | —        | 1          | —          | —          | —             | — | — |
| 327        | Nonmetallic mineral product mfg .....                     | (C)   | (D)               | (D)     | 3                              | 1   | 1      | —        | —        | —        | 1          | —          | —          | —             | — | — |
| 3271       | Clay product & refractory mfg .....                       | (C)   | (D)               | (D)     | 1                              | —   | —      | —        | —        | —        | 1          | —          | —          | —             | — | — |
| 32712      | Clay building material & refractories mfg .....           | (C)   | (D)               | (D)     | 1                              | —   | —      | —        | —        | —        | 1          | —          | —          | —             | — | — |

See footnotes at end of table.

**Table 6. Counties—Employees, Payroll, and Establishments by Industry: 2003—Con.**

[Excludes most government employees, railroad employees, and self-employed persons. Size class 1 to 4 includes establishments with payroll, but no employees, during mid-March pay period. (D) denotes figures withheld to avoid disclosing data for individual companies; the data are included in broader industry totals. Detailed industries with 100 or more employees are shown if industry was not a (D). For explanation of terms, abbreviations, and data reliability/comparability, see introductory text]

| NAICS code                      | Industry   | Number of employees for week including March 12 | Payroll (\$1,000) |               | Total number of establishments | Number of establishments by employment-size class |           |           |          |          |            |            |            |               |
|---------------------------------|--|---|-------------------|---------------|--------------------------------|---|-----------|-----------|----------|----------|------------|------------|------------|---------------|
|                                 |  |   | First quarter     | Annual        |                                | 1 to 4  | 5 to 9    | 10 to 19  | 20 to 49 | 50 to 99 | 100 to 249 | 250 to 499 | 500 to 999 | 1,000 or more |
| <b>AUDRAIN—Con.</b>             |  |   |                   |               |                                |   |           |           |          |          |            |            |            |               |
| <b>31-33 Manufacturing—Con.</b> |  |   |                   |               |                                |   |           |           |          |          |            |            |            |               |
| 331                             | Primary metal mfg .....  | 536   | 3 701             | 14 128        | 3                              | —   | —         | —         | 1        | —        | 1          | 1          | —          | —             |
| 3314                            | Nonferrous (exc alum) production & processing .                | (E)   | (D)               | (D)           | 2                              | —   | —         | —         | 1        | —        | —          | 1          | —          | —             |
| 33149                           | Other nonferrous roll, draw, extruding, alloying .....         | (E)   | (D)               | (D)           | 1                              | —   | —         | —         | —        | —        | —          | 1          | —          | —             |
| 3315                            | Foundries .....  | (C)   | (D)               | (D)           | 1                              | —   | —         | —         | —        | —        | —          | 1          | —          | —             |
| 33152                           | Nonferrous metal foundries .....                               | (C)   | (D)               | (D)           | 1                              | —   | —         | —         | —        | —        | —          | 1          | —          | —             |
| 332                             | Fabricated metal product mfg .....                             | (C)   | (D)               | (D)           | 4                              | 1   | 1         | 1         | —        | 1        | —          | —          | —          | —             |
| <b>42</b>                       | <b>Wholesale trade .....</b>                                   | <b>304</b>                                      | <b>1 832</b>      | <b>7 679</b>  | <b>30</b>                      | <b>14</b>   | <b>5</b>  | <b>8</b>  | <b>2</b> | <b>1</b> | —          | —          | —          | —             |
| 423                             | Merchant Wholesalers, Durable Goods .....                      | 158   | 920               | 3 943         | 13                             | 8   | —         | 3         | 1        | 1        | —          | —          | —          | —             |
| 4238                            | Machinery, Equipment, and Supplies Merchant Wholesalers .....  | (C)   | (D)               | (D)           | 8                              | 5   | —         | 2         | —        | 1        | —          | —          | —          | —             |
| 424                             | Merchant Wholesalers, Nondurable Goods .....                   | (C)   | (D)               | (D)           | 15                             | 4   | 5         | 5         | 1        | —        | —          | —          | —          | —             |
| <b>44-45</b>                    | <b>Retail trade .....</b>                                      | <b>1 490</b>                                    | <b>5 869</b>      | <b>24 786</b> | <b>114</b>                     | <b>50</b>   | <b>31</b> | <b>22</b> | <b>7</b> | <b>2</b> | <b>1</b>   | <b>1</b>   | —          | —             |
| 441                             | Motor vehicle & parts dealers .....                            | 156   | 803               | 3 801         | 14                             | 5   | 4         | 2         | 3        | —        | —          | —          | —          | —             |
| 444                             | Bldg material & garden equip & supp dealers .....              | 137   | 548               | 2 408         | 14                             | 6   | 3         | 4         | 1        | —        | —          | —          | —          | —             |
| 445                             | Food & beverage stores .....                                   | 213   | 713               | 2 927         | 9                              | 3   | 1         | 1         | 2        | 2        | —          | —          | —          | —             |
| 4451                            | Grocery stores .....   | 213   | 713               | 2 927         | 9                              | 3   | 1         | 1         | 2        | 2        | —          | —          | —          | —             |
| 44511                           | Grocery (except convenience) stores .....                      | (C)   | (D)               | (D)           | 8                              | 2   | 1         | 1         | 2        | 2        | —          | —          | —          | —             |
| 447                             | Gasoline stations .....  | 147   | 406               | 1 689         | 22                             | 8   | 11        | 3         | —        | —        | —          | —          | —          | —             |
| 4471                            | Gasoline stations .....  | 147   | 406               | 1 689         | 22                             | 8   | 11        | 3         | —        | —        | —          | —          | —          | —             |
| 44711                           | Gasoline stations with convenience stores .....                | 121   | 331               | 1 419         | 17                             | 6   | 8         | 3         | —        | —        | —          | —          | —          | —             |
| 447110                          | Gasoline stations with convenience stores .....                | 121   | 331               | 1 419         | 17                             | 6   | 8         | 3         | —        | —        | —          | —          | —          | —             |
| 452                             | General merchandise stores .....                               | 223   | 886               | 3 495         | 7                              | 1   | 3         | 2         | —        | —        | 1          | —          | —          | —             |
| 4521                            | Department stores .....  | (C)   | (D)               | (D)           | 1                              | —   | —         | —         | —        | —        | 1          | —          | —          | —             |
| 45211                           | Department stores .....  | (C)   | (D)               | (D)           | 1                              | —   | —         | —         | —        | —        | 1          | —          | —          | —             |
| 454                             | Nonstore retailers .....                                       | 331   | 1 405             | 5 351         | 7                              | 4   | 2         | —         | —        | —        | —          | 1          | —          | —             |
| 4541                            | Electronic shopping & mail-order houses .....                  | (E)   | (D)               | (D)           | 4                              | 2   | 1         | —         | —        | —        | —          | 1          | —          | —             |
| 45411                           | Electronic shopping & mail-order houses .....                  | (E)   | (D)               | (D)           | 2                              | 1   | —         | —         | —        | —        | —          | 1          | —          | —             |
| <b>48-49</b>                    | <b>Transportation &amp; warehousing .....</b>                  | <b>62</b>                                       | <b>317</b>        | <b>1 600</b>  | <b>20</b>                      | <b>16</b>   | <b>1</b>  | <b>3</b>  | —        | —        | —          | —          | —          | —             |
| <b>51</b>                       | <b>Information .....</b>                                       | <b>146</b>                                      | <b>1 019</b>      | <b>3 579</b>  | <b>12</b>                      | <b>2</b>  | <b>4</b>  | <b>4</b>  | <b>2</b> | —        | —          | —          | —          | —             |
| <b>52</b>                       | <b>Finance &amp; insurance .....</b>                           | <b>245</b>                                      | <b>1 782</b>      | <b>6 965</b>  | <b>43</b>                      | <b>28</b>   | <b>8</b>  | <b>4</b>  | <b>3</b> | —        | —          | —          | —          | —             |
| 522                             | Credit intermediation & related activities .....               | 181   | 1 426             | 5 206         | 20                             | 9   | 5         | 3         | 3        | —        | —          | —          | —          | —             |
| 5221                            | Depository credit intermediation .....                         | (C)   | (D)               | (D)           | 14                             | 4   | 4         | 3         | 3        | —        | —          | —          | —          | —             |
| 52211                           | Commercial banking .....                                       | 122   | 1 054             | 3 689         | 11                             | 4   | 3         | 2         | 2        | —        | —          | —          | —          | —             |
| 522110                          | Commercial banking .....                                       | 122   | 1 054             | 3 689         | 11                             | 4   | 3         | 2         | 2        | —        | —          | —          | —          | —             |
| <b>53</b>                       | <b>Real estate &amp; rental &amp; leasing .....</b>            | <b>54</b>                                       | <b>283</b>        | <b>1 278</b>  | <b>21</b>                      | <b>18</b>   | <b>2</b>  | <b>1</b>  | —        | —        | —          | —          | —          | —             |
| <b>54</b>                       | <b>Professional, scientific &amp; technical services .....</b> | <b>139</b>                                      | <b>754</b>        | <b>4 068</b>  | <b>26</b>                      | <b>15</b>   | <b>5</b>  | <b>6</b>  | —        | —        | —          | —          | —          | —             |
| 541                             | Professional, scientific & technical services .....            | 139   | 754               | 4 068         | 26                             | 15  | 5         | 6         | —        | —        | —          | —          | —          | —             |
| <b>55</b>                       | <b>Management of companies &amp; enterprises .....</b>         | <b>(A)</b>                                      | <b>(D)</b>        | <b>(D)</b>    | <b>1</b>                       | <b>1</b>  | —         | —         | —        | —        | —          | —          | —          | —             |
| <b>56</b>                       | <b>Admin, support, waste mgt, remediation services .....</b>   | <b>374</b>                                      | <b>1 050</b>      | <b>4 153</b>  | <b>26</b>                      | <b>17</b>   | <b>4</b>  | <b>3</b>  | <b>1</b> | —        | —          | <b>1</b>   | —          | —             |
| 561                             | Administrative & support services .....                        | (E)   | (D)               | (D)           | 19                             | 13  | 1         | 3         | 1        | —        | —          | 1          | —          | —             |
| 5612                            | Facilities support services .....                              | (E)   | (D)               | (D)           | 1                              | —   | —         | —         | —        | —        | —          | 1          | —          | —             |
| 56121                           | Facilities support services .....                              | (E)   | (D)               | (D)           | 1                              | —   | —         | —         | —        | —        | —          | 1          | —          | —             |
| <b>61</b>                       | <b>Educational services .....</b>                              | <b>163</b>                                      | <b>896</b>        | <b>3 583</b>  | <b>7</b>                       | <b>2</b>  | <b>2</b>  | <b>1</b>  | <b>1</b> | —        | <b>1</b>   | —          | —          | —             |
| 611                             | Educational services .....                                     | 163   | 896               | 3 583         | 7                              | 2   | 2         | 1         | 1        | —        | 1          | —          | —          | —             |
| 6111                            | Elementary & secondary schools .....                           | (C)   | (D)               | (D)           | 4                              | —   | 1         | 1         | 1        | —        | 1          | —          | —          | —             |
| 61111                           | Elementary & secondary schools .....                           | (C)   | (D)               | (D)           | 4                              | —   | 1         | 1         | 1        | —        | 1          | —          | —          | —             |
| <b>62</b>                       | <b>Health care and social assistance .....</b>                 | <b>1 467</b>                                    | <b>9 926</b>      | <b>42 413</b> | <b>82</b>                      | <b>40</b>   | <b>18</b> | <b>13</b> | <b>7</b> | <b>3</b> | —          | —          | <b>1</b>   | —             |
| 621                             | Ambulatory health care services .....                          | 381   | 3 094             | 14 226        | 56                             | 30  | 14        | 8         | 3        | 1        | —          | —          | —          | —             |
| 6211                            | Offices of physicians .....                                    | 236   | 2 050             | 9 818         | 32                             | 13  | 11        | 6         | 1        | 1        | —          | —          | —          | —             |
| 62111                           | Offices of physicians .....                                    | 236   | 2 050             | 9 818         | 32                             | 13  | 11        | 6         | 1        | 1        | —          | —          | —          | —             |
| 621111                          | Offices of physicians (exc mental health) .....                | 236   | 2 050             | 9 818         | 32                             | 13  | 11        | 6         | 1        | 1        | —          | —          | —          | —             |
| 622                             | Hospitals .....  | (F)   | (D)               | (D)           | 1                              | —   | —         | —         | —        | —        | —          | —          | 1          | —             |
| 6221                            | General medical & surgical hospitals .....                     | (F)   | (D)               | (D)           | 1                              | —   | —         | —         | —        | —        | —          | —          | 1          | —             |
| 62211                           | General medical & surgical hospitals .....                     | (F)   | (D)               | (D)           | 1                              | —   | —         | —         | —        | —        | —          | —          | 1          | —             |
| 623                             | Nursing & residential care facilities .....                    | (E)   | (D)               | (D)           | 8                              | —   | 1         | 1         | 4        | 2        | —          | —          | —          | —             |
| 6231                            | Nursing care facilities .....                                  | (C)   | (D)               | (D)           | 2                              | —   | —         | —         | 1        | 1        | —          | —          | —          | —             |
| 62311                           | Nursing care facilities .....                                  | (C)   | (D)               | (D)           | 2                              | —   | —         | —         | 1        | 1        | —          | —          | —          | —             |
| 6233                            | Community care facilities for the elderly .....                | 163   | 444               | 1 598         | 4                              | —   | 1         | —         | 2        | 1        | —          | —          | —          | —             |
| 62331                           | Community care facilities for the elderly .....                | 163   | 444               | 1 598         | 4                              | —   | 1         | —         | 2        | 1        | —          | —          | —          | —             |
| <b>71</b>                       | <b>Arts, entertainment &amp; recreation .....</b>              | <b>(C)</b>                                      | <b>(D)</b>        | <b>(D)</b>    | <b>9</b>                       | <b>2</b>  | <b>3</b>  | <b>3</b>  | —        | <b>1</b> | —          | —          | —          | —             |
| 713                             | Amusement, gambling & recreation industries .....              | (C)   | (D)               | (D)           | 8                              | 2   | 2         | 3         | —        | 1        | —          | —          | —          | —             |
| 7139                            | Other amusement & recreation industries .....                  | (C)   | (D)               | (D)           | 8                              | 2   | 2         | 3         | —        | 1        | —          | —          | —          | —             |
| 71394                           | Fitness & recreational sports centers .....                    | 105   | 112               | 390           | 3                              | —   | 1         | 1         | —        | 1        | —          | —          | —          | —             |
| 713940                          | Fitness & recreational sports centers .....                    | 105   | 112               | 390           | 3                              | —   | 1         | 1         | —        | 1        | —          | —          | —          | —             |

See footnotes at end of table.

**Table 6. Counties—Employees, Payroll, and Establishments by Industry: 2003—Con.**

[Excludes most government employees, railroad employees, and self-employed persons. Size class 1 to 4 includes establishments with payroll, but no employees, during mid-March pay period. (D) denotes figures withheld to avoid disclosing data for individual companies; the data are included in broader industry totals. Detailed industries with 100 or more employees are shown if industry was not a (D). For explanation of terms, abbreviations, and data reliability/comparability, see introductory text]

| NAICS code          | Industry   | Number of employees for week including March 12 | Payroll (\$1,000) |                | Total number of establishments | Number of establishments by employment-size class |            |           |           |           |            |            |            |               |
|---------------------|--|---|-------------------|----------------|--------------------------------|---|------------|-----------|-----------|-----------|------------|------------|------------|---------------|
|                     |  |   | First quarter     | Annual         |                                | 1 to 4  | 5 to 9     | 10 to 19  | 20 to 49  | 50 to 99  | 100 to 249 | 250 to 499 | 500 to 999 | 1,000 or more |
| <b>AUDRAIN—Con.</b> |  |   |                   |                |                                |   |            |           |           |           |            |            |            |               |
| <b>72</b>           | <b>Accommodation &amp; food services</b> .....                                 | <b>439</b>                                      | <b>785</b>        | <b>3 325</b>   | <b>33</b>                      | <b>11</b>   | <b>7</b>   | <b>5</b>  | <b>9</b>  | <b>1</b>  | —          | —          | —          | —             |
| 722                 | Food services & drinking places .....  | 421   | 748               | 3 132          | 30                             | 10  | 5          | 5         | 9         | 1         | —          | —          | —          | —             |
| 7221                | Full-service restaurants .....   | 146   | 242               | 940            | 13                             | 5   | 2          | 3         | 3         | —         | —          | —          | —          | —             |
| 72211               | Full-service restaurants .....   | 146   | 242               | 940            | 13                             | 5   | 2          | 3         | 3         | —         | —          | —          | —          | —             |
| 722110              | Full-service restaurants .....   | 146   | 242               | 940            | 13                             | 5   | 2          | 3         | 3         | —         | —          | —          | —          | —             |
| 7222                | Limited-service eating places .....  | 252   | 487               | 2 098          | 12                             | 2   | 2          | 1         | 6         | 1         | —          | —          | —          | —             |
| 72221               | Limited-service eating places .....  | 252   | 487               | 2 098          | 12                             | 2   | 2          | 1         | 6         | 1         | —          | —          | —          | —             |
| <b>81</b>           | <b>Other services (except public administration)</b> .....                     | <b>423</b>                                      | <b>1 746</b>      | <b>7 077</b>   | <b>82</b>                      | <b>58</b>   | <b>18</b>  | <b>4</b>  | <b>1</b>  | <b>1</b>  | —          | —          | —          | —             |
| 812                 | Personal & laundry services .....  | 131   | 809               | 3 229          | 15                             | 10  | 4          | —         | —         | 1         | —          | —          | —          | —             |
| 813                 | Religious, grantmaking, civic, prof & like organizations .....                 | 193   | 385               | 1 550          | 42                             | 31  | 7          | 3         | 1         | —         | —          | —          | —          | —             |
| <b>99</b>           | <b>Unclassified establishments</b> .....                                       | <b>(A)</b>                                      | <b>(D)</b>        | <b>(D)</b>     | <b>6</b>                       | <b>6</b>  | —          | —         | —         | —         | —          | —          | —          | —             |
| <b>BARRY</b>        |  |   |                   |                |                                |   |            |           |           |           |            |            |            |               |
|                     | <b>Total</b> .....   | <b>14 204</b>                                   | <b>91 460</b>     | <b>394 875</b> | <b>872</b>                     | <b>511</b>  | <b>186</b> | <b>83</b> | <b>53</b> | <b>18</b> | <b>11</b>  | <b>4</b>   | <b>4</b>   | <b>2</b>      |
| <b>11</b>           | <b>Forestry, fishing, hunting, and agriculture support</b> .....               | <b>(A)</b>                                      | <b>(D)</b>        | <b>(D)</b>     | <b>2</b>                       | <b>2</b>  | —          | —         | —         | —         | —          | —          | —          | —             |
| <b>21</b>           | <b>Mining</b> .....  | <b>(B)</b>                                      | <b>(D)</b>        | <b>(D)</b>     | <b>2</b>                       | <b>1</b>  | —          | —         | <b>1</b>  | —         | —          | —          | —          | —             |
| <b>22</b>           | <b>Utilities</b> .....   | <b>64</b>                                       | <b>675</b>        | <b>2 558</b>   | <b>4</b>                       | <b>2</b>  | —          | —         | <b>2</b>  | —         | —          | —          | —          | —             |
| <b>23</b>           | <b>Construction</b> .....  | <b>366</b>                                      | <b>1 791</b>      | <b>8 975</b>   | <b>84</b>                      | <b>61</b>   | <b>17</b>  | <b>4</b>  | <b>1</b>  | <b>1</b>  | —          | —          | —          | —             |
| 238                 | Specialty Trade Contractors .....  | 223   | 1 053             | 5 038          | 49                             | 33  | 12         | 3         | 1         | —         | —          | —          | —          | —             |
| <b>31-33</b>        | <b>Manufacturing</b> .....   | <b>5 987</b>                                    | <b>38 886</b>     | <b>168 360</b> | <b>54</b>                      | <b>13</b>   | <b>8</b>   | <b>6</b>  | <b>11</b> | <b>5</b>  | <b>5</b>   | <b>2</b>   | <b>3</b>   | <b>1</b>      |
| 311                 | Food mfg .....   | 2 011   | 9 194             | 43 376         | 9                              | 1   | 2          | —         | 1         | 1         | 2          | —          | 2          | —             |
| 3115                | Dairy product mfg .....  | (E)   | (D)               | (D)            | 2                              | —   | —          | —         | —         | 1         | 1          | —          | —          | —             |
| 31151               | Dairy product (exc frozen) mfg .....   | (E)   | (D)               | (D)            | 2                              | —   | —          | —         | —         | 1         | 1          | —          | —          | —             |
| 3116                | Animal slaughtering & processing .....   | 1 720   | 7 431             | 33 786         | 4                              | —   | 1          | —         | —         | —         | 1          | —          | 2          | —             |
| 31161               | Animal slaughtering & processing .....   | 1 720   | 7 431             | 33 786         | 4                              | —   | 1          | —         | —         | —         | 1          | —          | 2          | —             |
| 311615              | Poultry processing .....   | 1 720   | 7 431             | 33 786         | 4                              | —   | 1          | —         | —         | —         | 1          | —          | 2          | —             |
| 316                 | Leather & allied product mfg .....   | (C)   | (D)               | (D)            | 1                              | —   | —          | —         | —         | —         | 1          | —          | —          | —             |
| 3162                | Footwear mfg .....   | (C)   | (D)               | (D)            | 1                              | —   | —          | —         | —         | —         | 1          | —          | —          | —             |
| 31621               | Footwear mfg .....   | (C)   | (D)               | (D)            | 1                              | —   | —          | —         | —         | —         | 1          | —          | —          | —             |
| 331                 | Primary metal mfg .....  | 408   | 2 596             | 11 314         | 3                              | —   | —          | —         | 1         | 1         | —          | 1          | —          | —             |
| 3313                | Alumina & aluminum production & processing ..                                  | (E)   | (D)               | (D)            | 1                              | —   | —          | —         | —         | —         | —          | 1          | —          | —             |
| 33131               | Alumina & aluminum production & processing ..                                  | (E)   | (D)               | (D)            | 1                              | —   | —          | —         | —         | —         | —          | 1          | —          | —             |
| 332                 | Fabricated metal product mfg .....   | 1 951   | 13 418            | 54 615         | 14                             | 1   | 2          | 1         | 7         | 1         | 1          | —          | —          | 1             |
| 3323                | Architectural & structural metals mfg .....                                    | 1 672   | 11 797            | 48 174         | 4                              | —   | —          | —         | 2         | 1         | —          | —          | —          | 1             |
| 33232               | Ornamental & architectural metal prod mfg ...                                  | 1 672   | 11 797            | 48 174         | 4                              | —   | —          | —         | 2         | 1         | —          | —          | —          | 1             |
| 3326                | Spring & wire product mfg .....  | (C)   | (D)               | (D)            | 2                              | —   | —          | —         | 1         | —         | 1          | —          | —          | —             |
| 33261               | Spring & wire product mfg .....  | (C)   | (D)               | (D)            | 2                              | —   | —          | —         | 1         | —         | 1          | —          | —          | —             |
| 3327                | Mach shops, turn prod, screw, nut, bolt mfg ....                               | 140   | 901               | 3 660          | 7                              | 1   | 2          | —         | 4         | —         | —          | —          | —          | —             |
| 33271               | Machine shops .....  | 140   | 901               | 3 660          | 7                              | 1   | 2          | —         | 4         | —         | —          | —          | —          | —             |
| 332710              | Machine shops .....  | 140   | 901               | 3 660          | 7                              | 1   | 2          | —         | 4         | —         | —          | —          | —          | —             |
| 333                 | Machinery mfg .....  | (F)   | (D)               | (D)            | 4                              | 3   | —          | —         | —         | —         | —          | —          | 1          | —             |
| 3334                | HVAC & commercial refrigeration equipment mfg .....                            | (F)   | (D)               | (D)            | 1                              | —   | —          | —         | —         | —         | —          | —          | 1          | —             |
| 33341               | HVAC & commercial refrigeration equipment mfg .....                            | (F)   | (D)               | (D)            | 1                              | —   | —          | —         | —         | —         | —          | —          | 1          | —             |
| 336                 | Transportation equipment mfg .....   | (C)   | (D)               | (D)            | 2                              | 1   | —          | —         | —         | —         | 1          | —          | —          | —             |
| 3363                | Motor vehicle parts mfg .....  | (C)   | (D)               | (D)            | 1                              | —   | —          | —         | —         | —         | 1          | —          | —          | —             |
| 33632               | MV electrical & electronic equipment mfg ....                                  | (C)   | (D)               | (D)            | 1                              | —   | —          | —         | —         | —         | 1          | —          | —          | —             |
| 339                 | Miscellaneous mfg .....  | 548   | 3 331             | 15 562         | 8                              | 3   | 2          | —         | 1         | 1         | —          | 1          | —          | —             |
| 3399                | Other miscellaneous mfg .....  | (F)   | (D)               | (D)            | 7                              | 2   | 2          | —         | 1         | 1         | —          | 1          | —          | —             |
| 33992               | Sporting & athletic goods mfg .....  | (F)   | (D)               | (D)            | 3                              | —   | —          | —         | 1         | 1         | —          | 1          | —          | —             |
| <b>42</b>           | <b>Wholesale trade</b> .....   | <b>405</b>                                      | <b>3 267</b>      | <b>14 655</b>  | <b>34</b>                      | <b>20</b>   | <b>6</b>   | <b>4</b>  | <b>2</b>  | <b>—</b>  | <b>2</b>   | —          | —          | —             |
| 423                 | Merchant Wholesalers, Durable Goods .....                                      | 344   | 3 060             | 13 519         | 19                             | 8   | 6          | 1         | 2         | —         | 2          | —          | —          | —             |
| 4231                | Motor Vehicle and Motor Vehicle Parts and Supplies Merchant Wholesalers .....  | 197   | 1 377             | 5 900          | 6                              | 1   | 1          | 1         | 2         | —         | 1          | —          | —          | —             |
| 42313               | Tire and Tube Merchant Wholesalers .....                                       | (C)   | (D)               | (D)            | 5                              | 1   | —          | 1         | 2         | —         | 1          | —          | —          | —             |
| 4234                | Professional and Commercial Equipment and Supplies Merchant Wholesalers .....  | (C)   | (D)               | (D)            | 1                              | —   | —          | —         | —         | —         | 1          | —          | —          | —             |
| 42343               | Computer and Computer Peripheral Equipment and Software Merchant Wholesa ..... | (C)   | (D)               | (D)            | 1                              | —   | —          | —         | —         | —         | 1          | —          | —          | —             |

See footnotes at end of table.

**Table 6. Counties—Employees, Payroll, and Establishments by Industry: 2003—Con.**

[Excludes most government employees, railroad employees, and self-employed persons. Size class 1 to 4 includes establishments with payroll, but no employees, during mid-March pay period. (D) denotes figures withheld to avoid disclosing data for individual companies; the data are included in broader industry totals. Detailed industries with 100 or more employees are shown if industry was not a (D). For explanation of terms, abbreviations, and data reliability/comparability, see introductory text]

| NAICS code        | Industry   | Number of employees for week including March 12 | Payroll (\$1,000) |               | Total number of establishments | Number of establishments by employment-size class |           |           |           |          |            |            |            |               |
|-------------------|--|---|-------------------|---------------|--------------------------------|---|-----------|-----------|-----------|----------|------------|------------|------------|---------------|
|                   |  |   | First quarter     | Annual        |                                | 1 to 4  | 5 to 9    | 10 to 19  | 20 to 49  | 50 to 99 | 100 to 249 | 250 to 499 | 500 to 999 | 1,000 or more |
| <b>BARRY—Con.</b> |  |   |                   |               |                                |   |           |           |           |          |            |            |            |               |
| <b>44-45</b>      | <b>Retail trade</b> .....  | <b>1 591</b>                                    | <b>6 522</b>      | <b>27 531</b> | <b>170</b>                     | <b>81</b>   | <b>55</b> | <b>21</b> | <b>9</b>  | <b>2</b> | <b>1</b>   | <b>1</b>   |            |               |
| 441               | Motor vehicle & parts dealers .....  | 217   | 1 223             | 5 563         | 28                             | 13  | 8         | 4         | 3         |          |            |            |            |               |
| 4411              | Automobile dealers .....   | 111   | 724               | 3 075         | 10                             | 5   | 2         |           | 3         |          |            |            |            |               |
| 444               | Bldg material & garden equip & supp dealers .....                              | 149   | 762               | 3 024         | 21                             | 10  | 4         | 6         | 1         |          |            |            |            |               |
| 445               | Food & beverage stores .....   | 274   | 794               | 3 503         | 21                             | 10  | 4         | 2         | 3         | 2        |            |            |            |               |
| 4451              | Grocery stores .....   | 232   | 692               | 3 008         | 13                             | 4   | 3         | 2         | 2         | 2        |            |            |            |               |
| 44511             | Grocery (except convenience) stores .....                                      | 203   | 624               | 2 693         | 8                              | 2   | 1         | 1         | 2         | 2        |            |            |            |               |
| 445110            | Grocery (except convenience) stores .....                                      | 203   | 624               | 2 693         | 8                              | 2   | 1         | 1         | 2         | 2        |            |            |            |               |
| 447               | Gasoline stations .....  | 191   | 607               | 2 853         | 33                             | 13  | 16        | 3         | 1         |          |            |            |            |               |
| 4471              | Gasoline stations .....  | 191   | 607               | 2 853         | 33                             | 13  | 16        | 3         | 1         |          |            |            |            |               |
| 44711             | Gasoline stations with convenience stores .....                                | 177   | 563               | 2 558         | 28                             | 9   | 15        | 3         | 1         |          |            |            |            |               |
| 447110            | Gasoline stations with convenience stores .....                                | 177   | 563               | 2 558         | 28                             | 9   | 15        | 3         | 1         |          |            |            |            |               |
| 452               | General merchandise stores .....   | (F)   | (D)               | (D)           | 10                             | 2   | 5         | 1         |           |          | 1          | 1          |            |               |
| 4521              | Department stores .....  | (C)   | (D)               | (D)           | 1                              |   |           |           |           |          | 1          |            |            |               |
| 45211             | Department stores .....  | (C)   | (D)               | (D)           | 1                              |   |           |           |           |          | 1          |            |            |               |
| 4529              | Other general merchandise stores .....   | (E)   | (D)               | (D)           | 9                              | 2   | 5         | 1         |           |          |            | 1          |            |               |
| 45291             | Warehouse clubs & superstores .....  | (E)   | (D)               | (D)           | 1                              |   |           |           |           |          |            | 1          |            |               |
| <b>48-49</b>      | <b>Transportation &amp; warehousing</b> .....                                  | <b>208</b>                                      | <b>785</b>        | <b>3 421</b>  | <b>45</b>                      | <b>36</b>   | <b>5</b>  | <b>2</b>  | <b>1</b>  | <b>1</b> |            |            |            |               |
| 484               | Truck transportation .....   | 105   | 548               | 2 513         | 38                             | 31  | 5         | 2         |           |          |            |            |            |               |
| <b>51</b>         | <b>Information</b> .....   | <b>992</b>                                      | <b>8 533</b>      | <b>38 629</b> | <b>17</b>                      | <b>4</b>  | <b>9</b>  | <b>2</b>  |           |          | <b>1</b>   |            | <b>1</b>   |               |
| 511               | Publishing industries .....  | (E)   | (D)               | (D)           | 5                              | 1   | 2         | 1         |           |          | 1          |            |            |               |
| 5112              | Software publishers .....  | (C)   | (D)               | (D)           | 1                              |   |           |           |           |          | 1          |            |            |               |
| 51121             | Software publishers .....  | (C)   | (D)               | (D)           | 1                              |   |           |           |           |          | 1          |            |            |               |
| 518               | Internet Service Providers, Web Search Portals, and Data Processing Serv ..... | (F)   | (D)               | (D)           | 4                              | 1   | 2         |           |           |          |            |            | 1          |               |
| 5182              | Data Processing, Hosting, and Related Services .....                           | (F)   | (D)               | (D)           | 2                              | 1   |           |           |           |          |            |            | 1          |               |
| 51821             | Data Processing, Hosting, and Related Services .....                           | (F)   | (D)               | (D)           | 2                              | 1   |           |           |           |          |            |            | 1          |               |
| <b>52</b>         | <b>Finance &amp; insurance</b> .....   | <b>291</b>                                      | <b>1 755</b>      | <b>6 967</b>  | <b>59</b>                      | <b>37</b>   | <b>15</b> | <b>5</b>  | <b>2</b>  |          |            |            |            |               |
| 522               | Credit intermediation & related activities .....                               | 231   | 1 449             | 5 597         | 34                             | 16  | 12        | 4         | 2         |          |            |            |            |               |
| 5221              | Depository credit intermediation .....   | 206   | 1 345             | 5 180         | 24                             | 7   | 11        | 4         | 2         |          |            |            |            |               |
| 52211             | Commercial banking .....   | 206   | 1 345             | 5 180         | 24                             | 7   | 11        | 4         | 2         |          |            |            |            |               |
| 522110            | Commercial banking .....   | 206   | 1 345             | 5 180         | 24                             | 7   | 11        | 4         | 2         |          |            |            |            |               |
| <b>53</b>         | <b>Real estate &amp; rental &amp; leasing</b> .....                            | <b>118</b>                                      | <b>322</b>        | <b>1 423</b>  | <b>24</b>                      | <b>19</b>   | <b>3</b>  |           | <b>2</b>  |          |            |            |            |               |
| <b>54</b>         | <b>Professional, scientific &amp; technical services</b> .....                 | <b>(G)</b>                                      | <b>(D)</b>        | <b>(D)</b>    | <b>49</b>                      | <b>25</b>   | <b>14</b> | <b>6</b>  | <b>2</b>  | <b>1</b> |            |            |            | <b>1</b>      |
| 541               | Professional, scientific & technical services .....                            | (G)   | (D)               | (D)           | 49                             | 25  | 14        | 6         | 2         | 1        |            |            |            | 1             |
| 5415              | Computer systems design & related services .....                               | (G)   | (D)               | (D)           | 5                              | 1   | 1         | 1         |           | 1        |            |            |            | 1             |
| 54151             | Computer systems design & related services .....                               | (G)   | (D)               | (D)           | 5                              | 1   | 1         | 1         |           | 1        |            |            |            | 1             |
| <b>55</b>         | <b>Management of companies &amp; enterprises</b> .....                         | <b>15</b>                                       | <b>145</b>        | <b>587</b>    | <b>3</b>                       | <b>1</b>  | <b>2</b>  |           |           |          |            |            |            |               |
| <b>56</b>         | <b>Admin. support, waste mgt, remediation services</b> .....                   | <b>(E)</b>                                      | <b>(D)</b>        | <b>(D)</b>    | <b>18</b>                      | <b>10</b>   | <b>4</b>  | <b>1</b>  | <b>1</b>  | <b>1</b> | <b>1</b>   |            |            |               |
| 561               | Administrative & support services .....  | (E)   | (D)               | (D)           | 16                             | 9   | 3         | 1         | 1         | 1        | 1          |            |            |               |
| 5613              | Employment services .....  | (C)   | (D)               | (D)           | 4                              |   | 1         |           | 1         | 1        | 1          |            |            |               |
| 56132             | Temporary help services .....  | (C)   | (D)               | (D)           | 3                              |   |           |           | 1         | 1        | 1          |            |            |               |
| <b>61</b>         | <b>Educational services</b> .....  | <b>27</b>                                       | <b>45</b>         | <b>198</b>    | <b>3</b>                       | <b>1</b>  | <b>1</b>  | <b>1</b>  |           |          |            |            |            |               |
| <b>62</b>         | <b>Health care and social assistance</b> .....                                 | <b>1 128</b>                                    | <b>6 027</b>      | <b>24 422</b> | <b>64</b>                      | <b>33</b>   | <b>16</b> | <b>3</b>  | <b>5</b>  | <b>5</b> | <b>1</b>   | <b>1</b>   |            |               |
| 621               | Ambulatory health care services .....  | 172   | 1 139             | 4 846         | 31                             | 18  | 8         | 3         | 2         |          |            |            |            |               |
| 622               | Hospitals .....  | (E)   | (D)               | (D)           | 4                              | 2   |           |           |           |          | 1          | 1          |            |               |
| 6221              | General medical & surgical hospitals .....                                     | (E)   | (D)               | (D)           | 4                              | 2   |           |           |           |          | 1          | 1          |            |               |
| 62211             | General medical & surgical hospitals .....                                     | (E)   | (D)               | (D)           | 4                              | 2   |           |           |           |          | 1          | 1          |            |               |
| 623               | Nursing & residential care facilities .....                                    | 376   | 1 502             | 6 473         | 14                             | 3   | 5         |           | 3         | 3        |            |            |            |               |
| 6231              | Nursing care facilities .....  | 267   | 1 177             | 5 024         | 4                              |   |           |           | 1         | 3        |            |            |            |               |
| 62311             | Nursing care facilities .....  | 267   | 1 177             | 5 024         | 4                              |   |           |           | 1         | 3        |            |            |            |               |
| 623110            | Nursing care facilities .....  | 267   | 1 177             | 5 024         | 4                              |   |           |           | 1         | 3        |            |            |            |               |
| 624               | Social assistance .....  | (C)   | (D)               | (D)           | 15                             | 10  | 3         |           | 2         |          |            |            |            |               |
| <b>71</b>         | <b>Arts, entertainment &amp; recreation</b> .....                              | <b>48</b>                                       | <b>243</b>        | <b>1 225</b>  | <b>11</b>                      | <b>6</b>  | <b>4</b>  | <b>1</b>  |           |          |            |            |            |               |
| <b>72</b>         | <b>Accommodation &amp; food services</b> .....                                 | <b>858</b>                                      | <b>1 561</b>      | <b>7 013</b>  | <b>67</b>                      | <b>25</b>   | <b>8</b>  | <b>18</b> | <b>14</b> | <b>2</b> |            |            |            |               |
| 722               | Food services & drinking places .....  | 783   | 1 445             | 6 308         | 56                             | 17  | 7         | 17        | 14        | 1        |            |            |            |               |
| 7221              | Full-service restaurants .....   | 340   | 599               | 2 371         | 27                             | 6   | 4         | 12        | 5         |          |            |            |            |               |
| 72211             | Full-service restaurants .....   | 340   | 599               | 2 371         | 27                             | 6   | 4         | 12        | 5         |          |            |            |            |               |
| 722110            | Full-service restaurants .....   | 340   | 599               | 2 371         | 27                             | 6   | 4         | 12        | 5         |          |            |            |            |               |
| 7222              | Limited-service eating places .....  | 433   | 835               | 3 886         | 25                             | 7   | 3         | 5         | 9         | 1        |            |            |            |               |
| 72221             | Limited-service eating places .....  | 433   | 835               | 3 886         | 25                             | 7   | 3         | 5         | 9         | 1        |            |            |            |               |
| 722211            | Limited-service restaurants .....  | 404   | 776               | 3 627         | 20                             | 3   | 3         | 5         | 8         | 1        |            |            |            |               |
| <b>81</b>         | <b>Other services (except public administration)</b> .....                     | <b>379</b>                                      | <b>1 290</b>      | <b>5 399</b>  | <b>112</b>                     | <b>84</b>   | <b>19</b> | <b>9</b>  |           |          |            |            |            |               |
| 813               | Religious, grantmaking, civic, prof & like organizations .....                 | 216   | 578               | 2 366         | 54                             | 38  | 10        | 6         |           |          |            |            |            |               |
| 8131              | Religious organizations .....  | 175   | 475               | 1 957         | 41                             | 29  | 6         | 6         |           |          |            |            |            |               |
| 81311             | Religious organizations .....  | 175   | 475               | 1 957         | 41                             | 29  | 6         | 6         |           |          |            |            |            |               |
| 813110            | Religious organizations .....  | 175   | 475               | 1 957         | 41                             | 29  | 6         | 6         |           |          |            |            |            |               |

See footnotes at end of table.



**Table 6. Counties—Employees, Payroll, and Establishments by Industry: 2003—Con.**

[Excludes most government employees, railroad employees, and self-employed persons. Size class 1 to 4 includes establishments with payroll, but no employees, during mid-March pay period. (D) denotes figures withheld to avoid disclosing data for individual companies; the data are included in broader industry totals. Detailed industries with 100 or more employees are shown if industry was not a (D). For explanation of terms, abbreviations, and data reliability/comparability, see introductory text]

| NAICS code        | Industry   | Number of employees for week including March 12 | Payroll (\$1,000) |         | Total number of establishments | Number of establishments by employment-size class |        |          |          |          |            |            |            |               |  |
|-------------------|--|---|-------------------|---------|--------------------------------|---|--------|----------|----------|----------|------------|------------|------------|---------------|--|
|                   |  |   | First quarter     | Annual  |                                | 1 to 4  | 5 to 9 | 10 to 19 | 20 to 49 | 50 to 99 | 100 to 249 | 250 to 499 | 500 to 999 | 1,000 or more |  |
| <b>BARRY—Con.</b> |  |   |                   |         |                                |   |        |          |          |          |            |            |            |               |  |
| 99                | <b>Unclassified establishments</b> .....                         | 41  | 77                | 328     | 50                             | 50  | —      | —        | —        | —        | —          | —          | —          | —             |  |
| <b>BARTON</b>     |  |   |                   |         |                                |   |        |          |          |          |            |            |            |               |  |
|                   | <b>Total</b> .....   | 4 624   | 25 895            | 113 671 | 290                            | 170   | 53     | 37       | 17       | 6        | 4          | 2          | —          | 1             |  |
| 11                | <b>Forestry, fishing, hunting, and agriculture support</b> ..... | (A)   | (D)               | (D)     | 2                              | 2   | —      | —        | —        | —        | —          | —          | —          | —             |  |
| 21                | <b>Mining</b> .....  | (A)   | (D)               | (D)     | 1                              | 1   | —      | —        | —        | —        | —          | —          | —          | —             |  |
| 22                | <b>Utilities</b> .....   | (B)   | (D)               | (D)     | 1                              | —   | —      | —        | 1        | —        | —          | —          | —          | —             |  |
| 23                | <b>Construction</b> .....  | 151   | 729               | 3 753   | 31                             | 19  | 8      | 3        | 1        | —        | —          | —          | —          | —             |  |
| 31-33             | <b>Manufacturing</b> .....                                       | 1 853   | 13 759            | 62 482  | 19                             | 10  | 4      | 1        | 1        | 1        | —          | 1          | —          | 1             |  |
| 332               | Fabricated metal product mfg .....                               | (E)   | (D)               | (D)     | 1                              | —   | —      | —        | —        | —        | —          | —          | 1          | —             |  |
| 3326              | Spring & wire product mfg .....                                  | (E)   | (D)               | (D)     | 1                              | —   | —      | —        | —        | —        | —          | —          | 1          | —             |  |
| 33261             | Spring & wire product mfg .....                                  | (E)   | (D)               | (D)     | 1                              | —   | —      | —        | —        | —        | —          | —          | 1          | —             |  |
| 337               | Furniture & related product mfg .....                            | (G)   | (D)               | (D)     | 3                              | 2   | —      | —        | —        | —        | —          | —          | —          | 1             |  |
| 3371              | HH & institutional furniture & kitchen cabinet mfg .....         | (G)   | (D)               | (D)     | 3                              | 2   | —      | —        | —        | —        | —          | —          | —          | 1             |  |
| 33712             | Household & institutional furniture mfg .....                    | (G)   | (D)               | (D)     | 3                              | 2   | —      | —        | —        | —        | —          | —          | —          | 1             |  |
| 42                | <b>Wholesale trade</b> .....                                     | 173   | 1 116             | 4 047   | 17                             | 7   | 5      | 3        | 2        | —        | —          | —          | —          | —             |  |
| 44-45             | <b>Retail trade</b> .....  | 662   | 2 582             | 10 597  | 51                             | 22  | 14     | 9        | 3        | 2        | 1          | —          | —          | —             |  |
| 445               | Food & beverage stores .....                                     | 239   | 704               | 2 830   | 5                              | 2   | —      | 1        | —        | 1        | 1          | —          | —          | —             |  |
| 4451              | Grocery stores .....   | (C)   | (D)               | (D)     | 3                              | 1   | —      | —        | —        | 1        | 1          | —          | —          | —             |  |
| 44511             | Grocery (except convenience) stores .....                        | (C)   | (D)               | (D)     | 3                              | 1   | —      | —        | —        | 1        | 1          | —          | —          | —             |  |
| 447               | Gasoline stations .....  | 108   | 476               | 2 208   | 10                             | 1   | 4      | 4        | 1        | —        | —          | —          | —          | —             |  |
| 4471              | Gasoline stations .....  | 108   | 476               | 2 208   | 10                             | 1   | 4      | 4        | 1        | —        | —          | —          | —          | —             |  |
| 452               | General merchandise stores .....                                 | (C)   | (D)               | (D)     | 3                              | 1   | 1      | —        | —        | 1        | —          | —          | —          | —             |  |
| 48-49             | <b>Transportation &amp; warehousing</b> .....                    | 36  | 227               | 889     | 13                             | 12  | —      | 1        | —        | —        | —          | —          | —          | —             |  |
| 51                | <b>Information</b> .....   | 55  | 202               | 761     | 9                              | 4   | 2      | 3        | —        | —        | —          | —          | —          | —             |  |
| 52                | <b>Finance &amp; insurance</b> .....                             | 180   | 1 110             | 4 705   | 22                             | 14  | 2      | 4        | 1        | 1        | —          | —          | —          | —             |  |
| 522               | Credit intermediation & related activities .....                 | (C)   | (D)               | (D)     | 10                             | 3   | 2      | 4        | 1        | —        | —          | —          | —          | —             |  |
| 5221              | Depository credit intermediation .....                           | 102   | 634               | 2 584   | 8                              | 1   | 2      | 4        | 1        | —        | —          | —          | —          | —             |  |
| 52211             | Commercial banking .....   | 102   | 634               | 2 584   | 8                              | 1   | 2      | 4        | 1        | —        | —          | —          | —          | —             |  |
| 522110            | Commercial banking .....   | 102   | 634               | 2 584   | 8                              | 1   | 2      | 4        | 1        | —        | —          | —          | —          | —             |  |
| 53                | <b>Real estate &amp; rental &amp; leasing</b> .....              | (B)   | (D)               | (D)     | 5                              | 2   | 2      | 1        | —        | —        | —          | —          | —          | —             |  |
| 54                | <b>Professional, scientific &amp; technical services</b> .....   | 107   | 614               | 3 107   | 16                             | 13  | 2      | —        | —        | 1        | —          | —          | —          | —             |  |
| 541               | Professional, scientific & technical services .....              | 107   | 614               | 3 107   | 16                             | 13  | 2      | —        | —        | 1        | —          | —          | —          | —             |  |
| 56                | <b>Admin, support, waste mgt, remediation services</b> .....     | 123   | 404               | 1 617   | 5                              | 2   | 1      | 1        | —        | —        | 1          | —          | —          | —             |  |
| 561               | Administrative & support services .....                          | (C)   | (D)               | (D)     | 3                              | 2   | —      | —        | —        | —        | 1          | —          | —          | —             |  |
| 5613              | Employment services .....  | (C)   | (D)               | (D)     | 1                              | —   | —      | —        | —        | —        | 1          | —          | —          | —             |  |
| 56132             | Temporary help services .....                                    | (C)   | (D)               | (D)     | 1                              | —   | —      | —        | —        | —        | 1          | —          | —          | —             |  |
| 62                | <b>Health care and social assistance</b> .....                   | 774   | 3 437             | 13 502  | 27                             | 13  | 5      | 3        | 2        | 1        | 2          | 1          | —          | —             |  |
| 621               | Ambulatory health care services .....                            | 305   | 1 069             | 4 391   | 10                             | 4   | 3      | 2        | —        | —        | —          | 1          | —          | —             |  |
| 6216              | Home health care services .....                                  | (E)   | (D)               | (D)     | 2                              | 1   | —      | —        | —        | —        | —          | 1          | —          | —             |  |
| 62161             | Home health care services .....                                  | (E)   | (D)               | (D)     | 2                              | 1   | —      | —        | —        | —        | —          | 1          | —          | —             |  |
| 622               | Hospitals .....  | (C)   | (D)               | (D)     | 1                              | —   | —      | —        | —        | —        | 1          | —          | —          | —             |  |
| 6221              | General medical & surgical hospitals .....                       | (C)   | (D)               | (D)     | 1                              | —   | —      | —        | —        | —        | 1          | —          | —          | —             |  |
| 62211             | General medical & surgical hospitals .....                       | (C)   | (D)               | (D)     | 1                              | —   | —      | —        | —        | —        | 1          | —          | —          | —             |  |
| 623               | Nursing & residential care facilities .....                      | 111   | 550               | 2 327   | 6                              | 3   | 1      | —        | 1        | 1        | —          | —          | —          | —             |  |
| 624               | Social assistance .....  | (C)   | (D)               | (D)     | 10                             | 6   | 1      | 1        | —        | —        | 1          | —          | —          | —             |  |
| 6241              | Individual & family services .....                               | (C)   | (D)               | (D)     | 2                              | 1   | —      | —        | —        | —        | 1          | —          | —          | —             |  |
| 62412             | Services for elderly & disabled persons .....                    | (C)   | (D)               | (D)     | 1                              | —   | —      | —        | —        | —        | 1          | —          | —          | —             |  |
| 71                | <b>Arts, entertainment &amp; recreation</b> .....                | (A)   | (D)               | (D)     | 4                              | 2   | 1      | 1        | —        | —        | —          | —          | —          | —             |  |
| 72                | <b>Accommodation &amp; food services</b> .....                   | 307   | 469               | 2 089   | 23                             | 9   | 3      | 5        | 6        | —        | —          | —          | —          | —             |  |
| 722               | Food services & drinking places .....                            | (E)   | (D)               | (D)     | 21                             | 9   | 2      | 5        | 5        | —        | —          | —          | —          | —             |  |
| 7221              | Full-service restaurants .....                                   | 134   | 180               | 753     | 9                              | 4   | —      | 2        | 3        | —        | —          | —          | —          | —             |  |
| 72211             | Full-service restaurants .....                                   | 134   | 180               | 753     | 9                              | 4   | —      | 2        | 3        | —        | —          | —          | —          | —             |  |
| 722110            | Full-service restaurants .....                                   | 134   | 180               | 753     | 9                              | 4   | —      | 2        | 3        | —        | —          | —          | —          | —             |  |
| 7222              | Limited-service eating places .....                              | 111   | 198               | 971     | 10                             | 4   | 2      | 2        | 2        | —        | —          | —          | —          | —             |  |
| 72221             | Limited-service eating places .....                              | 111   | 198               | 971     | 10                             | 4   | 2      | 2        | 2        | —        | —          | —          | —          | —             |  |
| 81                | <b>Other services (except public administration)</b> .....       | 100   | 369               | 2 606   | 38                             | 32  | 4      | 2        | —        | —        | —          | —          | —          | —             |  |
| 99                | <b>Unclassified establishments</b> .....                         | 7   | 15                | 55      | 6                              | 6   | —      | —        | —        | —        | —          | —          | —          | —             |  |

See footnotes at end of table.

**Table 6. Counties—Employees, Payroll, and Establishments by Industry: 2003—Con.**

[Excludes most government employees, railroad employees, and self-employed persons. Size class 1 to 4 includes establishments with payroll, but no employees, during mid-March pay period. (D) denotes figures withheld to avoid disclosing data for individual companies; the data are included in broader industry totals. Detailed industries with 100 or more employees are shown if industry was not a (D). For explanation of terms, abbreviations, and data reliability/comparability, see introductory text]

| NAICS code    | Industry   | Number of employees for week including March 12 | Payroll (\$1,000) |               | Total number of establishments | Number of establishments by employment-size class |           |           |           |          |            |            |            |               |
|---------------|--|---|-------------------|---------------|--------------------------------|---|-----------|-----------|-----------|----------|------------|------------|------------|---------------|
|               |  |   | First quarter     | Annual        |                                | 1 to 4  | 5 to 9    | 10 to 19  | 20 to 49  | 50 to 99 | 100 to 249 | 250 to 499 | 500 to 999 | 1,000 or more |
| <b>BATES</b>  |  |   |                   |               |                                |   |           |           |           |          |            |            |            |               |
|               | <b>Total</b> .....   | <b>3 001</b>                                    | <b>13 702</b>     | <b>57 792</b> | <b>415</b>                     | <b>265</b>  | <b>71</b> | <b>47</b> | <b>26</b> | <b>3</b> | <b>2</b>   | <b>1</b>   |            |               |
| 21            | <b>Mining</b> .....  | (B)   | (D)               | (D)           | 5                              | 3   | 1         | 1         |           |          |            |            |            |               |
| 22            | <b>Utilities</b> .....   | (B)   | (D)               | (D)           | 2                              |   | 1         |           | 1         |          |            |            |            |               |
| 23            | <b>Construction</b> .....  | <b>161</b>                                      | <b>600</b>        | <b>2 685</b>  | <b>49</b>                      | <b>37</b>   | <b>9</b>  | <b>3</b>  |           |          |            |            |            |               |
| 238           | Specialty Trade Contractors .....                                | 133   | 481               | 2 122         | 36                             | 26  | 7         | 3         |           |          |            |            |            |               |
| 31-33         | <b>Manufacturing</b> .....                                       | <b>295</b>                                      | <b>1 659</b>      | <b>6 461</b>  | <b>18</b>                      | <b>7</b>  | <b>1</b>  | <b>5</b>  | <b>4</b>  |          | <b>1</b>   |            |            |               |
| 332           | Fabricated metal product mfg .....                               | (C)   | (D)               | (D)           | 1                              |   |           |           |           |          | 1          |            |            |               |
| 3326          | Spring & wire product mfg .....                                  | (C)   | (D)               | (D)           | 1                              |   |           |           |           |          | 1          |            |            |               |
| 33261         | Spring & wire product mfg .....                                  | (C)   | (D)               | (D)           | 1                              |   |           |           |           |          | 1          |            |            |               |
| 42            | <b>Wholesale trade</b> .....                                     | <b>162</b>                                      | <b>778</b>        | <b>4 041</b>  | <b>17</b>                      | <b>9</b>  | <b>2</b>  | <b>2</b>  | <b>4</b>  |          |            |            |            |               |
| 424           | Merchant Wholesalers, Nondurable Goods .....                     | 102   | 482               | 2 660         | 9                              | 5   |           | 1         | 3         |          |            |            |            |               |
| 44-45         | <b>Retail trade</b> .....  | <b>596</b>                                      | <b>2 291</b>      | <b>9 670</b>  | <b>76</b>                      | <b>45</b>   | <b>16</b> | <b>9</b>  | <b>4</b>  | <b>1</b> | <b>1</b>   |            |            |               |
| 445           | Food & beverage stores .....                                     | 174   | 511               | 2 041         | 9                              | 4   |           | 1         | 3         | 1        |            |            |            |               |
| 4451          | Grocery stores .....   | (C)   | (D)               | (D)           | 5                              | 1   |           |           | 3         | 1        |            |            |            |               |
| 44511         | Grocery (except convenience) stores .....                        | 157   | 463               | 1 842         | 4                              |   |           |           | 3         | 1        |            |            |            |               |
| 445110        | Grocery (except convenience) stores .....                        | 157   | 463               | 1 842         | 4                              |   |           |           | 3         | 1        |            |            |            |               |
| 452           | General merchandise stores .....                                 | (C)   | (D)               | (D)           | 2                              |   | 1         |           |           |          | 1          |            |            |               |
| 4521          | Department stores .....  | (C)   | (D)               | (D)           | 1                              |   |           |           |           |          | 1          |            |            |               |
| 45211         | Department stores .....  | (C)   | (D)               | (D)           | 1                              |   |           |           |           |          | 1          |            |            |               |
| 48-49         | <b>Transportation &amp; warehousing</b> .....                    | <b>177</b>                                      | <b>1 029</b>      | <b>4 106</b>  | <b>35</b>                      | <b>25</b>   | <b>5</b>  | <b>3</b>  | <b>2</b>  |          |            |            |            |               |
| 484           | Truck transportation .....                                       | (C)   | (D)               | (D)           | 29                             | 22  | 3         | 3         | 1         |          |            |            |            |               |
| 51            | <b>Information</b> .....   | <b>68</b>                                       | <b>254</b>        | <b>1 037</b>  | <b>9</b>                       | <b>5</b>  | <b>2</b>  | <b>1</b>  | <b>1</b>  |          |            |            |            |               |
| 52            | <b>Finance &amp; insurance</b> .....                             | <b>181</b>                                      | <b>1 225</b>      | <b>5 317</b>  | <b>28</b>                      | <b>13</b>   | <b>8</b>  | <b>5</b>  | <b>2</b>  |          |            |            |            |               |
| 522           | Credit intermediation & related activities .....                 | (C)   | (D)               | (D)           | 12                             | 3   | 4         | 3         | 2         |          |            |            |            |               |
| 5221          | Depository credit intermediation .....                           | 117   | 805               | 3 642         | 11                             | 2   | 4         | 3         | 2         |          |            |            |            |               |
| 52211         | Commercial banking .....   | 117   | 805               | 3 642         | 11                             | 2   | 4         | 3         | 2         |          |            |            |            |               |
| 522110        | Commercial banking .....   | 117   | 805               | 3 642         | 11                             | 2   | 4         | 3         | 2         |          |            |            |            |               |
| 53            | <b>Real estate &amp; rental &amp; leasing</b> .....              | <b>23</b>                                       | <b>65</b>         | <b>278</b>    | <b>7</b>                       | <b>4</b>  | <b>3</b>  |           |           |          |            |            |            |               |
| 54            | <b>Professional, scientific &amp; technical services</b> .....   | <b>76</b>                                       | <b>374</b>        | <b>1 821</b>  | <b>23</b>                      | <b>19</b>   | <b>2</b>  | <b>2</b>  |           |          |            |            |            |               |
| 55            | <b>Management of companies &amp; enterprises</b> .....           | (A)   | (D)               | (D)           | 2                              | 1   |           | 1         |           |          |            |            |            |               |
| 56            | <b>Admin, support, waste mgt, remediation services</b> .....     | (B)   | (D)               | (D)           | 8                              | 7   |           |           | 1         |          |            |            |            |               |
| 62            | <b>Health care and social assistance</b> .....                   | <b>614</b>                                      | <b>3 535</b>      | <b>14 051</b> | <b>32</b>                      | <b>15</b>   | <b>7</b>  | <b>5</b>  | <b>2</b>  | <b>2</b> |            | <b>1</b>   |            |               |
| 621           | Ambulatory health care services .....                            | 113   | 776               | 3 135         | 18                             | 10  | 3         | 4         | 1         |          |            |            |            |               |
| 622           | Hospitals .....  | (E)   | (D)               | (D)           | 1                              |   |           |           |           |          |            | 1          |            |               |
| 6221          | General medical & surgical hospitals .....                       | (E)   | (D)               | (D)           | 1                              |   |           |           |           |          |            | 1          |            |               |
| 62211         | General medical & surgical hospitals .....                       | (E)   | (D)               | (D)           | 1                              |   |           |           |           |          |            | 1          |            |               |
| 623           | Nursing & residential care facilities .....                      | (C)   | (D)               | (D)           | 6                              | 2   |           | 1         | 1         |          |            |            |            |               |
| 6231          | Nursing care facilities .....                                    | (C)   | (D)               | (D)           | 4                              | 1   |           | 1         |           | 2        |            |            |            |               |
| 62311         | Nursing care facilities .....                                    | (C)   | (D)               | (D)           | 4                              | 1   |           | 1         |           | 2        |            |            |            |               |
| 71            | <b>Arts, entertainment &amp; recreation</b> .....                | (A)   | (D)               | (D)           | 5                              | 3   | 2         |           |           |          |            |            |            |               |
| 72            | <b>Accommodation &amp; food services</b> .....                   | <b>354</b>                                      | <b>502</b>        | <b>2 452</b>  | <b>34</b>                      | <b>17</b>   | <b>5</b>  | <b>7</b>  | <b>5</b>  |          |            |            |            |               |
| 722           | Food services & drinking places .....                            | (E)   | (D)               | (D)           | 29                             | 13  | 4         | 7         | 5         |          |            |            |            |               |
| 7221          | Full-service restaurants .....                                   | 150   | 181               | 921           | 16                             | 8   | 3         | 3         | 2         |          |            |            |            |               |
| 72211         | Full-service restaurants .....                                   | 150   | 181               | 921           | 16                             | 8   | 3         | 3         | 2         |          |            |            |            |               |
| 722110        | Full-service restaurants .....                                   | 150   | 181               | 921           | 16                             | 8   | 3         | 3         | 2         |          |            |            |            |               |
| 7222          | Limited-service eating places .....                              | 187   | 281               | 1 347         | 12                             | 4   | 1         | 4         | 3         |          |            |            |            |               |
| 72221         | Limited-service eating places .....                              | 187   | 281               | 1 347         | 12                             | 4   | 1         | 4         | 3         |          |            |            |            |               |
| 81            | <b>Other services (except public administration)</b> .....       | <b>139</b>                                      | <b>349</b>        | <b>1 631</b>  | <b>45</b>                      | <b>35</b>   | <b>7</b>  | <b>3</b>  |           |          |            |            |            |               |
| 99            | <b>Unclassified establishments</b> .....                         | (A)   | (D)               | (D)           | 20                             | 20  |           |           |           |          |            |            |            |               |
| <b>BENTON</b> |  |   |                   |               |                                |   |           |           |           |          |            |            |            |               |
|               | <b>Total</b> .....   | <b>2 554</b>                                    | <b>10 294</b>     | <b>46 545</b> | <b>421</b>                     | <b>279</b>  | <b>81</b> | <b>41</b> | <b>13</b> | <b>5</b> | <b>2</b>   |            |            |               |
| 11            | <b>Forestry, fishing, hunting, and agriculture support</b> ..... | (A)   | (D)               | (D)           | 1                              | 1   |           |           |           |          |            |            |            |               |
| 21            | <b>Mining</b> .....  | (A)   | (D)               | (D)           | 1                              |   |           | 1         |           |          |            |            |            |               |
| 23            | <b>Construction</b> .....  | <b>281</b>                                      | <b>1 198</b>      | <b>5 592</b>  | <b>57</b>                      | <b>46</b>   | <b>7</b>  | <b>1</b>  | <b>2</b>  | <b>1</b> |            |            |            |               |
| 238           | Specialty Trade Contractors .....                                | 209   | 860               | 4 200         | 33                             | 26  | 4         | 1         | 1         | 1        |            |            |            |               |
| 2382          | Building Equipment Contractors .....                             | (C)   | (D)               | (D)           | 11                             | 8   | 1         |           | 1         | 1        |            |            |            |               |
| 23822         | Plumbing, Heating, and Air-Conditioning Contractors .....        | 133   | 650               | 2 817         | 9                              | 6   | 1         |           | 1         | 1        |            |            |            |               |
| 238220        | Plumbing, Heating, and Air-Conditioning Contractors .....        | 133   | 650               | 2 817         | 9                              | 6   | 1         |           | 1         | 1        |            |            |            |               |
| 31-33         | <b>Manufacturing</b> .....                                       | <b>375</b>                                      | <b>1 973</b>      | <b>8 762</b>  | <b>21</b>                      | <b>9</b>  | <b>5</b>  | <b>3</b>  | <b>2</b>  | <b>1</b> | <b>1</b>   |            |            |               |
| 335           | Electrical equip, appliance & component mfg .....                | (C)   | (D)               | (D)           | 1                              |   |           |           |           |          | 1          |            |            |               |
| 3353          | Electrical equipment mfg .....                                   | (C)   | (D)               | (D)           | 1                              |   |           |           |           |          | 1          |            |            |               |
| 33531         | Electrical equipment mfg .....                                   | (C)   | (D)               | (D)           | 1                              |   |           |           |           |          | 1          |            |            |               |

See footnotes at end of table.

**Table 6. Counties—Employees, Payroll, and Establishments by Industry: 2003—Con.**

[Excludes most government employees, railroad employees, and self-employed persons. Size class 1 to 4 includes establishments with payroll, but no employees, during mid-March pay period. (D) denotes figures withheld to avoid disclosing data for individual companies; the data are included in broader industry totals. Detailed industries with 100 or more employees are shown if industry was not a (D). For explanation of terms, abbreviations, and data reliability/comparability, see introductory text]

| NAICS code         | Industry   | Number of employees for week including March 12 | Payroll (\$1,000) |        | Total number of establishments | Number of establishments by employment-size class |        |          |          |          |            |            |            |               |  |
|--------------------|--|---|-------------------|--------|--------------------------------|---|--------|----------|----------|----------|------------|------------|------------|---------------|--|
|                    |  |   | First quarter     | Annual |                                | 1 to 4  | 5 to 9 | 10 to 19 | 20 to 49 | 50 to 99 | 100 to 249 | 250 to 499 | 500 to 999 | 1,000 or more |  |
| <b>BENTON—Con.</b> |  |   |                   |        |                                |   |        |          |          |          |            |            |            |               |  |
| 42                 | <b>Wholesale trade</b> .....                                     | 26  | 137               | 595    | 8                              | 7   | —      | 1        | —        | —        | —          | —          | —          | —             |  |
| 44-45              | <b>Retail trade</b> .....  | 699   | 2 967             | 13 547 | 83                             | 49  | 16     | 12       | 3        | 2        | 1          | —          | —          | —             |  |
| 441                | Motor vehicle & parts dealers .....                              | 135   | 962               | 4 018  | 13                             | 8   | 2      | 1        | 1        | 1        | —          | —          | —          | —             |  |
| 4411               | Automobile dealers .....   | 113   | 837               | 3 569  | 8                              | 4   | 1      | 1        | 1        | 1        | —          | —          | —          | —             |  |
| 44111              | New car dealers .....  | 102   | 780               | 3 299  | 4                              | 1   | —      | 1        | 1        | 1        | —          | —          | —          | —             |  |
| 441110             | New car dealers .....  | 102   | 780               | 3 299  | 4                              | 1   | —      | 1        | 1        | 1        | —          | —          | —          | —             |  |
| 445                | Food & beverage stores .....                                     | 157   | 430               | 1 945  | 9                              | 5   | 1      | 1        | 1        | —        | 1          | —          | —          | —             |  |
| 4451               | Grocery stores .....   | (C)   | (D)               | (D)    | 7                              | 3   | 1      | 1        | 1        | —        | 1          | —          | —          | —             |  |
| 44511              | Grocery (except convenience) stores .....                        | 149   | 416               | 1 842  | 4                              | —   | 1      | 1        | 1        | —        | 1          | —          | —          | —             |  |
| 445110             | Grocery (except convenience) stores .....                        | 149   | 416               | 1 842  | 4                              | —   | 1      | 1        | 1        | —        | 1          | —          | —          | —             |  |
| 48-49              | <b>Transportation &amp; warehousing</b> .....                    | (B)   | (D)               | (D)    | 9                              | 7   | 1      | 1        | —        | —        | —          | —          | —          | —             |  |
| 51                 | <b>Information</b> .....   | 26  | 152               | 548    | 5                              | 2   | 3      | —        | —        | —        | —          | —          | —          | —             |  |
| 52                 | <b>Finance &amp; insurance</b> .....                             | 132   | 777               | 3 370  | 23                             | 13  | 5      | 4        | 1        | —        | —          | —          | —          | —             |  |
| 522                | Credit intermediation & related activities .....                 | (C)   | (D)               | (D)    | 9                              | 1   | 3      | 4        | 1        | —        | —          | —          | —          | —             |  |
| 53                 | <b>Real estate &amp; rental &amp; leasing</b> .....              | 47  | 197               | 868    | 17                             | 13  | 3      | 1        | —        | —        | —          | —          | —          | —             |  |
| 54                 | <b>Professional, scientific &amp; technical services</b> .....   | 63  | 248               | 1 068  | 21                             | 15  | 6      | —        | —        | —        | —          | —          | —          | —             |  |
| 56                 | <b>Admin, support, waste mgt, remediation services</b> .....     | (A)   | (D)               | (D)    | 5                              | 4   | —      | 1        | —        | —        | —          | —          | —          | —             |  |
| 61                 | <b>Educational services</b> .....                                | (A)   | (D)               | (D)    | 1                              | —   | 1      | —        | —        | —        | —          | —          | —          | —             |  |
| 62                 | <b>Health care and social assistance</b> .....                   | 230   | 1 208             | 5 148  | 30                             | 16  | 10     | 3        | —        | 1        | —          | —          | —          | —             |  |
| 621                | Ambulatory health care services .....                            | 111   | 842               | 3 497  | 18                             | 7   | 8      | 3        | —        | —        | —          | —          | —          | —             |  |
| 71                 | <b>Arts, entertainment &amp; recreation</b> .....                | (B)   | (D)               | (D)    | 9                              | 6   | 3      | —        | —        | —        | —          | —          | —          | —             |  |
| 72                 | <b>Accommodation &amp; food services</b> .....                   | 415   | 529               | 2 874  | 65                             | 36  | 14     | 10       | 5        | —        | —          | —          | —          | —             |  |
| 722                | Food services & drinking places .....                            | 326   | 459               | 2 388  | 53                             | 28  | 13     | 8        | 4        | —        | —          | —          | —          | —             |  |
| 7221               | Full-service restaurants .....                                   | 226   | 287               | 1 529  | 35                             | 16  | 10     | 7        | 2        | —        | —          | —          | —          | —             |  |
| 72211              | Full-service restaurants .....                                   | 226   | 287               | 1 529  | 35                             | 16  | 10     | 7        | 2        | —        | —          | —          | —          | —             |  |
| 722110             | Full-service restaurants .....                                   | 226   | 287               | 1 529  | 35                             | 16  | 10     | 7        | 2        | —        | —          | —          | —          | —             |  |
| 81                 | <b>Other services (except public administration)</b> .....       | 160   | 459               | 1 969  | 55                             | 45  | 7      | 3        | —        | —        | —          | —          | —          | —             |  |
| 813                | Religious, grantmaking, civic, prof & like organizations .....   | 107   | 259               | 1 166  | 30                             | 23  | 4      | 3        | —        | —        | —          | —          | —          | —             |  |
| 99                 | <b>Unclassified establishments</b> .....                         | 9   | 19                | 85     | 10                             | 10  | —      | —        | —        | —        | —          | —          | —          | —             |  |
| <b>BOLLINGER</b>   |  |   |                   |        |                                |   |        |          |          |          |            |            |            |               |  |
|                    | <b>Total</b> .....   | 1 374   | 5 470             | 23 905 | 216                            | 139   | 40     | 26       | 7        | 1        | 3          | —          | —          | —             |  |
| 11                 | <b>Forestry, fishing, hunting, and agriculture support</b> ..... | 16  | 51                | 229    | 3                              | 1   | 1      | 1        | —        | —        | —          | —          | —          | —             |  |
| 22                 | <b>Utilities</b> .....   | (A)   | (D)               | (D)    | 1                              | —   | 1      | —        | —        | —        | —          | —          | —          | —             |  |
| 23                 | <b>Construction</b> .....  | 96  | 300               | 1 505  | 36                             | 29  | 5      | 2        | —        | —        | —          | —          | —          | —             |  |
| 31-33              | <b>Manufacturing</b> .....                                       | 144   | 599               | 2 747  | 19                             | 11  | 3      | 3        | 2        | —        | —          | —          | —          | —             |  |
| 42                 | <b>Wholesale trade</b> .....                                     | 132   | 1 083             | 4 733  | 14                             | 9   | 1      | 2        | 1        | 1        | —          | —          | —          | —             |  |
| 423                | Merchant Wholesalers, Durable Goods .....                        | (C)   | (D)               | (D)    | 11                             | 7   | 1      | 2        | —        | 1        | —          | —          | —          | —             |  |
| 44-45              | <b>Retail trade</b> .....  | 316   | 1 133             | 5 136  | 33                             | 16  | 9      | 5        | 2        | —        | 1          | —          | —          | —             |  |
| 445                | Food & beverage stores .....                                     | 128   | 233               | 1 024  | 7                              | 6   | —      | —        | —        | —        | 1          | —          | —          | —             |  |
| 4451               | Grocery stores .....   | (C)   | (D)               | (D)    | 5                              | 4   | —      | —        | —        | —        | 1          | —          | —          | —             |  |
| 44511              | Grocery (except convenience) stores .....                        | (C)   | (D)               | (D)    | 4                              | 3   | —      | —        | —        | —        | 1          | —          | —          | —             |  |
| 48-49              | <b>Transportation &amp; warehousing</b> .....                    | (B)   | (D)               | (D)    | 14                             | 10  | 3      | 1        | —        | —        | —          | —          | —          | —             |  |
| 51                 | <b>Information</b> .....   | (A)   | (D)               | (D)    | 1                              | 1   | —      | —        | —        | —        | —          | —          | —          | —             |  |
| 52                 | <b>Finance &amp; insurance</b> .....                             | 57  | 276               | 1 212  | 13                             | 9   | 1      | 3        | —        | —        | —          | —          | —          | —             |  |
| 53                 | <b>Real estate &amp; rental &amp; leasing</b> .....              | (A)   | (D)               | (D)    | 5                              | 4   | 1      | —        | —        | —        | —          | —          | —          | —             |  |
| 54                 | <b>Professional, scientific &amp; technical services</b> .....   | (B)   | (D)               | (D)    | 7                              | 5   | 2      | —        | —        | —        | —          | —          | —          | —             |  |
| 56                 | <b>Admin, support, waste mgt, remediation services</b> .....     | (A)   | (D)               | (D)    | 5                              | 4   | 1      | —        | —        | —        | —          | —          | —          | —             |  |
| 62                 | <b>Health care and social assistance</b> .....                   | 303   | 838               | 3 450  | 16                             | 5   | 4      | 5        | —        | —        | 2          | —          | —          | —             |  |
| 623                | Nursing & residential care facilities .....                      | 147   | 434               | 1 790  | 6                              | 1   | 2      | 2        | —        | —        | 1          | —          | —          | —             |  |
| 6231               | Nursing care facilities .....                                    | (C)   | (D)               | (D)    | 2                              | —   | 1      | —        | —        | —        | 1          | —          | —          | —             |  |
| 62311              | Nursing care facilities .....                                    | (C)   | (D)               | (D)    | 2                              | —   | 1      | —        | —        | —        | 1          | —          | —          | —             |  |
| 624                | Social assistance .....  | (C)   | (D)               | (D)    | 4                              | 2   | 1      | —        | —        | —        | 1          | —          | —          | —             |  |
| 6243               | Vocational rehabilitation services .....                         | (C)   | (D)               | (D)    | 1                              | —   | —      | —        | —        | —        | 1          | —          | —          | —             |  |
| 62431              | Vocational rehabilitation services .....                         | (C)   | (D)               | (D)    | 1                              | —   | —      | —        | —        | —        | 1          | —          | —          | —             |  |
| 71                 | <b>Arts, entertainment &amp; recreation</b> .....                | (A)   | (D)               | (D)    | 2                              | 2   | —      | —        | —        | —        | —          | —          | —          | —             |  |
| 72                 | <b>Accommodation &amp; food services</b> .....                   | 73  | 111               | 485    | 9                              | 4   | 3      | 1        | 1        | —        | —          | —          | —          | —             |  |
| 81                 | <b>Other services (except public administration)</b> .....       | 121   | 398               | 1 740  | 29                             | 20  | 5      | 3        | 1        | —        | —          | —          | —          | —             |  |
| 99                 | <b>Unclassified establishments</b> .....                         | 6   | 14                | 67     | 9                              | 9   | —      | —        | —        | —        | —          | —          | —          | —             |  |

See footnotes at end of table.

**Table 6. Counties—Employees, Payroll, and Establishments by Industry: 2003—Con.**

[Excludes most government employees, railroad employees, and self-employed persons. Size class 1 to 4 includes establishments with payroll, but no employees, during mid-March pay period. (D) denotes figures withheld to avoid disclosing data for individual companies; the data are included in broader industry totals. Detailed industries with 100 or more employees are shown if industry was not a (D). For explanation of terms, abbreviations, and data reliability/comparability, see introductory text]

| NAICS code   | Industry   | Number of employees for week including March 12 | Payroll (\$1,000) |                  | Total number of establishments | Number of establishments by employment-size class |            |            |            |            |            |            |            |               |
|--------------|--|---|-------------------|------------------|--------------------------------|---|------------|------------|------------|------------|------------|------------|------------|---------------|
|              |  |   | First quarter     | Annual           |                                | 1 to 4  | 5 to 9     | 10 to 19   | 20 to 49   | 50 to 99   | 100 to 249 | 250 to 499 | 500 to 999 | 1,000 or more |
| <b>BOONE</b> |  |   |                   |                  |                                |   |            |            |            |            |            |            |            |               |
|              | <b>Total</b> .....   | <b>63 506</b>                                   | <b>418 746</b>    | <b>1 774 533</b> | <b>3 970</b>                   | <b>2 093</b>                                      | <b>796</b> | <b>571</b> | <b>318</b> | <b>113</b> | <b>50</b>  | <b>16</b>  | <b>7</b>   | <b>6</b>      |
| 11           | <b>Forestry, fishing, hunting, and agriculture support</b> .....         | (B)   | (D)               | (D)              | 11                             | 8   | 2          | —          | 1          | —          | —          | —          | —          | —             |
| 21           | <b>Mining</b> .....  | (A)   | (D)               | (D)              | 1                              | —   | —          | 1          | —          | —          | —          | —          | —          | —             |
| 22           | <b>Utilities</b> .....   | 173   | 2 135             | 8 345            | 8                              | 4   | —          | 2          | 1          | —          | 1          | —          | —          | —             |
| 221          | Utilities .....  | 173   | 2 135             | 8 345            | 8                              | 4   | —          | 2          | 1          | —          | 1          | —          | —          | —             |
| 2211         | Elec pwr generation, transmsn & distribution ...                         | (C)   | (D)               | (D)              | 5                              | 3   | —          | —          | 1          | —          | 1          | —          | —          | —             |
| 22112        | Electric pwr transmsn, control & distribution ..                         | (C)   | (D)               | (D)              | 5                              | 3   | —          | —          | 1          | —          | 1          | —          | —          | —             |
| 23           | <b>Construction</b> .....  | 3 755   | 23 336            | 125 062          | 494                            | 304   | 95         | 59         | 30         | 4          | —          | 2          | —          | —             |
| 236          | Construction of Buildings .....  | 799   | 5 193             | 24 420           | 173                            | 120   | 30         | 16         | 7          | —          | —          | —          | —          | —             |
| 2361         | Residential Building Construction .....                                  | 435   | 2 092             | 11 218           | 142                            | 109   | 22         | 10         | 1          | —          | —          | —          | —          | —             |
| 23611        | Residential Building Construction .....                                  | 435   | 2 092             | 11 218           | 142                            | 109   | 22         | 10         | 1          | —          | —          | —          | —          | —             |
| 236115       | New Single-Family Housing Construction (except Operative Builders) ..... | 306   | 1 507             | 8 125            | 94                             | 70  | 16         | 7          | 1          | —          | —          | —          | —          | —             |
| 2362         | Nonresidential Building Construction .....                               | 364   | 3 101             | 13 202           | 31                             | 11  | 8          | 6          | 6          | —          | —          | —          | —          | —             |
| 23622        | Commercial and Institutional Building Construction .....                 | 364   | 3 101             | 13 202           | 31                             | 11  | 8          | 6          | 6          | —          | —          | —          | —          | —             |
| 236220       | Commercial and Institutional Building Construction .....                 | 364   | 3 101             | 13 202           | 31                             | 11  | 8          | 6          | 6          | —          | —          | —          | —          | —             |
| 237          | Heavy and Civil Engineering Construction .....                           | 1 039   | 5 874             | 42 384           | 24                             | 13  | 2          | 4          | 1          | 2          | —          | 2          | —          | —             |
| 2373         | Highway, Street, and Bridge Construction .....                           | 921   | 5 186             | 38 630           | 7                              | 3   | —          | —          | —          | 2          | —          | 2          | —          | —             |
| 23731        | Highway, Street, and Bridge Construction .....                           | 921   | 5 186             | 38 630           | 7                              | 3   | —          | —          | —          | 2          | —          | 2          | —          | —             |
| 237310       | Highway, Street, and Bridge Construction ..                              | 921   | 5 186             | 38 630           | 7                              | 3   | —          | —          | —          | 2          | —          | 2          | —          | —             |
| 238          | Specialty Trade Contractors .....  | 1 917   | 12 269            | 58 258           | 297                            | 171   | 63         | 39         | 22         | 2          | —          | —          | —          | —             |
| 2381         | Foundation, Structure, and Building Exterior Contractors .....           | 503   | 2 716             | 13 759           | 83                             | 45  | 22         | 11         | 5          | —          | —          | —          | —          | —             |
| 23811        | Poured Concrete Foundation and Structure Contractors .....               | 120   | 439               | 2 451            | 18                             | 6   | 8          | 3          | 1          | —          | —          | —          | —          | —             |
| 238110       | Poured Concrete Foundation and Structure Contractors .....               | 120   | 439               | 2 451            | 18                             | 6   | 8          | 3          | 1          | —          | —          | —          | —          | —             |
| 23814        | Masonry Contractors .....  | 124   | 687               | 3 497            | 15                             | 7   | 4          | 3          | 1          | —          | —          | —          | —          | —             |
| 238140       | Masonry Contractors .....  | 124   | 687               | 3 497            | 15                             | 7   | 4          | 3          | 1          | —          | —          | —          | —          | —             |
| 2382         | Building Equipment Contractors .....                                     | 900   | 6 710             | 30 845           | 102                            | 49  | 22         | 16         | 14         | 1          | —          | —          | —          | —             |
| 23821        | Electrical Contractors .....   | 223   | 1 485             | 8 164            | 33                             | 18  | 5          | 7          | 3          | —          | —          | —          | —          | —             |
| 238210       | Electrical Contractors .....   | 223   | 1 485             | 8 164            | 33                             | 18  | 5          | 7          | 3          | —          | —          | —          | —          | —             |
| 23822        | Plumbing, Heating, and Air-Conditioning Contractors .....                | 638   | 4 861             | 20 896           | 64                             | 29  | 15         | 9          | 10         | 1          | —          | —          | —          | —             |
| 238220       | Plumbing, Heating, and Air-Conditioning Contractors .....                | 638   | 4 861             | 20 896           | 64                             | 29  | 15         | 9          | 10         | 1          | —          | —          | —          | —             |
| 2383         | Building Finishing Contractors .....                                     | 420   | 2 265             | 10 358           | 87                             | 60  | 14         | 9          | 3          | 1          | —          | —          | —          | —             |
| 23831        | Drywall and Insulation Contractors .....                                 | 222   | 1 355             | 6 006            | 24                             | 12  | 5          | 3          | 3          | 1          | —          | —          | —          | —             |
| 238310       | Drywall and Insulation Contractors .....                                 | 222   | 1 355             | 6 006            | 24                             | 12  | 5          | 3          | 3          | 1          | —          | —          | —          | —             |
| 31-33        | <b>Manufacturing</b> .....   | 4 651   | 43 670            | 181 892          | 97                             | 35  | 26         | 7          | 12         | 6          | 5          | 4          | 2          | —             |
| 311          | Food mfg .....   | 332   | 4 620             | 17 317           | 11                             | 5   | 2          | —          | 3          | —          | 1          | —          | —          | —             |
| 3119         | Other food mfg .....   | (C)   | (D)               | (D)              | 2                              | —   | 1          | —          | —          | —          | 1          | —          | —          | —             |
| 31191        | Snack food mfg .....   | (C)   | (D)               | (D)              | 1                              | —   | —          | —          | —          | —          | 1          | —          | —          | —             |
| 326          | Plastics & rubber products mfg .....                                     | 678   | 5 734             | 25 314           | 7                              | 1   | 1          | —          | —          | 2          | 2          | 1          | —          | —             |
| 3261         | Plastics product mfg .....   | (F)   | (D)               | (D)              | 6                              | 1   | 1          | —          | —          | 1          | 2          | 1          | —          | —             |
| 32612        | Plastics pipe, pipe fitting, & unsupported profile shape mfg .....       | (C)   | (D)               | (D)              | 2                              | —   | 1          | —          | —          | —          | 1          | —          | —          | —             |
| 32619        | Other plastics product mfg .....   | (E)   | (D)               | (D)              | 2                              | —   | —          | —          | —          | —          | 1          | 1          | —          | —             |
| 327          | Nonmetallic mineral product mfg .....                                    | 140   | 1 100             | 5 956            | 5                              | 2   | 1          | —          | 1          | 1          | —          | —          | —          | —             |
| 3273         | Cement & concrete product mfg .....                                      | 140   | 1 100             | 5 956            | 5                              | 2   | 1          | —          | 1          | 1          | —          | —          | —          | —             |
| 32732        | Ready-mix concrete mfg .....   | (C)   | (D)               | (D)              | 4                              | 1   | 1          | —          | 1          | 1          | —          | —          | —          | —             |
| 332          | Fabricated metal product mfg .....                                       | 133   | 907               | 3 903            | 10                             | 3   | 3          | 3          | —          | 1          | —          | —          | —          | —             |
| 333          | Machinery mfg .....  | 254   | 1 811             | 7 256            | 7                              | 3   | 2          | —          | —          | 1          | 1          | —          | —          | —             |
| 3334         | HVAC & commercial refrigeration equipment mfg .....                      | (C)   | (D)               | (D)              | 1                              | —   | —          | —          | —          | —          | 1          | —          | —          | —             |
| 33341        | HVAC & commercial refrigeration equipment mfg .....                      | (C)   | (D)               | (D)              | 1                              | —   | —          | —          | —          | —          | 1          | —          | —          | —             |
| 334          | Computer & electronic product mfg .....                                  | (G)   | (D)               | (D)              | 4                              | 1   | —          | —          | —          | 1          | —          | 1          | —          | —             |
| 3344         | Semiconductor & oth electronic component mfg .....                       | (F)   | (D)               | (D)              | 2                              | —   | —          | —          | —          | 1          | —          | —          | 1          | —             |
| 33441        | Semiconductor & oth electronic component mfg .....                       | (F)   | (D)               | (D)              | 2                              | —   | —          | —          | —          | 1          | —          | —          | 1          | —             |
| 3345         | Nav, measuring, medical, control instruments mfg .....                   | (E)   | (D)               | (D)              | 2                              | 1   | —          | —          | —          | —          | —          | 1          | —          | —             |
| 33451        | Nav, measuring, medical, control instruments mfg .....                   | (E)   | (D)               | (D)              | 2                              | 1   | —          | —          | —          | —          | —          | 1          | —          | —             |
| 335          | Electrical equip, appliance & component mfg .....                        | (G)   | (D)               | (D)              | 2                              | —   | —          | —          | —          | —          | —          | 1          | 1          | —             |
| 3353         | Electrical equipment mfg .....   | (E)   | (D)               | (D)              | 1                              | —   | —          | —          | —          | —          | —          | 1          | —          | —             |
| 33531        | Electrical equipment mfg .....   | (E)   | (D)               | (D)              | 1                              | —   | —          | —          | —          | —          | —          | 1          | —          | —             |
| 3359         | Other electrical equipment & component mfg ...                           | (F)   | (D)               | (D)              | 1                              | —   | —          | —          | —          | —          | —          | —          | 1          | —             |
| 33593        | Wiring device mfg .....  | (F)   | (D)               | (D)              | 1                              | —   | —          | —          | —          | —          | —          | —          | 1          | —             |
| 336          | Transportation equipment mfg .....                                       | (E)   | (D)               | (D)              | 4                              | 2   | —          | —          | —          | —          | 1          | 1          | —          | —             |
| 3363         | Motor vehicle parts mfg .....  | (E)   | (D)               | (D)              | 2                              | —   | —          | —          | —          | —          | 1          | 1          | —          | —             |
| 33634        | Motor vehicle brake system mfg .....                                     | (C)   | (D)               | (D)              | 1                              | —   | —          | —          | —          | —          | 1          | —          | —          | —             |
| 33635        | MV transmission & power train parts mfg .....                            | (E)   | (D)               | (D)              | 1                              | —   | —          | —          | —          | —          | —          | 1          | —          | —             |
| 339          | Miscellaneous mfg .....  | 112   | 574               | 2 350            | 14                             | 5   | 6          | 2          | 1          | —          | —          | —          | —          | —             |

See footnotes at end of table.

**Table 6. Counties—Employees, Payroll, and Establishments by Industry: 2003—Con.**

[Excludes most government employees, railroad employees, and self-employed persons. Size class 1 to 4 includes establishments with payroll, but no employees, during mid-March pay period. (D) denotes figures withheld to avoid disclosing data for individual companies; the data are included in broader industry totals. Detailed industries with 100 or more employees are shown if industry was not a (D). For explanation of terms, abbreviations, and data reliability/comparability, see introductory text]

| NAICS code        | Industry  | Number of employees for week including March 12 | Payroll (\$1,000) |                | Total number of establishments | Number of establishments by employment-size class |            |            |           |           |            |            |            |               |
|-------------------|---|---|-------------------|----------------|--------------------------------|---|------------|------------|-----------|-----------|------------|------------|------------|---------------|
|                   |   |   | First quarter     | Annual         |                                | 1 to 4  | 5 to 9     | 10 to 19   | 20 to 49  | 50 to 99  | 100 to 249 | 250 to 499 | 500 to 999 | 1,000 or more |
| <b>BOONE—Con.</b> |   |   |                   |                |                                |   |            |            |           |           |            |            |            |               |
| <b>42</b>         | <b>Wholesale trade</b>  | <b>2 408</b>                                    | <b>18 357</b>     | <b>77 581</b>  | <b>148</b>                     | <b>60</b>   | <b>39</b>  | <b>29</b>  | <b>14</b> | <b>4</b>  | <b>1</b>   |            | <b>1</b>   |               |
| 423               | Merchant Wholesalers, Durable Goods                                     | 1 041   | 8 560             | 34 833         | 101                            | 40  | 32         | 18         | 8         | 2         | 1          |            |            |               |
| 4231              | Motor Vehicle and Motor Vehicle Parts and Supplies Merchant Wholesalers | 184   | 1 135             | 4 912          | 14                             | 5   | 2          | 4          | 2         | 1         |            |            |            |               |
| 42311             | Automobile and Other Motor Vehicle Merchant Wholesalers                 | 105   | 540               | 2 047          | 7                              | 3   | 1          | 1          | 1         | 1         |            |            |            |               |
| 423110            | Automobile and Other Motor Vehicle Merchant Wholesalers                 | 105   | 540               | 2 047          | 7                              | 3   | 1          | 1          | 1         | 1         |            |            |            |               |
| 4233              | Lumber and Other Construction Materials Merchant Wholesalers            | 137   | 1 194             | 5 120          | 10                             | 3   | 3          | 1          | 3         |           |            |            |            |               |
| 4234              | Professional and Commercial Equipment and Supplies Merchant Wholesalers | 131   | 1 417             | 5 001          | 11                             | 5   | 3          | 2          |           | 1         |            |            |            |               |
| 4236              | Electrical and Electronic Goods Merchant Wholesalers                    | 199   | 1 792             | 7 184          | 11                             | 2   | 5          | 3          |           |           | 1          |            |            |               |
| 42362             | Electrical and Electronic Appliance, Television, and Radio Set Merchant | (C)   | (D)               | (D)            | 2                              | 1   |            |            |           |           | 1          |            |            |               |
| 4238              | Machinery, Equipment, and Supplies Merchant Wholesalers                 | 171   | 1 445             | 6 005          | 22                             | 8   | 9          | 3          | 2         |           |            |            |            |               |
| 424               | Merchant Wholesalers, Nondurable Goods                                  | 1 333   | 9 731             | 42 406         | 40                             | 15  | 7          | 9          | 6         | 2         |            |            | 1          |               |
| 4244              | Grocery and Related Product Wholesalers                                 | 129   | 1 054             | 4 300          | 7                              | 3   | 2          |            | 1         | 1         |            |            |            |               |
| 42449             | Other Grocery and Related Products Merchant Wholesalers                 | (C)   | (D)               | (D)            | 6                              | 3   | 1          |            | 1         | 1         |            |            |            |               |
| 4248              | Beer, Wine, and Distilled Alcoholic Beverage Merchant Wholesalers       | 173   | 1 725             | 6 612          | 7                              | 2   |            | 1          | 3         | 1         |            |            |            |               |
| 4249              | Miscellaneous Nondurable Goods Merchant Wholesalers                     | 887   | 5 650             | 25 372         | 10                             | 4   | 1          | 4          |           |           |            |            | 1          |               |
| 42492             | Book, Periodical, and Newspaper Merchant Wholesalers                    | (F)   | (D)               | (D)            | 4                              |   |            | 3          |           |           |            |            | 1          |               |
| <b>44-45</b>      | <b>Retail trade</b>   | <b>9 289</b>                                    | <b>42 461</b>     | <b>180 495</b> | <b>617</b>                     | <b>227</b>  | <b>169</b> | <b>138</b> | <b>51</b> | <b>16</b> | <b>13</b>  | <b>2</b>   | <b>1</b>   |               |
| 441               | Motor vehicle & parts dealers   | 1 316   | 9 564             | 45 091         | 76                             | 31  | 13         | 16         | 9         | 6         | 1          |            |            |               |
| 4411              | Automobile dealers  | 836   | 7 243             | 34 234         | 29                             | 14  | 2          | 2          | 4         | 6         | 1          |            |            |               |
| 44111             | New car dealers   | 740   | 6 814             | 31 968         | 15                             | 3   | 1          | 1          | 4         | 5         | 1          |            |            |               |
| 441110            | New car dealers   | 740   | 6 814             | 31 968         | 15                             | 3   | 1          | 1          | 4         | 5         | 1          |            |            |               |
| 4412              | Other motor vehicle dealers   | 157   | 634               | 3 648          | 8                              | 2   | 1          | 2          | 3         |           |            |            |            |               |
| 44122             | Motorcycle & boat & other MV dealers                                    | (C)   | (D)               | (D)            | 6                              | 1   | 1          | 2          | 2         |           |            |            |            |               |
| 441221            | Motorcycle dealers  | 121   | 405               | 2 508          | 4                              |   |            | 2          | 2         |           |            |            |            |               |
| 4413              | Automotive parts, accessories & tire stores                             | 323   | 1 687             | 7 209          | 39                             | 15  | 10         | 12         | 2         |           |            |            |            |               |
| 44131             | Automotive parts, accessories & tire stores                             | 201   | 950               | 4 166          | 27                             | 13  | 7          | 5          | 2         |           |            |            |            |               |
| 441310            | Automotive parts, accessories & tire stores                             | 201   | 950               | 4 166          | 27                             | 13  | 7          | 5          | 2         |           |            |            |            |               |
| 44132             | Tire dealers  | 122   | 737               | 3 043          | 12                             | 2   | 3          | 7          |           |           |            |            |            |               |
| 441320            | Tire dealers  | 122   | 737               | 3 043          | 12                             | 2   | 3          | 7          |           |           |            |            |            |               |
| 442               | Furniture & home furnishing stores                                      | 371   | 1 504             | 6 726          | 40                             | 15  | 10         | 9          | 6         |           |            |            |            |               |
| 4421              | Furniture stores  | 183   | 821               | 3 691          | 21                             | 8   | 4          | 6          | 3         |           |            |            |            |               |
| 44211             | Furniture stores  | 183   | 821               | 3 691          | 21                             | 8   | 4          | 6          | 3         |           |            |            |            |               |
| 442110            | Furniture stores  | 183   | 821               | 3 691          | 21                             | 8   | 4          | 6          | 3         |           |            |            |            |               |
| 4422              | Home furnishings stores   | 188   | 683               | 3 035          | 19                             | 7   | 6          | 3          | 3         |           |            |            |            |               |
| 44229             | Other home furnishings stores   | 125   | 307               | 1 282          | 13                             | 6   | 4          | 1          | 2         |           |            |            |            |               |
| 442299            | All other home furnishings stores                                       | 125   | 307               | 1 282          | 13                             | 6   | 4          | 1          | 2         |           |            |            |            |               |
| 443               | Electronics & appliance stores  | 292   | 1 885             | 8 372          | 31                             | 14  | 9          | 5          | 2         | 1         |            |            |            |               |
| 4431              | Electronics & appliance stores  | 292   | 1 885             | 8 372          | 31                             | 14  | 9          | 5          | 2         | 1         |            |            |            |               |
| 44311             | Appliance, TV & all other electronics stores                            | 226   | 1 630             | 7 302          | 23                             | 10  | 7          | 4          | 1         | 1         |            |            |            |               |
| 443112            | Radio, television & other electronics stores                            | 137   | 702               | 3 016          | 11                             | 3   | 6          | 1          |           | 1         |            |            |            |               |
| 444               | Bldg material & garden equip & supp dealers                             | 996   | 6 111             | 25 182         | 58                             | 22  | 14         | 12         | 4         | 4         | 2          |            |            |               |
| 4441              | Building material & supplies dealers                                    | 769   | 5 036             | 21 615         | 47                             | 19  | 9          | 11         | 4         | 2         | 2          |            |            |               |
| 44411             | Home centers  | 321   | 1 757             | 7 175          | 7                              | 3   |            |            | 2         |           | 2          |            |            |               |
| 444110            | Home centers  | 321   | 1 757             | 7 175          | 7                              | 3   |            |            | 2         |           | 2          |            |            |               |
| 44419             | Other building material dealers   | 345   | 2 797             | 12 284         | 31                             | 13  | 7          | 8          | 1         | 2         |            |            |            |               |
| 444190            | Other building material dealers   | 345   | 2 797             | 12 284         | 31                             | 13  | 7          | 8          | 1         | 2         |            |            |            |               |
| 4442              | Lawn & garden equip & supplies stores                                   | 227   | 1 075             | 3 567          | 11                             | 3   | 5          | 1          |           | 2         |            |            |            |               |
| 44422             | Nursery & garden centers  | (C)   | (D)               | (D)            | 9                              | 2   | 5          |            |           | 2         |            |            |            |               |
| 445               | Food & beverage stores  | 1 253   | 4 410             | 17 752         | 39                             | 13  | 7          | 8          | 4         | 3         | 3          | 1          |            |               |
| 4451              | Grocery stores  | (G)   | (D)               | (D)            | 28                             | 5   | 7          | 6          | 3         | 3         | 3          | 1          |            |               |
| 44511             | Grocery (except convenience) stores                                     | 1 187   | 4 221             | 16 861         | 24                             | 2   | 6          | 6          | 3         | 3         | 3          | 1          |            |               |
| 445110            | Grocery (except convenience) stores                                     | 1 187   | 4 221             | 16 861         | 24                             | 2   | 6          | 6          | 3         | 3         | 3          | 1          |            |               |
| 446               | Health & personal care stores   | 451   | 1 722             | 8 475          | 36                             | 11  | 10         | 8          | 6         | 1         |            |            |            |               |
| 4461              | Health & personal care stores   | 451   | 1 722             | 8 475          | 36                             | 11  | 10         | 8          | 6         | 1         |            |            |            |               |
| 44611             | Pharmacies & drug stores  | 256   | 930               | 5 156          | 9                              |   | 1          | 3          | 4         | 1         |            |            |            |               |
| 446110            | Pharmacies & drug stores  | 256   | 930               | 5 156          | 9                              |   | 1          | 3          | 4         | 1         |            |            |            |               |
| 447               | Gasoline stations   | 651   | 2 118             | 8 849          | 71                             | 15  | 23         | 29         | 4         |           |            |            |            |               |
| 4471              | Gasoline stations   | 651   | 2 118             | 8 849          | 71                             | 15  | 23         | 29         | 4         |           |            |            |            |               |
| 44711             | Gasoline stations with convenience stores                               | 601   | 1 935             | 8 197          | 63                             | 10  | 23         | 26         | 4         |           |            |            |            |               |
| 447110            | Gasoline stations with convenience stores                               | 601   | 1 935             | 8 197          | 63                             | 10  | 23         | 26         | 4         |           |            |            |            |               |
| 448               | Clothing & clothing accessories stores                                  | 799   | 2 365             | 9 295          | 92                             | 29  | 34         | 21         | 8         |           |            |            |            |               |
| 4481              | Clothing stores   | 614   | 1 567             | 6 143          | 58                             | 16  | 17         | 17         | 8         |           |            |            |            |               |
| 44812             | Women's clothing stores   | 171   | 417               | 1 795          | 17                             | 3   | 5          | 8          | 1         |           |            |            |            |               |
| 448120            | Women's clothing stores   | 171   | 417               | 1 795          | 17                             | 3   | 5          | 8          | 1         |           |            |            |            |               |
| 44814             | Family clothing stores  | 242   | 639               | 2 264          | 17                             | 4   | 4          | 5          | 4         |           |            |            |            |               |
| 448140            | Family clothing stores  | 242   | 639               | 2 264          | 17                             | 4   | 4          | 5          | 4         |           |            |            |            |               |
| 4482              | Shoe stores   | 102   | 374               | 1 578          | 18                             | 6   | 10         | 2          |           |           |            |            |            |               |
| 44821             | Shoe stores   | 102   | 374               | 1 578          | 18                             | 6   | 10         | 2          |           |           |            |            |            |               |
| 448210            | Shoe stores   | 102   | 374               | 1 578          | 18                             | 6   | 10         | 2          |           |           |            |            |            |               |

See footnotes at end of table.

**Table 6. Counties—Employees, Payroll, and Establishments by Industry: 2003—Con.**

[Excludes most government employees, railroad employees, and self-employed persons. Size class 1 to 4 includes establishments with payroll, but no employees, during mid-March pay period. (D) denotes figures withheld to avoid disclosing data for individual companies; the data are included in broader industry totals. Detailed industries with 100 or more employees are shown if industry was not a (D). For explanation of terms, abbreviations, and data reliability/comparability, see introductory text]

| NAICS code  | Industry   | Number of employees for week including March 12 | Payroll (\$1,000) |        | Total number of establishments | Number of establishments by employment-size class |        |          |          |          |            |            |            |               |               |                |            |            |           |           |           |          |          |          |          |          |  |
|---|--|---|-------------------|--------|--------------------------------|---|--------|----------|----------|----------|------------|------------|------------|---------------|---------------|----------------|------------|------------|-----------|-----------|-----------|----------|----------|----------|----------|----------|--|
|   |  |   | First quarter     | Annual |                                | 1 to 4  | 5 to 9 | 10 to 19 | 20 to 49 | 50 to 99 | 100 to 249 | 250 to 499 | 500 to 999 | 1,000 or more |               |                |            |            |           |           |           |          |          |          |          |          |  |
| <b>BOONE—Con.</b>                                   |  |   |                   |        |                                |   |        |          |          |          |            |            |            |               |               |                |            |            |           |           |           |          |          |          |          |          |  |
| <b>44-45 Retail trade—Con.</b>                      |  |   |                   |        |                                |   |        |          |          |          |            |            |            |               |               |                |            |            |           |           |           |          |          |          |          |          |  |
| 451   | Sporting goods, hobby, book & music stores .....                               | 397   | 1 170             | 4 721  | 50                             | 17  | 18     | 12       | 3        | —        | —          | —          | —          | —             | —             | —              |            |            |           |           |           |          |          |          |          |          |  |
| 4511  | Sporting goods, hobby, musical instrument stores .....                         | 293   | 962               | 3 880  | 37                             | 14  | 13     | 7        | 3        | —        | —          | —          | —          | —             | —             | —              |            |            |           |           |           |          |          |          |          |          |  |
| 45111   | Sporting goods stores .....  | 121   | 400               | 1 721  | 19                             | 8   | 7      | 3        | 1        | —        | —          | —          | —          | —             | —             | —              |            |            |           |           |           |          |          |          |          |          |  |
| 451110  | Sporting goods stores .....  | 121   | 400               | 1 721  | 19                             | 8   | 7      | 3        | 1        | —        | —          | —          | —          | —             | —             | —              |            |            |           |           |           |          |          |          |          |          |  |
| 45112   | Hobby, toy & game stores .....   | 100   | 308               | 1 236  | 8                              | 2   | 4      | —        | 2        | —        | —          | —          | —          | —             | —             | —              |            |            |           |           |           |          |          |          |          |          |  |
| 451120  | Hobby, toy & game stores .....   | 100   | 308               | 1 236  | 8                              | 2   | 4      | —        | 2        | —        | —          | —          | —          | —             | —             | —              |            |            |           |           |           |          |          |          |          |          |  |
| 4512  | Book, periodical & music stores .....  | 104   | 208               | 841    | 13                             | 3   | 5      | 5        | —        | —        | —          | —          | —          | —             | —             | —              |            |            |           |           |           |          |          |          |          |          |  |
| 452   | General merchandise stores .....   | 2 031   | 8 361             | 32 923 | 20                             | —   | 8      | 1        | 2        | 1        | 6          | 1          | 1          | —             | —             | —              |            |            |           |           |           |          |          |          |          |          |  |
| 4521  | Department stores .....  | 1 160   | 4 295             | 17 642 | 8                              | —   | —      | —        | 1        | 1        | 5          | 1          | —          | —             | —             | —              |            |            |           |           |           |          |          |          |          |          |  |
| 45211   | Department stores .....  | 1 160   | 4 295             | 17 642 | 8                              | —   | —      | —        | 1        | 1        | 5          | 1          | —          | —             | —             | —              |            |            |           |           |           |          |          |          |          |          |  |
| 452111  | Department Stores (except Discount Department Stores) .....                    | 577   | 1 851             | 7 486  | 3                              | —   | —      | —        | —        | —        | 2          | 1          | —          | —             | —             | —              |            |            |           |           |           |          |          |          |          |          |  |
| 452112  | Discount Department Stores .....   | 583   | 2 444             | 10 156 | 5                              | —   | —      | —        | 1        | 1        | 3          | —          | —          | —             | —             | —              |            |            |           |           |           |          |          |          |          |          |  |
| 4529  | Other general merchandise stores .....   | 871   | 4 066             | 15 281 | 12                             | —   | 8      | 1        | 1        | —        | 1          | —          | 1          | —             | —             | —              |            |            |           |           |           |          |          |          |          |          |  |
| 45291   | Warehouse clubs & superstores .....  | (F)   | (D)               | (D)    | 2                              | —   | —      | —        | —        | —        | 1          | —          | 1          | —             | —             | —              |            |            |           |           |           |          |          |          |          |          |  |
| 45299   | All other general merchandise stores .....                                     | (C)   | (D)               | (D)    | 10                             | —   | 8      | 1        | 1        | —        | —          | —          | —          | —             | —             | —              |            |            |           |           |           |          |          |          |          |          |  |
| 453   | Miscellaneous store retailers .....  | 440   | 1 654             | 6 454  | 71                             | 36  | 20     | 12       | 3        | —        | —          | —          | —          | —             | —             | —              |            |            |           |           |           |          |          |          |          |          |  |
| 4532  | Office supplies, stationery & gift stores .....                                | (C)   | (D)               | (D)    | 27                             | 9   | 10     | 6        | 2        | —        | —          | —          | —          | —             | —             | —              |            |            |           |           |           |          |          |          |          |          |  |
| 45322   | Gift, novelty & souvenir stores .....  | 171   | 410               | 1 680  | 24                             | 8   | 10     | 6        | —        | —        | —          | —          | —          | —             | —             | —              |            |            |           |           |           |          |          |          |          |          |  |
| 453220  | Gift, novelty & souvenir stores .....  | 171   | 410               | 1 680  | 24                             | 8   | 10     | 6        | —        | —        | —          | —          | —          | —             | —             | —              |            |            |           |           |           |          |          |          |          |          |  |
| 4539  | Other miscellaneous store retailers .....                                      | 132   | 656               | 2 581  | 24                             | 14  | 5      | 4        | 1        | —        | —          | —          | —          | —             | —             | —              |            |            |           |           |           |          |          |          |          |          |  |
| 454   | Nonstore retailers .....   | 292   | 1 597             | 6 655  | 33                             | 24  | 3      | 5        | —        | —        | 1          | —          | —          | —             | —             | —              |            |            |           |           |           |          |          |          |          |          |  |
| 4541  | Electronic shopping & mail-order houses .....                                  | 180   | 1 063             | 4 630  | 12                             | 10  | —      | 1        | —        | —        | 1          | —          | —          | —             | —             | —              |            |            |           |           |           |          |          |          |          |          |  |
| 45411   | Electronic shopping & mail-order houses .....                                  | 180   | 1 063             | 4 630  | 12                             | 10  | —      | 1        | —        | —        | 1          | —          | —          | —             | —             | —              |            |            |           |           |           |          |          |          |          |          |  |
| 454113  | Mail-Order Houses .....  | 173   | 1 041             | 4 476  | 6                              | 4   | —      | 1        | —        | —        | 1          | —          | —          | —             | —             | —              |            |            |           |           |           |          |          |          |          |          |  |
| 4543  | Direct selling establishments .....  | 104   | 467               | 1 719  | 18                             | 11  | 3      | 4        | —        | —        | —          | —          | —          | —             | —             | —              |            |            |           |           |           |          |          |          |          |          |  |
| <b>48-49 Transportation &amp; warehousing .....</b> |  |   |                   |        |                                |   |        |          |          |          |            |            |            | <b>1 420</b>  | <b>10 557</b> | <b>42 466</b>  | <b>122</b> | <b>72</b>  | <b>19</b> | <b>14</b> | <b>13</b> | <b>2</b> | <b>2</b> | —        | —        | —        |  |
| 484   | Truck transportation .....   | 471   | 4 154             | 18 356 | 76                             | 50  | 11     | 9        | 5        | 1        | —          | —          | —          | —             | —             | —              |            |            |           |           |           |          |          |          |          |          |  |
| 4841  | General freight trucking .....   | 299   | 3 117             | 13 169 | 37                             | 22  | 5      | 6        | 3        | 1        | —          | —          | —          | —             | —             | —              |            |            |           |           |           |          |          |          |          |          |  |
| 48412   | General freight trucking, long-distance .....                                  | 285   | 3 077             | 12 966 | 32                             | 18  | 4      | 6        | 3        | 1        | —          | —          | —          | —             | —             | —              |            |            |           |           |           |          |          |          |          |          |  |
| 484122  | General freight trucking, long-distance, LTL .....                             | 197   | 2 337             | 9 990  | 11                             | 2   | 2      | 4        | 2        | 1        | —          | —          | —          | —             | —             | —              |            |            |           |           |           |          |          |          |          |          |  |
| 4842  | Specialized freight trucking .....   | 172   | 1 037             | 5 187  | 39                             | 28  | 6      | 3        | 2        | —        | —          | —          | —          | —             | —             | —              |            |            |           |           |           |          |          |          |          |          |  |
| 485   | Transit & ground passenger transportation .....                                | 336   | 1 691             | 5 382  | 6                              | 1   | —      | 1        | 2        | 1        | 1          | —          | —          | —             | —             | —              |            |            |           |           |           |          |          |          |          |          |  |
| 4854  | School & employee bus transportation .....                                     | (C)   | (D)               | (D)    | 1                              | —   | —      | —        | —        | —        | 1          | —          | —          | —             | —             | —              |            |            |           |           |           |          |          |          |          |          |  |
| 48541   | School & employee bus transportation .....                                     | (C)   | (D)               | (D)    | 1                              | —   | —      | —        | —        | —        | 1          | —          | —          | —             | —             | —              |            |            |           |           |           |          |          |          |          |          |  |
| 4859  | Oth transit & ground passenger transportation ..                               | (C)   | (D)               | (D)    | 3                              | —   | —      | 1        | 1        | 1        | —          | —          | —          | —             | —             | —              |            |            |           |           |           |          |          |          |          |          |  |
| 48599   | Oth transit & ground passenger transportation ..                               | (C)   | (D)               | (D)    | 3                              | —   | —      | 1        | 1        | 1        | —          | —          | —          | —             | —             | —              |            |            |           |           |           |          |          |          |          |          |  |
| 492   | Couriers & messengers .....  | 426   | 3 082             | 12 109 | 17                             | 9   | 3      | 1        | 3        | —        | 1          | —          | —          | —             | —             | —              |            |            |           |           |           |          |          |          |          |          |  |
| 4921  | Couriers .....   | 422   | 3 064             | 12 030 | 13                             | 5   | 3      | 1        | 3        | —        | 1          | —          | —          | —             | —             | —              |            |            |           |           |           |          |          |          |          |          |  |
| 49211   | Couriers .....   | 422   | 3 064             | 12 030 | 13                             | 5   | 3      | 1        | 3        | —        | 1          | —          | —          | —             | —             | —              |            |            |           |           |           |          |          |          |          |          |  |
| 492110  | Couriers .....   | 422   | 3 064             | 12 030 | 13                             | 5   | 3      | 1        | 3        | —        | 1          | —          | —          | —             | —             | —              |            |            |           |           |           |          |          |          |          |          |  |
| <b>51 Information .....</b>                         |  |   |                   |        |                                |   |        |          |          |          |            |            |            | <b>1 196</b>  | <b>10 405</b> | <b>31 727</b>  | <b>78</b>  | <b>39</b>  | <b>12</b> | <b>12</b> | <b>9</b>  | <b>5</b> | —        | <b>1</b> | —        | —        |  |
| 511   | Publishing industries .....  | 441   | 3 043             | 11 921 | 20                             | 11  | 3      | 3        | 2        | —        | —          | 1          | —          | —             | —             | —              |            |            |           |           |           |          |          |          |          |          |  |
| 5111  | Newspaper, periodical, book, database publishers .....                         | 399   | 2 511             | 9 707  | 15                             | 9   | 2      | 1        | 2        | —        | —          | 1          | —          | —             | —             | —              |            |            |           |           |           |          |          |          |          |          |  |
| 51111   | Newspaper publishers .....   | (E)   | (D)               | (D)    | 6                              | 3   | 1      | 1        | —        | —        | —          | 1          | —          | —             | —             | —              |            |            |           |           |           |          |          |          |          |          |  |
| 515   | Broadcasting (except Internet) .....   | 204   | 1 361             | 6 014  | 11                             | 3   | 1      | 3        | 3        | 1        | —          | —          | —          | —             | —             | —              |            |            |           |           |           |          |          |          |          |          |  |
| 5151  | Radio and Television Broadcasting .....  | 204   | 1 361             | 6 014  | 11                             | 3   | 1      | 3        | 3        | 1        | —          | —          | —          | —             | —             | —              |            |            |           |           |           |          |          |          |          |          |  |
| 51511   | Radio Broadcasting .....   | (C)   | (D)               | (D)    | 9                              | 2   | 1      | 3        | 3        | —        | —          | —          | —          | —             | —             | —              |            |            |           |           |           |          |          |          |          |          |  |
| 515112  | Radio Stations .....   | 126   | 869               | 3 617  | 8                              | 1   | 1      | 3        | 3        | —        | —          | —          | —          | —             | —             | —              |            |            |           |           |           |          |          |          |          |          |  |
| 517   | Telecommunications .....   | 329   | 5 155             | 10 947 | 29                             | 15  | 6      | 4        | 1        | 3        | —          | —          | —          | —             | —             | —              |            |            |           |           |           |          |          |          |          |          |  |
| 5171  | Wired Telecommunications Carriers .....  | 155   | 3 624             | 4 280  | 14                             | 11  | 1      | —        | —        | 2        | —          | —          | —          | —             | —             | —              |            |            |           |           |           |          |          |          |          |          |  |
| 51711   | Wired Telecommunications Carriers .....  | 155   | 3 624             | 4 280  | 14                             | 11  | 1      | —        | —        | 2        | —          | —          | —          | —             | —             | —              |            |            |           |           |           |          |          |          |          |          |  |
| 517110  | Wired Telecommunications Carriers .....  | 155   | 3 624             | 4 280  | 14                             | 11  | 1      | —        | —        | 2        | —          | —          | —          | —             | —             | —              |            |            |           |           |           |          |          |          |          |          |  |
| 518   | Internet Service Providers, Web Search Portals, and Data Processing Serv ..... | 104   | 513               | 1 393  | 8                              | 5   | 1      | —        | 1        | 1        | —          | —          | —          | —             | —             | —              |            |            |           |           |           |          |          |          |          |          |  |
| <b>52 Finance &amp; insurance .....</b>             |  |   |                   |        |                                |   |        |          |          |          |            |            |            | <b>6 130</b>  | <b>70 657</b> | <b>306 112</b> | <b>264</b> | <b>160</b> | <b>53</b> | <b>30</b> | <b>9</b>  | <b>4</b> | <b>3</b> | <b>2</b> | <b>1</b> | <b>2</b> |  |
| 522   | Credit intermediation & related activities .....                               | (G)   | (D)               | (D)    | 111                            | 43  | 42     | 18       | 4        | 2        | 2          | —          | —          | —             | —             | —              |            |            |           |           |           |          |          |          |          |          |  |
| 5221  | Depository credit intermediation .....   | 944   | 8 666             | 32 537 | 61                             | 8   | 32     | 14       | 4        | 1        | 2          | —          | —          | —             | —             | —              |            |            |           |           |           |          |          |          |          |          |  |
| 52211   | Commercial banking .....   | 812   | 7 322             | 27 125 | 53                             | 5   | 30     | 13       | 3        | —        | 2          | —          | —          | —             | —             | —              |            |            |           |           |           |          |          |          |          |          |  |
| 522110  | Commercial banking .....   | 812   | 7 322             | 27 125 | 53                             | 5   | 30     | 13       | 3        | —        | 2          | —          | —          | —             | —             | —              |            |            |           |           |           |          |          |          |          |          |  |
| 5222  | Nondepository credit intermediation .....                                      | 111   | 1 090             | 4 944  | 24                             | 15  | 6      | 3        | —        | —        | —          | —          | —          | —             | —             | —              |            |            |           |           |           |          |          |          |          |          |  |
| 52229   | Other nondepository credit intermediation .....                                | (C)   | (D)               | (D)    | 23                             | 14  | 6      | 3        | —        | —        | —          | —          | —          | —             | —             | —              |            |            |           |           |           |          |          |          |          |          |  |
| 5223  | Activities related to credit intermediation .....                              | (C)   | (D)               | (D)    | 26                             | 20  | 4      | 1        | —        | 1        | —          | —          | —          | —             | —             | —              |            |            |           |           |           |          |          |          |          |          |  |
| 52231   | Mortgage & nonmortgage brokers .....   | (C)   | (D)               | (D)    | 14                             | 10  | 2      | 1        | —        | 1        | —          | —          | —          | —             | —             | —              |            |            |           |           |           |          |          |          |          |          |  |
| 523   | Security, commodity contracts & like activity .....                            | (C)   | (D)               | (D)    | 41                             | 37  | 1      | 3        | —        | —        | —          | —          | —          | —             | —             | —              |            |            |           |           |           |          |          |          |          |          |  |

See footnotes at end of table.

**Table 6. Counties—Employees, Payroll, and Establishments by Industry: 2003—Con.**

[Excludes most government employees, railroad employees, and self-employed persons. Size class 1 to 4 includes establishments with payroll, but no employees, during mid-March pay period. (D) denotes figures withheld to avoid disclosing data for individual companies; the data are included in broader industry totals. Detailed industries with 100 or more employees are shown if industry was not a (D). For explanation of terms, abbreviations, and data reliability/comparability, see introductory text]

| NAICS code        | Industry   | Number of employees for week including March 12 | Payroll (\$1,000) |         | Total number of establishments | Number of establishments by employment-size class |        |          |          |          |            |            |            |               |  |
|-------------------|--|---|-------------------|---------|--------------------------------|---|--------|----------|----------|----------|------------|------------|------------|---------------|--|
|                   |  |   | First quarter     | Annual  |                                | 1 to 4  | 5 to 9 | 10 to 19 | 20 to 49 | 50 to 99 | 100 to 249 | 250 to 499 | 500 to 999 | 1,000 or more |  |
| <b>BOONE—Con.</b> |  |   |                   |         |                                |   |        |          |          |          |            |            |            |               |  |
| <b>52</b>         | <b>Finance &amp; insurance—Con.</b>                            |   |                   |         |                                |   |        |          |          |          |            |            |            |               |  |
| 524               | Insurance carriers & related activities .....                  | 4 831   | 58 601            | 259 489 | 111                            | 79  | 10     | 9        | 5        | 2        | 1          | 2          | 1          | 2             |  |
| 5241              | Insurance carriers .....                                       | 3 441   | 41 544            | 167 511 | 20                             | 5   | 1      | 3        | 4        | 2        | 1          | 2          | 1          | 1             |  |
| 52411             | Direct life, health, medical insurance carriers .....          | 200   | 2 391             | 8 899   | 9                              | 2   | —      | 3        | 3        | 1        | —          | —          | —          | —             |  |
| 524113            | Direct life insurance carriers .....                           | 121   | 1 181             | 4 655   | 4                              | 1   | —      | 1        | 1        | 1        | —          | —          | —          | —             |  |
| 52412             | Other direct insurance carriers .....                          | 3 241   | 39 153            | 158 612 | 11                             | 3   | 1      | —        | 1        | 1        | 1          | 2          | 1          | 1             |  |
| 524126            | Direct property & casualty insurance carriers .....            | 3 241   | 39 153            | 158 612 | 11                             | 3   | 1      | —        | 1        | 1        | 1          | 2          | 1          | 1             |  |
| 5242              | Agencies & other insurance related activities .....            | 1 390   | 17 057            | 91 978  | 91                             | 74  | 9      | 6        | 1        | —        | —          | —          | —          | 1             |  |
| 52421             | Insurance agencies & brokerages .....                          | 1 340   | 16 507            | 89 577  | 83                             | 69  | 8      | 4        | 1        | —        | —          | —          | —          | 1             |  |
| 524210            | Insurance agencies & brokerages .....                          | 1 340   | 16 507            | 89 577  | 83                             | 69  | 8      | 4        | 1        | —        | —          | —          | —          | 1             |  |
| <b>53</b>         | <b>Real estate &amp; rental &amp; leasing .....</b>            |   |                   |         |                                |   |        |          |          |          |            |            |            |               |  |
| 531               | Real estate .....  | 578   | 2 669             | 13 101  | 176                            | 139   | 22     | 12       | 2        | 1        | —          | —          | —          | —             |  |
| 5311              | Lessors of real estate .....                                   | 307   | 1 182             | 5 874   | 85                             | 66  | 13     | 5        | —        | 1        | —          | —          | —          | —             |  |
| 53111             | Lessors of residential buildings & dwellings .....             | 163   | 718               | 3 800   | 53                             | 39  | 11     | 3        | —        | —        | —          | —          | —          | —             |  |
| 531110            | Lessors of residential buildings & dwellings .....             | 163   | 718               | 3 800   | 53                             | 39  | 11     | 3        | —        | —        | —          | —          | —          | —             |  |
| 5312              | Offices of real estate agents & brokers .....                  | 116   | 593               | 3 020   | 47                             | 40  | 3      | 3        | 1        | —        | —          | —          | —          | —             |  |
| 53121             | Offices of real estate agents & brokers .....                  | 116   | 593               | 3 020   | 47                             | 40  | 3      | 3        | 1        | —        | —          | —          | —          | —             |  |
| 531210            | Offices of real estate agents & brokers .....                  | 116   | 593               | 3 020   | 47                             | 40  | 3      | 3        | 1        | —        | —          | —          | —          | —             |  |
| 5313              | Activities related to real estate .....                        | 155   | 894               | 4 207   | 44                             | 33  | 6      | 4        | 1        | —        | —          | —          | —          | —             |  |
| 53131             | Real estate property managers .....                            | 131   | 717               | 3 221   | 27                             | 17  | 5      | 4        | 1        | —        | —          | —          | —          | —             |  |
| 532               | Rental & leasing services .....                                | 279   | 1 656             | 7 138   | 35                             | 9   | 11     | 14       | 1        | —        | —          | —          | —          | —             |  |
| 5322              | Consumer goods rental .....                                    | 152   | 680               | 2 893   | 18                             | 3   | 8      | 6        | 1        | —        | —          | —          | —          | —             |  |
| <b>54</b>         | <b>Professional, scientific &amp; technical services .....</b> |   |                   |         |                                |   |        |          |          |          |            |            |            |               |  |
| 541               | Professional, scientific & technical services .....            | 2 554   | 18 522            | 81 520  | 359                            | 227   | 66     | 41       | 18       | 4        | 3          | —          | —          | —             |  |
| 5411              | Legal services .....   | 395   | 3 175             | 13 632  | 82                             | 56  | 16     | 7        | 3        | —        | —          | —          | —          | —             |  |
| 54111             | Offices of lawyers .....                                       | 352   | 2 881             | 12 022  | 78                             | 54  | 16     | 6        | 2        | —        | —          | —          | —          | —             |  |
| 541110            | Offices of lawyers .....                                       | 352   | 2 881             | 12 022  | 78                             | 54  | 16     | 6        | 2        | —        | —          | —          | —          | —             |  |
| 5412              | Accounting, tax prep, bookkeep, payroll services .....         | 673   | 4 165             | 16 523  | 50                             | 22  | 13     | 8        | 3        | 2        | 2          | —          | —          | —             |  |
| 54121             | Accounting, tax prep, bookkeep, payroll services .....         | 673   | 4 165             | 16 523  | 50                             | 22  | 13     | 8        | 3        | 2        | 2          | —          | —          | —             |  |
| 541211            | Offices of certified public accountants .....                  | 196   | 1 484             | 5 955   | 27                             | 13  | 6      | 7        | 1        | —        | —          | —          | —          | —             |  |
| 541214            | Payroll services .....   | 304   | 2 086             | 8 450   | 4                              | —   | 1      | —        | —        | 1        | 2          | —          | —          | —             |  |
| 5413              | Architectural, engineering & related services .....            | 370   | 3 045             | 13 677  | 54                             | 32  | 7      | 11       | 4        | —        | —          | —          | —          | —             |  |
| 54133             | Engineering services .....                                     | 256   | 2 293             | 10 418  | 28                             | 13  | 4      | 8        | 3        | —        | —          | —          | —          | —             |  |
| 541330            | Engineering services .....                                     | 256   | 2 293             | 10 418  | 28                             | 13  | 4      | 8        | 3        | —        | —          | —          | —          | —             |  |
| 5415              | Computer systems design & related services .....               | 187   | 1 628             | 9 854   | 36                             | 28  | 3      | 3        | 1        | 1        | —          | —          | —          | —             |  |
| 54151             | Computer systems design & related services .....               | 187   | 1 628             | 9 854   | 36                             | 28  | 3      | 3        | 1        | 1        | —          | —          | —          | —             |  |
| 541511            | Custom computer programming services .....                     | 121   | 1 302             | 8 441   | 18                             | 14  | 1      | 2        | —        | 1        | —          | —          | —          | —             |  |
| 5416              | Management, sci & tech consulting services .....               | 232   | 1 816             | 7 930   | 54                             | 40  | 10     | 2        | 2        | —        | —          | —          | —          | —             |  |
| 54161             | Management consulting services .....                           | 211   | 1 701             | 7 424   | 46                             | 34  | 8      | 2        | 2        | —        | —          | —          | —          | —             |  |
| 541611            | Admin & gen management consulting services .....               | 111   | 1 007             | 4 294   | 25                             | 18  | 5      | 1        | 1        | —        | —          | —          | —          | —             |  |
| 5417              | Scientific R&D services .....                                  | 239   | 2 317             | 8 533   | 10                             | 6   | —      | 2        | 1        | —        | 1          | —          | —          | —             |  |
| 54171             | R&D in physical, engineering & life sciences .....             | 239   | 2 317             | 8 533   | 10                             | 6   | —      | 2        | 1        | —        | 1          | —          | —          | —             |  |
| 541710            | R&D in physical, engineering & life sciences .....             | 239   | 2 317             | 8 533   | 10                             | 6   | —      | 2        | 1        | —        | 1          | —          | —          | —             |  |
| 5419              | Oth professional, scientific, technical services .....         | 337   | 1 755             | 8 563   | 45                             | 26  | 8      | 7        | 3        | 1        | —          | —          | —          | —             |  |
| 54194             | Veterinary services .....                                      | 179   | 728               | 3 137   | 18                             | 7   | 3      | 6        | 2        | —        | —          | —          | —          | —             |  |
| 541940            | Veterinary services .....                                      | 179   | 728               | 3 137   | 18                             | 7   | 3      | 6        | 2        | —        | —          | —          | —          | —             |  |
| <b>55</b>         | <b>Management of companies &amp; enterprises .....</b>         |   |                   |         |                                |   |        |          |          |          |            |            |            |               |  |
| 551               | Management of companies & enterprises .....                    | 901   | 9 618             | 39 557  | 21                             | 9   | 2      | 3        | 3        | —        | 4          | —          | —          | —             |  |
| 5511              | Management of companies & enterprises .....                    | 901   | 9 618             | 39 557  | 21                             | 9   | 2      | 3        | 3        | —        | 4          | —          | —          | —             |  |
| 55111             | Management of companies & enterprises .....                    | 901   | 9 618             | 39 557  | 21                             | 9   | 2      | 3        | 3        | —        | 4          | —          | —          | —             |  |
| <b>56</b>         | <b>Admin, support, waste mgt, remediation services .....</b>   |   |                   |         |                                |   |        |          |          |          |            |            |            |               |  |
| 561               | Administrative & support services .....                        | (H)   | (D)               | (D)     | 161                            | 91  | 27     | 15       | 13       | 8        | 4          | 1          | 1          | 1             |  |
| 5611              | Office administrative services .....                           | 172   | 1 077             | 4 724   | 10                             | 5   | 1      | 3        | —        | —        | 1          | —          | —          | —             |  |
| 56111             | Office administrative services .....                           | 172   | 1 077             | 4 724   | 10                             | 5   | 1      | 3        | —        | —        | 1          | —          | —          | —             |  |
| 561110            | Office administrative services .....                           | 172   | 1 077             | 4 724   | 10                             | 5   | 1      | 3        | —        | —        | 1          | —          | —          | —             |  |
| 5613              | Employment services .....                                      | 2 640   | 11 805            | 42 902  | 22                             | 6   | 1      | 1        | 5        | 5        | 3          | —          | —          | 1             |  |
| 56132             | Temporary help services .....                                  | (F)   | (D)               | (D)     | 14                             | 2   | 1      | 1        | 3        | 4        | 3          | —          | —          | —             |  |
| 56133             | Employee leasing services .....                                | (G)   | (D)               | (D)     | 3                              | 1   | —      | —        | —        | 1        | —          | —          | —          | 1             |  |
| 5614              | Business support services .....                                | 1 112   | 2 991             | 11 335  | 19                             | 6   | 6      | 2        | 3        | —        | —          | 1          | 1          | —             |  |
| 56142             | Telephone call centers .....                                   | (F)   | (D)               | (D)     | 2                              | —   | —      | —        | —        | —        | —          | 1          | 1          | —             |  |
| 56144             | Collection agencies .....                                      | 111   | 661               | 2 566   | 4                              | —   | 1      | 1        | 2        | —        | —          | —          | —          | —             |  |
| 561440            | Collection agencies .....                                      | 111   | 661               | 2 566   | 4                              | —   | 1      | 1        | 2        | —        | —          | —          | —          | —             |  |
| 5615              | Travel arrangement & reservation services .....                | 153   | 715               | 2 760   | 13                             | 7   | 3      | 2        | —        | 1        | —          | —          | —          | —             |  |
| 56159             | Oth travel arrangement & reservation services .....            | 110   | 530               | 2 026   | 6                              | 4   | —      | 1        | —        | 1        | —          | —          | —          | —             |  |
| 561599            | All oth travel arrange & reservation services .....            | 110   | 530               | 2 026   | 6                              | 4   | —      | 1        | —        | 1        | —          | —          | —          | —             |  |
| 5617              | Services to buildings & dwellings .....                        | 500   | 1 567             | 7 960   | 86                             | 61  | 15     | 4        | 4        | 2        | —          | —          | —          | —             |  |
| 56172             | Janitorial services .....                                      | 286   | 678               | 2 814   | 29                             | 17  | 6      | 2        | 2        | 2        | —          | —          | —          | —             |  |
| 561720            | Janitorial services .....                                      | 286   | 678               | 2 814   | 29                             | 17  | 6      | 2        | 2        | 2        | —          | —          | —          | —             |  |
| 56173             | Landscaping services .....                                     | 149   | 546               | 3 399   | 39                             | 32  | 4      | 1        | 2        | —        | —          | —          | —          | —             |  |
| 561730            | Landscaping services .....                                     | 149   | 546               | 3 399   | 39                             | 32  | 4      | 1        | 2        | —        | —          | —          | —          | —             |  |

See footnotes at end of table.

**Table 6. Counties—Employees, Payroll, and Establishments by Industry: 2003—Con.**

[Excludes most government employees, railroad employees, and self-employed persons. Size class 1 to 4 includes establishments with payroll, but no employees, during mid-March pay period. (D) denotes figures withheld to avoid disclosing data for individual companies; the data are included in broader industry totals. Detailed industries with 100 or more employees are shown if industry was not a (D). For explanation of terms, abbreviations, and data reliability/comparability, see introductory text]

| NAICS code        | Industry                                      | Number of employees for week including March 12 | Payroll (\$1,000) |                | Total number of establishments | Number of establishments by employment-size class |           |           |           |           |            |            |            |               |
|-------------------|---|---|-------------------|----------------|--------------------------------|---|-----------|-----------|-----------|-----------|------------|------------|------------|---------------|
|                   |   |   | First quarter     | Annual         |                                | 1 to 4  | 5 to 9    | 10 to 19  | 20 to 49  | 50 to 99  | 100 to 249 | 250 to 499 | 500 to 999 | 1,000 or more |
| <b>BOONE—Con.</b> |   |   |                   |                |                                |   |           |           |           |           |            |            |            |               |
| <b>61</b>         | <b>Educational services</b>                   | <b>1 865</b>                                    | <b>6 390</b>      | <b>27 883</b>  | <b>41</b>                      | <b>24</b>   | <b>6</b>  | <b>4</b>  | <b>4</b>  | <b>1</b>  | —          | <b>1</b>   | —          | <b>1</b>      |
| 611               | Educational services                          | 1 865   | 6 390             | 27 883         | 41                             | 24  | 6         | 4         | 4         | 1         | —          | 1          | —          | 1             |
| 6111              | Elementary & secondary schools                | 175   | 526               | 2 012          | 6                              | 1   | 1         | 2         | 1         | 1         | —          | —          | —          | —             |
| 61111             | Elementary & secondary schools                | 175   | 526               | 2 012          | 6                              | 1   | 1         | 2         | 1         | 1         | —          | —          | —          | —             |
| 611110            | Elementary & secondary schools                | 175   | 526               | 2 012          | 6                              | 1   | 1         | 2         | 1         | 1         | —          | —          | —          | —             |
| 6113              | Colleges, universities & professional schools | (G)   | (D)               | (D)            | 3                              | 1   | —         | —         | —         | —         | —          | 1          | —          | 1             |
| 61131             | Colleges, universities & professional schools | (G)   | (D)               | (D)            | 3                              | 1   | —         | —         | —         | —         | —          | 1          | —          | 1             |
| 6116              | Other schools & instruction                   | (C)   | (D)               | (D)            | 22                             | 13  | 4         | 2         | 3         | —         | —          | —          | —          | —             |
| <b>62</b>         | <b>Health care and social assistance</b>      | <b>13 189</b>                                   | <b>109 438</b>    | <b>449 892</b> | <b>450</b>                     | <b>232</b>  | <b>95</b> | <b>61</b> | <b>36</b> | <b>15</b> | <b>6</b>   | <b>2</b>   | <b>1</b>   | <b>2</b>      |
| 621               | Ambulatory health care services               | 2 616   | 29 231            | 134 444        | 299                            | 173   | 71        | 27        | 17        | 10        | 1          | —          | —          | —             |
| 6211              | Offices of physicians                         | 996   | 17 425            | 86 179         | 137                            | 85  | 30        | 11        | 7         | 4         | —          | —          | —          | —             |
| 62111             | Offices of physicians                         | 996   | 17 425            | 86 179         | 137                            | 85  | 30        | 11        | 7         | 4         | —          | —          | —          | —             |
| 621111            | Offices of physicians (exc mental health)     | 986   | 17 362            | 85 821         | 130                            | 78  | 30        | 11        | 7         | 4         | —          | —          | —          | —             |
| 6212              | Offices of dentists                           | 412   | 3 396             | 12 885         | 59                             | 19  | 25        | 13        | 2         | —         | —          | —          | —          | —             |
| 62121             | Offices of dentists                           | 412   | 3 396             | 12 885         | 59                             | 19  | 25        | 13        | 2         | —         | —          | —          | —          | —             |
| 621210            | Offices of dentists                           | 412   | 3 396             | 12 885         | 59                             | 19  | 25        | 13        | 2         | —         | —          | —          | —          | —             |
| 6213              | Offices of other health practitioners         | 237   | 1 641             | 6 635          | 59                             | 46  | 11        | 1         | —         | 1         | —          | —          | —          | —             |
| 6214              | Outpatient care centers                       | 219   | 2 296             | 8 792          | 15                             | 8   | 2         | 1         | 3         | 1         | —          | —          | —          | —             |
| 62149             | Other outpatient care centers                 | 176   | 1 981             | 7 470          | 9                              | 4   | 1         | 1         | 2         | 1         | —          | —          | —          | —             |
| 6215              | Medical & diagnostic laboratories             | 312   | 2 242             | 10 439         | 10                             | 5   | 1         | 2         | —         | 1         | —          | —          | —          | —             |
| 62151             | Medical & diagnostic laboratories             | 312   | 2 242             | 10 439         | 10                             | 5   | 1         | 2         | —         | 1         | —          | —          | —          | —             |
| 6216              | Home health care services                     | 362   | 1 743             | 7 492          | 10                             | 4   | 1         | —         | 1         | 4         | —          | —          | —          | —             |
| 62161             | Home health care services                     | 362   | 1 743             | 7 492          | 10                             | 4   | 1         | —         | 1         | 4         | —          | —          | —          | —             |
| 621610            | Home health care services                     | 362   | 1 743             | 7 492          | 10                             | 4   | 1         | —         | 1         | 4         | —          | —          | —          | —             |
| 622               | Hospitals                                     | (I)   | (D)               | (D)            | 6                              | 1   | —         | —         | —         | —         | —          | 2          | 1          | 2             |
| 6221              | General medical & surgical hospitals          | 7 850   | 69 549            | 270 173        | 5                              | 1   | —         | —         | —         | —         | —          | 1          | 1          | 2             |
| 62211             | General medical & surgical hospitals          | 7 850   | 69 549            | 270 173        | 5                              | 1   | —         | —         | —         | —         | —          | 1          | 1          | 2             |
| 622110            | General medical & surgical hospitals          | 7 850   | 69 549            | 270 173        | 5                              | 1   | —         | —         | —         | —         | —          | 1          | 1          | 2             |
| 6223              | Other specialty hospitals                     | (E)   | (D)               | (D)            | 1                              | —   | —         | —         | —         | —         | —          | 1          | —          | —             |
| 62231             | Other specialty hospitals                     | (E)   | (D)               | (D)            | 1                              | —   | —         | —         | —         | —         | —          | 1          | —          | —             |
| 623               | Nursing & residential care facilities         | 1 213   | 5 329             | 22 350         | 33                             | 6   | 4         | 8         | 8         | 4         | 3          | —          | —          | —             |
| 6231              | Nursing care facilities                       | 423   | 1 836             | 7 918          | 7                              | —   | —         | 1         | 2         | 3         | 1          | —          | —          | —             |
| 62311             | Nursing care facilities                       | 423   | 1 836             | 7 918          | 7                              | —   | —         | 1         | 2         | 3         | 1          | —          | —          | —             |
| 623110            | Nursing care facilities                       | 423   | 1 836             | 7 918          | 7                              | —   | —         | 1         | 2         | 3         | 1          | —          | —          | —             |
| 6232              | Residential mental retardation, health facil  | 349   | 1 710             | 7 086          | 11                             | 2   | —         | 6         | 2         | —         | 1          | —          | —          | —             |
| 62321             | Residential mental retardation facilities     | (C)   | (D)               | (D)            | 4                              | 2   | —         | 1         | —         | —         | 1          | —          | —          | —             |
| 62322             | Residential mental health, subst abuse facil  | (C)   | (D)               | (D)            | 7                              | —   | —         | 5         | 2         | —         | —          | —          | —          | —             |
| 6233              | Community care facilities for the elderly     | 357   | 1 568             | 6 485          | 9                              | 2   | 3         | 1         | 1         | 1         | 1          | —          | —          | —             |
| 62331             | Community care facilities for the elderly     | 357   | 1 568             | 6 485          | 9                              | 2   | 3         | 1         | 1         | 1         | 1          | —          | —          | —             |
| 624               | Social assistance                             | (G)   | (D)               | (D)            | 112                            | 52  | 20        | 26        | 11        | 1         | 2          | —          | —          | —             |
| 6241              | Individual & family services                  | 333   | 1 127             | 4 859          | 25                             | 11  | 6         | 4         | 3         | —         | 1          | —          | —          | —             |
| 62412             | Services for elderly & disabled persons       | 284   | 894               | 3 847          | 13                             | 4   | 3         | 2         | 3         | —         | 1          | —          | —          | —             |
| 624120            | Services for elderly & disabled persons       | 284   | 894               | 3 847          | 13                             | 4   | 3         | 2         | 3         | —         | 1          | —          | —          | —             |
| 6243              | Vocational rehabilitation services            | (C)   | (D)               | (D)            | 5                              | —   | 1         | 1         | 2         | —         | 1          | —          | —          | —             |
| 62431             | Vocational rehabilitation services            | (C)   | (D)               | (D)            | 5                              | —   | 1         | 1         | 2         | —         | 1          | —          | —          | —             |
| 6244              | Child day care services                       | 635   | 1 775             | 7 483          | 75                             | 39  | 12        | 18        | 5         | 1         | —          | —          | —          | —             |
| 62441             | Child day care services                       | 635   | 1 775             | 7 483          | 75                             | 39  | 12        | 18        | 5         | 1         | —          | —          | —          | —             |
| 624410            | Child day care services                       | 635   | 1 775             | 7 483          | 75                             | 39  | 12        | 18        | 5         | 1         | —          | —          | —          | —             |
| <b>71</b>         | <b>Arts, entertainment &amp; recreation</b>   | <b>596</b>                                      | <b>1 486</b>      | <b>7 130</b>   | <b>49</b>                      | <b>29</b>   | <b>8</b>  | <b>4</b>  | <b>4</b>  | <b>3</b>  | <b>1</b>   | —          | —          | —             |
| 713               | Amusement, gambling & recreation industries   | (F)   | (D)               | (D)            | 32                             | 17  | 3         | 4         | 4         | 3         | 1          | —          | —          | —             |
| 7139              | Other amusement & recreation industries       | (F)   | (D)               | (D)            | 28                             | 13  | 3         | 4         | 4         | 3         | 1          | —          | —          | —             |
| 71391             | Golf courses & country clubs                  | 166   | 495               | 2 633          | 4                              | —   | —         | 1         | 1         | 2         | —          | —          | —          | —             |
| 713910            | Golf courses & country clubs                  | 166   | 495               | 2 633          | 4                              | —   | —         | 1         | 1         | 2         | —          | —          | —          | —             |
| 71394             | Fitness & recreational sports centers         | 289   | 573               | 2 599          | 13                             | 7   | 1         | 2         | 1         | 1         | 1          | —          | —          | —             |
| 713940            | Fitness & recreational sports centers         | 289   | 573               | 2 599          | 13                             | 7   | 1         | 2         | 1         | 1         | 1          | —          | —          | —             |
| <b>72</b>         | <b>Accommodation &amp; food services</b>      | <b>7 141</b>                                    | <b>16 532</b>     | <b>70 852</b>  | <b>340</b>                     | <b>95</b>   | <b>49</b> | <b>77</b> | <b>76</b> | <b>35</b> | <b>7</b>   | <b>1</b>   | —          | —             |
| 721               | Accommodation                                 | 599   | 1 849             | 8 004          | 60                             | 26  | 12        | 11        | 10        | 1         | —          | —          | —          | —             |
| 7211              | Traveler accommodation                        | 481   | 1 503             | 6 784          | 31                             | 8   | 5         | 7         | 10        | 1         | —          | —          | —          | —             |
| 72111             | Hotels (exc casino hotels) & motels           | 473   | 1 499             | 6 764          | 28                             | 6   | 4         | 7         | 10        | 1         | —          | —          | —          | —             |
| 721110            | Hotels (exc casino hotels) & motels           | 473   | 1 499             | 6 764          | 28                             | 6   | 4         | 7         | 10        | 1         | —          | —          | —          | —             |
| 7213              | Rooming & boarding houses                     | (C)   | (D)               | (D)            | 27                             | 16  | 7         | 4         | —         | —         | —          | —          | —          | —             |
| 72131             | Rooming & boarding houses                     | (C)   | (D)               | (D)            | 27                             | 16  | 7         | 4         | —         | —         | —          | —          | —          | —             |
| 722               | Food services & drinking places               | 6 542   | 14 683            | 62 848         | 280                            | 69  | 37        | 66        | 66        | 34        | 7          | 1          | —          | —             |
| 7221              | Full-service restaurants                      | 3 496   | 7 839             | 32 688         | 131                            | 35  | 17        | 30        | 20        | 23        | 5          | 1          | —          | —             |
| 72211             | Full-service restaurants                      | 3 496   | 7 839             | 32 688         | 131                            | 35  | 17        | 30        | 20        | 23        | 5          | 1          | —          | —             |
| 722110            | Full-service restaurants                      | 3 496   | 7 839             | 32 688         | 131                            | 35  | 17        | 30        | 20        | 23        | 5          | 1          | —          | —             |
| 7222              | Limited-service eating places                 | 2 428   | 5 356             | 24 150         | 106                            | 21  | 11        | 22        | 41        | 9         | 2          | —          | —          | —             |
| 72221             | Limited-service eating places                 | 2 428   | 5 356             | 24 150         | 106                            | 21  | 11        | 22        | 41        | 9         | 2          | —          | —          | —             |
| 722211            | Limited-service restaurants                   | 2 152   | 4 707             | 21 506         | 92                             | 19  | 7         | 20        | 36        | 8         | 2          | —          | —          | —             |
| 7223              | Special food services                         | 277   | 821               | 3 208          | 18                             | 7   | 3         | 5         | 2         | 1         | —          | —          | —          | —             |
| 72231             | Food service contractors                      | 251   | 760               | 2 973          | 13                             | 3   | 3         | 4         | 2         | 1         | —          | —          | —          | —             |
| 722310            | Food service contractors                      | 251   | 760               | 2 973          | 13                             | 3   | 3         | 4         | 2         | 1         | —          | —          | —          | —             |
| 7224              | Drinking places (alcoholic beverages)         | 341   | 667               | 2 802          | 25                             | 6   | 6         | 9         | 3         | 1         | —          | —          | —          | —             |
| 72241             | Drinking places (alcoholic beverages)         | 341   | 667               | 2 802          | 25                             | 6   | 6         | 9         | 3         | 1         | —          | —          | —          | —             |
| 722410            | Drinking places (alcoholic beverages)         | 341   | 667               | 2 802          | 25                             | 6   | 6         | 9         | 3         | 1         | —          | —          | —          | —             |

See footnotes at end of table.



**Table 6. Counties—Employees, Payroll, and Establishments by Industry: 2003—Con.**

[Excludes most government employees, railroad employees, and self-employed persons. Size class 1 to 4 includes establishments with payroll, but no employees, during mid-March pay period. (D) denotes figures withheld to avoid disclosing data for individual companies; the data are included in broader industry totals. Detailed industries with 100 or more employees are shown if industry was not a (D). For explanation of terms, abbreviations, and data reliability/comparability, see introductory text]

| NAICS code        | Industry   | Number of employees for week including March 12 | Payroll (\$1,000) |                  | Total number of establishments | Number of establishments by employment-size class |            |            |            |           |            |            |            |               |
|-------------------|--|---|-------------------|------------------|--------------------------------|---|------------|------------|------------|-----------|------------|------------|------------|---------------|
|                   |  |   | First quarter     | Annual           |                                | 1 to 4  | 5 to 9     | 10 to 19   | 20 to 49   | 50 to 99  | 100 to 249 | 250 to 499 | 500 to 999 | 1,000 or more |
| <b>BOONE—Con.</b> |  |   |                   |                  |                                |   |            |            |            |           |            |            |            |               |
| <b>81</b>         | <b>Other services (except public administration)</b>       | <b>2 522</b>                                    | <b>11 514</b>     | <b>48 854</b>    | <b>418</b>                     | <b>252</b>  | <b>94</b>  | <b>47</b>  | <b>21</b>  | <b>4</b>  | —          | —          | —          | —             |
| 811               | Repair & maintenance                                       | 572   | 3 247             | 13 305           | 119                            | 73  | 33         | 9          | 4          | —         | —          | —          | —          | —             |
| 8111              | Automotive repair & maintenance                            | 443   | 2 371             | 10 436           | 86                             | 51  | 26         | 5          | 4          | —         | —          | —          | —          | —             |
| 81111             | Automotive mechanical & electrical R&M                     | 217   | 1 380             | 6 240            | 55                             | 33  | 18         | 4          | —          | —         | —          | —          | —          | —             |
| 811111            | General automotive repair                                  | 170   | 1 043             | 4 635            | 45                             | 28  | 14         | 3          | —          | —         | —          | —          | —          | —             |
| 81119             | Other automotive R&M                                       | 149   | 390               | 1 754            | 15                             | 6   | 5          | 1          | 3          | —         | —          | —          | —          | —             |
| 812               | Personal & laundry services                                | 680   | 2 550             | 12 081           | 112                            | 66  | 24         | 15         | 6          | 1         | —          | —          | —          | —             |
| 8121              | Personal care services                                     | 373   | 1 434             | 6 564            | 66                             | 39  | 13         | 10         | 4          | —         | —          | —          | —          | —             |
| 81211             | Hair, nail & skin care services                            | 305   | 1 290             | 5 865            | 53                             | 31  | 10         | 9          | 3          | —         | —          | —          | —          | —             |
| 812112            | Beauty salons  | 294   | 1 270             | 5 744            | 48                             | 27  | 9          | 9          | 3          | —         | —          | —          | —          | —             |
| 8123              | Drycleaning & laundry services                             | 155   | 380               | 1 777            | 18                             | 7   | 6          | 3          | 2          | —         | —          | —          | —          | —             |
| 81232             | Drycleaning & laundry services (exc coin-op)               | 127   | 306               | 1 356            | 13                             | 5   | 4          | 2          | 2          | —         | —          | —          | —          | —             |
| 812320            | Drycleaning & laundry services (exc coin-op)               | 127   | 306               | 1 356            | 13                             | 5   | 4          | 2          | 2          | —         | —          | —          | —          | —             |
| 8129              | Other personal services                                    | 120   | 553               | 3 011            | 20                             | 14  | 4          | 1          | —          | 1         | —          | —          | —          | —             |
| 813               | Religious, grantmaking, civic, prof & like organizations   | 1 270   | 5 717             | 23 468           | 187                            | 113   | 37         | 23         | 11         | 3         | —          | —          | —          | —             |
| 8131              | Religious organizations                                    | 873   | 3 106             | 12 743           | 115                            | 61  | 26         | 21         | 4          | 3         | —          | —          | —          | —             |
| 81311             | Religious organizations                                    | 873   | 3 106             | 12 743           | 115                            | 61  | 26         | 21         | 4          | 3         | —          | —          | —          | —             |
| 813110            | Religious organizations                                    | 873   | 3 106             | 12 743           | 115                            | 61  | 26         | 21         | 4          | 3         | —          | —          | —          | —             |
| 8134              | Civic & social organizations                               | 118   | 761               | 3 108            | 21                             | 15  | 3          | 1          | 2          | —         | —          | —          | —          | —             |
| 81341             | Civic & social organizations                               | 118   | 761               | 3 108            | 21                             | 15  | 3          | 1          | 2          | —         | —          | —          | —          | —             |
| 813410            | Civic & social organizations                               | 118   | 761               | 3 108            | 21                             | 15  | 3          | 1          | 2          | —         | —          | —          | —          | —             |
| 8139              | Business, labor, political, like organizations             | 155   | 1 283             | 5 304            | 34                             | 27  | 4          | —          | 3          | —         | —          | —          | —          | —             |
| <b>99</b>         | <b>Unclassified establishments</b>                         | <b>77</b>                                       | <b>172</b>        | <b>939</b>       | <b>77</b>                      | <b>76</b>   | <b>1</b>   | —          | —          | —         | —          | —          | —          | —             |
| <b>BUCHANAN</b>   |  |   |                   |                  |                                |   |            |            |            |           |            |            |            |               |
|                   | <b>Total</b>   | <b>39 061</b>                                   | <b>261 074</b>    | <b>1 093 244</b> | <b>2 496</b>                   | <b>1 320</b>                                      | <b>458</b> | <b>344</b> | <b>230</b> | <b>87</b> | <b>41</b>  | <b>10</b>  | <b>4</b>   | <b>2</b>      |
| <b>11</b>         | <b>Forestry, fishing, hunting, and agriculture support</b> | <b>(A)</b>                                      | <b>(D)</b>        | <b>(D)</b>       | <b>3</b>                       | <b>3</b>  | —          | —          | —          | —         | —          | —          | —          | —             |
| <b>22</b>         | <b>Utilities</b>   | <b>233</b>                                      | <b>2 875</b>      | <b>11 399</b>    | <b>6</b>                       | <b>1</b>  | <b>1</b>   | —          | <b>2</b>   | <b>2</b>  | —          | —          | —          | —             |
| 221               | Utilities  | 233   | 2 875             | 11 399           | 6                              | 1   | 1          | —          | 2          | 2         | —          | —          | —          | —             |
| 2211              | Elec pwr generation, transmsn & distribution               | (C)   | (D)               | (D)              | 2                              | —   | —          | —          | —          | 2         | —          | —          | —          | —             |
| <b>23</b>         | <b>Construction</b>  | <b>2 496</b>                                    | <b>24 313</b>     | <b>112 357</b>   | <b>236</b>                     | <b>133</b>  | <b>40</b>  | <b>43</b>  | <b>13</b>  | <b>6</b>  | —          | <b>1</b>   | —          | —             |
| 236               | Construction of Buildings                                  | 529   | 4 309             | 18 645           | 63                             | 36  | 10         | 11         | 5          | 1         | —          | —          | —          | —             |
| 2361              | Residential Building Construction                          | 224   | 1 015             | 4 425            | 43                             | 28  | 9          | 5          | 1          | —         | —          | —          | —          | —             |
| 23611             | Residential Building Construction                          | 224   | 1 015             | 4 425            | 43                             | 28  | 9          | 5          | 1          | —         | —          | —          | —          | —             |
| 2362              | Nonresidential Building Construction                       | 305   | 3 294             | 14 220           | 20                             | 8   | 1          | 6          | 4          | 1         | —          | —          | —          | —             |
| 23622             | Commercial and Institutional Building Construction         | (C)   | (D)               | (D)              | 18                             | 8   | 1          | 5          | 4          | —         | —          | —          | —          | —             |
| 237               | Heavy and Civil Engineering Construction                   | 638   | 8 895             | 41 553           | 9                              | 4   | —          | 1          | 2          | 1         | —          | 1          | —          | —             |
| 2373              | Highway, Street, and Bridge Construction                   | (C)   | (D)               | (D)              | 4                              | 1   | —          | 1          | 1          | 1         | —          | —          | —          | —             |
| 23731             | Highway, Street, and Bridge Construction                   | (C)   | (D)               | (D)              | 4                              | 1   | —          | 1          | 1          | 1         | —          | —          | —          | —             |
| 2379              | Other Heavy and Civil Engineering Construction             | (E)   | (D)               | (D)              | 1                              | —   | —          | —          | —          | —         | —          | 1          | —          | —             |
| 23799             | Other Heavy and Civil Engineering Construction             | (E)   | (D)               | (D)              | 1                              | —   | —          | —          | —          | —         | —          | 1          | —          | —             |
| 238               | Specialty Trade Contractors                                | 1 329   | 11 109            | 52 159           | 164                            | 93  | 30         | 31         | 6          | 4         | —          | —          | —          | —             |
| 2381              | Foundation, Structure, and Building Exterior Contractors   | 367   | 2 072             | 11 203           | 49                             | 28  | 8          | 10         | 3          | —         | —          | —          | —          | —             |
| 2382              | Building Equipment Contractors                             | 618   | 6 852             | 30 894           | 60                             | 31  | 13         | 11         | 2          | 3         | —          | —          | —          | —             |
| 23821             | Electrical Contractors                                     | 329   | 3 788             | 16 515           | 21                             | 9   | 3          | 7          | —          | 2         | —          | —          | —          | —             |
| 238210            | Electrical Contractors                                     | 329   | 3 788             | 16 515           | 21                             | 9   | 3          | 7          | —          | 2         | —          | —          | —          | —             |
| 23822             | Plumbing, Heating, and Air-Conditioning Contractors        | (E)   | (D)               | (D)              | 37                             | 20  | 10         | 4          | 2          | 1         | —          | —          | —          | —             |
| 2383              | Building Finishing Contractors                             | 255   | 1 808             | 7 837            | 35                             | 21  | 6          | 6          | 1          | 1         | —          | —          | —          | —             |
| <b>31-33</b>      | <b>Manufacturing</b>                                       | <b>6 714</b>                                    | <b>56 703</b>     | <b>231 716</b>   | <b>90</b>                      | <b>22</b>   | <b>10</b>  | <b>9</b>   | <b>20</b>  | <b>10</b> | <b>14</b>  | <b>3</b>   | <b>1</b>   | <b>1</b>      |
| 311               | Food mfg   | 819   | 8 243             | 35 086           | 12                             | —   | —          | 3          | 4          | 2         | 3          | —          | —          | —             |
| 3111              | Animal food mfg  | 440   | 5 251             | 20 895           | 7                              | —   | —          | 2          | 3          | 1         | 1          | —          | —          | —             |
| 31111             | Animal food mfg  | 440   | 5 251             | 20 895           | 7                              | —   | —          | 2          | 3          | 1         | 1          | —          | —          | —             |
| 3112              | Grain & oilseed milling                                    | (E)   | (D)               | (D)              | 3                              | —   | —          | —          | —          | 1         | 2          | —          | —          | —             |
| 31122             | Starch & vegetable fats & oils mfg                         | (E)   | (D)               | (D)              | 3                              | —   | —          | —          | —          | 1         | 2          | —          | —          | —             |
| 315               | Apparel manufacturing                                      | (C)   | (D)               | (D)              | 1                              | —   | —          | —          | —          | —         | 1          | —          | —          | —             |
| 3159              | Apparel accessories & other apparel mfg                    | (C)   | (D)               | (D)              | 1                              | —   | —          | —          | —          | —         | 1          | —          | —          | —             |
| 31599             | Apparel accessories & other apparel mfg                    | (C)   | (D)               | (D)              | 1                              | —   | —          | —          | —          | —         | 1          | —          | —          | —             |
| 316               | Leather & allied product mfg                               | (C)   | (D)               | (D)              | 1                              | —   | —          | —          | —          | —         | 1          | —          | —          | —             |
| 3161              | Leather & hide tanning & finishing                         | (C)   | (D)               | (D)              | 1                              | —   | —          | —          | —          | —         | 1          | —          | —          | —             |
| 31611             | Leather & hide tanning & finishing                         | (C)   | (D)               | (D)              | 1                              | —   | —          | —          | —          | —         | 1          | —          | —          | —             |
| 321               | Wood product mfg   | 131   | 823               | 3 121            | 4                              | —   | 1          | —          | 2          | 1         | —          | —          | —          | —             |
| 322               | Paper mfg  | 803   | 7 509             | 28 491           | 4                              | —   | —          | —          | —          | —         | 3          | 1          | —          | —             |
| 3222              | Converted paper product mfg                                | 803   | 7 509             | 28 491           | 4                              | —   | —          | —          | —          | —         | 3          | 1          | —          | —             |
| 32221             | Paperboard container mfg                                   | (E)   | (D)               | (D)              | 3                              | —   | —          | —          | —          | —         | 3          | —          | —          | —             |
| 32223             | Stationery product mfg                                     | (E)   | (D)               | (D)              | 1                              | —   | —          | —          | —          | —         | —          | 1          | —          | —             |

See footnotes at end of table.

**Table 6. Counties—Employees, Payroll, and Establishments by Industry: 2003—Con.**

[Excludes most government employees, railroad employees, and self-employed persons. Size class 1 to 4 includes establishments with payroll, but no employees, during mid-March pay period. (D) denotes figures withheld to avoid disclosing data for individual companies; the data are included in broader industry totals. Detailed industries with 100 or more employees are shown if industry was not a (D). For explanation of terms, abbreviations, and data reliability/comparability, see introductory text]

| NAICS code                      | Industry  | Number of employees for week including March 12 | Payroll (\$1,000) |                | Total number of establishments | Number of establishments by employment-size class |            |           |           |           |            |            |            |               |
|---------------------------------|---|---|-------------------|----------------|--------------------------------|---|------------|-----------|-----------|-----------|------------|------------|------------|---------------|
|                                 |   |   | First quarter     | Annual         |                                | 1 to 4  | 5 to 9     | 10 to 19  | 20 to 49  | 50 to 99  | 100 to 249 | 250 to 499 | 500 to 999 | 1,000 or more |
| <b>BUCHANAN—Con.</b>            |   |   |                   |                |                                |   |            |           |           |           |            |            |            |               |
| <b>31-33 Manufacturing—Con.</b> |   |   |                   |                |                                |   |            |           |           |           |            |            |            |               |
| 325                             | Chemical mfg .....  | 984   | 10 578            | 45 118         | 9                              | 2   | —          | —         | 1         | 3         | 2          | 1          | —          | —             |
| 3253                            | Pesticide, fertilizer & oth ag chemical mfg .....                       | (C)   | (D)               | (D)            | 2                              | —   | —          | —         | —         | 2         | —          | —          | —          | —             |
| 32532                           | Pesticide & other agricultural chemical mfg .....                       | (C)   | (D)               | (D)            | 2                              | —   | —          | —         | —         | 2         | —          | —          | —          | —             |
| 3254                            | Pharmaceutical & medicine mfg .....                                     | (F)   | (D)               | (D)            | 5                              | 2   | —          | —         | 1         | —         | 1          | 1          | —          | —             |
| 32541                           | Pharmaceutical & medicine mfg .....                                     | (F)   | (D)               | (D)            | 5                              | 2   | —          | —         | 1         | —         | 1          | 1          | —          | —             |
| 3256                            | Soap, cleaners & toilet preparation mfg .....                           | (C)   | (D)               | (D)            | 1                              | —   | —          | —         | —         | —         | 1          | —          | —          | —             |
| 32561                           | Soap & cleaning compound mfg .....                                      | (C)   | (D)               | (D)            | 1                              | —   | —          | —         | —         | —         | 1          | —          | —          | —             |
| 326                             | Plastics & rubber products mfg .....                                    | 128   | 1 457             | 5 998          | 4                              | 1   | —          | 1         | 1         | 1         | —          | —          | —          | —             |
| 3261                            | Plastics product mfg .....  | (C)   | (D)               | (D)            | 3                              | —   | —          | 1         | 1         | 1         | —          | —          | —          | —             |
| 331                             | Primary metal mfg .....   | (F)   | (D)               | (D)            | 2                              | —   | —          | —         | —         | —         | 1          | —          | 1          | —             |
| 3312                            | Steel product mfg from purchased steel .....                            | (F)   | (D)               | (D)            | 2                              | —   | —          | —         | —         | —         | 1          | —          | 1          | —             |
| 33122                           | Rolling & drawing of purchased steel .....                              | (F)   | (D)               | (D)            | 2                              | —   | —          | —         | —         | —         | 1          | —          | 1          | —             |
| 332                             | Fabricated metal product mfg .....                                      | 572   | 5 219             | 22 832         | 15                             | 5   | 1          | 4         | 3         | —         | 2          | —          | —          | —             |
| 3323                            | Architectural & structural metals mfg .....                             | (C)   | (D)               | (D)            | 2                              | 1   | —          | —         | —         | —         | 1          | —          | —          | —             |
| 33231                           | Plate work & fabricated structural prod mfg .....                       | (C)   | (D)               | (D)            | 2                              | 1   | —          | —         | —         | —         | 1          | —          | —          | —             |
| 3324                            | Boiler, tank & shipping container mfg .....                             | (C)   | (D)               | (D)            | 1                              | —   | —          | —         | —         | —         | 1          | —          | —          | —             |
| 33243                           | Light gauge metal container mfg .....                                   | (C)   | (D)               | (D)            | 1                              | —   | —          | —         | —         | —         | 1          | —          | —          | —             |
| 3327                            | Mach shops, turn prod, screw, nut, bolt mfg .....                       | 116   | 989               | 4 271          | 9                              | 4   | —          | 3         | 2         | —         | —          | —          | —          | —             |
| 33271                           | Machine shops .....   | 116   | 989               | 4 271          | 9                              | 4   | —          | 3         | 2         | —         | —          | —          | —          | —             |
| 332710                          | Machine shops .....   | 116   | 989               | 4 271          | 9                              | 4   | —          | 3         | 2         | —         | —          | —          | —          | —             |
| 333                             | Machinery mfg .....   | 1 434   | 9 048             | 34 514         | 6                              | 2   | —          | —         | 1         | 1         | 1          | —          | —          | 1             |
| 3331                            | Ag, construction & mining machinery mfg .....                           | (G)   | (D)               | (D)            | 2                              | 1   | —          | —         | —         | —         | —          | —          | —          | 1             |
| 33312                           | Construction machinery mfg .....  | (G)   | (D)               | (D)            | 2                              | 1   | —          | —         | —         | —         | —          | —          | —          | 1             |
| 3335                            | Metalworking machinery mfg .....  | (C)   | (D)               | (D)            | 1                              | —   | —          | —         | —         | —         | 1          | —          | —          | —             |
| 33351                           | Metalworking machinery mfg .....  | (C)   | (D)               | (D)            | 1                              | —   | —          | —         | —         | —         | 1          | —          | —          | —             |
| 335                             | Electrical equip, appliance & component mfg .....                       | (E)   | (D)               | (D)            | 1                              | —   | —          | —         | —         | —         | —          | 1          | —          | —             |
| 3359                            | Other electrical equipment & component mfg .....                        | (E)   | (D)               | (D)            | 1                              | —   | —          | —         | —         | —         | —          | 1          | —          | —             |
| 33591                           | Battery mfg .....   | (E)   | (D)               | (D)            | 1                              | —   | —          | —         | —         | —         | —          | 1          | —          | —             |
| 339                             | Miscellaneous mfg .....   | 211   | 1 248             | 5 330          | 8                              | 3   | 1          | —         | 2         | 2         | —          | —          | —          | —             |
| 3399                            | Other miscellaneous mfg .....   | (C)   | (D)               | (D)            | 6                              | 3   | —          | —         | 2         | 1         | —          | —          | —          | —             |
| <b>42</b>                       | <b>Wholesale trade .....</b>  | <b>1 797</b>                                    | <b>15 717</b>     | <b>62 295</b>  | <b>130</b>                     | <b>57</b>   | <b>33</b>  | <b>15</b> | <b>17</b> | <b>5</b>  | <b>3</b>   | —          | —          | —             |
| 423                             | Merchant Wholesalers, Durable Goods .....                               | 589   | 5 697             | 22 745         | 63                             | 26  | 23         | 7         | 6         | —         | 1          | —          | —          | —             |
| 4238                            | Machinery, Equipment, and Supplies Merchant Wholesalers .....           | 322   | 3 434             | 14 296         | 19                             | 6   | 7          | —         | 5         | —         | 1          | —          | —          | —             |
| 42385                           | Service Establishment Equipment and Supplies Merchant Wholesalers ..... | (C)   | (D)               | (D)            | 2                              | —   | 1          | —         | —         | —         | 1          | —          | —          | —             |
| 424                             | Merchant Wholesalers, Nondurable Goods .....                            | 1 188   | 9 876             | 38 626         | 58                             | 23  | 9          | 8         | 11        | 5         | 2          | —          | —          | —             |
| 4242                            | Drugs and Druggists' Sundries Merchant Wholesalers .....                | 211   | 3 357             | 12 186         | 5                              | —   | 1          | 1         | 1         | 2         | —          | —          | —          | —             |
| 42421                           | Drugs and Druggists' Sundries Merchant Wholesalers .....                | 211   | 3 357             | 12 186         | 5                              | —   | 1          | 1         | 1         | 2         | —          | —          | —          | —             |
| 424210                          | Drugs and Druggists' Sundries Merchant Wholesalers .....                | 211   | 3 357             | 12 186         | 5                              | —   | 1          | 1         | 1         | 2         | —          | —          | —          | —             |
| 4244                            | Grocery and Related Product Wholesalers .....                           | 442   | 2 283             | 10 051         | 11                             | 4   | —          | 1         | 2         | 3         | 1          | —          | —          | —             |
| 42444                           | Poultry and Poultry Product Merchant Wholesalers .....                  | (C)   | (D)               | (D)            | 1                              | —   | —          | —         | —         | —         | 1          | —          | —          | —             |
| 42449                           | Other Grocery and Related Products Merchant Wholesalers .....           | 194   | 1 553             | 6 340          | 7                              | 3   | —          | 1         | 1         | 2         | —          | —          | —          | —             |
| 424490                          | Other Grocery and Related Products Merchant Wholesalers .....           | 194   | 1 553             | 6 340          | 7                              | 3   | —          | 1         | 1         | 2         | —          | —          | —          | —             |
| 4249                            | Miscellaneous Nondurable Goods Merchant Wholesalers .....               | 265   | 1 819             | 7 753          | 15                             | 5   | 3          | 4         | 2         | —         | 1          | —          | —          | —             |
| 42491                           | Farm Supplies Merchant Wholesalers .....                                | 103   | 795               | 3 374          | 9                              | 4   | 1          | 2         | 2         | —         | —          | —          | —          | —             |
| 424910                          | Farm Supplies Merchant Wholesalers .....                                | 103   | 795               | 3 374          | 9                              | 4   | 1          | 2         | 2         | —         | —          | —          | —          | —             |
| 42494                           | Tobacco and Tobacco Product Merchant Wholesalers .....                  | (C)   | (D)               | (D)            | 1                              | —   | —          | —         | —         | —         | 1          | —          | —          | —             |
| <b>44-45</b>                    | <b>Retail trade .....</b>   | <b>5 447</b>                                    | <b>24 197</b>     | <b>105 989</b> | <b>399</b>                     | <b>166</b>  | <b>116</b> | <b>67</b> | <b>30</b> | <b>12</b> | <b>6</b>   | <b>2</b>   | —          | —             |
| 441                             | Motor vehicle & parts dealers .....                                     | 642   | 4 534             | 20 182         | 62                             | 29  | 14         | 13        | 3         | 3         | —          | —          | —          | —             |
| 4411                            | Automobile dealers .....  | 377   | 3 203             | 14 371         | 25                             | 15  | 4          | 1         | 2         | 3         | —          | —          | —          | —             |
| 44111                           | New car dealers .....   | 310   | 2 796             | 12 427         | 7                              | 2   | —          | —         | 2         | 3         | —          | —          | —          | —             |
| 441110                          | New car dealers .....   | 310   | 2 796             | 12 427         | 7                              | 2   | —          | —         | 2         | 3         | —          | —          | —          | —             |
| 4413                            | Automotive parts, accessories & tire stores .....                       | 238   | 1 201             | 5 128          | 27                             | 6   | 9          | 11        | 1         | —         | —          | —          | —          | —             |
| 44131                           | Automotive parts, accessories & tire stores .....                       | 179   | 815               | 3 462          | 19                             | 4   | 6          | 8         | 1         | —         | —          | —          | —          | —             |
| 441310                          | Automotive parts, accessories & tire stores .....                       | 179   | 815               | 3 462          | 19                             | 4   | 6          | 8         | 1         | —         | —          | —          | —          | —             |
| 442                             | Furniture & home furnishing stores .....                                | 140   | 652               | 3 126          | 13                             | 5   | 2          | 4         | 2         | —         | —          | —          | —          | —             |
| 444                             | Bldg material & garden equip & supp dealers .....                       | 427   | 2 451             | 10 117         | 37                             | 15  | 15         | 3         | 3         | —         | 1          | —          | —          | —             |
| 4441                            | Building material & supplies dealers .....                              | 354   | 2 114             | 8 479          | 29                             | 12  | 14         | —         | 2         | —         | 1          | —          | —          | —             |
| 44411                           | Home centers .....  | (C)   | (D)               | (D)            | 2                              | —   | 1          | —         | —         | —         | 1          | —          | —          | —             |
| 44419                           | Other building material dealers .....                                   | 125   | 903               | 3 550          | 19                             | 7   | 11         | —         | 1         | —         | —          | —          | —          | —             |
| 444190                          | Other building material dealers .....                                   | 125   | 903               | 3 550          | 19                             | 7   | 11         | —         | 1         | —         | —          | —          | —          | —             |
| 445                             | Food & beverage stores .....  | 653   | 2 185             | 11 675         | 27                             | 10  | 5          | 4         | 2         | 4         | 2          | —          | —          | —             |
| 4451                            | Grocery stores .....  | (F)   | (D)               | (D)            | 15                             | 3   | 1          | 3         | 2         | 4         | 2          | —          | —          | —             |
| 44511                           | Grocery (except convenience) stores .....                               | 603   | 2 037             | 11 041         | 13                             | 1   | 1          | 3         | 2         | 4         | 2          | —          | —          | —             |
| 445110                          | Grocery (except convenience) stores .....                               | 603   | 2 037             | 11 041         | 13                             | 1   | 1          | 3         | 2         | 4         | 2          | —          | —          | —             |
| 446                             | Health & personal care stores .....                                     | 261   | 1 399             | 6 196          | 27                             | 11  | 7          | 5         | 4         | —         | —          | —          | —          | —             |
| 4461                            | Health & personal care stores .....                                     | 261   | 1 399             | 6 196          | 27                             | 11  | 7          | 5         | 4         | —         | —          | —          | —          | —             |
| 44611                           | Pharmacies & drug stores .....  | 174   | 1 069             | 4 874          | 12                             | 3   | 2          | 4         | 3         | —         | —          | —          | —          | —             |
| 446110                          | Pharmacies & drug stores .....  | 174   | 1 069             | 4 874          | 12                             | 3   | 2          | 4         | 3         | —         | —          | —          | —          | —             |

See footnotes at end of table.

**Table 6. Counties—Employees, Payroll, and Establishments by Industry: 2003—Con.**

[Excludes most government employees, railroad employees, and self-employed persons. Size class 1 to 4 includes establishments with payroll, but no employees, during mid-March pay period. (D) denotes figures withheld to avoid disclosing data for individual companies; the data are included in broader industry totals. Detailed industries with 100 or more employees are shown if industry was not a (D). For explanation of terms, abbreviations, and data reliability/comparability, see introductory text]

| NAICS code   | Industry   | Number of employees for week including March 12 | Payroll (\$1,000) |        | Total number of establishments | Number of establishments by employment-size class |        |          |          |          |            |            |            |               |               |               |            |            |           |           |           |          |          |   |   |          |   |
|--|--|---|-------------------|--------|--------------------------------|---|--------|----------|----------|----------|------------|------------|------------|---------------|---------------|---------------|------------|------------|-----------|-----------|-----------|----------|----------|---|---|----------|---|
|  |  |   | First quarter     | Annual |                                | 1 to 4  | 5 to 9 | 10 to 19 | 20 to 49 | 50 to 99 | 100 to 249 | 250 to 499 | 500 to 999 | 1,000 or more |               |               |            |            |           |           |           |          |          |   |   |          |   |
| <b>BUCHANAN—Con.</b>                                   |  |   |                   |        |                                |   |        |          |          |          |            |            |            |               |               |               |            |            |           |           |           |          |          |   |   |          |   |
| <b>44-45 Retail trade—Con.</b>                         |  |   |                   |        |                                |   |        |          |          |          |            |            |            |               |               |               |            |            |           |           |           |          |          |   |   |          |   |
| 447  | Gasoline stations .....                                | 537   | 1 782             | 7 084  | 51                             | 12  | 19     | 13       | 6        | 1        | —          | —          | —          | —             | —             | —             | —          |            |           |           |           |          |          |   |   |          |   |
| 4471   | Gasoline stations .....                                | 537   | 1 782             | 7 084  | 51                             | 12  | 19     | 13       | 6        | 1        | —          | —          | —          | —             | —             | —             | —          |            |           |           |           |          |          |   |   |          |   |
| 44711  | Gasoline stations with convenience stores ..           | 368   | 1 193             | 4 740  | 40                             | 7   | 19     | 12       | 2        | —        | —          | —          | —          | —             | —             | —             | —          |            |           |           |           |          |          |   |   |          |   |
| 447110   | Gasoline stations with convenience stores ..           | 368   | 1 193             | 4 740  | 40                             | 7   | 19     | 12       | 2        | —        | —          | —          | —          | —             | —             | —             | —          |            |           |           |           |          |          |   |   |          |   |
| 44719  | Other gasoline stations .....                          | 169   | 589               | 2 344  | 11                             | 5   | —      | 1        | 4        | 1        | —          | —          | —          | —             | —             | —             | —          |            |           |           |           |          |          |   |   |          |   |
| 447190   | Other gasoline stations .....                          | 169   | 589               | 2 344  | 11                             | 5   | —      | 1        | 4        | 1        | —          | —          | —          | —             | —             | —             | —          |            |           |           |           |          |          |   |   |          |   |
| 448  | Clothing & clothing accessories stores .....           | 322   | 1 204             | 4 986  | 45                             | 14  | 21     | 9        | 1        | —        | —          | —          | —          | —             | —             | —             | —          |            |           |           |           |          |          |   |   |          |   |
| 4481   | Clothing stores .....                                  | 189   | 698               | 2 655  | 22                             | 7   | 7      | 7        | 1        | —        | —          | —          | —          | —             | —             | —             | —          |            |           |           |           |          |          |   |   |          |   |
| 44812  | Women's clothing stores .....                          | 107   | 345               | 1 624  | 9                              | 1   | 3      | 4        | 1        | —        | —          | —          | —          | —             | —             | —             | —          |            |           |           |           |          |          |   |   |          |   |
| 448120   | Women's clothing stores .....                          | 107   | 345               | 1 624  | 9                              | 1   | 3      | 4        | 1        | —        | —          | —          | —          | —             | —             | —             | —          |            |           |           |           |          |          |   |   |          |   |
| 451  | Sporting goods, hobby, book & music stores .....       | 240   | 658               | 2 810  | 28                             | 14  | 6      | 6        | —        | 2        | —          | —          | —          | —             | —             | —             | —          |            |           |           |           |          |          |   |   |          |   |
| 4511   | Sporting goods, hobby, musical instrument stores ..... | 131   | 384               | 1 688  | 18                             | 11  | 3      | 3        | —        | 1        | —          | —          | —          | —             | —             | —             | —          |            |           |           |           |          |          |   |   |          |   |
| 4512   | Book, periodical & music stores .....                  | 109   | 274               | 1 122  | 10                             | 3   | 3      | 3        | —        | 1        | —          | —          | —          | —             | —             | —             | —          |            |           |           |           |          |          |   |   |          |   |
| 452  | General merchandise stores .....                       | 1 717   | 6 964             | 28 447 | 21                             | 1   | 8      | 2        | 3        | 2        | 3          | 2          | —          | —             | —             | —             | —          |            |           |           |           |          |          |   |   |          |   |
| 4521   | Department stores .....                                | 627   | 2 353             | 9 471  | 5                              | —   | —      | —        | —        | 2        | 3          | —          | —          | —             | —             | —             | —          |            |           |           |           |          |          |   |   |          |   |
| 45211  | Department stores .....                                | 627   | 2 353             | 9 471  | 5                              | —   | —      | —        | —        | 2        | 3          | —          | —          | —             | —             | —             | —          |            |           |           |           |          |          |   |   |          |   |
| 4529   | Other general merchandise stores .....                 | 1 090   | 4 611             | 18 976 | 16                             | 1   | 8      | 2        | 3        | —        | —          | 2          | —          | —             | —             | —             | —          |            |           |           |           |          |          |   |   |          |   |
| 45291  | Warehouse clubs & superstores .....                    | (F)   | (D)               | (D)    | 2                              | —   | —      | —        | —        | —        | —          | —          | 2          | —             | —             | —             | —          |            |           |           |           |          |          |   |   |          |   |
| 45299  | All other general merchandise stores .....             | (C)   | (D)               | (D)    | 14                             | 1   | 8      | 2        | 3        | —        | —          | —          | —          | —             | —             | —             | —          |            |           |           |           |          |          |   |   |          |   |
| 453  | Miscellaneous store retailers .....                    | 298   | 1 055             | 4 411  | 54                             | 36  | 10     | 4        | 4        | —        | —          | —          | —          | —             | —             | —             | —          |            |           |           |           |          |          |   |   |          |   |
| 4532   | Office supplies, stationery & gift stores .....        | 158   | 446               | 1 715  | 19                             | 9   | 6      | 1        | 3        | —        | —          | —          | —          | —             | —             | —             | —          |            |           |           |           |          |          |   |   |          |   |
| 454  | Nonstore retailers .....                               | 150   | 999               | 5 627  | 17                             | 8   | 4      | 3        | 2        | —        | —          | —          | —          | —             | —             | —             | —          |            |           |           |           |          |          |   |   |          |   |
| <b>48-49 Transportation &amp; warehousing .....</b>    |  |   |                   |        |                                |   |        |          |          |          |            |            |            | <b>1 446</b>  | <b>8 741</b>  | <b>36 431</b> | <b>89</b>  | <b>50</b>  | <b>13</b> | <b>9</b>  | <b>6</b>  | <b>8</b> | <b>3</b> | — | — | —        |   |
| 484  | Truck transportation .....                             | 632   | 4 103             | 16 853 | 59                             | 37  | 11     | 6        | 2        | 1        | 2          | —          | —          | —             | —             | —             | —          |            |           |           |           |          |          |   |   |          |   |
| 4841   | General freight trucking .....                         | 597   | 3 930             | 15 933 | 47                             | 28  | 9      | 5        | 2        | 1        | 2          | —          | —          | —             | —             | —             | —          |            |           |           |           |          |          |   |   |          |   |
| 48412  | General freight trucking, long-distance .....          | 553   | 3 558             | 14 550 | 40                             | 24  | 8      | 4        | 1        | 1        | 2          | —          | —          | —             | —             | —             | —          |            |           |           |           |          |          |   |   |          |   |
| 484121   | General freight trucking, long-distance, TL ..         | 510   | 3 143             | 12 905 | 36                             | 23  | 7      | 2        | 1        | 1        | 2          | —          | —          | —             | —             | —             | —          |            |           |           |           |          |          |   |   |          |   |
| 485  | Transit & ground passenger transportation .....        | 352   | 1 599             | 6 459  | 5                              | —   | —      | —        | 1        | 3        | 1          | —          | —          | —             | —             | —             | —          |            |           |           |           |          |          |   |   |          |   |
| 4854   | School & employee bus transportation .....             | (C)   | (D)               | (D)    | 2                              | —   | —      | —        | —        | 1        | 1          | —          | —          | —             | —             | —             | —          |            |           |           |           |          |          |   |   |          |   |
| 48541  | School & employee bus transportation .....             | (C)   | (D)               | (D)    | 2                              | —   | —      | —        | —        | 1        | 1          | —          | —          | —             | —             | —             | —          |            |           |           |           |          |          |   |   |          |   |
| 492  | Couriers & messengers .....                            | 217   | 1 489             | 5 839  | 8                              | 4   | —      | —        | 2        | 2        | —          | —          | —          | —             | —             | —             | —          |            |           |           |           |          |          |   |   |          |   |
| 4921   | Couriers .....   | (C)   | (D)               | (D)    | 7                              | 4   | —      | —        | 2        | 1        | —          | —          | —          | —             | —             | —             | —          |            |           |           |           |          |          |   |   |          |   |
| 49211  | Couriers .....   | (C)   | (D)               | (D)    | 7                              | 4   | —      | —        | 2        | 1        | —          | —          | —          | —             | —             | —             | —          |            |           |           |           |          |          |   |   |          |   |
| 493  | Warehousing & storage .....                            | 217   | 1 394             | 6 394  | 10                             | 4   | 1      | 2        | 1        | 2        | —          | —          | —          | —             | —             | —             | —          |            |           |           |           |          |          |   |   |          |   |
| 4931   | Warehousing & storage .....                            | 217   | 1 394             | 6 394  | 10                             | 4   | 1      | 2        | 1        | 2        | —          | —          | —          | —             | —             | —             | —          |            |           |           |           |          |          |   |   |          |   |
| 49311  | General warehousing & storage .....                    | (C)   | (D)               | (D)    | 8                              | 3   | 1      | 2        | 1        | 1        | —          | —          | —          | —             | —             | —             | —          |            |           |           |           |          |          |   |   |          |   |
| <b>51 Information .....</b>                            |  |   |                   |        |                                |   |        |          |          |          |            |            |            | <b>574</b>    | <b>5 150</b>  | <b>21 575</b> | <b>28</b>  | <b>10</b>  | <b>7</b>  | <b>4</b>  | <b>4</b>  | <b>2</b> | <b>1</b> | — | — | —        |   |
| 511  | Publishing industries .....                            | (C)   | (D)               | (D)    | 7                              | 2   | 3      | —        | 1        | —        | 1          | —          | —          | —             | —             | —             | —          |            |           |           |           |          |          |   |   |          |   |
| 5111   | Newspaper, periodical, book, database publishers ..... | (C)   | (D)               | (D)    | 7                              | 2   | 3      | —        | 1        | —        | 1          | —          | —          | —             | —             | —             | —          |            |           |           |           |          |          |   |   |          |   |
| 51111  | Newspaper publishers .....                             | (C)   | (D)               | (D)    | 5                              | 1   | 3      | —        | —        | —        | 1          | —          | —          | —             | —             | —             | —          |            |           |           |           |          |          |   |   |          |   |
| 515  | Broadcasting (except Internet) .....                   | (C)   | (D)               | (D)    | 4                              | —   | 1      | 1        | 1        | 1        | —          | —          | —          | —             | —             | —             | —          |            |           |           |           |          |          |   |   |          |   |
| 5151   | Radio and Television Broadcasting .....                | (C)   | (D)               | (D)    | 4                              | —   | 1      | 1        | 1        | 1        | —          | —          | —          | —             | —             | —             | —          |            |           |           |           |          |          |   |   |          |   |
| 517  | Telecommunications .....                               | 193   | 1 884             | 7 703  | 15                             | 7   | 3      | 3        | 1        | 1        | —          | —          | —          | —             | —             | —             | —          |            |           |           |           |          |          |   |   |          |   |
| <b>52 Finance &amp; insurance .....</b>                |  |   |                   |        |                                |   |        |          |          |          |            |            |            | <b>2 742</b>  | <b>26 106</b> | <b>95 944</b> | <b>192</b> | <b>132</b> | <b>23</b> | <b>23</b> | <b>11</b> | <b>1</b> | —        | — | — | <b>2</b> | — |
| 522  | Credit intermediation & related activities .....       | 1 542   | 11 895            | 46 363 | 93                             | 46  | 19     | 21       | 6        | —        | —          | —          | —          | —             | —             | —             | 1          |            |           |           |           |          |          |   |   |          |   |
| 5221   | Depository credit intermediation .....                 | 528   | 4 064             | 16 078 | 49                             | 12  | 15     | 16       | 6        | —        | —          | —          | —          | —             | —             | —             | —          |            |           |           |           |          |          |   |   |          |   |
| 52211  | Commercial banking .....                               | 438   | 3 583             | 14 112 | 35                             | 6   | 12     | 11       | 6        | —        | —          | —          | —          | —             | —             | —             | —          |            |           |           |           |          |          |   |   |          |   |
| 522110   | Commercial banking .....                               | 438   | 3 583             | 14 112 | 35                             | 6   | 12     | 11       | 6        | —        | —          | —          | —          | —             | —             | —             | —          |            |           |           |           |          |          |   |   |          |   |
| 5223   | Activities related to credit intermediation .....      | (F)   | (D)               | (D)    | 20                             | 16  | 2      | 1        | —        | —        | —          | —          | —          | —             | —             | —             | 1          |            |           |           |           |          |          |   |   |          |   |
| 52239  | Other credit intermediation activities .....           | (F)   | (D)               | (D)    | 13                             | 11  | 1      | —        | —        | —        | —          | —          | —          | —             | —             | —             | —          |            |           |           |           |          |          |   |   |          |   |
| 523  | Security, commodity contracts & like activity .....    | 119   | 1 929             | 6 583  | 26                             | 21  | 1      | 2        | 2        | —        | —          | —          | —          | —             | —             | —             | —          |            |           |           |           |          |          |   |   |          |   |
| 524  | Insurance carriers & related activities .....          | 1 081   | 12 282            | 42 998 | 73                             | 65  | 3      | —        | 3        | 1        | —          | —          | —          | —             | —             | —             | 1          |            |           |           |           |          |          |   |   |          |   |
| 5241   | Insurance carriers .....                               | 954   | 11 350            | 38 971 | 12                             | 8   | —      | —        | 2        | 1        | —          | —          | —          | —             | —             | —             | 1          |            |           |           |           |          |          |   |   |          |   |
| 52412  | Other direct insurance carriers .....                  | (F)   | (D)               | (D)    | 7                              | 4   | —      | —        | 2        | —        | —          | —          | —          | —             | —             | —             | 1          |            |           |           |           |          |          |   |   |          |   |
| 5242   | Agencies & other insurance related activities .....    | 127   | 932               | 4 027  | 61                             | 57  | 3      | —        | 1        | —        | —          | —          | —          | —             | —             | —             | —          |            |           |           |           |          |          |   |   |          |   |
| 52421  | Insurance agencies & brokerages .....                  | 117   | 880               | 3 837  | 57                             | 53  | 3      | —        | 1        | —        | —          | —          | —          | —             | —             | —             | —          |            |           |           |           |          |          |   |   |          |   |
| 524210   | Insurance agencies & brokerages .....                  | 117   | 880               | 3 837  | 57                             | 53  | 3      | —        | 1        | —        | —          | —          | —          | —             | —             | —             | —          |            |           |           |           |          |          |   |   |          |   |
| <b>53 Real estate &amp; rental &amp; leasing .....</b> |  |   |                   |        |                                |   |        |          |          |          |            |            |            | <b>517</b>    | <b>2 662</b>  | <b>12 330</b> | <b>104</b> | <b>69</b>  | <b>17</b> | <b>14</b> | <b>4</b>  | —        | —        | — | — | —        |   |
| 531  | Real estate .....                                      | 303   | 1 421             | 7 382  | 69                             | 52  | 8      | 6        | 3        | —        | —          | —          | —          | —             | —             | —             | —          |            |           |           |           |          |          |   |   |          |   |
| 5311   | Lessors of real estate .....                           | 114   | 376               | 2 887  | 30                             | 25  | 1      | 3        | 1        | —        | —          | —          | —          | —             | —             | —             | —          |            |           |           |           |          |          |   |   |          |   |
| 5313   | Activities related to real estate .....                | 143   | 881               | 3 647  | 23                             | 14  | 5      | 2        | 2        | —        | —          | —          | —          | —             | —             | —             | —          |            |           |           |           |          |          |   |   |          |   |
| 532  | Rental & leasing services .....                        | 214   | 1 241             | 4 948  | 35                             | 17  | 9      | 8        | 1        | —        | —          | —          | —          | —             | —             | —             | —          |            |           |           |           |          |          |   |   |          |   |
| 5322   | Consumer goods rental .....                            | 117   | 522               | 2 209  | 16                             | 5   | 5      | 6        | —        | —        | —          | —          | —          | —             | —             | —             | —          |            |           |           |           |          |          |   |   |          |   |

See footnotes at end of table.

**Table 6. Counties—Employees, Payroll, and Establishments by Industry: 2003—Con.**

[Excludes most government employees, railroad employees, and self-employed persons. Size class 1 to 4 includes establishments with payroll, but no employees, during mid-March pay period. (D) denotes figures withheld to avoid disclosing data for individual companies; the data are included in broader industry totals. Detailed industries with 100 or more employees are shown if industry was not a (D). For explanation of terms, abbreviations, and data reliability/comparability, see introductory text]

| NAICS code           | Industry   | Number of employees for week including March 12 | Payroll (\$1,000) |                | Total number of establishments | Number of establishments by employment-size class |           |           |           |          |            |            |            |               |  |  |  |  |  |  |  |  |  |
|----------------------|--|---|-------------------|----------------|--------------------------------|---|-----------|-----------|-----------|----------|------------|------------|------------|---------------|--|--|--|--|--|--|--|--|--|
|                      |  |   | First quarter     | Annual         |                                | 1 to 4  | 5 to 9    | 10 to 19  | 20 to 49  | 50 to 99 | 100 to 249 | 250 to 499 | 500 to 999 | 1,000 or more |  |  |  |  |  |  |  |  |  |
| <b>BUCHANAN—Con.</b> |  |   |                   |                |                                |   |           |           |           |          |            |            |            |               |  |  |  |  |  |  |  |  |  |
| <b>54</b>            | <b>Professional, scientific &amp; technical services</b> | <b>1 224</b>                                    | <b>9 446</b>      | <b>35 184</b>  | <b>167</b>                     | <b>105</b>  | <b>31</b> | <b>18</b> | <b>10</b> | <b>2</b> | <b>1</b>   | —          | —          | —             |  |  |  |  |  |  |  |  |  |
| 541                  | Professional, scientific & technical services            | 1 224   | 9 446             | 35 184         | 167                            | 105   | 31        | 18        | 10        | 2        | 1          | —          | —          | —             |  |  |  |  |  |  |  |  |  |
| 5411                 | Legal services   | 237   | 1 775             | 8 329          | 46                             | 33  | 6         | 5         | 1         | 1        | —          | —          | —          | —             |  |  |  |  |  |  |  |  |  |
| 54111                | Offices of lawyers                                       | (C)   | (D)               | (D)            | 43                             | 32  | 6         | 3         | 1         | 1        | —          | —          | —          | —             |  |  |  |  |  |  |  |  |  |
| 5412                 | Accounting, tax prep, bookkeep, payroll services         | 286   | 1 337             | 4 603          | 41                             | 26  | 7         | 4         | 4         | —        | —          | —          | —          | —             |  |  |  |  |  |  |  |  |  |
| 54121                | Accounting, tax prep, bookkeep, payroll services         | 286   | 1 337             | 4 603          | 41                             | 26  | 7         | 4         | 4         | —        | —          | —          | —          | —             |  |  |  |  |  |  |  |  |  |
| 541213               | Tax preparation services                                 | 157   | 428               | 857            | 12                             | 4   | 2         | 4         | 2         | —        | —          | —          | —          | —             |  |  |  |  |  |  |  |  |  |
| 5413                 | Architectural, engineering & related services            | 193   | 1 540             | 6 588          | 20                             | 8   | 6         | 4         | 1         | 1        | —          | —          | —          | —             |  |  |  |  |  |  |  |  |  |
| 5417                 | Scientific R&D services                                  | (C)   | (D)               | (D)            | 3                              | 1   | —         | 1         | —         | —        | 1          | —          | —          | —             |  |  |  |  |  |  |  |  |  |
| 54171                | R&D in physical, engineering & life sciences             | (C)   | (D)               | (D)            | 3                              | 1   | —         | 1         | —         | —        | 1          | —          | —          | —             |  |  |  |  |  |  |  |  |  |
| 5419                 | Oth professional, scientific, technical services         | 125   | 588               | 2 684          | 16                             | 6   | 6         | 2         | 2         | —        | —          | —          | —          | —             |  |  |  |  |  |  |  |  |  |
| <b>55</b>            | <b>Management of companies &amp; enterprises</b>         | <b>132</b>                                      | <b>990</b>        | <b>4 028</b>   | <b>10</b>                      | <b>4</b>  | <b>1</b>  | <b>2</b>  | <b>3</b>  | —        | —          | —          | —          | —             |  |  |  |  |  |  |  |  |  |
| 551                  | Management of companies & enterprises                    | 132   | 990               | 4 028          | 10                             | 4   | 1         | 2         | 3         | —        | —          | —          | —          | —             |  |  |  |  |  |  |  |  |  |
| 5511                 | Management of companies & enterprises                    | 132   | 990               | 4 028          | 10                             | 4   | 1         | 2         | 3         | —        | —          | —          | —          | —             |  |  |  |  |  |  |  |  |  |
| 55111                | Management of companies & enterprises                    | 132   | 990               | 4 028          | 10                             | 4   | 1         | 2         | 3         | —        | —          | —          | —          | —             |  |  |  |  |  |  |  |  |  |
| <b>56</b>            | <b>Admin, support, waste mgt, remediation services</b>   | <b>2 155</b>                                    | <b>9 001</b>      | <b>40 088</b>  | <b>102</b>                     | <b>55</b>   | <b>16</b> | <b>16</b> | <b>6</b>  | <b>5</b> | <b>2</b>   | <b>2</b>   | —          | —             |  |  |  |  |  |  |  |  |  |
| 561                  | Administrative & support services                        | 2 032   | 8 274             | 36 763         | 89                             | 47  | 12        | 16        | 6         | 4        | 2          | 2          | —          | —             |  |  |  |  |  |  |  |  |  |
| 5613                 | Employment services                                      | 902   | 3 851             | 18 284         | 14                             | 7   | —         | 1         | 2         | 2        | 1          | 1          | —          | —             |  |  |  |  |  |  |  |  |  |
| 56132                | Temporary help services                                  | 848   | 3 637             | 16 625         | 8                              | 2   | —         | 1         | 1         | 2        | 1          | 1          | —          | —             |  |  |  |  |  |  |  |  |  |
| 561320               | Temporary help services                                  | 848   | 3 637             | 16 625         | 8                              | 2   | —         | 1         | 1         | 2        | 1          | 1          | —          | —             |  |  |  |  |  |  |  |  |  |
| 5614                 | Business support services                                | 596   | 2 488             | 9 377          | 10                             | 2   | 3         | 2         | 1         | —        | 1          | 1          | —          | —             |  |  |  |  |  |  |  |  |  |
| 56142                | Telephone call centers                                   | (F)   | (D)               | (D)            | 2                              | —   | —         | —         | —         | —        | 1          | 1          | —          | —             |  |  |  |  |  |  |  |  |  |
| 5616                 | Investigation & security services                        | (C)   | (D)               | (D)            | 6                              | 3   | —         | 2         | —         | 1        | —          | —          | —          | —             |  |  |  |  |  |  |  |  |  |
| 56161                | Investigation, guard & armored car services              | (C)   | (D)               | (D)            | 3                              | 1   | —         | 1         | —         | 1        | —          | —          | —          | —             |  |  |  |  |  |  |  |  |  |
| 5617                 | Services to buildings & dwellings                        | 287   | 691               | 3 370          | 43                             | 25  | 7         | 8         | 2         | 1        | —          | —          | —          | —             |  |  |  |  |  |  |  |  |  |
| 56172                | Janitorial services                                      | 166   | 289               | 1 241          | 18                             | 7   | 5         | 5         | —         | 1        | —          | —          | —          | —             |  |  |  |  |  |  |  |  |  |
| 561720               | Janitorial services                                      | 166   | 289               | 1 241          | 18                             | 7   | 5         | 5         | —         | 1        | —          | —          | —          | —             |  |  |  |  |  |  |  |  |  |
| 562                  | Waste management & remediation services                  | 123   | 727               | 3 325          | 13                             | 8   | 4         | —         | —         | 1        | —          | —          | —          | —             |  |  |  |  |  |  |  |  |  |
| 5621                 | Waste collection   | 111   | 652               | 2 763          | 9                              | 6   | 2         | —         | —         | 1        | —          | —          | —          | —             |  |  |  |  |  |  |  |  |  |
| 56211                | Waste collection   | 111   | 652               | 2 763          | 9                              | 6   | 2         | —         | —         | 1        | —          | —          | —          | —             |  |  |  |  |  |  |  |  |  |
| 562111               | Solid waste collection                                   | 111   | 652               | 2 763          | 9                              | 6   | 2         | —         | —         | 1        | —          | —          | —          | —             |  |  |  |  |  |  |  |  |  |
| <b>61</b>            | <b>Educational services</b>                              | <b>295</b>                                      | <b>1 299</b>      | <b>5 111</b>   | <b>15</b>                      | <b>3</b>  | <b>6</b>  | <b>1</b>  | <b>2</b>  | <b>3</b> | —          | —          | —          | —             |  |  |  |  |  |  |  |  |  |
| 611                  | Educational services                                     | 295   | 1 299             | 5 111          | 15                             | 3   | 6         | 1         | 2         | 3        | —          | —          | —          | —             |  |  |  |  |  |  |  |  |  |
| 6111                 | Elementary & secondary schools                           | 202   | 831               | 3 355          | 5                              | —   | 1         | —         | 1         | 3        | —          | —          | —          | —             |  |  |  |  |  |  |  |  |  |
| 61111                | Elementary & secondary schools                           | 202   | 831               | 3 355          | 5                              | —   | 1         | —         | 1         | 3        | —          | —          | —          | —             |  |  |  |  |  |  |  |  |  |
| 611110               | Elementary & secondary schools                           | 202   | 831               | 3 355          | 5                              | —   | 1         | —         | 1         | 3        | —          | —          | —          | —             |  |  |  |  |  |  |  |  |  |
| <b>62</b>            | <b>Health care and social assistance</b>                 | <b>6 466</b>                                    | <b>52 952</b>     | <b>231 254</b> | <b>245</b>                     | <b>96</b>   | <b>55</b> | <b>40</b> | <b>35</b> | <b>9</b> | <b>7</b>   | <b>1</b>   | <b>1</b>   | <b>1</b>      |  |  |  |  |  |  |  |  |  |
| 621                  | Ambulatory health care services                          | 1 591   | 14 433            | 71 337         | 164                            | 75  | 44        | 23        | 18        | 3        | 1          | —          | —          | —             |  |  |  |  |  |  |  |  |  |
| 6211                 | Offices of physicians                                    | 634   | 7 539             | 40 295         | 61                             | 23  | 16        | 12        | 9         | 1        | —          | —          | —          | —             |  |  |  |  |  |  |  |  |  |
| 62111                | Offices of physicians                                    | 634   | 7 539             | 40 295         | 61                             | 23  | 16        | 12        | 9         | 1        | —          | —          | —          | —             |  |  |  |  |  |  |  |  |  |
| 621111               | Offices of physicians (exc mental health)                | 634   | 7 539             | 40 295         | 61                             | 23  | 16        | 12        | 9         | 1        | —          | —          | —          | —             |  |  |  |  |  |  |  |  |  |
| 6212                 | Offices of dentists                                      | 225   | 1 506             | 8 244          | 35                             | 12  | 16        | 6         | 1         | —        | —          | —          | —          | —             |  |  |  |  |  |  |  |  |  |
| 62121                | Offices of dentists                                      | 225   | 1 506             | 8 244          | 35                             | 12  | 16        | 6         | 1         | —        | —          | —          | —          | —             |  |  |  |  |  |  |  |  |  |
| 621210               | Offices of dentists                                      | 225   | 1 506             | 8 244          | 35                             | 12  | 16        | 6         | 1         | —        | —          | —          | —          | —             |  |  |  |  |  |  |  |  |  |
| 6213                 | Offices of other health practitioners                    | 131   | 821               | 4 013          | 35                             | 27  | 7         | —         | 1         | —        | —          | —          | —          | —             |  |  |  |  |  |  |  |  |  |
| 6214                 | Outpatient care centers                                  | 309   | 1 997             | 8 774          | 15                             | 4   | 3         | 3         | 3         | 2        | —          | —          | —          | —             |  |  |  |  |  |  |  |  |  |
| 62149                | Other outpatient care centers                            | (E)   | (D)               | (D)            | 11                             | 2   | 3         | 2         | 2         | —        | —          | —          | —          | —             |  |  |  |  |  |  |  |  |  |
| 621498               | All other outpatient care centers                        | 193   | 1 263             | 5 798          | 7                              | 1   | 2         | 1         | 1         | 2        | —          | —          | —          | —             |  |  |  |  |  |  |  |  |  |
| 6216                 | Home health care services                                | 197   | 685               | 3 032          | 11                             | 6   | 1         | 1         | 2         | —        | 1          | —          | —          | —             |  |  |  |  |  |  |  |  |  |
| 62161                | Home health care services                                | 197   | 685               | 3 032          | 11                             | 6   | 1         | 1         | 2         | —        | 1          | —          | —          | —             |  |  |  |  |  |  |  |  |  |
| 621610               | Home health care services                                | 197   | 685               | 3 032          | 11                             | 6   | 1         | 1         | 2         | —        | 1          | —          | —          | —             |  |  |  |  |  |  |  |  |  |
| 622                  | Hospitals  | (G)   | (D)               | (D)            | 2                              | —   | —         | —         | —         | —        | —          | 1          | —          | 1             |  |  |  |  |  |  |  |  |  |
| 6221                 | General medical & surgical hospitals                     | (G)   | (D)               | (D)            | 1                              | —   | —         | —         | —         | —        | —          | —          | —          | 1             |  |  |  |  |  |  |  |  |  |
| 62211                | General medical & surgical hospitals                     | (G)   | (D)               | (D)            | 1                              | —   | —         | —         | —         | —        | —          | —          | —          | 1             |  |  |  |  |  |  |  |  |  |
| 6222                 | Psychiatric & substance abuse hospitals                  | (E)   | (D)               | (D)            | 1                              | —   | —         | —         | —         | —        | —          | 1          | —          | —             |  |  |  |  |  |  |  |  |  |
| 62221                | Psychiatric & substance abuse hospitals                  | (E)   | (D)               | (D)            | 1                              | —   | —         | —         | —         | —        | —          | 1          | —          | —             |  |  |  |  |  |  |  |  |  |
| 623                  | Nursing & residential care facilities                    | 1 940   | 12 928            | 50 536         | 29                             | 3   | 2         | 5         | 10        | 3        | 5          | —          | 1          | —             |  |  |  |  |  |  |  |  |  |
| 6231                 | Nursing care facilities                                  | 1 319   | 10 864            | 41 732         | 9                              | 1   | —         | —         | 3         | —        | 4          | —          | 1          | —             |  |  |  |  |  |  |  |  |  |
| 62311                | Nursing care facilities                                  | 1 319   | 10 864            | 41 732         | 9                              | 1   | —         | —         | 3         | —        | 4          | —          | 1          | —             |  |  |  |  |  |  |  |  |  |
| 623110               | Nursing care facilities                                  | 1 319   | 10 864            | 41 732         | 9                              | 1   | —         | —         | 3         | —        | 4          | —          | 1          | —             |  |  |  |  |  |  |  |  |  |
| 6232                 | Residential mental retardation, health fac               | 452   | 1 655             | 7 001          | 13                             | 1   | 2         | 3         | 3         | 3        | 1          | —          | —          | —             |  |  |  |  |  |  |  |  |  |
| 62321                | Residential mental retardation facilities                | 383   | 1 436             | 6 044          | 8                              | —   | 2         | —         | 2         | 3        | 1          | —          | —          | —             |  |  |  |  |  |  |  |  |  |
| 623210               | Residential mental retardation facilities                | 383   | 1 436             | 6 044          | 8                              | —   | 2         | —         | 2         | 3        | 1          | —          | —          | —             |  |  |  |  |  |  |  |  |  |
| 6233                 | Community care facilities for the elderly                | (C)   | (D)               | (D)            | 6                              | 1   | —         | 2         | 3         | —        | —          | —          | —          | —             |  |  |  |  |  |  |  |  |  |
| 62331                | Community care facilities for the elderly                | (C)   | (D)               | (D)            | 6                              | 1   | —         | 2         | 3         | —        | —          | —          | —          | —             |  |  |  |  |  |  |  |  |  |
| 624                  | Social assistance  | (F)   | (D)               | (D)            | 50                             | 18  | 9         | 12        | 7         | 3        | 1          | —          | —          | —             |  |  |  |  |  |  |  |  |  |
| 6241                 | Individual & family services                             | (E)   | (D)               | (D)            | 26                             | 11  | 4         | 7         | 2         | 2        | —          | —          | —          | —             |  |  |  |  |  |  |  |  |  |
| 62412                | Services for elderly & disabled persons                  | 133   | 453               | 1 946          | 9                              | 5   | —         | 2         | 1         | 1        | —          | —          | —          | —             |  |  |  |  |  |  |  |  |  |
| 624120               | Services for elderly & disabled persons                  | 133   | 453               | 1 946          | 9                              | 5   | —         | 2         | 1         | 1        | —          | —          | —          | —             |  |  |  |  |  |  |  |  |  |
| 62419                | Other individual & family services                       | 128   | 551               | 2 352          | 14                             | 5   | 4         | 4         | 1         | —        | —          | —          | —          | —             |  |  |  |  |  |  |  |  |  |
| 624190               | Other individual & family services                       | 128   | 551               | 2 352          | 14                             | 5   | 4         | 4         | 1         | —        | —          | —          | —          | —             |  |  |  |  |  |  |  |  |  |
| 6243                 | Vocational rehabilitation services                       | (C)   | (D)               | (D)            | 3                              | —   | —         | 1         | 1         | —        | 1          | —          | —          | —             |  |  |  |  |  |  |  |  |  |
| 62431                | Vocational rehabilitation services                       | (C)   | (D)               | (D)            | 3                              | —   | —         | 1         | 1         | —        | 1          | —          | —          | —             |  |  |  |  |  |  |  |  |  |
| 6244                 | Child day care services                                  | (C)   | (D)               | (D)            | 16                             | 5   | 3         | 4         | 4         | —        | —          | —          | —          | —             |  |  |  |  |  |  |  |  |  |
| 62441                | Child day care services                                  | (C)   | (D)               | (D)            | 16                             | 5   | 3         | 4         | 4         | —        | —          | —          | —          | —             |  |  |  |  |  |  |  |  |  |

See footnotes at end of table.

**Table 6. Counties—Employees, Payroll, and Establishments by Industry: 2003—Con.**

[Excludes most government employees, railroad employees, and self-employed persons. Size class 1 to 4 includes establishments with payroll, but no employees, during mid-March pay period. (D) denotes figures withheld to avoid disclosing data for individual companies; the data are included in broader industry totals. Detailed industries with 100 or more employees are shown if industry was not a (D). For explanation of terms, abbreviations, and data reliability/comparability, see introductory text]

| NAICS code           | Industry   | Number of employees for week including March 12 | Payroll (\$1,000) |                | Total number of establishments | Number of establishments by employment-size class |            |            |           |           |            |            |            |               |          |
|----------------------|--|---|-------------------|----------------|--------------------------------|---|------------|------------|-----------|-----------|------------|------------|------------|---------------|----------|
|                      |  |   | First quarter     | Annual         |                                | 1 to 4  | 5 to 9     | 10 to 19   | 20 to 49  | 50 to 99  | 100 to 249 | 250 to 499 | 500 to 999 | 1,000 or more |          |
| <b>BUCHANAN—Con.</b> |  |   |                   |                |                                |   |            |            |           |           |            |            |            |               |          |
| <b>71</b>            | <b>Arts, entertainment &amp; recreation</b> .....                      | <b>794</b>                                      | <b>2 730</b>      | <b>10 709</b>  | <b>34</b>                      | <b>18</b>   | <b>3</b>   | <b>6</b>   | <b>4</b>  | <b>1</b>  | <b>1</b>   | <b>1</b>   | <b>1</b>   | <b>—</b>      | <b>—</b> |
| 713                  | Amusement, gambling & recreation industries .....                      | 745   | 2 510             | 9 702          | 22                             | 10  | 1          | 4          | 4         | 1         | 1          | 1          | 1          | —             | —        |
| 7132                 | Gambling industries .....  | (E)   | (D)               | (D)            | 2                              | 1   | —          | —          | —         | —         | —          | —          | 1          | —             | —        |
| 71321                | Casinos (except hotel casinos) .....                                   | (E)   | (D)               | (D)            | 1                              | —   | —          | —          | —         | —         | —          | —          | 1          | —             | —        |
| 7139                 | Other amusement & recreation industries .....                          | (E)   | (D)               | (D)            | 19                             | 9   | —          | 4          | 4         | 1         | 1          | —          | —          | —             | —        |
| 71394                | Fitness & recreational sports centers .....                            | 266   | 411               | 1 714          | 10                             | 5   | —          | 1          | 3         | —         | 1          | —          | —          | —             | —        |
| 713940               | Fitness & recreational sports centers .....                            | 266   | 411               | 1 714          | 10                             | 5   | —          | 1          | 3         | —         | 1          | —          | —          | —             | —        |
| 71395                | Bowling centers .....  | 121   | 284               | 1 108          | 3                              | —   | —          | 1          | 1         | 1         | —          | —          | —          | —             | —        |
| 713950               | Bowling centers .....  | 121   | 284               | 1 108          | 3                              | —   | —          | 1          | 1         | 1         | —          | —          | —          | —             | —        |
| <b>72</b>            | <b>Accommodation &amp; food services</b> .....                         | <b>3 826</b>                                    | <b>8 839</b>      | <b>37 453</b>  | <b>185</b>                     | <b>57</b>   | <b>20</b>  | <b>41</b>  | <b>47</b> | <b>18</b> | <b>2</b>   | <b>—</b>   | <b>—</b>   | <b>—</b>      | <b>—</b> |
| 721                  | Accommodation .....  | 324   | 814               | 3 377          | 14                             | 4   | —          | 5          | 3         | 2         | —          | —          | —          | —             | —        |
| 7211                 | Traveler accommodation .....   | (E)   | (D)               | (D)            | 13                             | 3   | —          | 5          | 3         | 2         | —          | —          | —          | —             | —        |
| 72111                | Hotels (exc casino hotels) & motels .....                              | (E)   | (D)               | (D)            | 13                             | 3   | —          | 5          | 3         | 2         | —          | —          | —          | —             | —        |
| 722                  | Food services & drinking places .....                                  | 3 502   | 8 025             | 34 076         | 171                            | 53  | 20         | 36         | 44        | 16        | 2          | —          | —          | —             | —        |
| 7221                 | Full-service restaurants .....   | 1 399   | 3 722             | 15 756         | 57                             | 17  | 7          | 10         | 15        | 7         | 1          | —          | —          | —             | —        |
| 72211                | Full-service restaurants .....   | 1 399   | 3 722             | 15 756         | 57                             | 17  | 7          | 10         | 15        | 7         | 1          | —          | —          | —             | —        |
| 722110               | Full-service restaurants .....   | 1 399   | 3 722             | 15 756         | 57                             | 17  | 7          | 10         | 15        | 7         | 1          | —          | —          | —             | —        |
| 7222                 | Limited-service eating places .....                                    | 1 823   | 3 762             | 16 277         | 77                             | 13  | 5          | 23         | 27        | 8         | 1          | —          | —          | —             | —        |
| 72221                | Limited-service eating places .....                                    | 1 823   | 3 762             | 16 277         | 77                             | 13  | 5          | 23         | 27        | 8         | 1          | —          | —          | —             | —        |
| 722211               | Limited-service restaurants .....                                      | 1 631   | 3 464             | 14 803         | 56                             | 5   | 1          | 17         | 24        | 8         | 1          | —          | —          | —             | —        |
| 7223                 | Special food services .....  | 184   | 343               | 1 160          | 7                              | 1   | 1          | 2          | 2         | 1         | —          | —          | —          | —             | —        |
| 72231                | Food service contractors .....   | 129   | 264               | 913            | 4                              | 1   | 1          | —          | 1         | 1         | —          | —          | —          | —             | —        |
| 722310               | Food service contractors .....   | 129   | 264               | 913            | 4                              | 1   | 1          | —          | 1         | 1         | —          | —          | —          | —             | —        |
| <b>81</b>            | <b>Other services (except public administration)</b> .....             | <b>2 108</b>                                    | <b>9 138</b>      | <b>38 372</b>  | <b>319</b>                     | <b>197</b>  | <b>66</b>  | <b>36</b>  | <b>16</b> | <b>3</b>  | <b>1</b>   | <b>—</b>   | <b>—</b>   | <b>—</b>      | <b>—</b> |
| 811                  | Repair & maintenance .....   | 382   | 2 233             | 9 564          | 93                             | 63  | 19         | 9          | 2         | —         | —          | —          | —          | —             | —        |
| 8111                 | Automotive repair & maintenance .....                                  | 306   | 1 879             | 7 988          | 73                             | 50  | 16         | 5          | 2         | —         | —          | —          | —          | —             | —        |
| 81111                | Automotive mechanical & electrical R&M .....                           | 159   | 1 067             | 4 407          | 42                             | 29  | 10         | 2          | 1         | —         | —          | —          | —          | —             | —        |
| 811111               | General automotive repair .....  | 121   | 803               | 3 365          | 32                             | 22  | 7          | 2          | 1         | —         | —          | —          | —          | —             | —        |
| 812                  | Personal & laundry services .....                                      | 467   | 1 976             | 7 725          | 89                             | 57  | 20         | 8          | 3         | 1         | —          | —          | —          | —             | —        |
| 8121                 | Personal care services .....   | 179   | 501               | 2 180          | 51                             | 37  | 10         | 4          | —         | —         | —          | —          | —          | —             | —        |
| 81211                | Hair, nail & skin care services .....                                  | 139   | 429               | 1 817          | 39                             | 28  | 8          | 3          | —         | —         | —          | —          | —          | —             | —        |
| 812112               | Beauty salons .....  | 136   | 419               | 1 772          | 36                             | 25  | 8          | 3          | —         | —         | —          | —          | —          | —             | —        |
| 8122                 | Death care services .....  | 124   | 659               | 2 880          | 14                             | 6   | 4          | 1          | 3         | —         | —          | —          | —          | —             | —        |
| 8123                 | Drycleaning & laundry services .....                                   | 152   | 789               | 2 544          | 17                             | 8   | 5          | 3          | —         | 1         | —          | —          | —          | —             | —        |
| 813                  | Religious, grantmaking, civic, prof & like organizations .....         | 1 259   | 4 929             | 21 083         | 137                            | 77  | 27         | 19         | 11        | 2         | 1          | —          | —          | —             | —        |
| 8131                 | Religious organizations .....  | 736   | 2 065             | 8 471          | 76                             | 42  | 14         | 10         | 8         | 2         | —          | —          | —          | —             | —        |
| 81311                | Religious organizations .....  | 736   | 2 065             | 8 471          | 76                             | 42  | 14         | 10         | 8         | 2         | —          | —          | —          | —             | —        |
| 813110               | Religious organizations .....  | 736   | 2 065             | 8 471          | 76                             | 42  | 14         | 10         | 8         | 2         | —          | —          | —          | —             | —        |
| 8134                 | Civic & social organizations .....                                     | 148   | 441               | 2 104          | 19                             | 10  | 4          | 2          | 3         | —         | —          | —          | —          | —             | —        |
| 81341                | Civic & social organizations .....                                     | 148   | 441               | 2 104          | 19                             | 10  | 4          | 2          | 3         | —         | —          | —          | —          | —             | —        |
| 813410               | Civic & social organizations .....                                     | 148   | 441               | 2 104          | 19                             | 10  | 4          | 2          | 3         | —         | —          | —          | —          | —             | —        |
| 8139                 | Business, labor, political, like organizations .....                   | 337   | 2 189             | 9 588          | 33                             | 19  | 7          | 6          | —         | —         | 1          | —          | —          | —             | —        |
| 81391                | Business associations .....  | (C)   | (D)               | (D)            | 6                              | 2   | 2          | 1          | —         | —         | 1          | —          | —          | —             | —        |
| 81393                | Labor unions & similar labor organizations .....                       | (C)   | (D)               | (D)            | 21                             | 11  | 5          | 5          | —         | —         | —          | —          | —          | —             | —        |
| <b>99</b>            | <b>Unclassified establishments</b> .....                               | <b>(B)</b>                                      | <b>(D)</b>        | <b>(D)</b>     | <b>142</b>                     | <b>142</b>  | <b>—</b>   | <b>—</b>   | <b>—</b>  | <b>—</b>  | <b>—</b>   | <b>—</b>   | <b>—</b>   | <b>—</b>      | <b>—</b> |
| <b>BUTLER</b>        |  |   |                   |                |                                |   |            |            |           |           |            |            |            |               |          |
|                      | <b>Total</b> .....   | <b>15 841</b>                                   | <b>86 095</b>     | <b>360 339</b> | <b>1 206</b>                   | <b>700</b>  | <b>229</b> | <b>139</b> | <b>84</b> | <b>36</b> | <b>11</b>  | <b>3</b>   | <b>2</b>   | <b>2</b>      | <b>—</b> |
| <b>11</b>            | <b>Forestry, fishing, hunting, and agriculture support</b> .....       | <b>(A)</b>                                      | <b>(D)</b>        | <b>(D)</b>     | <b>3</b>                       | <b>2</b>  | <b>—</b>   | <b>1</b>   | <b>—</b>  | <b>—</b>  | <b>—</b>   | <b>—</b>   | <b>—</b>   | <b>—</b>      | <b>—</b> |
| <b>21</b>            | <b>Mining</b> .....  | <b>(B)</b>                                      | <b>(D)</b>        | <b>(D)</b>     | <b>2</b>                       | <b>1</b>  | <b>—</b>   | <b>1</b>   | <b>—</b>  | <b>—</b>  | <b>—</b>   | <b>—</b>   | <b>—</b>   | <b>—</b>      | <b>—</b> |
| <b>22</b>            | <b>Utilities</b> .....   | <b>122</b>                                      | <b>1 307</b>      | <b>5 695</b>   | <b>4</b>                       | <b>1</b>  | <b>—</b>   | <b>1</b>   | <b>1</b>  | <b>1</b>  | <b>—</b>   | <b>—</b>   | <b>—</b>   | <b>—</b>      | <b>—</b> |
| 221                  | Utilities .....  | 122   | 1 307             | 5 695          | 4                              | 1   | —          | 1          | 1         | 1         | —          | —          | —          | —             | —        |
| 2211                 | Elec pwr generation, transmsn & distribution .....                     | (C)   | (D)               | (D)            | 3                              | 1   | —          | —          | 1         | 1         | —          | —          | —          | —             | —        |
| 22112                | Electric pwr transmsn, control & distribution .....                    | (C)   | (D)               | (D)            | 3                              | 1   | —          | —          | 1         | 1         | —          | —          | —          | —             | —        |
| <b>23</b>            | <b>Construction</b> .....  | <b>1 181</b>                                    | <b>6 983</b>      | <b>31 809</b>  | <b>108</b>                     | <b>63</b>   | <b>23</b>  | <b>8</b>   | <b>8</b>  | <b>5</b>  | <b>1</b>   | <b>—</b>   | <b>—</b>   | <b>—</b>      | <b>—</b> |
| 236                  | Construction of Buildings .....  | 241   | 1 145             | 5 470          | 33                             | 22  | 5          | 3          | 2         | 1         | —          | —          | —          | —             | —        |
| 2362                 | Nonresidential Building Construction .....                             | (C)   | (D)               | (D)            | 9                              | 3   | 1          | 2          | 2         | 1         | —          | —          | —          | —             | —        |
| 23622                | Commercial and Institutional Building Construction .....               | 173   | 796               | 3 979          | 8                              | 2   | 1          | 2          | 2         | 1         | —          | —          | —          | —             | —        |
| 236220               | Commercial and Institutional Building Construction .....               | 173   | 796               | 3 979          | 8                              | 2   | 1          | 2          | 2         | 1         | —          | —          | —          | —             | —        |
| 237                  | Heavy and Civil Engineering Construction .....                         | 527   | 4 300             | 19 990         | 15                             | 4   | 2          | 2          | 3         | 3         | 1          | —          | —          | —             | —        |
| 2371                 | Utility System Construction .....                                      | 384   | 3 147             | 12 351         | 9                              | 2   | 1          | 1          | 2         | 2         | 1          | —          | —          | —             | —        |
| 23711                | Water and Sewer Line and Related Structures Construction .....         | 236   | 1 918             | 6 669          | 4                              | 1   | 1          | —          | —         | 1         | 1          | —          | —          | —             | —        |
| 237110               | Water and Sewer Line and Related Structures Construction .....         | 236   | 1 918             | 6 669          | 4                              | 1   | 1          | —          | —         | 1         | 1          | —          | —          | —             | —        |
| 23713                | Power and Communication Line and Related Structures Construction ..... | 148   | 1 229             | 5 682          | 5                              | 1   | —          | 1          | 2         | 1         | —          | —          | —          | —             | —        |
| 237130               | Power and Communication Line and Related Structures Construction ..... | 148   | 1 229             | 5 682          | 5                              | 1   | —          | 1          | 2         | 1         | —          | —          | —          | —             | —        |
| 2373                 | Highway, Street, and Bridge Construction .....                         | 133   | 1 130             | 7 521          | 3                              | —   | —          | 1          | 1         | 1         | —          | —          | —          | —             | —        |
| 23731                | Highway, Street, and Bridge Construction .....                         | 133   | 1 130             | 7 521          | 3                              | —   | —          | 1          | 1         | 1         | —          | —          | —          | —             | —        |
| 237310               | Highway, Street, and Bridge Construction .....                         | 133   | 1 130             | 7 521          | 3                              | —   | —          | 1          | 1         | 1         | —          | —          | —          | —             | —        |

See footnotes at end of table.

**Table 6. Counties—Employees, Payroll, and Establishments by Industry: 2003—Con.**

[Excludes most government employees, railroad employees, and self-employed persons. Size class 1 to 4 includes establishments with payroll, but no employees, during mid-March pay period. (D) denotes figures withheld to avoid disclosing data for individual companies; the data are included in broader industry totals. Detailed industries with 100 or more employees are shown if industry was not a (D). For explanation of terms, abbreviations, and data reliability/comparability, see introductory text]

| NAICS code   | Industry   | Number of employees for week including March 12 | Payroll (\$1,000) |               | Total number of establishments | Number of establishments by employment-size class |           |           |           |          |            |            |            |               |          |          |          |
|--------------|--|---|-------------------|---------------|--------------------------------|---|-----------|-----------|-----------|----------|------------|------------|------------|---------------|----------|----------|----------|
|              |  |   | First quarter     | Annual        |                                | 1 to 4  | 5 to 9    | 10 to 19  | 20 to 49  | 50 to 99 | 100 to 249 | 250 to 499 | 500 to 999 | 1,000 or more |          |          |          |
| <b>23</b>    | <b>BUTLER—Con.</b>   |   |                   |               |                                |   |           |           |           |          |            |            |            |               |          |          |          |
|              | <b>Construction—Con.</b>                                       |   |                   |               |                                |   |           |           |           |          |            |            |            |               |          |          |          |
| 238          | Specialty Trade Contractors .....                              | 413   | 1 538             | 6 349         | 60                             | 37  | 16        | 3         | 3         | 1        | —          | —          | —          | —             | —        | —        | —        |
| 2381         | Foundation, Structure, and Building Exterior Contractors ..... | 174   | 311               | 1 283         | 15                             | 11  | 1         | 1         | 1         | 1        | —          | —          | —          | —             | —        | —        | —        |
| 23817        | Siding Contractors (C) .....                                   | (C)   | (D)               | (D)           | 3                              | 1   | 1         | —         | —         | 1        | —          | —          | —          | —             | —        | —        | —        |
| 2382         | Building Equipment Contractors .....                           | 209   | 1 106             | 4 294         | 27                             | 11  | 12        | 2         | 2         | —        | —          | —          | —          | —             | —        | —        | —        |
| 23822        | Plumbing, Heating, and Air-Conditioning Contractors .....      | 168   | 925               | 3 579         | 15                             | 4   | 7         | 2         | 2         | —        | —          | —          | —          | —             | —        | —        | —        |
| 238220       | Plumbing, Heating, and Air-Conditioning Contractors .....      | 168   | 925               | 3 579         | 15                             | 4   | 7         | 2         | 2         | —        | —          | —          | —          | —             | —        | —        | —        |
| <b>31-33</b> | <b>Manufacturing .....</b>                                     | <b>3 112</b>                                    | <b>18 713</b>     | <b>81 012</b> | <b>52</b>                      | <b>23</b>   | <b>11</b> | <b>9</b>  | <b>2</b>  | <b>—</b> | <b>4</b>   | <b>1</b>   | <b>1</b>   | <b>1</b>      | <b>1</b> | <b>1</b> | <b>1</b> |
| 326          | Plastics & rubber products mfg .....                           | 823   | 4 752             | 21 820        | 3                              | —   | —         | —         | —         | —        | 2          | 1          | —          | —             | —        | —        | —        |
| 3261         | Plastics product mfg (E) .....                                 | (E)   | (D)               | (D)           | 2                              | —   | —         | —         | —         | —        | 2          | —          | —          | —             | —        | —        | —        |
| 32619        | Other plastics product mfg (E) .....                           | (E)   | (D)               | (D)           | 2                              | —   | —         | —         | —         | —        | 2          | —          | —          | —             | —        | —        | —        |
| 3262         | Rubber product mfg (E) .....                                   | (E)   | (D)               | (D)           | 1                              | —   | —         | —         | —         | —        | —          | —          | 1          | —             | —        | —        | —        |
| 32622        | Rubber & plastics hoses & belting mfg (E) .....                | (E)   | (D)               | (D)           | 1                              | —   | —         | —         | —         | —        | —          | —          | 1          | —             | —        | —        | —        |
| 332          | Fabricated metal product mfg .....                             | 202   | 1 222             | 4 781         | 10                             | 5   | 2         | 2         | —         | —        | 1          | —          | —          | —             | —        | —        | —        |
| 3326         | Spring & wire product mfg (C) .....                            | (C)   | (D)               | (D)           | 1                              | —   | —         | —         | —         | —        | 1          | —          | —          | —             | —        | —        | —        |
| 33261        | Spring & wire product mfg (C) .....                            | (C)   | (D)               | (D)           | 1                              | —   | —         | —         | —         | —        | 1          | —          | —          | —             | —        | —        | —        |
| 333          | Machinery mfg .....  | 1 209   | 8 145             | 35 618        | 7                              | 2   | —         | 2         | 1         | —        | 1          | —          | —          | —             | —        | —        | 1        |
| 3336         | Engine, turbine & power transmsn equip mfg (G) .....           | (G)   | (D)               | (D)           | 1                              | —   | —         | —         | —         | —        | —          | —          | —          | —             | —        | —        | 1        |
| 33361        | Engine, turbine & power transmsn equip mfg (G) .....           | (G)   | (D)               | (D)           | 1                              | —   | —         | —         | —         | —        | —          | —          | —          | —             | —        | —        | 1        |
| 3339         | Other general purpose machinery mfg (C) .....                  | (C)   | (D)               | (D)           | 1                              | —   | —         | —         | —         | —        | 1          | —          | —          | —             | —        | —        | —        |
| 33392        | Material handling equipment mfg (C) .....                      | (C)   | (D)               | (D)           | 1                              | —   | —         | —         | —         | —        | 1          | —          | —          | —             | —        | —        | —        |
| 337          | Furniture & related product mfg (F) .....                      | (F)   | (D)               | (D)           | 7                              | 6   | —         | —         | —         | —        | —          | —          | —          | —             | —        | 1        | —        |
| 3371         | HH & institutional furniture & kitchen cabinet mfg (F) .....   | (F)   | (D)               | (D)           | 7                              | 6   | —         | —         | —         | —        | —          | —          | —          | —             | —        | 1        | —        |
| 33712        | Household & institutional furniture mfg (F) .....              | (F)   | (D)               | (D)           | 4                              | 3   | —         | —         | —         | —        | —          | —          | —          | —             | —        | 1        | —        |
| <b>42</b>    | <b>Wholesale trade .....</b>                                   | <b>458</b>                                      | <b>2 779</b>      | <b>12 168</b> | <b>54</b>                      | <b>25</b>   | <b>16</b> | <b>8</b>  | <b>3</b>  | <b>2</b> | <b>—</b>   | <b>—</b>   | <b>—</b>   | <b>—</b>      | <b>—</b> | <b>—</b> | <b>—</b> |
| 423          | Merchant Wholesalers, Durable Goods .....                      | 284   | 1 688             | 7 677         | 38                             | 21  | 10        | 4         | 2         | 1        | —          | —          | —          | —             | —        | —        | —        |
| 424          | Merchant Wholesalers, Nondurable Goods (C) .....               | (C)   | (D)               | (D)           | 15                             | 4   | 5         | 4         | 1         | 1        | —          | —          | —          | —             | —        | —        | —        |
| <b>44-45</b> | <b>Retail trade .....</b>                                      | <b>2 734</b>                                    | <b>11 337</b>     | <b>49 426</b> | <b>243</b>                     | <b>124</b>  | <b>64</b> | <b>30</b> | <b>15</b> | <b>9</b> | <b>—</b>   | <b>—</b>   | <b>—</b>   | <b>—</b>      | <b>1</b> | <b>—</b> | <b>—</b> |
| 441          | Motor vehicle & parts dealers .....                            | 422   | 2 706             | 12 439        | 35                             | 14  | 11        | 5         | 3         | 2        | —          | —          | —          | —             | —        | —        | —        |
| 4411         | Automobile dealers .....                                       | 279   | 2 037             | 9 552         | 15                             | 8   | 1         | 1         | 3         | 2        | —          | —          | —          | —             | —        | —        | —        |
| 44111        | New car dealers .....  | 220   | 1 774             | 8 482         | 6                              | 2   | —         | —         | 2         | 2        | —          | —          | —          | —             | —        | —        | —        |
| 441110       | New car dealers .....  | 220   | 1 774             | 8 482         | 6                              | 2   | —         | —         | 2         | 2        | —          | —          | —          | —             | —        | —        | —        |
| 4413         | Automotive parts, accessories & tire stores .....              | 120   | 570               | 2 441         | 16                             | 5   | 7         | 4         | —         | —        | —          | —          | —          | —             | —        | —        | —        |
| 442          | Furniture & home furnishing stores .....                       | 134   | 650               | 2 626         | 11                             | 6   | 3         | 1         | —         | 1        | —          | —          | —          | —             | —        | —        | —        |
| 4421         | Furniture stores .....   | 108   | 583               | 2 346         | 4                              | 1   | 1         | 1         | —         | 1        | —          | —          | —          | —             | —        | —        | —        |
| 44211        | Furniture stores .....   | 108   | 583               | 2 346         | 4                              | 1   | 1         | 1         | —         | 1        | —          | —          | —          | —             | —        | —        | —        |
| 442110       | Furniture stores .....   | 108   | 583               | 2 346         | 4                              | 1   | 1         | 1         | —         | 1        | —          | —          | —          | —             | —        | —        | —        |
| 443          | Electronics & appliance stores .....                           | 101   | 317               | 1 434         | 13                             | 9   | 2         | 1         | —         | 1        | —          | —          | —          | —             | —        | —        | —        |
| 4431         | Electronics & appliance stores .....                           | 101   | 317               | 1 434         | 13                             | 9   | 2         | 1         | —         | 1        | —          | —          | —          | —             | —        | —        | —        |
| 44311        | Appliance, TV & all other electronics stores (C) .....         | (C)   | (D)               | (D)           | 12                             | 8   | 2         | 1         | —         | 1        | —          | —          | —          | —             | —        | —        | —        |
| 444          | Bldg material & garden equip & supp dealers .....              | 282   | 1 153             | 4 979         | 29                             | 16  | 6         | 2         | 4         | 1        | —          | —          | —          | —             | —        | —        | —        |
| 4441         | Building material & supplies dealers .....                     | 209   | 1 024             | 4 374         | 24                             | 14  | 4         | 2         | 4         | —        | —          | —          | —          | —             | —        | —        | —        |
| 445          | Food & beverage stores .....                                   | 317   | 950               | 4 113         | 22                             | 8   | 5         | 4         | 3         | 2        | —          | —          | —          | —             | —        | —        | —        |
| 4451         | Grocery stores .....   | 289   | 812               | 3 488         | 16                             | 4   | 4         | 3         | 3         | 2        | —          | —          | —          | —             | —        | —        | —        |
| 44511        | Grocery (except convenience) stores .....                      | 244   | 669               | 2 898         | 10                             | 2   | 1         | 3         | 2         | 2        | —          | —          | —          | —             | —        | —        | —        |
| 445110       | Grocery (except convenience) stores .....                      | 244   | 669               | 2 898         | 10                             | 2   | 1         | 3         | 2         | 2        | —          | —          | —          | —             | —        | —        | —        |
| 446          | Health & personal care stores .....                            | 122   | 599               | 3 455         | 19                             | 8   | 6         | 5         | —         | —        | —          | —          | —          | —             | —        | —        | —        |
| 4461         | Health & personal care stores .....                            | 122   | 599               | 3 455         | 19                             | 8   | 6         | 5         | —         | —        | —          | —          | —          | —             | —        | —        | —        |
| 447          | Gasoline stations .....  | 310   | 785               | 3 667         | 37                             | 14  | 16        | 3         | 4         | —        | —          | —          | —          | —             | —        | —        | —        |
| 4471         | Gasoline stations .....  | 310   | 785               | 3 667         | 37                             | 14  | 16        | 3         | 4         | —        | —          | —          | —          | —             | —        | —        | —        |
| 44711        | Gasoline stations with convenience stores .....                | 272   | 584               | 2 593         | 29                             | 10  | 13        | 2         | 4         | —        | —          | —          | —          | —             | —        | —        | —        |
| 447110       | Gasoline stations with convenience stores .....                | 272   | 584               | 2 593         | 29                             | 10  | 13        | 2         | 4         | —        | —          | —          | —          | —             | —        | —        | —        |
| 448          | Clothing & clothing accessories stores .....                   | 177   | 566               | 2 370         | 20                             | 13  | 5         | 1         | —         | 1        | —          | —          | —          | —             | —        | —        | —        |
| 4481         | Clothing stores .....  | 152   | 503               | 2 052         | 12                             | 7   | 3         | 1         | —         | 1        | —          | —          | —          | —             | —        | —        | —        |
| 44814        | Family clothing stores .....                                   | 126   | 423               | 1 730         | 4                              | 1   | 1         | 1         | —         | 1        | —          | —          | —          | —             | —        | —        | —        |
| 448140       | Family clothing stores .....                                   | 126   | 423               | 1 730         | 4                              | 1   | 1         | 1         | —         | 1        | —          | —          | —          | —             | —        | —        | —        |
| 452          | General merchandise stores .....                               | 668   | 2 938             | 11 455        | 8                              | —   | 2         | 4         | —         | 1        | —          | —          | —          | —             | 1        | —        | —        |
| 4529         | Other general merchandise stores (F) .....                     | (F)   | (D)               | (D)           | 7                              | —   | 2         | 4         | —         | —        | —          | —          | —          | —             | —        | 1        | —        |
| 45291        | Warehouse clubs & superstores (F) .....                        | (F)   | (D)               | (D)           | 1                              | —   | —         | —         | —         | —        | —          | —          | —          | —             | —        | 1        | —        |
| 453          | Miscellaneous store retailers .....                            | 125   | 395               | 1 683         | 28                             | 19  | 5         | 4         | —         | —        | —          | —          | —          | —             | —        | —        | —        |
| <b>48-49</b> | <b>Transportation &amp; warehousing .....</b>                  | <b>405</b>                                      | <b>2 715</b>      | <b>9 320</b>  | <b>46</b>                      | <b>30</b>   | <b>9</b>  | <b>2</b>  | <b>3</b>  | <b>1</b> | <b>1</b>   | <b>—</b>   | <b>—</b>   | <b>—</b>      | <b>—</b> | <b>—</b> | <b>—</b> |
| 484          | Truck transportation .....                                     | 323   | 2 037             | 6 603         | 33                             | 23  | 4         | 2         | 2         | 1        | 1          | —          | —          | —             | —        | —        | —        |
| 4841         | General freight trucking .....                                 | 124   | 971               | 2 969         | 16                             | 12  | 1         | 1         | 1         | 1        | —          | —          | —          | —             | —        | —        | —        |
| 48412        | General freight trucking, long-distance (C) .....              | (C)   | (D)               | (D)           | 13                             | 10  | —         | 1         | 1         | 1        | —          | —          | —          | —             | —        | —        | —        |
| 4842         | Specialized freight trucking .....                             | 199   | 1 066             | 3 634         | 17                             | 11  | 3         | 1         | 1         | —        | 1          | —          | —          | —             | —        | —        | —        |
| 48423        | Specialized freight (exc used) trucking, LDist (C) .....       | (C)   | (D)               | (D)           | 5                              | 2   | 1         | —         | 1         | —        | 1          | —          | —          | —             | —        | —        | —        |
| <b>51</b>    | <b>Information .....</b>                                       | <b>278</b>                                      | <b>1 625</b>      | <b>6 500</b>  | <b>13</b>                      | <b>6</b>  | <b>2</b>  | <b>1</b>  | <b>2</b>  | <b>2</b> | <b>—</b>   | <b>—</b>   | <b>—</b>   | <b>—</b>      | <b>—</b> | <b>—</b> | <b>—</b> |

See footnotes at end of table.

**Table 6. Counties—Employees, Payroll, and Establishments by Industry: 2003—Con.**

[Excludes most government employees, railroad employees, and self-employed persons. Size class 1 to 4 includes establishments with payroll, but no employees, during mid-March pay period. (D) denotes figures withheld to avoid disclosing data for individual companies; the data are included in broader industry totals. Detailed industries with 100 or more employees are shown if industry was not a (D). For explanation of terms, abbreviations, and data reliability/comparability, see introductory text]

| NAICS code         | Industry   | Number of employees for week including March 12 | Payroll (\$1,000) |               | Total number of establishments | Number of establishments by employment-size class |           |           |           |          |            |            |            |               |  |
|--------------------|--|---|-------------------|---------------|--------------------------------|---|-----------|-----------|-----------|----------|------------|------------|------------|---------------|--|
|                    |  |   | First quarter     | Annual        |                                | 1 to 4  | 5 to 9    | 10 to 19  | 20 to 49  | 50 to 99 | 100 to 249 | 250 to 499 | 500 to 999 | 1,000 or more |  |
| <b>BUTLER—Con.</b> |  |   |                   |               |                                |   |           |           |           |          |            |            |            |               |  |
| <b>52</b>          | <b>Finance &amp; insurance</b> .....                           | <b>468</b>                                      | <b>3 120</b>      | <b>12 465</b> | <b>61</b>                      | <b>32</b>   | <b>16</b> | <b>7</b>  | <b>6</b>  | —        | —          | —          | —          | —             |  |
| 522                | Credit intermediation & related activities .....               | 351   | 2 289             | 9 151         | 35                             | 17  | 9         | 3         | 6         | —        | —          | —          | —          | —             |  |
| 5221               | Depository credit intermediation .....                         | (E)   | (D)               | (D)           | 21                             | 8   | 4         | 3         | 6         | —        | —          | —          | —          | —             |  |
| 52211              | Commercial banking .....                                       | 278   | 1 903             | 7 759         | 19                             | 8   | 3         | 2         | 6         | —        | —          | —          | —          | —             |  |
| 522110             | Commercial banking .....                                       | 278   | 1 903             | 7 759         | 19                             | 8   | 3         | 2         | 6         | —        | —          | —          | —          | —             |  |
| 524                | Insurance carriers & related activities .....                  | 106   | 556               | 2 380         | 21                             | 11  | 6         | 4         | —         | —        | —          | —          | —          | —             |  |
| <b>53</b>          | <b>Real estate &amp; rental &amp; leasing</b> .....            | <b>196</b>                                      | <b>1 250</b>      | <b>5 240</b>  | <b>33</b>                      | <b>21</b>   | <b>8</b>  | <b>1</b>  | <b>3</b>  | —        | —          | —          | —          | —             |  |
| 532                | Rental & leasing services .....                                | 152   | 1 102             | 4 583         | 18                             | 8   | 7         | —         | 3         | —        | —          | —          | —          | —             |  |
| <b>54</b>          | <b>Professional, scientific &amp; technical services</b> ..... | <b>514</b>                                      | <b>2 952</b>      | <b>12 369</b> | <b>52</b>                      | <b>25</b>   | <b>11</b> | <b>9</b>  | <b>5</b>  | <b>2</b> | —          | —          | —          | —             |  |
| 541                | Professional, scientific & technical services .....            | 514   | 2 952             | 12 369        | 52                             | 25  | 11        | 9         | 5         | 2        | —          | —          | —          | —             |  |
| 5411               | Legal services .....   | 114   | 613               | 2 411         | 21                             | 11  | 6         | 4         | —         | —        | —          | —          | —          | —             |  |
| 54111              | Offices of lawyers .....                                       | (C)   | (D)               | (D)           | 20                             | 11  | 6         | 3         | —         | —        | —          | —          | —          | —             |  |
| 5412               | Accounting, tax prep, bookkeep, payroll services .....         | 168   | 859               | 3 337         | 15                             | 6   | 2         | 3         | 4         | —        | —          | —          | —          | —             |  |
| 54121              | Accounting, tax prep, bookkeep, payroll services .....         | 168   | 859               | 3 337         | 15                             | 6   | 2         | 3         | 4         | —        | —          | —          | —          | —             |  |
| 5413               | Architectural, engineering & related services .....            | 113   | 684               | 2 829         | 5                              | 1   | 1         | 1         | 1         | 1        | —          | —          | —          | —             |  |
| 54133              | Engineering services .....                                     | (C)   | (D)               | (D)           | 3                              | —   | —         | 1         | 1         | 1        | —          | —          | —          | —             |  |
| <b>55</b>          | <b>Management of companies &amp; enterprises</b> .....         | <b>8</b>  | <b>67</b>         | <b>471</b>    | <b>3</b>                       | <b>3</b>  | —         | —         | —         | —        | —          | —          | —          | —             |  |
| <b>56</b>          | <b>Admin, support, waste mgt, remediation services</b> .....   | <b>633</b>                                      | <b>2 700</b>      | <b>10 646</b> | <b>48</b>                      | <b>35</b>   | <b>5</b>  | <b>4</b>  | <b>1</b>  | <b>1</b> | <b>1</b>   | <b>1</b>   | —          | —             |  |
| 561                | Administrative & support services .....                        | 596   | 2 471             | 9 737         | 38                             | 27  | 4         | 3         | 1         | 1        | 1          | 1          | —          | —             |  |
| 5611               | Office administrative services .....                           | (C)   | (D)               | (D)           | 3                              | 2   | —         | —         | —         | —        | 1          | —          | —          | —             |  |
| 56111              | Office administrative services .....                           | (C)   | (D)               | (D)           | 3                              | 2   | —         | —         | —         | —        | 1          | —          | —          | —             |  |
| 5613               | Employment services .....                                      | (E)   | (D)               | (D)           | 8                              | 4   | 1         | —         | 1         | 1        | —          | 1          | —          | —             |  |
| 56131              | Employment placement agencies .....                            | (E)   | (D)               | (D)           | 5                              | 3   | 1         | —         | —         | —        | —          | 1          | —          | —             |  |
| <b>61</b>          | <b>Educational services</b> .....                              | <b>15</b>                                       | <b>15</b>         | <b>70</b>     | <b>3</b>                       | <b>2</b>  | —         | <b>1</b>  | —         | —        | —          | —          | —          | —             |  |
| <b>62</b>          | <b>Health care and social assistance</b> .....                 | <b>3 512</b>                                    | <b>24 778</b>     | <b>98 121</b> | <b>177</b>                     | <b>98</b>   | <b>30</b> | <b>28</b> | <b>9</b>  | <b>6</b> | <b>4</b>   | <b>1</b>   | —          | <b>1</b>      |  |
| 621                | Ambulatory health care services .....                          | 1 029   | 7 520             | 33 249        | 119                            | 75  | 19        | 16        | 5         | 2        | 2          | —          | —          | —             |  |
| 6211               | Offices of physicians .....                                    | 370   | 3 627             | 16 018        | 47                             | 32  | 6         | 7         | 1         | —        | 1          | —          | —          | —             |  |
| 62111              | Offices of physicians .....                                    | 370   | 3 627             | 16 018        | 47                             | 32  | 6         | 7         | 1         | —        | 1          | —          | —          | —             |  |
| 6213               | Offices of other health practitioners .....                    | 155   | 866               | 3 799         | 24                             | 14  | 7         | 1         | 2         | —        | —          | —          | —          | —             |  |
| 6214               | Outpatient care centers .....                                  | (C)   | (D)               | (D)           | 9                              | 4   | 1         | 2         | 2         | —        | —          | —          | —          | —             |  |
| 6215               | Medical & diagnostic laboratories .....                        | 124   | 1 066             | 4 461         | 7                              | 5   | 1         | —         | —         | —        | 1          | —          | —          | —             |  |
| 62151              | Medical & diagnostic laboratories .....                        | 124   | 1 066             | 4 461         | 7                              | 5   | 1         | —         | —         | —        | 1          | —          | —          | —             |  |
| 6216               | Home health care services .....                                | 160   | 536               | 2 146         | 15                             | 12  | —         | 1         | —         | 2        | —          | —          | —          | —             |  |
| 62161              | Home health care services .....                                | 160   | 536               | 2 146         | 15                             | 12  | —         | 1         | —         | 2        | —          | —          | —          | —             |  |
| 621610             | Home health care services .....                                | 160   | 536               | 2 146         | 15                             | 12  | —         | 1         | —         | 2        | —          | —          | —          | —             |  |
| 622                | Hospitals .....  | (G)   | (D)               | (D)           | 2                              | —   | —         | —         | —         | —        | —          | —          | 1          | —             |  |
| 6221               | General medical & surgical hospitals .....                     | (G)   | (D)               | (D)           | 2                              | —   | —         | —         | —         | —        | —          | —          | 1          | —             |  |
| 62211              | General medical & surgical hospitals .....                     | (G)   | (D)               | (D)           | 2                              | —   | —         | —         | —         | —        | —          | —          | 1          | —             |  |
| 623                | Nursing & residential care facilities .....                    | 692   | 2 521             | 10 204        | 23                             | 7   | 6         | 2         | 2         | 4        | 2          | —          | —          | —             |  |
| 6231               | Nursing care facilities .....                                  | 466   | 1 866             | 7 352         | 8                              | 1   | 1         | 1         | 2         | 2        | —          | —          | —          | —             |  |
| 62311              | Nursing care facilities .....                                  | 466   | 1 866             | 7 352         | 8                              | 1   | 1         | 1         | 2         | 2        | —          | —          | —          | —             |  |
| 623110             | Nursing care facilities .....                                  | 466   | 1 866             | 7 352         | 8                              | 1   | 1         | 1         | 2         | 2        | —          | —          | —          | —             |  |
| 6233               | Community care facilities for the elderly .....                | 167   | 476               | 2 154         | 6                              | 2   | 2         | —         | —         | 2        | —          | —          | —          | —             |  |
| 62331              | Community care facilities for the elderly .....                | 167   | 476               | 2 154         | 6                              | 2   | 2         | —         | —         | 2        | —          | —          | —          | —             |  |
| 623311             | Continuing care retirement communities .....                   | 156   | 440               | 2 014         | 3                              | —   | 1         | —         | —         | 2        | —          | —          | —          | —             |  |
| 624                | Social assistance .....  | (E)   | (D)               | (D)           | 33                             | 16  | 5         | 10        | 2         | —        | —          | —          | —          | —             |  |
| 6241               | Individual & family services .....                             | 115   | 436               | 1 876         | 14                             | 9   | 1         | 3         | 1         | —        | —          | —          | —          | —             |  |
| 62412              | Services for elderly & disabled persons .....                  | 100   | 378               | 1 592         | 8                              | 4   | —         | 3         | 1         | —        | —          | —          | —          | —             |  |
| 624120             | Services for elderly & disabled persons .....                  | 100   | 378               | 1 592         | 8                              | 4   | —         | 3         | 1         | —        | —          | —          | —          | —             |  |
| 6244               | Child day care services .....                                  | (C)   | (D)               | (D)           | 15                             | 6   | 2         | 6         | 1         | —        | —          | —          | —          | —             |  |
| 62441              | Child day care services .....                                  | (C)   | (D)               | (D)           | 15                             | 6   | 2         | 6         | 1         | —        | —          | —          | —          | —             |  |
| <b>71</b>          | <b>Arts, entertainment &amp; recreation</b> .....              | <b>88</b>                                       | <b>243</b>        | <b>1 201</b>  | <b>9</b>                       | <b>4</b>  | <b>1</b>  | <b>3</b>  | <b>1</b>  | —        | —          | —          | —          | —             |  |
| <b>72</b>          | <b>Accommodation &amp; food services</b> .....                 | <b>1 436</b>                                    | <b>3 269</b>      | <b>14 177</b> | <b>71</b>                      | <b>14</b>   | <b>15</b> | <b>15</b> | <b>20</b> | <b>7</b> | —          | —          | —          | —             |  |
| 722                | Food services & drinking places .....                          | 1 361   | 3 071             | 13 202        | 66                             | 14  | 15        | 10        | 20        | 7        | —          | —          | —          | —             |  |
| 7221               | Full-service restaurants .....                                 | 435   | 1 005             | 4 254         | 20                             | 1   | 6         | 6         | 4         | 3        | —          | —          | —          | —             |  |
| 72211              | Full-service restaurants .....                                 | 435   | 1 005             | 4 254         | 20                             | 1   | 6         | 6         | 4         | 3        | —          | —          | —          | —             |  |
| 722110             | Full-service restaurants .....                                 | 435   | 1 005             | 4 254         | 20                             | 1   | 6         | 6         | 4         | 3        | —          | —          | —          | —             |  |
| 7222               | Limited-service eating places .....                            | (F)   | (D)               | (D)           | 35                             | 10  | 6         | 4         | 13        | 2        | —          | —          | —          | —             |  |
| 72221              | Limited-service eating places .....                            | (F)   | (D)               | (D)           | 35                             | 10  | 6         | 4         | 13        | 2        | —          | —          | —          | —             |  |
| 722211             | Limited-service restaurants .....                              | 654   | 1 340             | 6 087         | 30                             | 7   | 5         | 3         | 13        | 2        | —          | —          | —          | —             |  |
| 7223               | Special food services .....                                    | (C)   | (D)               | (D)           | 6                              | 1   | —         | —         | 3         | 2        | —          | —          | —          | —             |  |
| 72231              | Food service contractors .....                                 | (C)   | (D)               | (D)           | 5                              | —   | —         | —         | 3         | 2        | —          | —          | —          | —             |  |
| <b>81</b>          | <b>Other services (except public administration)</b> .....     | <b>555</b>                                      | <b>1 886</b>      | <b>8 270</b>  | <b>125</b>                     | <b>92</b>   | <b>18</b> | <b>10</b> | <b>5</b>  | —        | —          | —          | —          | —             |  |
| 811                | Repair & maintenance .....                                     | 107   | 458               | 1 874         | 30                             | 23  | 5         | 2         | —         | —        | —          | —          | —          | —             |  |
| 813                | Religious, grantmaking, civic, prof & like organizations ..... | 373   | 1 187             | 4 931         | 65                             | 45  | 8         | 7         | 5         | —        | —          | —          | —          | —             |  |
| 8131               | Religious organizations .....                                  | 280   | 933               | 3 879         | 34                             | 20  | 5         | 4         | 5         | —        | —          | —          | —          | —             |  |
| 81311              | Religious organizations .....                                  | 280   | 933               | 3 879         | 34                             | 20  | 5         | 4         | 5         | —        | —          | —          | —          | —             |  |
| 813110             | Religious organizations .....                                  | 280   | 933               | 3 879         | 34                             | 20  | 5         | 4         | 5         | —        | —          | —          | —          | —             |  |
| <b>99</b>          | <b>Unclassified establishments</b> .....                       | <b>91</b>                                       | <b>192</b>        | <b>700</b>    | <b>99</b>                      | <b>99</b>   | —         | —         | —         | —        | —          | —          | —          | —             |  |

See footnotes at end of table.

**Table 6. Counties—Employees, Payroll, and Establishments by Industry: 2003—Con.**

[Excludes most government employees, railroad employees, and self-employed persons. Size class 1 to 4 includes establishments with payroll, but no employees, during mid-March pay period. (D) denotes figures withheld to avoid disclosing data for individual companies; the data are included in broader industry totals. Detailed industries with 100 or more employees are shown if industry was not a (D). For explanation of terms, abbreviations, and data reliability/comparability, see introductory text]

| NAICS code      | Industry  | Number of employees for week including March 12 | Payroll (\$1,000) |                | Total number of establishments | Number of establishments by employment-size class |            |           |           |           |            |            |            |               |
|-----------------|---|---|-------------------|----------------|--------------------------------|---|------------|-----------|-----------|-----------|------------|------------|------------|---------------|
|                 |   |   | First quarter     | Annual         |                                | 1 to 4  | 5 to 9     | 10 to 19  | 20 to 49  | 50 to 99  | 100 to 249 | 250 to 499 | 500 to 999 | 1,000 or more |
| <b>CALDWELL</b> |   |   |                   |                |                                |   |            |           |           |           |            |            |            |               |
|                 | <b>Total</b> .....  | <b>928</b>                                      | <b>4 387</b>      | <b>19 018</b>  | <b>184</b>                     | <b>139</b>  | <b>21</b>  | <b>16</b> | <b>5</b>  | <b>3</b>  | —          | —          | —          | —             |
| 11              | Forestry, fishing, hunting, and agriculture support ..... | (A)   | (D)               | (D)            | 2                              | 2   | —          | —         | —         | —         | —          | —          | —          | —             |
| 22              | Utilities .....   | (A)   | (D)               | (D)            | 1                              | 1   | —          | —         | —         | —         | —          | —          | —          | —             |
| 23              | Construction .....  | 198   | 1 340             | 6 320          | 30                             | 21  | 5          | 2         | 1         | 1         | —          | —          | —          | —             |
| 31-33           | Manufacturing .....                                       | (B)   | (D)               | (D)            | 7                              | 5   | 1          | 1         | —         | —         | —          | —          | —          | —             |
| 42              | Wholesale trade .....                                     | 50  | 176               | 783            | 7                              | 4   | —          | 3         | —         | —         | —          | —          | —          | —             |
| 44-45           | Retail trade .....  | 152   | 562               | 2 388          | 33                             | 23  | 5          | 4         | 1         | —         | —          | —          | —          | —             |
| 48-49           | Transportation & warehousing .....                        | (B)   | (D)               | (D)            | 11                             | 10  | —          | —         | 1         | —         | —          | —          | —          | —             |
| 51              | Information .....   | (B)   | (D)               | (D)            | 2                              | —   | 1          | —         | 1         | —         | —          | —          | —          | —             |
| 52              | Finance & insurance .....                                 | 62  | 385               | 1 521          | 14                             | 9   | 2          | 3         | —         | —         | —          | —          | —          | —             |
| 53              | Real estate & rental & leasing .....                      | (A)   | (D)               | (D)            | 2                              | 2   | —          | —         | —         | —         | —          | —          | —          | —             |
| 54              | Professional, scientific & technical services .....       | (A)   | (D)               | (D)            | 6                              | 5   | 1          | —         | —         | —         | —          | —          | —          | —             |
| 56              | Admin, support, waste mgt, remediation services .....     | (A)   | (D)               | (D)            | 4                              | 4   | —          | —         | —         | —         | —          | —          | —          | —             |
| 61              | Educational services .....                                | (A)   | (D)               | (D)            | 3                              | 3   | —          | —         | —         | —         | —          | —          | —          | —             |
| 62              | Health care and social assistance .....                   | 113   | 522               | 1 826          | 13                             | 10  | 1          | —         | 1         | 1         | —          | —          | —          | —             |
| 71              | Arts, entertainment & recreation .....                    | (A)   | (D)               | (D)            | 2                              | 2   | —          | —         | —         | —         | —          | —          | —          | —             |
| 72              | Accommodation & food services .....                       | (C)   | (D)               | (D)            | 10                             | 3   | 3          | 3         | —         | 1         | —          | —          | —          | —             |
| 722             | Food services & drinking places .....                     | (C)   | (D)               | (D)            | 9                              | 2   | 3          | 3         | —         | 1         | —          | —          | —          | —             |
| 81              | Other services (except public administration) .....       | 52  | 127               | 584            | 33                             | 31  | 2          | —         | —         | —         | —          | —          | —          | —             |
| 99              | Unclassified establishments .....                         | 4   | 8                 | 21             | 4                              | 4   | —          | —         | —         | —         | —          | —          | —          | —             |
| <b>CALLAWAY</b> |   |   |                   |                |                                |   |            |           |           |           |            |            |            |               |
|                 | <b>Total</b> .....  | <b>9 913</b>                                    | <b>66 709</b>     | <b>270 860</b> | <b>685</b>                     | <b>383</b>  | <b>147</b> | <b>81</b> | <b>46</b> | <b>16</b> | <b>8</b>   | —          | <b>3</b>   | <b>1</b>      |
| 11              | Forestry, fishing, hunting, and agriculture support ..... | (A)   | (D)               | (D)            | 4                              | 3   | 1          | —         | —         | —         | —          | —          | —          | —             |
| 21              | Mining .....  | (B)   | (D)               | (D)            | 5                              | 1   | 1          | 3         | —         | —         | —          | —          | —          | —             |
| 22              | Utilities .....   | (F)   | (D)               | (D)            | 4                              | 1   | —          | 1         | 1         | —         | —          | —          | 1          | —             |
| 221             | Utilities .....   | (F)   | (D)               | (D)            | 4                              | 1   | —          | 1         | 1         | —         | —          | —          | 1          | —             |
| 2211            | Elec pwr generation, transmsn & distribution ...          | (F)   | (D)               | (D)            | 3                              | 1   | —          | —         | 1         | —         | —          | —          | 1          | —             |
| 22112           | Electric pwr transmsn, control & distribution ..          | (F)   | (D)               | (D)            | 3                              | 1   | —          | —         | 1         | —         | —          | —          | 1          | —             |
| 23              | Construction .....  | 561   | 3 526             | 17 216         | 106                            | 64  | 28         | 12        | 1         | —         | 1          | —          | —          | —             |
| 236             | Construction of Buildings .....                           | (C)   | (D)               | (D)            | 37                             | 28  | 8          | 1         | —         | —         | —          | —          | —          | —             |
| 237             | Heavy and Civil Engineering Construction .....            | (C)   | (D)               | (D)            | 3                              | 1   | 1          | —         | —         | —         | 1          | —          | —          | —             |
| 2379            | Other Heavy and Civil Engineering Construction .....      | (C)   | (D)               | (D)            | 1                              | —   | —          | —         | —         | —         | 1          | —          | —          | —             |
| 23799           | Other Heavy and Civil Engineering Construction .....      | (C)   | (D)               | (D)            | 1                              | —   | —          | —         | —         | —         | 1          | —          | —          | —             |
| 238             | Specialty Trade Contractors .....                         | 334   | 1 913             | 9 970          | 66                             | 35  | 19         | 11        | 1         | —         | —          | —          | —          | —             |
| 2382            | Building Equipment Contractors .....                      | 106   | 727               | 3 142          | 22                             | 9   | 11         | 2         | —         | —         | —          | —          | —          | —             |
| 31-33           | Manufacturing .....                                       | 878   | 6 229             | 26 264         | 34                             | 14  | 4          | 6         | 3         | 4         | 3          | —          | —          | —             |
| 323             | Printing & related support activities .....               | (C)   | (D)               | (D)            | 2                              | 1   | —          | —         | —         | —         | 1          | —          | —          | —             |
| 3231            | Printing & related support activities .....               | (C)   | (D)               | (D)            | 2                              | 1   | —          | —         | —         | —         | 1          | —          | —          | —             |
| 32311           | Printing .....  | (C)   | (D)               | (D)            | 2                              | 1   | —          | —         | —         | —         | 1          | —          | —          | —             |
| 327             | Nonmetallic mineral product mfg .....                     | 177   | 1 881             | 7 983          | 6                              | 1   | —          | 3         | 1         | —         | 1          | —          | —          | —             |
| 3271            | Clay product & refractory mfg .....                       | (C)   | (D)               | (D)            | 2                              | 1   | —          | —         | —         | —         | 1          | —          | —          | —             |
| 32712           | Clay building material & refractories mfg .....           | (C)   | (D)               | (D)            | 2                              | 1   | —          | —         | —         | —         | 1          | —          | —          | —             |
| 335             | Electrical equip, appliance & component mfg .....         | (C)   | (D)               | (D)            | 1                              | —   | —          | —         | —         | —         | 1          | —          | —          | —             |
| 3353            | Electrical equipment mfg .....                            | (C)   | (D)               | (D)            | 1                              | —   | —          | —         | —         | —         | 1          | —          | —          | —             |
| 33531           | Electrical equipment mfg .....                            | (C)   | (D)               | (D)            | 1                              | —   | —          | —         | —         | —         | 1          | —          | —          | —             |
| 336             | Transportation equipment mfg .....                        | (C)   | (D)               | (D)            | 3                              | 1   | —          | 1         | —         | 1         | —          | —          | —          | —             |
| 42              | Wholesale trade .....                                     | 163   | 1 006             | 3 813          | 21                             | 8   | 9          | 3         | 1         | —         | —          | —          | —          | —             |
| 44-45           | Retail trade .....  | 1 201   | 5 269             | 21 686         | 121                            | 50  | 38         | 24        | 7         | 1         | 1          | —          | —          | —             |
| 441             | Motor vehicle & parts dealers .....                       | 125   | 704               | 2 982          | 17                             | 8   | 6          | 2         | 1         | —         | —          | —          | —          | —             |
| 444             | Bldg material & garden equip & supp dealers .....         | 103   | 492               | 2 112          | 11                             | 5   | 2          | 3         | 1         | —         | —          | —          | —          | —             |
| 445             | Food & beverage stores .....                              | 137   | 635               | 2 816          | 11                             | 4   | 3          | 2         | 1         | 1         | —          | —          | —          | —             |
| 4451            | Grocery stores .....                                      | (C)   | (D)               | (D)            | 10                             | 4   | 3          | 2         | —         | 1         | —          | —          | —          | —             |
| 447             | Gasoline stations .....                                   | 343   | 1 190             | 4 539          | 32                             | 8   | 9          | 12        | 3         | —         | —          | —          | —          | —             |
| 4471            | Gasoline stations .....                                   | 343   | 1 190             | 4 539          | 32                             | 8   | 9          | 12        | 3         | —         | —          | —          | —          | —             |
| 44711           | Gasoline stations with convenience stores ...             | 232   | 719               | 2 705          | 23                             | 4   | 9          | 8         | 2         | —         | —          | —          | —          | —             |
| 447110          | Gasoline stations with convenience stores ...             | 232   | 719               | 2 705          | 23                             | 4   | 9          | 8         | 2         | —         | —          | —          | —          | —             |
| 44719           | Other gasoline stations .....                             | 111   | 471               | 1 834          | 9                              | 4   | —          | 4         | 1         | —         | —          | —          | —          | —             |
| 447190          | Other gasoline stations .....                             | 111   | 471               | 1 834          | 9                              | 4   | —          | 4         | 1         | —         | —          | —          | —          | —             |
| 452             | General merchandise stores .....                          | 273   | 1 235             | 4 976          | 6                              | 1   | 4          | —         | —         | —         | 1          | —          | —          | —             |
| 4529            | Other general merchandise stores .....                    | 273   | 1 235             | 4 976          | 6                              | 1   | 4          | —         | —         | —         | 1          | —          | —          | —             |
| 45291           | Warehouse clubs & superstores .....                       | (C)   | (D)               | (D)            | 1                              | —   | —          | —         | —         | —         | 1          | —          | —          | —             |

See footnotes at end of table.



**Table 6. Counties—Employees, Payroll, and Establishments by Industry: 2003—Con.**

[Excludes most government employees, railroad employees, and self-employed persons. Size class 1 to 4 includes establishments with payroll, but no employees, during mid-March pay period. (D) denotes figures withheld to avoid disclosing data for individual companies; the data are included in broader industry totals. Detailed industries with 100 or more employees are shown if industry was not a (D). For explanation of terms, abbreviations, and data reliability/comparability, see introductory text]

| NAICS code           | Industry   | Number of employees for week including March 12 | Payroll (\$1,000) |               | Total number of establishments | Number of establishments by employment-size class |           |          |           |          |            |            |            |               |
|----------------------|--|---|-------------------|---------------|--------------------------------|---|-----------|----------|-----------|----------|------------|------------|------------|---------------|
|                      |  |   | First quarter     | Annual        |                                | 1 to 4  | 5 to 9    | 10 to 19 | 20 to 49  | 50 to 99 | 100 to 249 | 250 to 499 | 500 to 999 | 1,000 or more |
| <b>CALLAWAY—Con.</b> |  |   |                   |               |                                |   |           |          |           |          |            |            |            |               |
| <b>48-49</b>         | <b>Transportation &amp; warehousing</b> .....                  | <b>730</b>                                      | <b>4 565</b>      | <b>19 085</b> | <b>33</b>                      | <b>23</b>   | <b>5</b>  | <b>2</b> | <b>1</b>  | <b>1</b> | —          | —          | <b>1</b>   | —             |
| 484                  | Truck transportation .....                                     | 156   | 1 167             | 5 266         | 25                             | 18  | 4         | 2        | —         | 1        | —          | —          | —          | —             |
| 4841                 | General freight trucking .....                                 | 107   | 942               | 4 075         | 9                              | 6   | 1         | 1        | —         | 1        | —          | —          | —          | —             |
| 48412                | General freight trucking, long-distance .....                  | 107   | 942               | 4 075         | 9                              | 6   | 1         | 1        | —         | 1        | —          | —          | —          | —             |
| 484121               | General freight trucking, long-distance, TL .....              | 107   | 942               | 4 075         | 9                              | 6   | 1         | 1        | —         | 1        | —          | —          | —          | —             |
| 493                  | Warehousing & storage .....                                    | (F)   | (D)               | (D)           | 1                              | —   | —         | —        | —         | —        | —          | —          | 1          | —             |
| 4931                 | Warehousing & storage .....                                    | (F)   | (D)               | (D)           | 1                              | —   | —         | —        | —         | —        | —          | —          | 1          | —             |
| 49311                | General warehousing & storage .....                            | (F)   | (D)               | (D)           | 1                              | —   | —         | —        | —         | —        | —          | —          | 1          | —             |
| <b>51</b>            | <b>Information</b> .....                                       | <b>166</b>                                      | <b>1 249</b>      | <b>5 272</b>  | <b>12</b>                      | <b>5</b>  | <b>3</b>  | <b>1</b> | <b>2</b>  | <b>1</b> | —          | —          | —          | —             |
| <b>52</b>            | <b>Finance &amp; insurance</b> .....                           | <b>212</b>                                      | <b>1 390</b>      | <b>5 996</b>  | <b>39</b>                      | <b>25</b>   | <b>9</b>  | <b>2</b> | <b>3</b>  | —        | —          | —          | —          | —             |
| 522                  | Credit intermediation & related activities .....               | 166   | 1 136             | 4 830         | 20                             | 9   | 6         | 2        | 3         | —        | —          | —          | —          | —             |
| 5221                 | Depository credit intermediation .....                         | 146   | 980               | 4 145         | 14                             | 4   | 5         | 2        | 3         | —        | —          | —          | —          | —             |
| 52211                | Commercial banking .....                                       | 146   | 980               | 4 145         | 14                             | 4   | 5         | 2        | 3         | —        | —          | —          | —          | —             |
| 522110               | Commercial banking .....                                       | 146   | 980               | 4 145         | 14                             | 4   | 5         | 2        | 3         | —        | —          | —          | —          | —             |
| <b>53</b>            | <b>Real estate &amp; rental &amp; leasing</b> .....            | <b>89</b>                                       | <b>442</b>        | <b>1 770</b>  | <b>24</b>                      | <b>17</b>   | <b>5</b>  | <b>1</b> | <b>1</b>  | —        | —          | —          | —          | —             |
| <b>54</b>            | <b>Professional, scientific &amp; technical services</b> ..... | <b>156</b>                                      | <b>818</b>        | <b>3 442</b>  | <b>30</b>                      | <b>19</b>   | <b>6</b>  | <b>3</b> | <b>2</b>  | —        | —          | —          | —          | —             |
| 541                  | Professional, scientific & technical services .....            | 156   | 818               | 3 442         | 30                             | 19  | 6         | 3        | 2         | —        | —          | —          | —          | —             |
| <b>55</b>            | <b>Management of companies &amp; enterprises</b> .....         | <b>92</b>                                       | <b>807</b>        | <b>3 080</b>  | <b>6</b>                       | <b>2</b>  | <b>2</b>  | <b>1</b> | —         | <b>1</b> | —          | —          | —          | —             |
| <b>56</b>            | <b>Admin, support, waste mgmt, remediation services</b> .....  | <b>395</b>                                      | <b>2 485</b>      | <b>10 474</b> | <b>33</b>                      | <b>24</b>   | <b>1</b>  | <b>3</b> | <b>3</b>  | <b>1</b> | <b>1</b>   | —          | —          | —             |
| 561                  | Administrative & support services .....                        | (E)   | (D)               | (D)           | 31                             | 24  | —         | 3        | 2         | 1        | 1          | —          | —          | —             |
| 5616                 | Investigation & security services .....                        | (C)   | (D)               | (D)           | 1                              | —   | —         | —        | —         | —        | 1          | —          | —          | —             |
| 56161                | Investigation, guard & armored car services ..                 | (C)   | (D)               | (D)           | 1                              | —   | —         | —        | —         | —        | 1          | —          | —          | —             |
| <b>61</b>            | <b>Educational services</b> .....                              | <b>(G)</b>                                      | <b>(D)</b>        | <b>(D)</b>    | <b>9</b>                       | <b>4</b>  | <b>2</b>  | <b>1</b> | —         | —        | <b>1</b>   | —          | <b>1</b>   | —             |
| 611                  | Educational services .....                                     | (G)   | (D)               | (D)           | 9                              | 4   | 2         | 1        | —         | —        | 1          | —          | 1          | —             |
| 6113                 | Colleges, universities & professional schools ...              | (G)   | (D)               | (D)           | 2                              | —   | —         | —        | —         | —        | 1          | —          | 1          | —             |
| 61131                | Colleges, universities & professional schools ...              | (G)   | (D)               | (D)           | 2                              | —   | —         | —        | —         | —        | 1          | —          | 1          | —             |
| <b>62</b>            | <b>Health care and social assistance</b> .....                 | <b>2 199</b>                                    | <b>13 189</b>     | <b>53 257</b> | <b>63</b>                      | <b>28</b>   | <b>18</b> | <b>5</b> | <b>6</b>  | <b>4</b> | <b>1</b>   | —          | —          | <b>1</b>      |
| 621                  | Ambulatory health care services .....                          | (C)   | (D)               | (D)           | 30                             | 17  | 10        | 1        | 2         | —        | —          | —          | —          | —             |
| 622                  | Hospitals .....  | (G)   | (D)               | (D)           | 1                              | —   | —         | —        | —         | —        | —          | —          | —          | 1             |
| 6222                 | Psychiatric & substance abuse hospitals .....                  | (G)   | (D)               | (D)           | 1                              | —   | —         | —        | —         | —        | —          | —          | —          | 1             |
| 62221                | Psychiatric & substance abuse hospitals .....                  | (G)   | (D)               | (D)           | 1                              | —   | —         | —        | —         | —        | —          | —          | —          | 1             |
| 623                  | Nursing & residential care facilities .....                    | 396   | 1 644             | 6 818         | 14                             | 2   | 2         | 2        | 4         | 4        | —          | —          | —          | —             |
| 6231                 | Nursing care facilities .....                                  | 146   | 649               | 2 637         | 3                              | —   | —         | —        | 1         | 2        | —          | —          | —          | —             |
| 62311                | Nursing care facilities .....                                  | 146   | 649               | 2 637         | 3                              | —   | —         | —        | 1         | 2        | —          | —          | —          | —             |
| 623110               | Nursing care facilities .....                                  | 146   | 649               | 2 637         | 3                              | —   | —         | —        | 1         | 2        | —          | —          | —          | —             |
| 6233                 | Community care facilities for the elderly .....                | (C)   | (D)               | (D)           | 6                              | 2   | —         | 1        | 2         | 1        | —          | —          | —          | —             |
| 62331                | Community care facilities for the elderly .....                | (C)   | (D)               | (D)           | 6                              | 2   | —         | 1        | 2         | 1        | —          | —          | —          | —             |
| 623311               | Continuing care retirement communities ...                     | 128   | 467               | 2 002         | 3                              | —   | —         | —        | 2         | 1        | —          | —          | —          | —             |
| 624                  | Social assistance .....  | (C)   | (D)               | (D)           | 18                             | 9   | 6         | 2        | —         | —        | 1          | —          | —          | —             |
| 6243                 | Vocational rehabilitation services .....                       | (C)   | (D)               | (D)           | 1                              | —   | —         | —        | —         | —        | 1          | —          | —          | —             |
| 62431                | Vocational rehabilitation services .....                       | (C)   | (D)               | (D)           | 1                              | —   | —         | —        | —         | —        | 1          | —          | —          | —             |
| <b>71</b>            | <b>Arts, entertainment &amp; recreation</b> .....              | <b>93</b>                                       | <b>230</b>        | <b>1 123</b>  | <b>8</b>                       | <b>4</b>  | <b>1</b>  | <b>1</b> | <b>2</b>  | —        | —          | —          | —          | —             |
| <b>72</b>            | <b>Accommodation &amp; food services</b> .....                 | <b>590</b>                                      | <b>1 338</b>      | <b>6 205</b>  | <b>46</b>                      | <b>24</b>   | <b>3</b>  | <b>7</b> | <b>10</b> | <b>2</b> | —          | —          | —          | —             |
| 722                  | Food services & drinking places .....                          | 558   | 1 245             | 5 860         | 36                             | 16  | 3         | 5        | 10        | 2        | —          | —          | —          | —             |
| 7221                 | Full-service restaurants .....                                 | 194   | 452               | 1 885         | 13                             | 6   | 1         | 1        | 4         | 1        | —          | —          | —          | —             |
| 72211                | Full-service restaurants .....                                 | 194   | 452               | 1 885         | 13                             | 6   | 1         | 1        | 4         | 1        | —          | —          | —          | —             |
| 722110               | Full-service restaurants .....                                 | 194   | 452               | 1 885         | 13                             | 6   | 1         | 1        | 4         | 1        | —          | —          | —          | —             |
| 7222                 | Limited-service eating places .....                            | 337   | 774               | 3 917         | 18                             | 6   | 2         | 4        | 5         | 1        | —          | —          | —          | —             |
| 72221                | Limited-service eating places .....                            | 337   | 774               | 3 917         | 18                             | 6   | 2         | 4        | 5         | 1        | —          | —          | —          | —             |
| <b>81</b>            | <b>Other services (except public administration)</b> .....     | <b>364</b>                                      | <b>1 411</b>      | <b>6 012</b>  | <b>77</b>                      | <b>57</b>   | <b>11</b> | <b>5</b> | <b>3</b>  | <b>1</b> | —          | —          | —          | —             |
| 811                  | Repair & maintenance .....                                     | 101   | 435               | 1 749         | 26                             | 21  | 3         | 1        | 1         | —        | —          | —          | —          | —             |
| 813                  | Religious, grantmaking, civic, prof & like organizations ..... | 171   | 574               | 2 487         | 37                             | 26  | 6         | 3        | 2         | —        | —          | —          | —          | —             |
| 8131                 | Religious organizations .....                                  | 110   | 267               | 1 154         | 29                             | 21  | 5         | 2        | 1         | —        | —          | —          | —          | —             |
| 81311                | Religious organizations .....                                  | 110   | 267               | 1 154         | 29                             | 21  | 5         | 2        | 1         | —        | —          | —          | —          | —             |
| 813110               | Religious organizations .....                                  | 110   | 267               | 1 154         | 29                             | 21  | 5         | 2        | 1         | —        | —          | —          | —          | —             |
| <b>99</b>            | <b>Unclassified establishments</b> .....                       | <b>(A)</b>                                      | <b>(D)</b>        | <b>(D)</b>    | <b>10</b>                      | <b>10</b>   | —         | —        | —         | —        | —          | —          | —          | —             |

See footnotes at end of table.

**Table 6. Counties—Employees, Payroll, and Establishments by Industry: 2003—Con.**

[Excludes most government employees, railroad employees, and self-employed persons. Size class 1 to 4 includes establishments with payroll, but no employees, during mid-March pay period. (D) denotes figures withheld to avoid disclosing data for individual companies; the data are included in broader industry totals. Detailed industries with 100 or more employees are shown if industry was not a (D). For explanation of terms, abbreviations, and data reliability/comparability, see introductory text]

| NAICS code    | Industry   | Number of employees for week including March 12 | Payroll (\$1,000) |                | Total number of establishments | Number of establishments by employment-size class |            |            |           |           |            |            |            |               |
|---------------|--|---|-------------------|----------------|--------------------------------|---|------------|------------|-----------|-----------|------------|------------|------------|---------------|
|               |  |   | First quarter     | Annual         |                                | 1 to 4  | 5 to 9     | 10 to 19   | 20 to 49  | 50 to 99  | 100 to 249 | 250 to 499 | 500 to 999 | 1,000 or more |
| <b>CAMDEN</b> |  |   |                   |                |                                |   |            |            |           |           |            |            |            |               |
|               | <b>Total</b> .....   | <b>12 286</b>                                   | <b>64 025</b>     | <b>293 490</b> | <b>1 497</b>                   | <b>886</b>  | <b>330</b> | <b>165</b> | <b>85</b> | <b>22</b> | <b>5</b>   | <b>3</b>   | <b>1</b>   | <b>-</b>      |
| 11            | Forestry, fishing, hunting, and agriculture support .....                | 23  | 55                | 246            | 4                              | 2   | 1          | 1          | -         | -         | -          | -          | -          | -             |
| 21            | Mining .....   | (A)   | (D)               | (D)            | 1                              | 1   | -          | -          | -         | -         | -          | -          | -          | -             |
| 22            | Utilities .....  | 42  | 374               | 1 674          | 9                              | 5   | 3          | 1          | -         | -         | -          | -          | -          | -             |
| 23            | Construction .....   | 1 120   | 5 377             | 26 193         | 227                            | 159   | 36         | 19         | 11        | 2         | -          | -          | -          | -             |
| 236           | Construction of Buildings .....  | 295   | 1 953             | 8 480          | 77                             | 59  | 8          | 8          | 2         | -         | -          | -          | -          | -             |
| 2361          | Residential Building Construction .....                                  | 248   | 1 617             | 7 024          | 71                             | 56  | 8          | 6          | 1         | -         | -          | -          | -          | -             |
| 23611         | Residential Building Construction .....                                  | 248   | 1 617             | 7 024          | 71                             | 56  | 8          | 6          | 1         | -         | -          | -          | -          | -             |
| 236115        | New Single-Family Housing Construction (except Operative Builders) ..... | 181   | 1 236             | 5 200          | 51                             | 40  | 5          | 6          | -         | -         | -          | -          | -          | -             |
| 237           | Heavy and Civil Engineering Construction .....                           | 198   | 773               | 4 018          | 33                             | 23  | 5          | 2          | 2         | 1         | -          | -          | -          | -             |
| 2379          | Other Heavy and Civil Engineering Construction .....                     | 102   | 242               | 1 325          | 11                             | 5   | 4          | 1          | -         | 1         | -          | -          | -          | -             |
| 23799         | Other Heavy and Civil Engineering Construction .....                     | 102   | 242               | 1 325          | 11                             | 5   | 4          | 1          | -         | 1         | -          | -          | -          | -             |
| 237990        | Other Heavy and Civil Engineering Construction .....                     | 102   | 242               | 1 325          | 11                             | 5   | 4          | 1          | -         | 1         | -          | -          | -          | -             |
| 238           | Specialty Trade Contractors .....  | 627   | 2 651             | 13 695         | 117                            | 77  | 23         | 9          | 7         | 1         | -          | -          | -          | -             |
| 2381          | Foundation, Structure, and Building Exterior Contractors .....           | 304   | 1 122             | 6 373          | 41                             | 26  | 5          | 5          | 4         | 1         | -          | -          | -          | -             |
| 23811         | Poured Concrete Foundation and Structure Contractors .....               | 161   | 585               | 3 087          | 14                             | 6   | 1          | 4          | 3         | -         | -          | -          | -          | -             |
| 238110        | Poured Concrete Foundation and Structure Contractors .....               | 161   | 585               | 3 087          | 14                             | 6   | 1          | 4          | 3         | -         | -          | -          | -          | -             |
| 2382          | Building Equipment Contractors .....                                     | 118   | 583               | 2 662          | 37                             | 26  | 10         | 1          | -         | -         | -          | -          | -          | -             |
| 2383          | Building Finishing Contractors .....                                     | 112   | 517               | 2 302          | 25                             | 17  | 5          | 1          | 2         | -         | -          | -          | -          | -             |
| 31-33         | <b>Manufacturing</b> .....   | <b>1 108</b>                                    | <b>8 003</b>      | <b>34 590</b>  | <b>59</b>                      | <b>25</b>   | <b>11</b>  | <b>9</b>   | <b>9</b>  | <b>2</b>  | <b>3</b>   | <b>-</b>   | <b>-</b>   | <b>-</b>      |
| 326           | Plastics & rubber products mfg .....                                     | 116   | 636               | 2 561          | 5                              | -   | 1          | 3          | -         | 1         | -          | -          | -          | -             |
| 3261          | Plastics product mfg .....   | 116   | 636               | 2 561          | 5                              | -   | 1          | 3          | -         | 1         | -          | -          | -          | -             |
| 332           | Fabricated metal product mfg .....                                       | 244   | 1 960             | 8 028          | 6                              | 2   | -          | 2          | 1         | -         | 1          | -          | -          | -             |
| 3324          | Boiler, tank & shipping container mfg .....                              | (C)   | (D)               | (D)            | 1                              | -   | -          | -          | -         | -         | 1          | -          | -          | -             |
| 33241         | Power boiler & heat exchanger mfg .....                                  | (C)   | (D)               | (D)            | 1                              | -   | -          | -          | -         | -         | 1          | -          | -          | -             |
| 333           | Machinery mfg .....  | (C)   | (D)               | (D)            | 6                              | 3   | 1          | 1          | -         | -         | 1          | -          | -          | -             |
| 3332          | Industrial machinery mfg .....   | (C)   | (D)               | (D)            | 1                              | -   | -          | -          | -         | -         | 1          | -          | -          | -             |
| 33329         | Other industrial machinery mfg .....                                     | (C)   | (D)               | (D)            | 1                              | -   | -          | -          | -         | -         | 1          | -          | -          | -             |
| 336           | Transportation equipment mfg .....                                       | 205   | 1 796             | 8 071          | 4                              | -   | -          | -          | 3         | -         | 1          | -          | -          | -             |
| 3366          | Ship & boat building .....   | (C)   | (D)               | (D)            | 2                              | -   | -          | -          | 1         | -         | 1          | -          | -          | -             |
| 33661         | Ship & boat building .....   | (C)   | (D)               | (D)            | 2                              | -   | -          | -          | 1         | -         | 1          | -          | -          | -             |
| 42            | <b>Wholesale trade</b> .....   | <b>247</b>                                      | <b>1 508</b>      | <b>7 773</b>   | <b>61</b>                      | <b>47</b>   | <b>10</b>  | <b>2</b>   | <b>2</b>  | <b>-</b>  | <b>-</b>   | <b>-</b>   | <b>-</b>   | <b>-</b>      |
| 423           | Merchant Wholesalers, Durable Goods .....                                | 160   | 928               | 4 702          | 39                             | 30  | 7          | 1          | 1         | -         | -          | -          | -          | -             |
| 44-45         | <b>Retail trade</b> .....  | <b>2 995</b>                                    | <b>12 669</b>     | <b>58 801</b>  | <b>323</b>                     | <b>128</b>  | <b>119</b> | <b>54</b>  | <b>16</b> | <b>4</b>  | <b>1</b>   | <b>1</b>   | <b>-</b>   | <b>-</b>      |
| 441           | Motor vehicle & parts dealers .....                                      | 435   | 2 336             | 12 248         | 47                             | 20  | 12         | 8          | 6         | 1         | -          | -          | -          | -             |
| 4411          | Automobile dealers .....   | 100   | 655               | 3 420          | 9                              | 5   | 1          | -          | 3         | -         | -          | -          | -          | -             |
| 4412          | Other motor vehicle dealers .....  | 265   | 1 352             | 7 508          | 27                             | 11  | 7          | 5          | 3         | 1         | -          | -          | -          | -             |
| 44122         | Motorcycle & boat & other MV dealers .....                               | (E)   | (D)               | (D)            | 26                             | 10  | 7          | 5          | 3         | 1         | -          | -          | -          | -             |
| 441222        | Boat dealers .....   | 235   | 1 198             | 6 677          | 22                             | 8   | 6          | 4          | 3         | 1         | -          | -          | -          | -             |
| 442           | Furniture & home furnishing stores .....                                 | 201   | 792               | 3 341          | 30                             | 11  | 15         | 2          | 2         | -         | -          | -          | -          | -             |
| 4422          | Home furnishings stores .....  | 141   | 543               | 2 360          | 22                             | 6   | 14         | 2          | -         | -         | -          | -          | -          | -             |
| 44229         | Other home furnishings stores .....                                      | (C)   | (D)               | (D)            | 19                             | 5   | 12         | 2          | -         | -         | -          | -          | -          | -             |
| 443           | Electronics & appliance stores .....                                     | 122   | 609               | 2 476          | 16                             | 8   | 4          | 3          | 1         | -         | -          | -          | -          | -             |
| 4431          | Electronics & appliance stores .....                                     | 122   | 609               | 2 476          | 16                             | 8   | 4          | 3          | 1         | -         | -          | -          | -          | -             |
| 44311         | Appliance, TV & all other electronics stores ..                          | (C)   | (D)               | (D)            | 14                             | 7   | 4          | 2          | 1         | -         | -          | -          | -          | -             |
| 444           | Bldg material & garden equip & supp dealers .....                        | 261   | 1 592             | 7 006          | 33                             | 13  | 12         | 6          | 1         | 1         | -          | -          | -          | -             |
| 4441          | Building material & supplies dealers .....                               | 254   | 1 561             | 6 840          | 30                             | 10  | 12         | 6          | 1         | 1         | -          | -          | -          | -             |
| 44419         | Other building material dealers .....                                    | 222   | 1 423             | 6 125          | 23                             | 7   | 8          | 6          | 1         | 1         | -          | -          | -          | -             |
| 444190        | Other building material dealers .....                                    | 222   | 1 423             | 6 125          | 23                             | 7   | 8          | 6          | 1         | 1         | -          | -          | -          | -             |
| 445           | Food & beverage stores .....   | 296   | 932               | 4 687          | 22                             | 10  | 6          | 2          | 3         | 1         | -          | -          | -          | -             |
| 4451          | Grocery stores .....   | 270   | 848               | 4 174          | 12                             | 4   | 3          | 1          | 3         | 1         | -          | -          | -          | -             |
| 44511         | Grocery (except convenience) stores .....                                | 240   | 746               | 3 674          | 7                              | 2   | 1          | -          | 3         | 1         | -          | -          | -          | -             |
| 445110        | Grocery (except convenience) stores .....                                | 240   | 746               | 3 674          | 7                              | 2   | 1          | -          | 3         | 1         | -          | -          | -          | -             |
| 447           | Gasoline stations .....  | 218   | 628               | 2 830          | 36                             | 12  | 17         | 6          | 1         | -         | -          | -          | -          | -             |
| 4471          | Gasoline stations .....  | 218   | 628               | 2 830          | 36                             | 12  | 17         | 6          | 1         | -         | -          | -          | -          | -             |
| 44711         | Gasoline stations with convenience stores ..                             | 184   | 485               | 2 166          | 29                             | 9   | 14         | 5          | 1         | -         | -          | -          | -          | -             |
| 447110        | Gasoline stations with convenience stores ..                             | 184   | 485               | 2 166          | 29                             | 9   | 14         | 5          | 1         | -         | -          | -          | -          | -             |
| 448           | Clothing & clothing accessories stores .....                             | 581   | 1 677             | 8 811          | 68                             | 15  | 34         | 16         | 2         | 1         | -          | -          | -          | -             |
| 4481          | Clothing stores .....  | 478   | 1 298             | 7 202          | 51                             | 9   | 26         | 13         | 2         | 1         | -          | -          | -          | -             |
| 44812         | Women's clothing stores .....  | 112   | 247               | 1 861          | 15                             | 2   | 10         | 3          | -         | -         | -          | -          | -          | -             |
| 448120        | Women's clothing stores .....  | 112   | 247               | 1 861          | 15                             | 2   | 10         | 3          | -         | -         | -          | -          | -          | -             |
| 44814         | Family clothing stores .....   | 223   | 564               | 2 601          | 15                             | 1   | 7          | 4          | 2         | 1         | -          | -          | -          | -             |
| 448140        | Family clothing stores .....   | 223   | 564               | 2 601          | 15                             | 1   | 7          | 4          | 2         | 1         | -          | -          | -          | -             |
| 452           | General merchandise stores .....   | (F)   | (D)               | (D)            | 9                              | 3   | 4          | -          | -         | -         | 1          | 1          | -          | -             |
| 4521          | Department stores .....  | (C)   | (D)               | (D)            | 2                              | 1   | -          | -          | -         | -         | 1          | -          | -          | -             |
| 45211         | Department stores .....  | (C)   | (D)               | (D)            | 2                              | 1   | -          | -          | -         | -         | 1          | -          | -          | -             |
| 4529          | Other general merchandise stores .....                                   | (E)   | (D)               | (D)            | 7                              | 2   | 4          | -          | -         | -         | -          | 1          | -          | -             |
| 45291         | Warehouse clubs & superstores .....                                      | (E)   | (D)               | (D)            | 1                              | -   | -          | -          | -         | -         | -          | 1          | -          | -             |

See footnotes at end of table.

**Table 6. Counties—Employees, Payroll, and Establishments by Industry: 2003—Con.**

[Excludes most government employees, railroad employees, and self-employed persons. Size class 1 to 4 includes establishments with payroll, but no employees, during mid-March pay period. (D) denotes figures withheld to avoid disclosing data for individual companies; the data are included in broader industry totals. Detailed industries with 100 or more employees are shown if industry was not a (D). For explanation of terms, abbreviations, and data reliability/comparability, see introductory text]

| NAICS code  | Industry   | Number of employees for week including March 12 | Payroll (\$1,000) |              | Total number of establishments | Number of establishments by employment-size class |          |          |          |          |            |            |            |               |  |
|---|--|---|-------------------|--------------|--------------------------------|---|----------|----------|----------|----------|------------|------------|------------|---------------|--|
|   |  |   | First quarter     | Annual       |                                | 1 to 4  | 5 to 9   | 10 to 19 | 20 to 49 | 50 to 99 | 100 to 249 | 250 to 499 | 500 to 999 | 1,000 or more |  |
| <b>CAMDEN—Con.</b>  |  |   |                   |              |                                |   |          |          |          |          |            |            |            |               |  |
| <b>44-45 Retail trade—Con.</b>                                    |  |   |                   |              |                                |   |          |          |          |          |            |            |            |               |  |
| 453   | Miscellaneous store retailers .....                            | 147   | 469               | 2 208        | 34                             | 24  | 5        | 5        | —        | —        | —          | —          | —          | —             |  |
| <b>48-49 Transportation &amp; warehousing .....</b>               |  |   |                   |              |                                |   |          |          |          |          |            |            |            |               |  |
| <b>51</b>   | <b>Information .....</b>                                       | <b>174</b>                                      | <b>1 132</b>      | <b>4 699</b> | <b>20</b>                      | <b>9</b>  | <b>4</b> | <b>3</b> | <b>4</b> | —        | —          | —          | —          | —             |  |
| <b>52 Finance &amp; insurance .....</b>                           |  |   |                   |              |                                |   |          |          |          |          |            |            |            |               |  |
| 522   | Credit intermediation & related activities .....               | 355   | 2 480             | 10 113       | 24                             | 4   | 12       | 4        | 2        | 1        | 1          | —          | —          | —             |  |
| 5221  | Depository credit intermediation .....                         | 334   | 2 394             | 9 661        | 19                             | 1   | 10       | 4        | 2        | 1        | 1          | —          | —          | —             |  |
| 52211   | Commercial banking .....                                       | 334   | 2 394             | 9 661        | 19                             | 1   | 10       | 4        | 2        | 1        | 1          | —          | —          | —             |  |
| 522110  | Commercial banking .....                                       | 334   | 2 394             | 9 661        | 19                             | 1   | 10       | 4        | 2        | 1        | 1          | —          | —          | —             |  |
| 524   | Insurance carriers & related activities .....                  | 121   | 840               | 4 011        | 28                             | 20  | 5        | 2        | 1        | —        | —          | —          | —          | —             |  |
| <b>53 Real estate &amp; rental &amp; leasing .....</b>            |  |   |                   |              |                                |   |          |          |          |          |            |            |            |               |  |
| 531   | Real estate .....  | 178   | 696               | 3 584        | 64                             | 52  | 8        | 4        | —        | —        | —          | —          | —          | —             |  |
| <b>54 Professional, scientific &amp; technical services .....</b> |  |   |                   |              |                                |   |          |          |          |          |            |            |            |               |  |
| 541   | Professional, scientific & technical services .....            | 310   | 1 835             | 8 235        | 83                             | 59  | 17       | 5        | 2        | —        | —          | —          | —          | —             |  |
| <b>55 Management of companies &amp; enterprises .....</b>         |  |   |                   |              |                                |   |          |          |          |          |            |            |            |               |  |
| 56  | Admin, support, waste mgt, remediation services .....          | (B)   | (D)               | (D)          | 2                              | —   | 1        | 1        | —        | —        | —          | —          | —          | —             |  |
| 561   | Administrative & support services .....                        | 321   | 1 657             | 7 198        | 50                             | 35  | 8        | 3        | 2        | 2        | —          | —          | —          | —             |  |
| 5617  | Services to buildings & dwellings .....                        | 136   | 419               | 2 548        | 28                             | 20  | 4        | 2        | 2        | —        | —          | —          | —          | —             |  |
| <b>61 Educational services .....</b>                              |  |   |                   |              |                                |   |          |          |          |          |            |            |            |               |  |
| 61  | Educational services .....                                     | 24  | 73                | 288          | 9                              | 7   | 1        | 1        | —        | —        | —          | —          | —          | —             |  |
| <b>62 Health care and social assistance .....</b>                 |  |   |                   |              |                                |   |          |          |          |          |            |            |            |               |  |
| 621   | Ambulatory health care services .....                          | 412   | 3 883             | 18 063       | 70                             | 37  | 18       | 13       | 2        | —        | —          | —          | —          | —             |  |
| 6211  | Offices of physicians .....                                    | 210   | 2 642             | 12 630       | 40                             | 21  | 12       | 6        | 1        | —        | —          | —          | —          | —             |  |
| 62111   | Offices of physicians .....                                    | 210   | 2 642             | 12 630       | 40                             | 21  | 12       | 6        | 1        | —        | —          | —          | —          | —             |  |
| 622   | Hospitals .....  | (F)   | (D)               | (D)          | 1                              | —   | —        | —        | —        | —        | —          | —          | 1          | —             |  |
| 6221  | General medical & surgical hospitals .....                     | (F)   | (D)               | (D)          | 1                              | —   | —        | —        | —        | —        | —          | —          | 1          | —             |  |
| 62211   | General medical & surgical hospitals .....                     | (F)   | (D)               | (D)          | 1                              | —   | —        | —        | —        | —        | —          | —          | 1          | —             |  |
| 623   | Nursing & residential care facilities .....                    | 287   | 1 224             | 5 180        | 8                              | 1   | 1        | 1        | 3        | 2        | —          | —          | —          | —             |  |
| 6231  | Nursing care facilities .....                                  | 201   | 873               | 3 702        | 3                              | —   | —        | —        | 1        | 2        | —          | —          | —          | —             |  |
| 62311   | Nursing care facilities .....                                  | 201   | 873               | 3 702        | 3                              | —   | —        | —        | 1        | 2        | —          | —          | —          | —             |  |
| 623110  | Nursing care facilities .....                                  | 201   | 873               | 3 702        | 3                              | —   | —        | —        | 1        | 2        | —          | —          | —          | —             |  |
| 624   | Social assistance .....  | (C)   | (D)               | (D)          | 24                             | 11  | 8        | 3        | 1        | 1        | —          | —          | —          | —             |  |
| 6243  | Vocational rehabilitation services .....                       | (C)   | (D)               | (D)          | 2                              | —   | —        | —        | 1        | 1        | —          | —          | —          | —             |  |
| 62431   | Vocational rehabilitation services .....                       | (C)   | (D)               | (D)          | 2                              | —   | —        | —        | 1        | 1        | —          | —          | —          | —             |  |
| <b>71 Arts, entertainment &amp; recreation .....</b>              |  |   |                   |              |                                |   |          |          |          |          |            |            |            |               |  |
| 713   | Amusement, gambling & recreation industries .....              | 246   | 1 234             | 7 587        | 41                             | 28  | 7        | 1        | 5        | —        | —          | —          | —          | —             |  |
| 7139  | Other amusement & recreation industries .....                  | 236   | 1 209             | 7 073        | 38                             | 26  | 6        | 1        | 5        | —        | —          | —          | —          | —             |  |
| 71391   | Golf courses & country clubs .....                             | 132   | 585               | 3 610        | 8                              | 1   | 3        | —        | 4        | —        | —          | —          | —          | —             |  |
| 713910  | Golf courses & country clubs .....                             | 132   | 585               | 3 610        | 8                              | 1   | 3        | —        | 4        | —        | —          | —          | —          | —             |  |
| <b>72 Accommodation &amp; food services .....</b>                 |  |   |                   |              |                                |   |          |          |          |          |            |            |            |               |  |
| 721   | Accommodation .....  | 954   | 4 470             | 21 207       | 56                             | 37  | 9        | 6        | 2        | —        | —          | 2          | —          | —             |  |
| 7211  | Traveler accommodation .....                                   | 950   | 4 415             | 21 123       | 52                             | 33  | 9        | 6        | 2        | —        | —          | 2          | —          | —             |  |
| 72111   | Hotels (exc casino hotels) & motels .....                      | 919   | 4 350             | 20 595       | 41                             | 24  | 8        | 5        | 2        | —        | —          | 2          | —          | —             |  |
| 721110  | Hotels (exc casino hotels) & motels .....                      | 919   | 4 350             | 20 595       | 41                             | 24  | 8        | 5        | 2        | —        | —          | 2          | —          | —             |  |
| 722   | Food services & drinking places .....                          | 1 449   | 3 482             | 21 072       | 126                            | 55  | 22       | 24       | 20       | 5        | —          | —          | —          | —             |  |
| 7221  | Full-service restaurants .....                                 | 1 059   | 2 515             | 16 358       | 87                             | 35  | 15       | 20       | 13       | 4        | —          | —          | —          | —             |  |
| 72211   | Full-service restaurants .....                                 | 1 059   | 2 515             | 16 358       | 87                             | 35  | 15       | 20       | 13       | 4        | —          | —          | —          | —             |  |
| 722110  | Full-service restaurants .....                                 | 1 059   | 2 515             | 16 358       | 87                             | 35  | 15       | 20       | 13       | 4        | —          | —          | —          | —             |  |
| 7222  | Limited-service eating places .....                            | 350   | 867               | 3 866        | 28                             | 12  | 5        | 4        | 6        | 1        | —          | —          | —          | —             |  |
| 72221   | Limited-service eating places .....                            | 350   | 867               | 3 866        | 28                             | 12  | 5        | 4        | 6        | 1        | —          | —          | —          | —             |  |
| 722211  | Limited-service restaurants .....                              | 338   | 851               | 3 736        | 24                             | 9   | 4        | 4        | 6        | 1        | —          | —          | —          | —             |  |
| <b>81 Other services (except public administration) .....</b>     |  |   |                   |              |                                |   |          |          |          |          |            |            |            |               |  |
| 811   | Repair & maintenance .....                                     | 115   | 610               | 3 243        | 52                             | 45  | 6        | 1        | —        | —        | —          | —          | —          | —             |  |
| 813   | Religious, grantmaking, civic, prof & like organizations ..... | 321   | 1 093             | 4 938        | 54                             | 36  | 11       | 4        | 2        | 1        | —          | —          | —          | —             |  |
| 8131  | Religious organizations .....                                  | 211   | 702               | 3 113        | 37                             | 24  | 10       | 2        | —        | 1        | —          | —          | —          | —             |  |
| 81311   | Religious organizations .....                                  | 211   | 702               | 3 113        | 37                             | 24  | 10       | 2        | —        | 1        | —          | —          | —          | —             |  |
| 813110  | Religious organizations .....                                  | 211   | 702               | 3 113        | 37                             | 24  | 10       | 2        | —        | 1        | —          | —          | —          | —             |  |
| 99  | Unclassified establishments .....                              | 11  | 22                | 97           | 14                             | 14  | —        | —        | —        | —        | —          | —          | —          | —             |  |

See footnotes at end of table.

**Table 6. Counties—Employees, Payroll, and Establishments by Industry: 2003—Con.**

[Excludes most government employees, railroad employees, and self-employed persons. Size class 1 to 4 includes establishments with payroll, but no employees, during mid-March pay period. (D) denotes figures withheld to avoid disclosing data for individual companies; the data are included in broader industry totals. Detailed industries with 100 or more employees are shown if industry was not a (D). For explanation of terms, abbreviations, and data reliability/comparability, see introductory text]

| NAICS code            | Industry   | Number of employees for week including March 12 | Payroll (\$1,000) |                  | Total number of establishments | Number of establishments by employment-size class |            |            |            |           |            |            |            |               |
|-----------------------|--|---|-------------------|------------------|--------------------------------|---|------------|------------|------------|-----------|------------|------------|------------|---------------|
|                       |  |   | First quarter     | Annual           |                                | 1 to 4  | 5 to 9     | 10 to 19   | 20 to 49   | 50 to 99  | 100 to 249 | 250 to 499 | 500 to 999 | 1,000 or more |
| <b>CAPE GIRARDEAU</b> |  |   |                   |                  |                                |   |            |            |            |           |            |            |            |               |
|                       | <b>Total</b> .....   | <b>37 183</b>                                   | <b>246 770</b>    | <b>1 023 749</b> | <b>2 400</b>                   | <b>1 201</b>                                      | <b>485</b> | <b>356</b> | <b>233</b> | <b>80</b> | <b>28</b>  | <b>11</b>  | <b>3</b>   | <b>3</b>      |
| 11                    | <b>Forestry, fishing, hunting, and agriculture support</b> .....         | (A)   | (D)               | (D)              | 2                              | 2   | —          | —          | —          | —         | —          | —          | —          | —             |
| 21                    | <b>Mining</b> .....  | (B)   | (D)               | (D)              | 5                              | 3   | 1          | —          | 1          | —         | —          | —          | —          | —             |
| 22                    | <b>Utilities</b> .....   | 129   | 1 862             | 6 525            | 11                             | 7   | —          | 2          | 1          | 1         | —          | —          | —          | —             |
| 221                   | Utilities .....  | 129   | 1 862             | 6 525            | 11                             | 7   | —          | 2          | 1          | 1         | —          | —          | —          | —             |
| 23                    | <b>Construction</b> .....  | 1 797   | 12 789            | 59 654           | 268                            | 173   | 45         | 27         | 19         | 4         | —          | —          | —          | —             |
| 236                   | Construction of Buildings .....  | 493   | 3 482             | 16 634           | 90                             | 65  | 11         | 7          | 6          | 1         | —          | —          | —          | —             |
| 2361                  | Residential Building Construction .....                                  | 207   | 942               | 4 649            | 72                             | 59  | 10         | 3          | —          | —         | —          | —          | —          | —             |
| 23611                 | Residential Building Construction .....                                  | 207   | 942               | 4 649            | 72                             | 59  | 10         | 3          | —          | —         | —          | —          | —          | —             |
| 236115                | New Single-Family Housing Construction (except Operative Builders) ..... | 163   | 785               | 3 967            | 55                             | 46  | 7          | 2          | —          | —         | —          | —          | —          | —             |
| 2362                  | Nonresidential Building Construction .....                               | 286   | 2 540             | 11 985           | 18                             | 6   | 1          | 4          | 6          | 1         | —          | —          | —          | —             |
| 23622                 | Commercial and Institutional Building Construction .....                 | 286   | 2 540             | 11 985           | 18                             | 6   | 1          | 4          | 6          | 1         | —          | —          | —          | —             |
| 236220                | Commercial and Institutional Building Construction .....                 | 286   | 2 540             | 11 985           | 18                             | 6   | 1          | 4          | 6          | 1         | —          | —          | —          | —             |
| 237                   | Heavy and Civil Engineering Construction .....                           | 169   | 1 218             | 8 938            | 22                             | 13  | 2          | 4          | 3          | —         | —          | —          | —          | —             |
| 2373                  | Highway, Street, and Bridge Construction .....                           | 125   | 871               | 6 964            | 10                             | 4   | 1          | 2          | 3          | —         | —          | —          | —          | —             |
| 23731                 | Highway, Street, and Bridge Construction .....                           | 125   | 871               | 6 964            | 10                             | 4   | 1          | 2          | 3          | —         | —          | —          | —          | —             |
| 237310                | Highway, Street, and Bridge Construction ..                              | 125   | 871               | 6 964            | 10                             | 4   | 1          | 2          | 3          | —         | —          | —          | —          | —             |
| 238                   | Specialty Trade Contractors .....  | 1 135   | 8 089             | 34 082           | 156                            | 95  | 32         | 16         | 10         | 3         | —          | —          | —          | —             |
| 2381                  | Foundation, Structure, and Building Exterior Contractors .....           | 354   | 1 905             | 8 526            | 44                             | 23  | 14         | 4          | 1          | 2         | —          | —          | —          | —             |
| 23816                 | Roofing Contractors .....  | 105   | 840               | 3 397            | 8                              | 5   | 2          | —          | —          | 1         | —          | —          | —          | —             |
| 238160                | Roofing Contractors .....  | 105   | 840               | 3 397            | 8                              | 5   | 2          | —          | —          | 1         | —          | —          | —          | —             |
| 2382                  | Building Equipment Contractors .....                                     | 510   | 4 829             | 19 283           | 53                             | 30  | 8          | 7          | 7          | 1         | —          | —          | —          | —             |
| 23821                 | Electrical Contractors .....   | (C)   | (D)               | (D)              | 19                             | 12  | 2          | 2          | 3          | —         | —          | —          | —          | —             |
| 23822                 | Plumbing, Heating, and Air-Conditioning Contractors .....                | 329   | 3 099             | 12 433           | 32                             | 17  | 6          | 5          | 3          | 1         | —          | —          | —          | —             |
| 238220                | Plumbing, Heating, and Air-Conditioning Contractors .....                | 329   | 3 099             | 12 433           | 32                             | 17  | 6          | 5          | 3          | 1         | —          | —          | —          | —             |
| 2383                  | Building Finishing Contractors .....                                     | 158   | 851               | 3 797            | 35                             | 26  | 5          | 3          | 1          | —         | —          | —          | —          | —             |
| 2389                  | Other Specialty Trade Contractors .....                                  | 113   | 504               | 2 476            | 24                             | 16  | 5          | 2          | 1          | —         | —          | —          | —          | —             |
| 31-33                 | <b>Manufacturing</b> .....   | 5 422   | 50 823            | 190 911          | 103                            | 36  | 17         | 17         | 15         | 7         | 5          | 4          | 1          | 1             |
| 315                   | Apparel manufacturing .....  | (E)   | (D)               | (D)              | 3                              | 1   | —          | 1          | —          | —         | —          | 1          | —          | —             |
| 3152                  | Cut & sew apparel mfg .....  | (E)   | (D)               | (D)              | 3                              | 1   | —          | 1          | —          | —         | —          | 1          | —          | —             |
| 31522                 | Men's, boys' cut & sew apparel mfg .....                                 | (E)   | (D)               | (D)              | 2                              | 1   | —          | —          | —          | —         | —          | 1          | —          | —             |
| 321                   | Wood product mfg .....   | 243   | 1 306             | 5 381            | 8                              | 1   | 3          | 2          | 1          | —         | 1          | —          | —          | —             |
| 3219                  | Other wood product mfg .....   | (C)   | (D)               | (D)              | 7                              | 1   | 2          | 2          | 1          | —         | 1          | —          | —          | —             |
| 32191                 | Millwork .....   | (C)   | (D)               | (D)              | 3                              | —   | 1          | 1          | —          | —         | 1          | —          | —          | —             |
| 322                   | Paper mfg .....  | (G)   | (D)               | (D)              | 2                              | —   | —          | —          | 1          | —         | —          | —          | —          | 1             |
| 3221                  | Pulp, paper & paperboard mills .....                                     | (G)   | (D)               | (D)              | 1                              | —   | —          | —          | —          | —         | —          | —          | —          | 1             |
| 32212                 | Paper mills .....  | (G)   | (D)               | (D)              | 1                              | —   | —          | —          | —          | —         | —          | —          | —          | 1             |
| 325                   | Chemical mfg .....   | 265   | 2 712             | 10 418           | 3                              | —   | —          | —          | 1          | 1         | 1          | —          | —          | —             |
| 3251                  | Basic chemical mfg .....   | (C)   | (D)               | (D)              | 2                              | —   | —          | —          | 1          | —         | 1          | —          | —          | —             |
| 32519                 | Other basic organic chemical mfg .....                                   | (C)   | (D)               | (D)              | 1                              | —   | —          | —          | —          | —         | 1          | —          | —          | —             |
| 326                   | Plastics & rubber products mfg .....                                     | 494   | 4 888             | 19 509           | 6                              | —   | 1          | 1          | 2          | 1         | —          | 1          | —          | —             |
| 3261                  | Plastics product mfg .....   | (E)   | (D)               | (D)              | 4                              | —   | —          | 1          | 1          | 1         | —          | 1          | —          | —             |
| 32619                 | Other plastics product mfg .....   | (E)   | (D)               | (D)              | 1                              | —   | —          | —          | —          | —         | —          | 1          | —          | —             |
| 327                   | Nonmetallic mineral product mfg .....                                    | 381   | 3 868             | 15 544           | 11                             | 2   | 2          | 2          | 3          | 1         | 1          | —          | —          | —             |
| 3273                  | Cement & concrete product mfg .....                                      | (E)   | (D)               | (D)              | 9                              | 2   | 2          | 2          | 2          | —         | 1          | —          | —          | —             |
| 32731                 | Cement mfg .....   | (C)   | (D)               | (D)              | 1                              | —   | —          | —          | —          | —         | 1          | —          | —          | —             |
| 332                   | Fabricated metal product mfg .....                                       | 755   | 5 148             | 20 755           | 13                             | 5   | 3          | 3          | 1          | —         | —          | —          | 1          | —             |
| 3326                  | Spring & wire product mfg .....  | (F)   | (D)               | (D)              | 2                              | 1   | —          | —          | —          | —         | —          | —          | 1          | —             |
| 33261                 | Spring & wire product mfg .....  | (F)   | (D)               | (D)              | 2                              | 1   | —          | —          | —          | —         | —          | —          | 1          | —             |
| 335                   | Electrical equip, appliance & component mfg .....                        | 459   | 2 745             | 10 683           | 5                              | 2   | —          | 1          | —          | —         | 1          | 1          | —          | —             |
| 3359                  | Other electrical equipment & component mfg ...                           | (E)   | (D)               | (D)              | 2                              | —   | —          | —          | —          | —         | 1          | 1          | —          | —             |
| 33592                 | Communication & energy wire & cable mfg ...                              | (E)   | (D)               | (D)              | 1                              | —   | —          | —          | —          | —         | —          | 1          | —          | —             |
| 33593                 | Wiring device mfg .....  | (C)   | (D)               | (D)              | 1                              | —   | —          | —          | —          | —         | 1          | —          | —          | —             |
| 336                   | Transportation equipment mfg .....                                       | 570   | 4 343             | 16 888           | 8                              | 3   | 1          | 1          | —          | 1         | 1          | 1          | —          | —             |
| 3363                  | Motor vehicle parts mfg .....  | (E)   | (D)               | (D)              | 4                              | 2   | —          | 1          | —          | —         | —          | 1          | —          | —             |
| 33635                 | MV transmission & power train parts mfg .....                            | (E)   | (D)               | (D)              | 2                              | —   | —          | 1          | —          | —         | —          | 1          | —          | —             |
| 3365                  | Railroad rolling stock mfg .....   | (C)   | (D)               | (D)              | 1                              | —   | —          | —          | —          | —         | 1          | —          | —          | —             |
| 33651                 | Railroad rolling stock mfg .....   | (C)   | (D)               | (D)              | 1                              | —   | —          | —          | —          | —         | 1          | —          | —          | —             |
| 339                   | Miscellaneous mfg .....  | 174   | 1 274             | 4 571            | 11                             | 7   | 1          | —          | 1          | 2         | —          | —          | —          | —             |
| 3399                  | Other miscellaneous mfg .....  | 153   | 1 151             | 4 074            | 7                              | 4   | —          | —          | 1          | 2         | —          | —          | —          | —             |
| 33995                 | Sign mfg .....   | 153   | 1 151             | 4 074            | 7                              | 4   | —          | —          | 1          | 2         | —          | —          | —          | —             |
| 339950                | Sign mfg .....   | 153   | 1 151             | 4 074            | 7                              | 4   | —          | —          | 1          | 2         | —          | —          | —          | —             |

See footnotes at end of table.

**Table 6. Counties—Employees, Payroll, and Establishments by Industry: 2003—Con.**

[Excludes most government employees, railroad employees, and self-employed persons. Size class 1 to 4 includes establishments with payroll, but no employees, during mid-March pay period. (D) denotes figures withheld to avoid disclosing data for individual companies; the data are included in broader industry totals. Detailed industries with 100 or more employees are shown if industry was not a (D). For explanation of terms, abbreviations, and data reliability/comparability, see introductory text]

| NAICS code                 | Industry   | Number of employees for week including March 12 | Payroll (\$1,000) |                | Total number of establishments | Number of establishments by employment-size class |            |           |           |           |            |            |            |               |
|----------------------------|--|---|-------------------|----------------|--------------------------------|---|------------|-----------|-----------|-----------|------------|------------|------------|---------------|
|                            |  |   | First quarter     | Annual         |                                | 1 to 4  | 5 to 9     | 10 to 19  | 20 to 49  | 50 to 99  | 100 to 249 | 250 to 499 | 500 to 999 | 1,000 or more |
| <b>CAPE GIRARDEAU—Con.</b> |  |   |                   |                |                                |   |            |           |           |           |            |            |            |               |
| <b>42</b>                  | <b>Wholesale trade</b>   | <b>1 912</b>                                    | <b>15 423</b>     | <b>59 639</b>  | <b>150</b>                     | <b>57</b>   | <b>43</b>  | <b>26</b> | <b>14</b> | <b>9</b>  | <b>1</b>   | —          | —          | —             |
| 423                        | Merchant Wholesalers, Durable Goods                                      | 1 336   | 11 178            | 41 822         | 99                             | 31  | 31         | 20        | 10        | 6         | 1          | —          | —          | —             |
| 4231                       | Motor Vehicle and Motor Vehicle Parts and Supplies Merchant Wholesalers  | 371   | 3 393             | 11 114         | 17                             | 4   | 4          | 2         | 4         | 3         | —          | —          | —          | —             |
| 42312                      | Motor Vehicle Supplies and New Parts Merchant Wholesalers                | 202   | 2 132             | 6 653          | 8                              | 1   | 3          | 1         | 1         | 2         | —          | —          | —          | —             |
| 423120                     | Motor Vehicle Supplies and New Parts Merchant Wholesalers                | 202   | 2 132             | 6 653          | 8                              | 1   | 3          | 1         | 1         | 2         | —          | —          | —          | —             |
| 4234                       | Professional and Commercial Equipment and Supplies Merchant Wholesalers  | 136   | 1 600             | 4 499          | 10                             | 3   | 1          | 5         | —         | 1         | —          | —          | —          | —             |
| 4236                       | Electrical and Electronic Goods Merchant Wholesalers                     | 158   | 1 377             | 5 665          | 11                             | 2   | 4          | 2         | 2         | 1         | —          | —          | —          | —             |
| 42361                      | Electrical Apparatus and Equipment, Wiring Supplies, and Related Equipme | 104   | 993               | 3 976          | 4                              | —   | 1          | —         | 2         | 1         | —          | —          | —          | —             |
| 423610                     | Electrical Apparatus and Equipment, Wiring Supplies, and Related Equipme | 104   | 993               | 3 976          | 4                              | —   | 1          | —         | 2         | 1         | —          | —          | —          | —             |
| 4238                       | Machinery, Equipment, and Supplies Merchant Wholesalers                  | 267   | 2 008             | 8 833          | 28                             | 5   | 14         | 7         | 1         | 1         | —          | —          | —          | —             |
| 42383                      | Industrial Machinery and Equipment Merchant Wholesalers                  | 121   | 977               | 4 098          | 12                             | 2   | 8          | 1         | —         | 1         | —          | —          | —          | —             |
| 423830                     | Industrial Machinery and Equipment Merchant Wholesalers                  | 121   | 977               | 4 098          | 12                             | 2   | 8          | 1         | —         | 1         | —          | —          | —          | —             |
| 4239                       | Miscellaneous Durable Goods Merchant Wholesalers                         | 246   | 1 735             | 6 766          | 11                             | 4   | 3          | 1         | 2         | —         | 1          | —          | —          | —             |
| 42399                      | Other Miscellaneous Durable Goods Merchant Wholesalers                   | (C)   | (D)               | (D)            | 5                              | 1   | 2          | —         | 1         | —         | 1          | —          | —          | —             |
| 424                        | Merchant Wholesalers, Nondurable Goods                                   | 561   | 4 174             | 17 412         | 43                             | 19  | 11         | 6         | 4         | 3         | —          | —          | —          | —             |
| 4244                       | Grocery and Related Product Wholesalers                                  | 184   | 1 544             | 6 137          | 13                             | 4   | 5          | 2         | 1         | 1         | —          | —          | —          | —             |
| 42449                      | Other Grocery and Related Products Merchant Wholesalers                  | 117   | 1 000             | 3 773          | 6                              | 2   | 2          | 1         | —         | 1         | —          | —          | —          | —             |
| 424490                     | Other Grocery and Related Products Merchant Wholesalers                  | 117   | 1 000             | 3 773          | 6                              | 2   | 2          | 1         | —         | 1         | —          | —          | —          | —             |
| <b>44-45</b>               | <b>Retail trade</b>  | <b>5 892</b>                                    | <b>25 644</b>     | <b>107 520</b> | <b>457</b>                     | <b>191</b>  | <b>119</b> | <b>89</b> | <b>39</b> | <b>11</b> | <b>7</b>   | <b>1</b>   | —          | —             |
| 441                        | Motor vehicle & parts dealers  | 849   | 5 386             | 23 333         | 63                             | 24  | 12         | 11        | 13        | 3         | —          | —          | —          | —             |
| 4411                       | Automobile dealers   | 579   | 3 926             | 16 860         | 34                             | 15  | 3          | 3         | 10        | 3         | —          | —          | —          | —             |
| 44111                      | New car dealers  | 483   | 3 307             | 14 036         | 16                             | 3   | —          | 2         | 8         | 3         | —          | —          | —          | —             |
| 441110                     | New car dealers  | 483   | 3 307             | 14 036         | 16                             | 3   | —          | 2         | 8         | 3         | —          | —          | —          | —             |
| 4413                       | Automotive parts, accessories & tire stores                              | 218   | 1 162             | 4 910          | 22                             | 6   | 8          | 5         | 3         | —         | —          | —          | —          | —             |
| 44132                      | Tire dealers   | 122   | 714               | 3 001          | 11                             | 2   | 4          | 3         | 2         | —         | —          | —          | —          | —             |
| 441320                     | Tire dealers   | 122   | 714               | 3 001          | 11                             | 2   | 4          | 3         | 2         | —         | —          | —          | —          | —             |
| 442                        | Furniture & home furnishing stores                                       | 204   | 960               | 4 170          | 26                             | 12  | 4          | 8         | 2         | —         | —          | —          | —          | —             |
| 4421                       | Furniture stores   | 108   | 609               | 2 636          | 10                             | 3   | 2          | 3         | 2         | —         | —          | —          | —          | —             |
| 44211                      | Furniture stores   | 108   | 609               | 2 636          | 10                             | 3   | 2          | 3         | 2         | —         | —          | —          | —          | —             |
| 442110                     | Furniture stores   | 108   | 609               | 2 636          | 10                             | 3   | 2          | 3         | 2         | —         | —          | —          | —          | —             |
| 443                        | Electronics & appliance stores   | 289   | 1 424             | 5 765          | 23                             | 11  | 7          | 2         | 1         | 2         | —          | —          | —          | —             |
| 4431                       | Electronics & appliance stores   | 289   | 1 424             | 5 765          | 23                             | 11  | 7          | 2         | 1         | 2         | —          | —          | —          | —             |
| 44311                      | Appliance, TV & all other electronics stores                             | 245   | 1 256             | 5 003          | 15                             | 7   | 4          | 1         | 1         | 2         | —          | —          | —          | —             |
| 443112                     | Radio, television & other electronics stores                             | 227   | 1 191             | 4 718          | 9                              | 2   | 3          | 1         | 1         | 2         | —          | —          | —          | —             |
| 444                        | Bldg material & garden equip & supp dealers                              | 587   | 3 305             | 14 275         | 45                             | 15  | 12         | 12        | 4         | 1         | 1          | —          | —          | —             |
| 4441                       | Building material & supplies dealers                                     | 444   | 2 674             | 11 307         | 29                             | 10  | 8          | 6         | 3         | 1         | 1          | —          | —          | —             |
| 44411                      | Home centers   | 222   | 1 150             | 4 828          | 4                              | 1   | —          | —         | 1         | 1         | 1          | —          | —          | —             |
| 444110                     | Home centers   | 222   | 1 150             | 4 828          | 4                              | 1   | —          | —         | 1         | 1         | 1          | —          | —          | —             |
| 44419                      | Other building material dealers  | 200   | 1 422             | 6 200          | 19                             | 5   | 7          | 5         | 2         | —         | —          | —          | —          | —             |
| 444190                     | Other building material dealers  | 200   | 1 422             | 6 200          | 19                             | 5   | 7          | 5         | 2         | —         | —          | —          | —          | —             |
| 4442                       | Lawn & garden equip & supplies stores                                    | 143   | 631               | 2 968          | 16                             | 5   | 4          | 6         | 1         | —         | —          | —          | —          | —             |
| 44422                      | Nursery & garden centers   | (C)   | (D)               | (D)            | 14                             | 4   | 3          | 6         | 1         | —         | —          | —          | —          | —             |
| 445                        | Food & beverage stores   | 463   | 1 584             | 6 395          | 26                             | 10  | 6          | 5         | 3         | —         | 2          | —          | —          | —             |
| 4451                       | Grocery stores   | (E)   | (D)               | (D)            | 15                             | 3   | 4          | 3         | 3         | —         | 2          | —          | —          | —             |
| 44511                      | Grocery (except convenience) stores                                      | 410   | 1 463             | 6 001          | 14                             | 3   | 3          | 3         | 3         | —         | 2          | —          | —          | —             |
| 445110                     | Grocery (except convenience) stores                                      | 410   | 1 463             | 6 001          | 14                             | 3   | 3          | 3         | 3         | —         | 2          | —          | —          | —             |
| 446                        | Health & personal care stores  | 238   | 1 371             | 5 951          | 25                             | 10  | 8          | 4         | 2         | 1         | —          | —          | —          | —             |
| 4461                       | Health & personal care stores  | 238   | 1 371             | 5 951          | 25                             | 10  | 8          | 4         | 2         | 1         | —          | —          | —          | —             |
| 44611                      | Pharmacies & drug stores   | 174   | 1 051             | 4 685          | 13                             | 4   | 3          | 3         | 2         | 1         | —          | —          | —          | —             |
| 446110                     | Pharmacies & drug stores   | 174   | 1 051             | 4 685          | 13                             | 4   | 3          | 3         | 2         | 1         | —          | —          | —          | —             |
| 447                        | Gasoline stations  | 462   | 1 258             | 5 471          | 52                             | 17  | 12         | 21        | 2         | —         | —          | —          | —          | —             |
| 4471                       | Gasoline stations  | 462   | 1 258             | 5 471          | 52                             | 17  | 12         | 21        | 2         | —         | —          | —          | —          | —             |
| 44711                      | Gasoline stations with convenience stores                                | 389   | 1 007             | 4 383          | 42                             | 10  | 12         | 19        | 1         | —         | —          | —          | —          | —             |
| 447110                     | Gasoline stations with convenience stores                                | 389   | 1 007             | 4 383          | 42                             | 10  | 12         | 19        | 1         | —         | —          | —          | —          | —             |
| 448                        | Clothing & clothing accessories stores                                   | 478   | 1 458             | 6 092          | 74                             | 34  | 27         | 9         | 4         | —         | —          | —          | —          | —             |
| 4481                       | Clothing stores  | 318   | 922               | 3 771          | 46                             | 20  | 16         | 7         | 3         | —         | —          | —          | —          | —             |
| 44812                      | Women's clothing stores  | 118   | 334               | 1 547          | 19                             | 9   | 7          | 2         | 1         | —         | —          | —          | —          | —             |
| 448120                     | Women's clothing stores  | 118   | 334               | 1 547          | 19                             | 9   | 7          | 2         | 1         | —         | —          | —          | —          | —             |
| 44814                      | Family clothing stores   | 110   | 334               | 1 193          | 9                              | 1   | 2          | 4         | 2         | —         | —          | —          | —          | —             |
| 448140                     | Family clothing stores   | 110   | 334               | 1 193          | 9                              | 1   | 2          | 4         | 2         | —         | —          | —          | —          | —             |
| 4482                       | Shoe stores  | 108   | 276               | 1 257          | 16                             | 6   | 8          | 1         | 1         | —         | —          | —          | —          | —             |
| 44821                      | Shoe stores  | 108   | 276               | 1 257          | 16                             | 6   | 8          | 1         | 1         | —         | —          | —          | —          | —             |
| 448210                     | Shoe stores  | 108   | 276               | 1 257          | 16                             | 6   | 8          | 1         | 1         | —         | —          | —          | —          | —             |
| 451                        | Sporting goods, hobby, book & music stores                               | 287   | 972               | 3 752          | 30                             | 14  | 6          | 5         | 5         | —         | —          | —          | —          | —             |
| 4511                       | Sporting goods, hobby, musical instrument stores                         | 198   | 759               | 2 882          | 23                             | 12  | 5          | 3         | 3         | —         | —          | —          | —          | —             |

See footnotes at end of table.

**Table 6. Counties—Employees, Payroll, and Establishments by Industry: 2003—Con.**

[Excludes most government employees, railroad employees, and self-employed persons. Size class 1 to 4 includes establishments with payroll, but no employees, during mid-March pay period. (D) denotes figures withheld to avoid disclosing data for individual companies; the data are included in broader industry totals. Detailed industries with 100 or more employees are shown if industry was not a (D). For explanation of terms, abbreviations, and data reliability/comparability, see introductory text]

| NAICS code                     | Industry   | Number of employees for week including March 12 | Payroll (\$1,000) |               | Total number of establishments | Number of establishments by employment-size class |           |           |           |          |            |            |            |               |  |
|--------------------------------|--|---|-------------------|---------------|--------------------------------|---|-----------|-----------|-----------|----------|------------|------------|------------|---------------|--|
|                                |  |   | First quarter     | Annual        |                                | 1 to 4  | 5 to 9    | 10 to 19  | 20 to 49  | 50 to 99 | 100 to 249 | 250 to 499 | 500 to 999 | 1,000 or more |  |
| <b>CAPE GIRARDEAU—Con.</b>     |  |   |                   |               |                                |   |           |           |           |          |            |            |            |               |  |
| <b>44-45 Retail trade—Con.</b> |  |   |                   |               |                                |   |           |           |           |          |            |            |            |               |  |
| 452                            | General merchandise stores .....                               | 1 633   | 6 631             | 26 890        | 21                             | 3   | 7         | 1         | 1         | 4        | 4          | 1          | -          | -             |  |
| 4521                           | Department stores .....  | (F)   | (D)               | (D)           | 7                              | 1   | -         | -         | -         | 4        | 2          | -          | -          | -             |  |
| 45211                          | Department stores .....  | (F)   | (D)               | (D)           | 7                              | 1   | -         | -         | -         | 4        | 2          | -          | -          | -             |  |
| 452111                         | Department Stores (except Discount Department Stores) .....    | 459   | 1 627             | 6 573         | 3                              | -   | -         | -         | -         | 1        | 2          | -          | -          | -             |  |
| 4529                           | Other general merchandise stores .....                         | (F)   | (D)               | (D)           | 14                             | 2   | 7         | 1         | 1         | -        | 2          | 1          | -          | -             |  |
| 45291                          | Warehouse clubs & superstores .....                            | (F)   | (D)               | (D)           | 3                              | -   | -         | -         | -         | -        | 2          | 1          | -          | -             |  |
| 453                            | Miscellaneous store retailers .....                            | 327   | 888               | 3 707         | 56                             | 31  | 14        | 9         | 2         | -        | -          | -          | -          | -             |  |
| 4532                           | Office supplies, stationery & gift stores .....                | (C)   | (D)               | (D)           | 16                             | 6   | 5         | 4         | 1         | -        | -          | -          | -          | -             |  |
| 4539                           | Other miscellaneous store retailers .....                      | 112   | 400               | 1 681         | 19                             | 11  | 5         | 2         | 1         | -        | -          | -          | -          | -             |  |
| <b>48-49</b>                   | <b>Transportation &amp; warehousing .....</b>                  | <b>1 400</b>                                    | <b>10 891</b>     | <b>44 499</b> | <b>80</b>                      | <b>33</b>   | <b>13</b> | <b>15</b> | <b>12</b> | <b>5</b> | <b>2</b>   | -          | -          | -             |  |
| 483                            | Water transportation .....                                     | (E)   | (D)               | (D)           | 2                              | -   | -         | -         | -         | 1        | 1          | -          | -          | -             |  |
| 4831                           | Deep sea, coastal & Great Lakes water trans. . .               | (E)   | (D)               | (D)           | 2                              | -   | -         | -         | -         | 1        | 1          | -          | -          | -             |  |
| 48311                          | Deep sea, coastal & Great Lakes water trans. . .               | (E)   | (D)               | (D)           | 2                              | -   | -         | -         | -         | 1        | 1          | -          | -          | -             |  |
| 484                            | Truck transportation .....                                     | 675   | 5 160             | 21 283        | 50                             | 26  | 6         | 8         | 7         | 2        | 1          | -          | -          | -             |  |
| 4841                           | General freight trucking .....                                 | (F)   | (D)               | (D)           | 35                             | 18  | 3         | 4         | 7         | 2        | 1          | -          | -          | -             |  |
| 48412                          | General freight trucking, long-distance .....                  | 526   | 4 178             | 17 336        | 30                             | 14  | 3         | 4         | 7         | 1        | 1          | -          | -          | -             |  |
| 484121                         | General freight trucking, long-distance, TL .....              | 332   | 2 706             | 11 450        | 24                             | 11  | 3         | 4         | 5         | 1        | -          | -          | -          | -             |  |
| 484122                         | General freight trucking, long-distance, LTL .....             | 194   | 1 472             | 5 886         | 6                              | 3   | -         | -         | 2         | -        | 1          | -          | -          | -             |  |
| 485                            | Transit & ground passenger transportation .....                | 184   | 559               | 2 247         | 8                              | -   | 1         | 4         | 2         | 1        | -          | -          | -          | -             |  |
| 4854                           | School & employee bus transportation .....                     | (C)   | (D)               | (D)           | 5                              | -   | 1         | 2         | 1         | 1        | -          | -          | -          | -             |  |
| 48541                          | School & employee bus transportation .....                     | (C)   | (D)               | (D)           | 5                              | -   | 1         | 2         | 1         | 1        | -          | -          | -          | -             |  |
| 493                            | Warehousing & storage .....                                    | 126   | 953               | 4 031         | 6                              | 2   | 1         | 1         | 1         | 1        | -          | -          | -          | -             |  |
| 4931                           | Warehousing & storage .....                                    | 126   | 953               | 4 031         | 6                              | 2   | 1         | 1         | 1         | 1        | -          | -          | -          | -             |  |
| 49311                          | General warehousing & storage .....                            | (C)   | (D)               | (D)           | 4                              | 1   | -         | -         | 1         | 1        | -          | -          | -          | -             |  |
| <b>51</b>                      | <b>Information .....</b>                                       | <b>852</b>                                      | <b>8 456</b>      | <b>34 740</b> | <b>35</b>                      | <b>15</b>   | <b>4</b>  | <b>5</b>  | <b>8</b>  | <b>1</b> | <b>2</b>   | -          | -          | -             |  |
| 511                            | Publishing industries .....                                    | (C)   | (D)               | (D)           | 4                              | 2   | -         | 1         | -         | -        | 1          | -          | -          | -             |  |
| 5111                           | Newspaper, periodical, book, database publishers .....         | (C)   | (D)               | (D)           | 4                              | 2   | -         | 1         | -         | -        | 1          | -          | -          | -             |  |
| 51111                          | Newspaper publishers .....                                     | (C)   | (D)               | (D)           | 2                              | -   | -         | 1         | -         | -        | 1          | -          | -          | -             |  |
| 515                            | Broadcasting (except Internet) .....                           | 186   | 1 627             | 6 571         | 5                              | 1   | -         | 1         | 2         | 1        | -          | -          | -          | -             |  |
| 5151                           | Radio and Television Broadcasting .....                        | 186   | 1 627             | 6 571         | 5                              | 1   | -         | 1         | 2         | 1        | -          | -          | -          | -             |  |
| 51512                          | Television Broadcasting .....                                  | (C)   | (D)               | (D)           | 2                              | -   | -         | -         | 1         | 1        | -          | -          | -          | -             |  |
| 517                            | Telecommunications .....                                       | 391   | 5 219             | 21 249        | 20                             | 9   | 3         | 2         | 5         | -        | 1          | -          | -          | -             |  |
| 5171                           | Wired Telecommunications Carriers .....                        | (E)   | (D)               | (D)           | 12                             | 5   | 3         | -         | 3         | -        | 1          | -          | -          | -             |  |
| 51711                          | Wired Telecommunications Carriers .....                        | (E)   | (D)               | (D)           | 12                             | 5   | 3         | -         | 3         | -        | 1          | -          | -          | -             |  |
| <b>52</b>                      | <b>Finance &amp; insurance .....</b>                           | <b>1 203</b>                                    | <b>10 395</b>     | <b>41 746</b> | <b>159</b>                     | <b>104</b>  | <b>26</b> | <b>19</b> | <b>9</b>  | -        | -          | <b>1</b>   | -          | -             |  |
| 522                            | Credit intermediation & related activities .....               | 515   | 4 555             | 17 871        | 58                             | 22  | 15        | 14        | 7         | -        | -          | -          | -          | -             |  |
| 5221                           | Depository credit intermediation .....                         | (E)   | (D)               | (D)           | 33                             | 7   | 8         | 12        | 6         | -        | -          | -          | -          | -             |  |
| 52211                          | Commercial banking .....                                       | 382   | 3 367             | 13 100        | 32                             | 7   | 8         | 11        | 6         | -        | -          | -          | -          | -             |  |
| 522110                         | Commercial banking .....                                       | 382   | 3 367             | 13 100        | 32                             | 7   | 8         | 11        | 6         | -        | -          | -          | -          | -             |  |
| 5222                           | Nondepository credit intermediation .....                      | 103   | 952               | 3 844         | 19                             | 11  | 5         | 2         | 1         | -        | -          | -          | -          | -             |  |
| 52229                          | Other nondepository credit intermediation .....                | 103   | 952               | 3 844         | 19                             | 11  | 5         | 2         | 1         | -        | -          | -          | -          | -             |  |
| 524                            | Insurance carriers & related activities .....                  | 595   | 4 500             | 18 642        | 74                             | 59  | 9         | 4         | 1         | -        | -          | 1          | -          | -             |  |
| 5241                           | Insurance carriers .....                                       | 379   | 3 294             | 13 089        | 9                              | 4   | 2         | 2         | -         | -        | -          | 1          | -          | -             |  |
| 52411                          | Direct life, health, medical insurance carriers .....          | (E)   | (D)               | (D)           | 6                              | 3   | 1         | 1         | -         | -        | -          | 1          | -          | -             |  |
| 5242                           | Agencies & other insurance related activities .....            | 216   | 1 206             | 5 553         | 65                             | 55  | 7         | 2         | 1         | -        | -          | -          | -          | -             |  |
| 52421                          | Insurance agencies & brokerages .....                          | (C)   | (D)               | (D)           | 63                             | 54  | 7         | 2         | -         | -        | -          | -          | -          | -             |  |
| <b>53</b>                      | <b>Real estate &amp; rental &amp; leasing .....</b>            | <b>411</b>                                      | <b>2 072</b>      | <b>9 236</b>  | <b>103</b>                     | <b>78</b>   | <b>14</b> | <b>10</b> | <b>1</b>  | -        | -          | -          | -          | -             |  |
| 531                            | Real estate .....  | 216   | 1 028             | 4 610         | 76                             | 66  | 7         | 2         | 1         | -        | -          | -          | -          | -             |  |
| 532                            | Rental & leasing services .....                                | 195   | 1 044             | 4 626         | 27                             | 12  | 7         | 8         | -         | -        | -          | -          | -          | -             |  |
| <b>54</b>                      | <b>Professional, scientific &amp; technical services .....</b> | <b>990</b>                                      | <b>5 511</b>      | <b>24 172</b> | <b>153</b>                     | <b>83</b>   | <b>38</b> | <b>23</b> | <b>8</b>  | -        | <b>1</b>   | -          | -          | -             |  |
| 541                            | Professional, scientific & technical services .....            | 990   | 5 511             | 24 172        | 153                            | 83  | 38        | 23        | 8         | -        | 1          | -          | -          | -             |  |
| 5411                           | Legal services .....   | 207   | 1 224             | 5 649         | 36                             | 21  | 9         | 3         | 3         | -        | -          | -          | -          | -             |  |
| 54111                          | Offices of lawyers .....                                       | 159   | 954               | 4 477         | 32                             | 19  | 9         | 3         | 1         | -        | -          | -          | -          | -             |  |
| 541110                         | Offices of lawyers .....                                       | 159   | 954               | 4 477         | 32                             | 19  | 9         | 3         | 1         | -        | -          | -          | -          | -             |  |
| 5412                           | Accounting, tax prep, bookkeep, payroll services .....         | 356   | 2 041             | 8 347         | 38                             | 18  | 11        | 5         | 3         | -        | 1          | -          | -          | -             |  |
| 54121                          | Accounting, tax prep, bookkeep, payroll services .....         | 356   | 2 041             | 8 347         | 38                             | 18  | 11        | 5         | 3         | -        | 1          | -          | -          | -             |  |
| 541211                         | Offices of certified public accountants .....                  | 117   | 860               | 3 524         | 15                             | 6   | 5         | 3         | 1         | -        | -          | -          | -          | -             |  |
| 541219                         | Other accounting services .....                                | 151   | 918               | 4 095         | 13                             | 7   | 5         | -         | -         | -        | 1          | -          | -          | -             |  |
| 5419                           | Oth professional, scientific, technical services .....         | 155   | 439               | 2 035         | 25                             | 10  | 8         | 7         | -         | -        | -          | -          | -          | -             |  |
| <b>55</b>                      | <b>Management of companies &amp; enterprises .....</b>         | <b>1 084</b>                                    | <b>16 991</b>     | <b>82 607</b> | <b>12</b>                      | <b>1</b>  | <b>4</b>  | <b>1</b>  | <b>2</b>  | <b>2</b> | <b>1</b>   | -          | <b>1</b>   | -             |  |
| 551                            | Management of companies & enterprises .....                    | 1 084   | 16 991            | 82 607        | 12                             | 1   | 4         | 1         | 2         | 2        | 1          | -          | 1          | -             |  |
| 5511                           | Management of companies & enterprises .....                    | 1 084   | 16 991            | 82 607        | 12                             | 1   | 4         | 1         | 2         | 2        | 1          | -          | 1          | -             |  |
| 55111                          | Management of companies & enterprises .....                    | 1 084   | 16 991            | 82 607        | 12                             | 1   | 4         | 1         | 2         | 2        | 1          | -          | 1          | -             |  |

See footnotes at end of table.

**Table 6. Counties—Employees, Payroll, and Establishments by Industry: 2003—Con.**

[Excludes most government employees, railroad employees, and self-employed persons. Size class 1 to 4 includes establishments with payroll, but no employees, during mid-March pay period. (D) denotes figures withheld to avoid disclosing data for individual companies; the data are included in broader industry totals. Detailed industries with 100 or more employees are shown if industry was not a (D). For explanation of terms, abbreviations, and data reliability/comparability, see introductory text]

| NAICS code                 | Industry  | Number of employees for week including March 12 | Payroll (\$1,000) |                | Total number of establishments | Number of establishments by employment-size class |           |           |           |           |            |            |            |               |  |
|----------------------------|---|---|-------------------|----------------|--------------------------------|---|-----------|-----------|-----------|-----------|------------|------------|------------|---------------|--|
|                            |   |   | First quarter     | Annual         |                                | 1 to 4  | 5 to 9    | 10 to 19  | 20 to 49  | 50 to 99  | 100 to 249 | 250 to 499 | 500 to 999 | 1,000 or more |  |
| <b>CAPE GIRARDEAU—Con.</b> |   |   |                   |                |                                |   |           |           |           |           |            |            |            |               |  |
| <b>56</b>                  | <b>Admin, support, waste mgmt, remediation services</b> | <b>2 062</b>                                    | <b>8 682</b>      | <b>36 146</b>  | <b>100</b>                     | <b>62</b>   | <b>19</b> | <b>8</b>  | <b>3</b>  | <b>3</b>  | <b>2</b>   | <b>3</b>   | —          | —             |  |
| 561                        | Administrative & support services                       | 1 995   | 8 208             | 34 065         | 94                             | 59  | 17        | 8         | 2         | 3         | 2          | 3          | —          | —             |  |
| 5613                       | Employment services                                     | 1 102   | 4 801             | 19 766         | 8                              | 2   | 2         | —         | —         | 1         | —          | 3          | —          | —             |  |
| 56132                      | Temporary help services (F)                             | (D)   | (D)               | (D)            | 5                              | 1   | 1         | —         | —         | 1         | —          | 2          | —          | —             |  |
| 56133                      | Employee leasing services (E)                           | (D)   | (D)               | (D)            | 1                              | —   | —         | —         | —         | —         | —          | 1          | —          | —             |  |
| 5617                       | Services to buildings & dwellings                       | 364   | 1 413             | 5 727          | 42                             | 32  | 5         | 3         | 1         | —         | 1          | —          | —          | —             |  |
| 56172                      | Janitorial services                                     | 281   | 1 060             | 3 836          | 16                             | 11  | 2         | 1         | 1         | —         | 1          | —          | —          | —             |  |
| 561720                     | Janitorial services                                     | 281   | 1 060             | 3 836          | 16                             | 11  | 2         | 1         | 1         | —         | 1          | —          | —          | —             |  |
| 5619                       | Other support services                                  | 389   | 1 187             | 4 952          | 14                             | 6   | 3         | 1         | 1         | 2         | 1          | —          | —          | —             |  |
| 56199                      | All other support services (E)                          | (D)   | (D)               | (D)            | 11                             | 5   | 3         | —         | —         | 2         | 1          | —          | —          | —             |  |
| <b>61</b>                  | <b>Educational services</b>                             | <b>225</b>                                      | <b>1 012</b>      | <b>4 185</b>   | <b>20</b>                      | <b>10</b>   | <b>4</b>  | <b>2</b>  | <b>2</b>  | <b>2</b>  | —          | —          | —          | —             |  |
| 611                        | Educational services                                    | 225   | 1 012             | 4 185          | 20                             | 10  | 4         | 2         | 2         | 2         | —          | —          | —          | —             |  |
| 6111                       | Elementary & secondary schools                          | 112   | 530               | 2 171          | 5                              | —   | 2         | —         | 2         | 1         | —          | —          | —          | —             |  |
| 61111                      | Elementary & secondary schools                          | 112   | 530               | 2 171          | 5                              | —   | 2         | —         | 2         | 1         | —          | —          | —          | —             |  |
| 611110                     | Elementary & secondary schools                          | 112   | 530               | 2 171          | 5                              | —   | 2         | —         | 2         | 1         | —          | —          | —          | —             |  |
| <b>62</b>                  | <b>Health care and social assistance</b>                | <b>8 119</b>                                    | <b>60 876</b>     | <b>256 082</b> | <b>267</b>                     | <b>101</b>  | <b>62</b> | <b>54</b> | <b>29</b> | <b>10</b> | <b>6</b>   | <b>2</b>   | <b>1</b>   | <b>2</b>      |  |
| 621                        | Ambulatory health care services                         | 2 988   | 26 143            | 117 226        | 194                            | 80  | 48        | 39        | 19        | 4         | 2          | 1          | 1          | —             |  |
| 6211                       | Offices of physicians                                   | 919   | 16 306            | 74 796         | 78                             | 30  | 18        | 20        | 7         | 2         | 1          | —          | —          | —             |  |
| 62111                      | Offices of physicians                                   | 919   | 16 306            | 74 796         | 78                             | 30  | 18        | 20        | 7         | 2         | 1          | —          | —          | —             |  |
| 6212                       | Offices of dentists                                     | 254   | 1 482             | 7 456          | 32                             | 10  | 12        | 9         | 1         | —         | —          | —          | —          | —             |  |
| 62121                      | Offices of dentists                                     | 254   | 1 482             | 7 456          | 32                             | 10  | 12        | 9         | 1         | —         | —          | —          | —          | —             |  |
| 621210                     | Offices of dentists                                     | 254   | 1 482             | 7 456          | 32                             | 10  | 12        | 9         | 1         | —         | —          | —          | —          | —             |  |
| 6213                       | Offices of other health practitioners                   | 219   | 1 418             | 6 032          | 43                             | 30  | 9         | 2         | 2         | —         | —          | —          | —          | —             |  |
| 62134                      | Offices of PT, OT, speech therapy & audiology           | 116   | 865               | 3 600          | 13                             | 8   | 2         | 1         | 2         | —         | —          | —          | —          | —             |  |
| 621340                     | Offices of PT, OT, speech therapy & audiology           | 116   | 865               | 3 600          | 13                             | 8   | 2         | 1         | 2         | —         | —          | —          | —          | —             |  |
| 6214                       | Outpatient care centers                                 | 366   | 2 384             | 10 018         | 24                             | 4   | 7         | 5         | 8         | —         | —          | —          | —          | —             |  |
| 62149                      | Other outpatient care centers                           | 298   | 2 075             | 8 764          | 18                             | 3   | 3         | 5         | 7         | —         | —          | —          | —          | —             |  |
| 621493                     | Freestanding ambulatory surgery, emergency ctr.         | 161   | 1 091             | 4 384          | 9                              | 1   | 1         | 3         | 4         | —         | —          | —          | —          | —             |  |
| 6216                       | Home health care services                               | 1 133   | 3 945             | 16 389         | 7                              | 2   | —         | —         | —         | 2         | 1          | 1          | 1          | —             |  |
| 62161                      | Home health care services                               | 1 133   | 3 945             | 16 389         | 7                              | 2   | —         | —         | —         | 2         | 1          | 1          | 1          | —             |  |
| 621610                     | Home health care services                               | 1 133   | 3 945             | 16 389         | 7                              | 2   | —         | —         | —         | 2         | 1          | 1          | 1          | —             |  |
| 622                        | Hospitals   | (H)   | (D)               | (D)            | 2                              | —   | —         | —         | —         | —         | —          | —          | —          | 2             |  |
| 6221                       | General medical & surgical hospitals                    | (H)   | (D)               | (D)            | 2                              | —   | —         | —         | —         | —         | —          | —          | —          | 2             |  |
| 62211                      | General medical & surgical hospitals                    | (H)   | (D)               | (D)            | 2                              | —   | —         | —         | —         | —         | —          | —          | —          | 2             |  |
| 623                        | Nursing & residential care facilities                   | 1 313   | 5 119             | 22 240         | 19                             | 3   | 1         | 2         | 5         | 4         | 3          | 1          | —          | —             |  |
| 6231                       | Nursing care facilities                                 | 994   | 3 779             | 16 872         | 9                              | 1   | —         | —         | 2         | 3         | 2          | 1          | —          | —             |  |
| 62311                      | Nursing care facilities                                 | 994   | 3 779             | 16 872         | 9                              | 1   | —         | —         | 2         | 3         | 2          | 1          | —          | —             |  |
| 623110                     | Nursing care facilities                                 | 994   | 3 779             | 16 872         | 9                              | 1   | —         | —         | 2         | 3         | 2          | 1          | —          | —             |  |
| 6232                       | Residential mental retardation, health facil.           | 118   | 473               | 2 011          | 6                              | 1   | 1         | 1         | 2         | 1         | —          | —          | —          | —             |  |
| 62322                      | Residential mental health, subst abuse facil.           | 118   | 473               | 2 011          | 6                              | 1   | 1         | 1         | 2         | 1         | —          | —          | —          | —             |  |
| 623220                     | Residential mental health, subst abuse facil.           | 118   | 473               | 2 011          | 6                              | 1   | 1         | 1         | 2         | 1         | —          | —          | —          | —             |  |
| 6233                       | Community care facilities for the elderly               | (C)   | (D)               | (D)            | 3                              | 1   | —         | —         | 1         | —         | 1          | —          | —          | —             |  |
| 62331                      | Community care facilities for the elderly               | (C)   | (D)               | (D)            | 3                              | 1   | —         | —         | 1         | —         | 1          | —          | —          | —             |  |
| 624                        | Social assistance                                       | (F)   | (D)               | (D)            | 52                             | 18  | 13        | 13        | 5         | 2         | 1          | —          | —          | —             |  |
| 6241                       | Individual & family services                            | 258   | 1 319             | 5 255          | 19                             | 8   | 4         | 4         | 2         | —         | 1          | —          | —          | —             |  |
| 62412                      | Services for elderly & disabled persons                 | 109   | 452               | 1 921          | 7                              | 1   | 1         | 3         | 2         | —         | —          | —          | —          | —             |  |
| 624120                     | Services for elderly & disabled persons                 | 109   | 452               | 1 921          | 7                              | 1   | 1         | 3         | 2         | —         | —          | —          | —          | —             |  |
| 62419                      | Other individual & family services                      | 149   | 867               | 3 334          | 12                             | 7   | 3         | 1         | —         | —         | —          | —          | —          | —             |  |
| 624190                     | Other individual & family services                      | 149   | 867               | 3 334          | 12                             | 7   | 3         | 1         | —         | —         | —          | —          | —          | —             |  |
| 6243                       | Vocational rehabilitation services                      | (C)   | (D)               | (D)            | 9                              | 3   | 3         | 1         | 1         | 1         | —          | —          | —          | —             |  |
| 62431                      | Vocational rehabilitation services                      | (C)   | (D)               | (D)            | 9                              | 3   | 3         | 1         | 1         | 1         | —          | —          | —          | —             |  |
| 6244                       | Child day care services                                 | (E)   | (D)               | (D)            | 22                             | 7   | 6         | 6         | 2         | 1         | —          | —          | —          | —             |  |
| 62441                      | Child day care services                                 | (E)   | (D)               | (D)            | 22                             | 7   | 6         | 6         | 2         | 1         | —          | —          | —          | —             |  |
| <b>71</b>                  | <b>Arts, entertainment &amp; recreation</b>             | <b>326</b>                                      | <b>909</b>        | <b>4 509</b>   | <b>32</b>                      | <b>19</b>   | <b>2</b>  | <b>2</b>  | <b>9</b>  | —         | —          | —          | —          | —             |  |
| 713                        | Amusement, gambling & recreation industries             | (E)   | (D)               | (D)            | 26                             | 13  | 2         | 2         | 9         | —         | —          | —          | —          | —             |  |
| 7139                       | Other amusement & recreation industries                 | 314   | 852               | 4 269          | 23                             | 10  | 2         | 2         | 9         | —         | —          | —          | —          | —             |  |
| 71391                      | Golf courses & country clubs                            | 112   | 302               | 1 918          | 4                              | —   | —         | 1         | 3         | —         | —          | —          | —          | —             |  |
| 713910                     | Golf courses & country clubs                            | 112   | 302               | 1 918          | 4                              | —   | —         | 1         | 3         | —         | —          | —          | —          | —             |  |
| 71394                      | Fitness & recreational sports centers                   | 123   | 242               | 1 084          | 10                             | 4   | 2         | 1         | 3         | —         | —          | —          | —          | —             |  |
| 713940                     | Fitness & recreational sports centers                   | 123   | 242               | 1 084          | 10                             | 4   | 2         | 1         | 3         | —         | —          | —          | —          | —             |  |
| <b>72</b>                  | <b>Accommodation &amp; food services</b>                | <b>3 662</b>                                    | <b>7 928</b>      | <b>34 708</b>  | <b>155</b>                     | <b>33</b>   | <b>20</b> | <b>32</b> | <b>47</b> | <b>22</b> | <b>1</b>   | —          | —          | —             |  |
| 721                        | Accommodation   | 293   | 829               | 3 400          | 12                             | 3   | 1         | 3         | 3         | 2         | —          | —          | —          | —             |  |
| 7211                       | Traveler accommodation                                  | 293   | 829               | 3 400          | 12                             | 3   | 1         | 3         | 3         | 2         | —          | —          | —          | —             |  |
| 72111                      | Hotels (exc casino hotels) & motels                     | 293   | 829               | 3 400          | 12                             | 3   | 1         | 3         | 3         | 2         | —          | —          | —          | —             |  |
| 721110                     | Hotels (exc casino hotels) & motels                     | 293   | 829               | 3 400          | 12                             | 3   | 1         | 3         | 3         | 2         | —          | —          | —          | —             |  |
| 722                        | Food services & drinking places                         | 3 369   | 7 099             | 31 308         | 143                            | 30  | 19        | 29        | 44        | 20        | 1          | —          | —          | —             |  |
| 7221                       | Full-service restaurants                                | 1 527   | 3 361             | 15 127         | 57                             | 10  | 8         | 12        | 14        | 12        | 1          | —          | —          | —             |  |
| 72211                      | Full-service restaurants                                | 1 527   | 3 361             | 15 127         | 57                             | 10  | 8         | 12        | 14        | 12        | 1          | —          | —          | —             |  |
| 722110                     | Full-service restaurants                                | 1 527   | 3 361             | 15 127         | 57                             | 10  | 8         | 12        | 14        | 12        | 1          | —          | —          | —             |  |
| 7222                       | Limited-service eating places                           | 1 607   | 3 170             | 13 752         | 66                             | 9   | 6         | 15        | 30        | 6         | —          | —          | —          | —             |  |
| 72221                      | Limited-service eating places                           | 1 607   | 3 170             | 13 752         | 66                             | 9   | 6         | 15        | 30        | 6         | —          | —          | —          | —             |  |
| 722211                     | Limited-service restaurants                             | 1 567   | 3 058             | 13 276         | 59                             | 5   | 4         | 15        | 29        | 6         | —          | —          | —          | —             |  |
| 7223                       | Special food services                                   | 127   | 387               | 1 760          | 7                              | 2   | 3         | 1         | —         | 1         | —          | —          | —          | —             |  |
| 72231                      | Food service contractors                                | (C)   | (D)               | (D)            | 5                              | 1   | 2         | 1         | —         | 1         | —          | —          | —          | —             |  |

See footnotes at end of table.

**Table 6. Counties—Employees, Payroll, and Establishments by Industry: 2003—Con.**

[Excludes most government employees, railroad employees, and self-employed persons. Size class 1 to 4 includes establishments with payroll, but no employees, during mid-March pay period. (D) denotes figures withheld to avoid disclosing data for individual companies; the data are included in broader industry totals. Detailed industries with 100 or more employees are shown if industry was not a (D). For explanation of terms, abbreviations, and data reliability/comparability, see introductory text]

| NAICS code                 | Industry   | Number of employees for week including March 12 | Payroll (\$1,000) |               | Total number of establishments | Number of establishments by employment-size class |           |           |           |          |            |            |            |               |
|----------------------------|--|---|-------------------|---------------|--------------------------------|---|-----------|-----------|-----------|----------|------------|------------|------------|---------------|
|                            |  |   | First quarter     | Annual        |                                | 1 to 4  | 5 to 9    | 10 to 19  | 20 to 49  | 50 to 99 | 100 to 249 | 250 to 499 | 500 to 999 | 1,000 or more |
| <b>CAPE GIRARDEAU—Con.</b> |  |   |                   |               |                                |   |           |           |           |          |            |            |            |               |
| <b>72</b>                  | <b>Accommodation &amp; food services—Con.</b>                    |   |                   |               |                                |   |           |           |           |          |            |            |            |               |
| 722                        | Food services & drinking places—Con.                             |   |                   |               |                                |   |           |           |           |          |            |            |            |               |
| 7224                       | Drinking places (alcoholic beverages) .....                      | 108   | 181               | 669           | 13                             | 9   | 2         | 1         | —         | 1        | —          | —          | —          | —             |
| 72241                      | Drinking places (alcoholic beverages) .....                      | 108   | 181               | 669           | 13                             | 9   | 2         | 1         | —         | 1        | —          | —          | —          | —             |
| 722410                     | Drinking places (alcoholic beverages) .....                      | 108   | 181               | 669           | 13                             | 9   | 2         | 1         | —         | 1        | —          | —          | —          | —             |
| <b>81</b>                  | <b>Other services (except public administration) .....</b>       | <b>1 616</b>                                    | <b>6 166</b>      | <b>25 379</b> | <b>249</b>                     | <b>154</b>  | <b>54</b> | <b>24</b> | <b>14</b> | <b>3</b> | —          | —          | —          | —             |
| 811                        | Repair & maintenance .....                                       | 331   | 1 801             | 7 396         | 83                             | 56  | 22        | 3         | 2         | —        | —          | —          | —          | —             |
| 8111                       | Automotive repair & maintenance .....                            | 267   | 1 460             | 5 994         | 67                             | 46  | 17        | 3         | 1         | —        | —          | —          | —          | —             |
| 81111                      | Automotive mechanical & electrical R&M .....                     | 151   | 904               | 3 800         | 40                             | 27  | 12        | 1         | —         | —        | —          | —          | —          | —             |
| 812                        | Personal & laundry services .....                                | 294   | 1 121             | 4 959         | 51                             | 32  | 11        | 6         | 1         | 1        | —          | —          | —          | —             |
| 8123                       | Drycleaning & laundry services .....                             | 142   | 608               | 2 721         | 9                              | 3   | —         | 4         | 1         | 1        | —          | —          | —          | —             |
| 813                        | Religious, grantmaking, civic, prof & like organizations .....   | 991   | 3 244             | 13 024        | 115                            | 66  | 21        | 15        | 11        | 2        | —          | —          | —          | —             |
| 8131                       | Religious organizations .....                                    | 715   | 2 135             | 8 583         | 80                             | 46  | 17        | 7         | 8         | 2        | —          | —          | —          | —             |
| 81311                      | Religious organizations .....                                    | 715   | 2 135             | 8 583         | 80                             | 46  | 17        | 7         | 8         | 2        | —          | —          | —          | —             |
| 813110                     | Religious organizations .....                                    | 715   | 2 135             | 8 583         | 80                             | 46  | 17        | 7         | 8         | 2        | —          | —          | —          | —             |
| 8139                       | Business, labor, political, like organizations .....             | 148   | 604               | 2 431         | 21                             | 14  | 2         | 3         | 2         | —        | —          | —          | —          | —             |
| 81393                      | Labor unions & similar labor organizations .....                 | 120   | 461               | 1 829         | 14                             | 8   | 2         | 2         | 2         | —        | —          | —          | —          | —             |
| 813930                     | Labor unions & similar labor organizations .....                 | 120   | 461               | 1 829         | 14                             | 8   | 2         | 2         | 2         | —        | —          | —          | —          | —             |
| <b>99</b>                  | <b>Unclassified establishments .....</b>                         | <b>31</b>                                       | <b>62</b>         | <b>250</b>    | <b>39</b>                      | <b>39</b>   | —         | —         | —         | —        | —          | —          | —          | —             |
| <b>CARROLL</b>             |  |   |                   |               |                                |   |           |           |           |          |            |            |            |               |
|                            | <b>Total .....</b>   | <b>1 843</b>                                    | <b>7 941</b>      | <b>36 846</b> | <b>242</b>                     | <b>163</b>  | <b>38</b> | <b>24</b> | <b>9</b>  | <b>5</b> | <b>3</b>   | —          | —          | —             |
| <b>11</b>                  | <b>Forestry, fishing, hunting, and agriculture support .....</b> | <b>(A)</b>                                      | <b>(D)</b>        | <b>(D)</b>    | <b>1</b>                       | <b>1</b>  | —         | —         | —         | —        | —          | —          | —          | —             |
| <b>23</b>                  | <b>Construction .....</b>  | <b>(B)</b>                                      | <b>(D)</b>        | <b>(D)</b>    | <b>20</b>                      | <b>14</b>   | <b>6</b>  | —         | —         | —        | —          | —          | —          | —             |
| <b>31-33</b>               | <b>Manufacturing .....</b>                                       | <b>413</b>                                      | <b>1 909</b>      | <b>8 593</b>  | <b>14</b>                      | <b>5</b>  | <b>2</b>  | <b>1</b>  | <b>3</b>  | <b>2</b> | <b>1</b>   | —          | —          | —             |
| 321                        | Wood product mfg .....   | 159   | 804               | 3 256         | 5                              | 1   | —         | —         | 3         | 1        | —          | —          | —          | —             |
| 3219                       | Other wood product mfg .....                                     | 159   | 804               | 3 256         | 5                              | 1   | —         | —         | 3         | 1        | —          | —          | —          | —             |
| 336                        | Transportation equipment mfg .....                               | (C)   | (D)               | (D)           | 1                              | —   | —         | —         | —         | —        | 1          | —          | —          | —             |
| 3363                       | Motor vehicle parts mfg .....                                    | (C)   | (D)               | (D)           | 1                              | —   | —         | —         | —         | —        | 1          | —          | —          | —             |
| 33635                      | MV transmission & power train parts mfg .....                    | (C)   | (D)               | (D)           | 1                              | —   | —         | —         | —         | —        | 1          | —          | —          | —             |
| <b>42</b>                  | <b>Wholesale trade .....</b>                                     | <b>75</b>                                       | <b>405</b>        | <b>1 860</b>  | <b>19</b>                      | <b>13</b>   | <b>5</b>  | —         | <b>1</b>  | —        | —          | —          | —          | —             |
| <b>44-45</b>               | <b>Retail trade .....</b>  | <b>287</b>                                      | <b>1 026</b>      | <b>4 478</b>  | <b>46</b>                      | <b>29</b>   | <b>9</b>  | <b>5</b>  | <b>2</b>  | <b>1</b> | —          | —          | —          | —             |
| <b>48-49</b>               | <b>Transportation &amp; warehousing .....</b>                    | <b>(A)</b>                                      | <b>(D)</b>        | <b>(D)</b>    | <b>10</b>                      | <b>10</b>   | —         | —         | —         | —        | —          | —          | —          | —             |
| <b>51</b>                  | <b>Information .....</b>   | <b>59</b>                                       | <b>350</b>        | <b>1 423</b>  | <b>10</b>                      | <b>7</b>  | <b>1</b>  | <b>1</b>  | <b>1</b>  | —        | —          | —          | —          | —             |
| <b>52</b>                  | <b>Finance &amp; insurance .....</b>                             | <b>113</b>                                      | <b>792</b>        | <b>3 291</b>  | <b>20</b>                      | <b>12</b>   | <b>3</b>  | <b>5</b>  | —         | —        | —          | —          | —          | —             |
| <b>53</b>                  | <b>Real estate &amp; rental &amp; leasing .....</b>              | <b>(A)</b>                                      | <b>(D)</b>        | <b>(D)</b>    | <b>6</b>                       | <b>6</b>  | —         | —         | —         | —        | —          | —          | —          | —             |
| <b>54</b>                  | <b>Professional, scientific &amp; technical services .....</b>   | <b>(B)</b>                                      | <b>(D)</b>        | <b>(D)</b>    | <b>11</b>                      | <b>8</b>  | <b>2</b>  | <b>1</b>  | —         | —        | —          | —          | —          | —             |
| <b>55</b>                  | <b>Management of companies &amp; enterprises .....</b>           | <b>(A)</b>                                      | <b>(D)</b>        | <b>(D)</b>    | <b>1</b>                       | —   | —         | <b>1</b>  | —         | —        | —          | —          | —          | —             |
| <b>56</b>                  | <b>Admin, support, waste mgt, remediation services .....</b>     | <b>(C)</b>                                      | <b>(D)</b>        | <b>(D)</b>    | <b>4</b>                       | <b>2</b>  | <b>1</b>  | —         | —         | —        | <b>1</b>   | —          | —          | —             |
| 561                        | Administrative & support services .....                          | (C)   | (D)               | (D)           | 4                              | 2   | 1         | —         | —         | —        | 1          | —          | —          | —             |
| 5619                       | Other support services .....                                     | (C)   | (D)               | (D)           | 3                              | 1   | 1         | —         | —         | —        | 1          | —          | —          | —             |
| 56191                      | Packaging & labeling services .....                              | (C)   | (D)               | (D)           | 1                              | —   | —         | —         | —         | —        | 1          | —          | —          | —             |
| <b>61</b>                  | <b>Educational services .....</b>                                | <b>(A)</b>                                      | <b>(D)</b>        | <b>(D)</b>    | <b>5</b>                       | <b>5</b>  | —         | —         | —         | —        | —          | —          | —          | —             |
| <b>62</b>                  | <b>Health care and social assistance .....</b>                   | <b>344</b>                                      | <b>1 447</b>      | <b>6 433</b>  | <b>23</b>                      | <b>15</b>   | <b>3</b>  | <b>1</b>  | <b>1</b>  | <b>2</b> | <b>1</b>   | —          | —          | —             |
| 622                        | Hospitals .....  | (C)   | (D)               | (D)           | 1                              | —   | —         | —         | —         | —        | 1          | —          | —          | —             |
| 6221                       | General medical & surgical hospitals .....                       | (C)   | (D)               | (D)           | 1                              | —   | —         | —         | —         | —        | 1          | —          | —          | —             |
| 62211                      | General medical & surgical hospitals .....                       | (C)   | (D)               | (D)           | 1                              | —   | —         | —         | —         | —        | 1          | —          | —          | —             |
| 623                        | Nursing & residential care facilities .....                      | 187   | 646               | 2 646         | 5                              | 1   | —         | 1         | 1         | 2        | —          | —          | —          | —             |
| 6231                       | Nursing care facilities .....                                    | (C)   | (D)               | (D)           | 2                              | —   | —         | —         | —         | 2        | —          | —          | —          | —             |
| 62311                      | Nursing care facilities .....                                    | (C)   | (D)               | (D)           | 2                              | —   | —         | —         | —         | 2        | —          | —          | —          | —             |
| <b>71</b>                  | <b>Arts, entertainment &amp; recreation .....</b>                | <b>(B)</b>                                      | <b>(D)</b>        | <b>(D)</b>    | <b>4</b>                       | <b>3</b>  | —         | <b>1</b>  | —         | —        | —          | —          | —          | —             |
| <b>72</b>                  | <b>Accommodation &amp; food services .....</b>                   | <b>(C)</b>                                      | <b>(D)</b>        | <b>(D)</b>    | <b>11</b>                      | <b>3</b>  | <b>1</b>  | <b>6</b>  | <b>1</b>  | —        | —          | —          | —          | —             |
| 722                        | Food services & drinking places .....                            | (C)   | (D)               | (D)           | 9                              | 2   | —         | 6         | 1         | —        | —          | —          | —          | —             |
| <b>81</b>                  | <b>Other services (except public administration) .....</b>       | <b>110</b>                                      | <b>496</b>        | <b>1 947</b>  | <b>31</b>                      | <b>24</b>   | <b>5</b>  | <b>2</b>  | —         | —        | —          | —          | —          | —             |
| <b>99</b>                  | <b>Unclassified establishments .....</b>                         | <b>(A)</b>                                      | <b>(D)</b>        | <b>(D)</b>    | <b>6</b>                       | <b>6</b>  | —         | —         | —         | —        | —          | —          | —          | —             |

See footnotes at end of table.



**Table 6. Counties—Employees, Payroll, and Establishments by Industry: 2003—Con.**

[Excludes most government employees, railroad employees, and self-employed persons. Size class 1 to 4 includes establishments with payroll, but no employees, during mid-March pay period. (D) denotes figures withheld to avoid disclosing data for individual companies; the data are included in broader industry totals. Detailed industries with 100 or more employees are shown if industry was not a (D). For explanation of terms, abbreviations, and data reliability/comparability, see introductory text]

| NAICS code    | Industry   | Number of employees for week including March 12 | Payroll (\$1,000) |                | Total number of establishments | Number of establishments by employment-size class |            |            |            |           |            |            |            |               |  |
|---------------|--|---|-------------------|----------------|--------------------------------|---|------------|------------|------------|-----------|------------|------------|------------|---------------|--|
|               |  |   | First quarter     | Annual         |                                | 1 to 4  | 5 to 9     | 10 to 19   | 20 to 49   | 50 to 99  | 100 to 249 | 250 to 499 | 500 to 999 | 1,000 or more |  |
| <b>CARTER</b> |  |   |                   |                |                                |   |            |            |            |           |            |            |            |               |  |
|               | <b>Total</b> .....   | <b>996</b>                                      | <b>3 808</b>      | <b>17 942</b>  | <b>188</b>                     | <b>122</b>  | <b>31</b>  | <b>22</b>  | <b>12</b>  | <b>1</b>  | -          | -          | -          | -             |  |
| 11            | <b>Forestry, fishing, hunting, and agriculture support</b> .....         | <b>14</b>                                       | <b>52</b>         | <b>221</b>     | <b>3</b>                       | <b>2</b>  | -          | <b>1</b>   | -          | -         | -          | -          | -          | -             |  |
| 22            | <b>Utilities</b> .....   | <b>(A)</b>                                      | <b>(D)</b>        | <b>(D)</b>     | <b>1</b>                       | -   | <b>1</b>   | -          | -          | -         | -          | -          | -          | -             |  |
| 23            | <b>Construction</b> .....  | <b>77</b>                                       | <b>497</b>        | <b>3 458</b>   | <b>11</b>                      | <b>7</b>  | <b>1</b>   | <b>1</b>   | <b>2</b>   | -         | -          | -          | -          | -             |  |
| 31-33         | <b>Manufacturing</b> .....   | <b>249</b>                                      | <b>980</b>        | <b>4 171</b>   | <b>26</b>                      | <b>12</b>   | <b>6</b>   | <b>3</b>   | <b>4</b>   | <b>1</b>  | -          | -          | -          | -             |  |
| 321           | Wood product mfg .....   | 194   | 847               | 3 560          | 22                             | 9   | 6          | 3          | 4          | -         | -          | -          | -          | -             |  |
| 3219          | Other wood product mfg .....   | 142   | 613               | 2 534          | 12                             | 5   | 2          | 1          | 4          | -         | -          | -          | -          | -             |  |
| 42            | <b>Wholesale trade</b> .....   | <b>32</b>                                       | <b>147</b>        | <b>569</b>     | <b>9</b>                       | <b>5</b>  | <b>4</b>   | -          | -          | -         | -          | -          | -          | -             |  |
| 44-45         | <b>Retail trade</b> .....  | <b>167</b>                                      | <b>547</b>        | <b>2 335</b>   | <b>26</b>                      | <b>14</b>   | <b>3</b>   | <b>8</b>   | <b>1</b>   | -         | -          | -          | -          | -             |  |
| 48-49         | <b>Transportation &amp; warehousing</b> .....                            | <b>43</b>                                       | <b>262</b>        | <b>1 222</b>   | <b>14</b>                      | <b>10</b>   | <b>4</b>   | -          | -          | -         | -          | -          | -          | -             |  |
| 51            | <b>Information</b> .....   | <b>(A)</b>                                      | <b>(D)</b>        | <b>(D)</b>     | <b>3</b>                       | <b>3</b>  | -          | -          | -          | -         | -          | -          | -          | -             |  |
| 52            | <b>Finance &amp; insurance</b> .....                                     | <b>(B)</b>                                      | <b>(D)</b>        | <b>(D)</b>     | <b>6</b>                       | <b>2</b>  | <b>2</b>   | <b>2</b>   | -          | -         | -          | -          | -          | -             |  |
| 53            | <b>Real estate &amp; rental &amp; leasing</b> .....                      | <b>26</b>                                       | <b>37</b>         | <b>250</b>     | <b>4</b>                       | <b>2</b>  | <b>1</b>   | -          | <b>1</b>   | -         | -          | -          | -          | -             |  |
| 54            | <b>Professional, scientific &amp; technical services</b> .....           | <b>14</b>                                       | <b>69</b>         | <b>263</b>     | <b>6</b>                       | <b>5</b>  | <b>1</b>   | -          | -          | -         | -          | -          | -          | -             |  |
| 62            | <b>Health care and social assistance</b> .....                           | <b>178</b>                                      | <b>567</b>        | <b>2 377</b>   | <b>25</b>                      | <b>16</b>   | <b>2</b>   | <b>4</b>   | <b>3</b>   | -         | -          | -          | -          | -             |  |
| 71            | <b>Arts, entertainment &amp; recreation</b> .....                        | <b>(A)</b>                                      | <b>(D)</b>        | <b>(D)</b>     | <b>2</b>                       | <b>2</b>  | -          | -          | -          | -         | -          | -          | -          | -             |  |
| 72            | <b>Accommodation &amp; food services</b> .....                           | <b>92</b>                                       | <b>139</b>        | <b>797</b>     | <b>17</b>                      | <b>10</b>   | <b>3</b>   | <b>3</b>   | <b>1</b>   | -         | -          | -          | -          | -             |  |
| 81            | <b>Other services (except public administration)</b> .....               | <b>30</b>                                       | <b>101</b>        | <b>484</b>     | <b>11</b>                      | <b>8</b>  | <b>3</b>   | -          | -          | -         | -          | -          | -          | -             |  |
| 99            | <b>Unclassified establishments</b> .....                                 | <b>22</b>                                       | <b>43</b>         | <b>159</b>     | <b>24</b>                      | <b>24</b>   | -          | -          | -          | -         | -          | -          | -          | -             |  |
| <b>CASS</b>   |  |   |                   |                |                                |   |            |            |            |           |            |            |            |               |  |
|               | <b>Total</b> .....   | <b>17 652</b>                                   | <b>94 156</b>     | <b>412 356</b> | <b>1 886</b>                   | <b>1 166</b>                                      | <b>342</b> | <b>199</b> | <b>125</b> | <b>33</b> | <b>13</b>  | <b>7</b>   | <b>1</b>   | -             |  |
| 11            | <b>Forestry, fishing, hunting, and agriculture support</b> .....         | <b>(A)</b>                                      | <b>(D)</b>        | <b>(D)</b>     | <b>5</b>                       | <b>5</b>  | -          | -          | -          | -         | -          | -          | -          | -             |  |
| 21            | <b>Mining</b> .....  | <b>98</b>                                       | <b>812</b>        | <b>3 736</b>   | <b>5</b>                       | <b>2</b>  | -          | <b>1</b>   | <b>1</b>   | <b>1</b>  | -          | -          | -          | -             |  |
| 22            | <b>Utilities</b> .....   | <b>(B)</b>                                      | <b>(D)</b>        | <b>(D)</b>     | <b>5</b>                       | <b>3</b>  | -          | -          | <b>2</b>   | -         | -          | -          | -          | -             |  |
| 23            | <b>Construction</b> .....  | <b>2 416</b>                                    | <b>15 718</b>     | <b>74 956</b>  | <b>446</b>                     | <b>300</b>  | <b>80</b>  | <b>41</b>  | <b>22</b>  | <b>3</b>  | -          | -          | -          | -             |  |
| 236           | Construction of Buildings .....  | 376   | 2 146             | 10 510         | 101                            | 81  | 11         | 5          | 4          | -         | -          | -          | -          | -             |  |
| 2361          | Residential Building Construction .....                                  | 255   | 1 332             | 7 012          | 85                             | 72  | 7          | 4          | 2          | -         | -          | -          | -          | -             |  |
| 23611         | Residential Building Construction .....                                  | 255   | 1 332             | 7 012          | 85                             | 72  | 7          | 4          | 2          | -         | -          | -          | -          | -             |  |
| 236115        | New Single-Family Housing Construction (except Operative Builders) ..... | 149   | 644               | 3 792          | 56                             | 48  | 5          | 2          | 1          | -         | -          | -          | -          | -             |  |
| 2362          | Nonresidential Building Construction .....                               | 121   | 814               | 3 498          | 16                             | 9   | 4          | 1          | 2          | -         | -          | -          | -          | -             |  |
| 23622         | Commercial and Institutional Building Construction .....                 | (C)   | (D)               | (D)            | 15                             | 9   | 3          | 1          | 2          | -         | -          | -          | -          | -             |  |
| 237           | Heavy and Civil Engineering Construction .....                           | 236   | 2 118             | 10 899         | 31                             | 20  | 4          | 4          | 2          | 1         | -          | -          | -          | -             |  |
| 2371          | Utility System Construction .....  | (C)   | (D)               | (D)            | 12                             | 6   | 2          | 2          | 1          | 1         | -          | -          | -          | -             |  |
| 23711         | Water and Sewer Line and Related Structures Construction .....           | 121   | 1 097             | 5 535          | 10                             | 5   | 2          | 2          | -          | 1         | -          | -          | -          | -             |  |
| 237110        | Water and Sewer Line and Related Structures Construction .....           | 121   | 1 097             | 5 535          | 10                             | 5   | 2          | 2          | -          | 1         | -          | -          | -          | -             |  |
| 238           | Specialty Trade Contractors .....  | 1 804   | 11 454            | 53 547         | 314                            | 199   | 65         | 32         | 16         | 2         | -          | -          | -          | -             |  |
| 2381          | Foundation, Structure, and Building Exterior Contractors .....           | 652   | 4 076             | 19 027         | 110                            | 63  | 29         | 11         | 7          | -         | -          | -          | -          | -             |  |
| 23811         | Poured Concrete Foundation and Structure Contractors .....               | 213   | 1 211             | 6 092          | 36                             | 16  | 12         | 7          | 1          | -         | -          | -          | -          | -             |  |
| 238110        | Poured Concrete Foundation and Structure Contractors .....               | 213   | 1 211             | 6 092          | 36                             | 16  | 12         | 7          | 1          | -         | -          | -          | -          | -             |  |
| 23813         | Framing Contractors .....  | 160   | 645               | 2 896          | 34                             | 22  | 10         | 1          | 1          | -         | -          | -          | -          | -             |  |
| 238130        | Framing Contractors .....  | 160   | 645               | 2 896          | 34                             | 22  | 10         | 1          | 1          | -         | -          | -          | -          | -             |  |
| 23816         | Roofing Contractors .....  | 110   | 614               | 2 852          | 14                             | 6   | 5          | 1          | 2          | -         | -          | -          | -          | -             |  |
| 238160        | Roofing Contractors .....  | 110   | 614               | 2 852          | 14                             | 6   | 5          | 1          | 2          | -         | -          | -          | -          | -             |  |
| 2382          | Building Equipment Contractors .....                                     | 501   | 3 333             | 15 380         | 69                             | 42  | 14         | 8          | 3          | 2         | -          | -          | -          | -             |  |
| 23821         | Electrical Contractors .....   | (C)   | (D)               | (D)            | 28                             | 16  | 8          | 1          | 1          | 2         | -          | -          | -          | -             |  |
| 23822         | Plumbing, Heating, and Air-Conditioning Contractors .....                | 261   | 1 858             | 8 307          | 39                             | 24  | 6          | 7          | 2          | -         | -          | -          | -          | -             |  |
| 238220        | Plumbing, Heating, and Air-Conditioning Contractors .....                | 261   | 1 858             | 8 307          | 39                             | 24  | 6          | 7          | 2          | -         | -          | -          | -          | -             |  |
| 2383          | Building Finishing Contractors .....                                     | 379   | 2 127             | 9 894          | 76                             | 48  | 17         | 9          | 2          | -         | -          | -          | -          | -             |  |
| 23832         | Painting and Wall Covering Contractors .....                             | 124   | 738               | 4 135          | 26                             | 20  | 3          | 2          | 1          | -         | -          | -          | -          | -             |  |
| 238320        | Painting and Wall Covering Contractors .....                             | 124   | 738               | 4 135          | 26                             | 20  | 3          | 2          | 1          | -         | -          | -          | -          | -             |  |
| 23835         | Finish Carpentry Contractors .....                                       | 112   | 569               | 2 439          | 18                             | 8   | 7          | 2          | 1          | -         | -          | -          | -          | -             |  |
| 238350        | Finish Carpentry Contractors .....                                       | 112   | 569               | 2 439          | 18                             | 8   | 7          | 2          | 1          | -         | -          | -          | -          | -             |  |
| 2389          | Other Specialty Trade Contractors .....                                  | 272   | 1 918             | 9 246          | 59                             | 46  | 5          | 4          | 4          | -         | -          | -          | -          | -             |  |
| 23891         | Site Preparation Contractors .....                                       | 173   | 1 267             | 6 445          | 36                             | 29  | 3          | 1          | 3          | -         | -          | -          | -          | -             |  |
| 238910        | Site Preparation Contractors .....                                       | 173   | 1 267             | 6 445          | 36                             | 29  | 3          | 1          | 3          | -         | -          | -          | -          | -             |  |

See footnotes at end of table.

**Table 6. Counties—Employees, Payroll, and Establishments by Industry: 2003—Con.**

[Excludes most government employees, railroad employees, and self-employed persons. Size class 1 to 4 includes establishments with payroll, but no employees, during mid-March pay period. (D) denotes figures withheld to avoid disclosing data for individual companies; the data are included in broader industry totals. Detailed industries with 100 or more employees are shown if industry was not a (D). For explanation of terms, abbreviations, and data reliability/comparability, see introductory text]

| NAICS code       | Industry  | Number of employees for week including March 12 | Payroll (\$1,000) |               | Total number of establishments | Number of establishments by employment-size class |           |           |           |          |            |            |            |               |
|------------------|---|---|-------------------|---------------|--------------------------------|---|-----------|-----------|-----------|----------|------------|------------|------------|---------------|
|                  |   |   | First quarter     | Annual        |                                | 1 to 4  | 5 to 9    | 10 to 19  | 20 to 49  | 50 to 99 | 100 to 249 | 250 to 499 | 500 to 999 | 1,000 or more |
| <b>CASS—Con.</b> |   |   |                   |               |                                |   |           |           |           |          |            |            |            |               |
| <b>31-33</b>     | <b>Manufacturing</b>                                    | <b>1 759</b>                                    | <b>11 814</b>     | <b>51 127</b> | <b>89</b>                      | <b>44</b>   | <b>17</b> | <b>10</b> | <b>11</b> | <b>4</b> | <b>1</b>   | <b>2</b>   |            |               |
| 311              | Food mfg  | (E)   | (D)               | (D)           | 3                              | 2   | —         | —         | —         | —        | —          | 1          | —          | —             |
| 3119             | Other food mfg  | (E)   | (D)               | (D)           | 1                              | —   | —         | —         | —         | —        | —          | 1          | —          | —             |
| 31199            | All other food mfg                                      | (E)   | (D)               | (D)           | 1                              | —   | —         | —         | —         | —        | —          | 1          | —          | —             |
| 321              | Wood product mfg  | 166   | 1 026             | 3 927         | 7                              | 2   | 2         | —         | 1         | 2        | —          | —          | —          | —             |
| 325              | Chemical mfg  | 125   | 1 318             | 5 173         | 3                              | —   | —         | —         | 2         | 1        | —          | —          | —          | —             |
| 326              | Plastics & rubber products mfg                          | (E)   | (D)               | (D)           | 2                              | 1   | —         | —         | —         | —        | —          | 1          | —          | —             |
| 3261             | Plastics product mfg                                    | (E)   | (D)               | (D)           | 2                              | 1   | —         | —         | —         | —        | —          | 1          | —          | —             |
| 32619            | Other plastics product mfg                              | (E)   | (D)               | (D)           | 1                              | —   | —         | —         | —         | —        | —          | 1          | —          | —             |
| 327              | Nonmetallic mineral product mfg                         | 155   | 1 203             | 5 113         | 9                              | 4   | 1         | —         | 4         | —        | —          | —          | —          | —             |
| 3273             | Cement & concrete product mfg                           | (C)   | (D)               | (D)           | 6                              | 2   | 1         | —         | 3         | —        | —          | —          | —          | —             |
| 32732            | Ready-mix concrete mfg                                  | 123   | 847               | 4 183         | 5                              | 2   | —         | —         | 3         | —        | —          | —          | —          | —             |
| 327320           | Ready-mix concrete mfg                                  | 123   | 847               | 4 183         | 5                              | 2   | —         | —         | 3         | —        | —          | —          | —          | —             |
| 332              | Fabricated metal product mfg                            | 276   | 1 963             | 9 204         | 23                             | 11  | 7         | 2         | 1         | 1        | 1          | —          | —          | —             |
| 3321             | Forging & stamping                                      | (C)   | (D)               | (D)           | 1                              | —   | —         | —         | —         | —        | 1          | —          | —          | —             |
| 33211            | Forging & stamping                                      | (C)   | (D)               | (D)           | 1                              | —   | —         | —         | —         | —        | 1          | —          | —          | —             |
| <b>42</b>        | <b>Wholesale trade</b>                                  | <b>410</b>                                      | <b>3 149</b>      | <b>13 363</b> | <b>61</b>                      | <b>34</b>   | <b>12</b> | <b>11</b> | <b>4</b>  |          |            |            |            |               |
| 423              | Merchant Wholesalers, Durable Goods                     | 243   | 2 230             | 9 093         | 32                             | 14  | 9         | 7         | 2         | —        | —          | —          | —          | —             |
| 4238             | Machinery, Equipment, and Supplies Merchant Wholesalers | 157   | 1 592             | 6 232         | 14                             | 4   | 5         | 3         | 2         | —        | —          | —          | —          | —             |
| 424              | Merchant Wholesalers, Nondurable Goods                  | 133   | 704               | 3 031         | 13                             | 6   | 2         | 3         | 2         | —        | —          | —          | —          | —             |
| <b>44-45</b>     | <b>Retail trade</b>                                     | <b>3 595</b>                                    | <b>18 411</b>     | <b>77 110</b> | <b>256</b>                     | <b>126</b>  | <b>62</b> | <b>41</b> | <b>13</b> | <b>7</b> | <b>5</b>   | <b>2</b>   |            |               |
| 441              | Motor vehicle & parts dealers                           | 520   | 3 620             | 16 350        | 42                             | 21  | 9         | 6         | 3         | 3        | —          | —          | —          | —             |
| 4411             | Automobile dealers                                      | 353   | 2 643             | 11 600        | 17                             | 8   | 2         | 2         | 2         | 3        | —          | —          | —          | —             |
| 44111            | New car dealers   | 310   | 2 425             | 10 614        | 6                              | —   | —         | 1         | 2         | 3        | —          | —          | —          | —             |
| 441110           | New car dealers   | 310   | 2 425             | 10 614        | 6                              | —   | —         | 1         | 2         | 3        | —          | —          | —          | —             |
| 4413             | Automotive parts, accessories & tire stores             | (C)   | (D)               | (D)           | 22                             | 12  | 6         | 4         | —         | —        | —          | —          | —          | —             |
| 444              | Bldg material & garden equip & supp dealers             | 360   | 3 462             | 15 049        | 28                             | 11  | 8         | 4         | 3         | 1        | 1          | —          | —          | —             |
| 4441             | Building material & supplies dealers                    | 255   | 1 126             | 4 729         | 16                             | 6   | 4         | 2         | 3         | —        | 1          | —          | —          | —             |
| 44411            | Home centers  | (C)   | (D)               | (D)           | 3                              | 1   | 1         | —         | —         | —        | 1          | —          | —          | —             |
| 4442             | Lawn & garden equip & supplies stores                   | 105   | 2 336             | 10 320        | 12                             | 5   | 4         | 2         | —         | 1        | —          | —          | —          | —             |
| 445              | Food & beverage stores                                  | 541   | 2 034             | 8 078         | 27                             | 15  | 5         | 2         | 1         | 2        | 2          | —          | —          | —             |
| 4451             | Grocery stores  | (F)   | (D)               | (D)           | 15                             | 5   | 3         | 2         | 1         | 2        | 2          | —          | —          | —             |
| 44511            | Grocery (except convenience) stores                     | 502   | 1 935             | 7 622         | 13                             | 4   | 2         | 2         | 1         | 2        | 2          | —          | —          | —             |
| 445110           | Grocery (except convenience) stores                     | 502   | 1 935             | 7 622         | 13                             | 4   | 2         | 2         | 1         | 2        | 2          | —          | —          | —             |
| 446              | Health & personal care stores                           | 153   | 928               | 3 910         | 10                             | 1   | 3         | 3         | 3         | —        | —          | —          | —          | —             |
| 4461             | Health & personal care stores                           | 153   | 928               | 3 910         | 10                             | 1   | 3         | 3         | 3         | —        | —          | —          | —          | —             |
| 44611            | Pharmacies & drug stores                                | (C)   | (D)               | (D)           | 9                              | —   | 3         | 3         | 3         | —        | —          | —          | —          | —             |
| 447              | Gasoline stations                                       | 362   | 1 242             | 5 398         | 40                             | 13  | 10        | 16        | —         | 1        | —          | —          | —          | —             |
| 4471             | Gasoline stations                                       | 362   | 1 242             | 5 398         | 40                             | 13  | 10        | 16        | —         | 1        | —          | —          | —          | —             |
| 44711            | Gasoline stations with convenience stores               | 276   | 896               | 3 915         | 32                             | 7   | 9         | 16        | —         | —        | —          | —          | —          | —             |
| 447110           | Gasoline stations with convenience stores               | 276   | 896               | 3 915         | 32                             | 7   | 9         | 16        | —         | —        | —          | —          | —          | —             |
| 452              | General merchandise stores                              | 1 247   | 5 360             | 20 613        | 15                             | 3   | 6         | 2         | —         | —        | 2          | 2          | —          | —             |
| 4521             | Department stores                                       | (C)   | (D)               | (D)           | 1                              | —   | —         | —         | —         | —        | 1          | —          | —          | —             |
| 45211            | Department stores                                       | (C)   | (D)               | (D)           | 1                              | —   | —         | —         | —         | —        | 1          | —          | —          | —             |
| 4529             | Other general merchandise stores                        | (G)   | (D)               | (D)           | 14                             | 3   | 6         | 2         | —         | —        | 1          | 2          | —          | —             |
| 45291            | Warehouse clubs & superstores                           | (F)   | (D)               | (D)           | 2                              | —   | —         | —         | —         | —        | —          | 2          | —          | —             |
| 45299            | All other general merchandise stores                    | (C)   | (D)               | (D)           | 12                             | 3   | 6         | 2         | —         | —        | 1          | —          | —          | —             |
| 453              | Miscellaneous store retailers                           | 150   | 543               | 2 525         | 28                             | 17  | 6         | 3         | 2         | —        | —          | —          | —          | —             |
| <b>48-49</b>     | <b>Transportation &amp; warehousing</b>                 | <b>1 701</b>                                    | <b>9 107</b>      | <b>38 857</b> | <b>69</b>                      | <b>43</b>   | <b>11</b> | <b>2</b>  | <b>7</b>  | <b>2</b> | <b>2</b>   | <b>1</b>   | <b>1</b>   |               |
| 484              | Truck transportation                                    | 831   | 5 813             | 25 200        | 45                             | 32  | 7         | 1         | 3         | 1        | —          | —          | 1          | —             |
| 4841             | General freight trucking                                | 720   | 5 173             | 21 528        | 21                             | 14  | 3         | 1         | 1         | 1        | —          | —          | 1          | —             |
| 48411            | General freight trucking, local                         | (C)   | (D)               | (D)           | 9                              | 6   | 1         | —         | 1         | 1        | —          | —          | —          | —             |
| 48412            | General freight trucking, long-distance                 | (F)   | (D)               | (D)           | 12                             | 8   | 2         | 1         | —         | —        | —          | —          | 1          | —             |
| 4842             | Specialized freight trucking                            | 111   | 640               | 3 672         | 24                             | 18  | 4         | —         | 2         | —        | —          | —          | —          | —             |
| 485              | Transit & ground passenger transportation               | 430   | 1 564             | 6 232         | 10                             | 1   | 3         | —         | 3         | 1        | 2          | —          | —          | —             |
| 4854             | School & employee bus transportation                    | (E)   | (D)               | (D)           | 7                              | —   | 3         | —         | 2         | —        | 2          | —          | —          | —             |
| 48541            | School & employee bus transportation                    | (E)   | (D)               | (D)           | 7                              | —   | 3         | —         | 2         | —        | 2          | —          | —          | —             |
| 488              | Transportation support activities                       | 416   | 1 279             | 5 792         | 7                              | 4   | 1         | —         | 1         | —        | —          | —          | 1          | —             |
| 4882             | Rail transportation support activities                  | (E)   | (D)               | (D)           | 1                              | —   | —         | —         | —         | —        | —          | —          | 1          | —             |
| 48821            | Rail transportation support activities                  | (E)   | (D)               | (D)           | 1                              | —   | —         | —         | —         | —        | —          | —          | 1          | —             |
| <b>51</b>        | <b>Information</b>                                      | <b>164</b>                                      | <b>1 166</b>      | <b>4 528</b>  | <b>22</b>                      | <b>11</b>   | <b>5</b>  | <b>3</b>  | <b>3</b>  |          |            |            |            |               |
| <b>52</b>        | <b>Finance &amp; insurance</b>                          | <b>585</b>                                      | <b>4 159</b>      | <b>18 093</b> | <b>107</b>                     | <b>72</b>   | <b>18</b> | <b>10</b> | <b>7</b>  |          |            |            |            |               |
| 522              | Credit intermediation & related activities              | 438   | 3 061             | 13 287        | 45                             | 19  | 11        | 8         | 7         | —        | —          | —          | —          | —             |
| 5221             | Depository credit intermediation                        | 395   | 2 674             | 11 495        | 27                             | 3   | 9         | 8         | 7         | —        | —          | —          | —          | —             |
| 52211            | Commercial banking                                      | 358   | 2 454             | 10 669        | 24                             | 3   | 7         | 8         | 6         | —        | —          | —          | —          | —             |
| 522110           | Commercial banking                                      | 358   | 2 454             | 10 669        | 24                             | 3   | 7         | 8         | 6         | —        | —          | —          | —          | —             |
| 524              | Insurance carriers & related activities                 | (C)   | (D)               | (D)           | 43                             | 35  | 6         | 2         | —         | —        | —          | —          | —          | —             |
| <b>53</b>        | <b>Real estate &amp; rental &amp; leasing</b>           | <b>214</b>                                      | <b>1 195</b>      | <b>5 424</b>  | <b>63</b>                      | <b>51</b>   | <b>7</b>  | <b>4</b>  | <b>1</b>  |          |            |            |            |               |
| 531              | Real estate   | 129   | 870               | 3 947         | 52                             | 45  | 5         | 2         | —         | —        | —          | —          | —          | —             |

See footnotes at end of table.

**Table 6. Counties—Employees, Payroll, and Establishments by Industry: 2003—Con.**

[Excludes most government employees, railroad employees, and self-employed persons. Size class 1 to 4 includes establishments with payroll, but no employees, during mid-March pay period. (D) denotes figures withheld to avoid disclosing data for individual companies; the data are included in broader industry totals. Detailed industries with 100 or more employees are shown if industry was not a (D). For explanation of terms, abbreviations, and data reliability/comparability, see introductory text]

| NAICS code       | Industry   | Number of employees for week including March 12 | Payroll (\$1,000) |               | Total number of establishments | Number of establishments by employment-size class |           |           |           |          |            |            |            |               |
|------------------|--|---|-------------------|---------------|--------------------------------|---|-----------|-----------|-----------|----------|------------|------------|------------|---------------|
|                  |  |   | First quarter     | Annual        |                                | 1 to 4  | 5 to 9    | 10 to 19  | 20 to 49  | 50 to 99 | 100 to 249 | 250 to 499 | 500 to 999 | 1,000 or more |
| <b>CASS—Con.</b> |  |   |                   |               |                                |   |           |           |           |          |            |            |            |               |
| <b>54</b>        | <b>Professional, scientific &amp; technical services</b> | <b>444</b>                                      | <b>2 476</b>      | <b>11 132</b> | <b>134</b>                     | <b>99</b>   | <b>25</b> | <b>9</b>  | <b>1</b>  | —        | —          | —          | —          | —             |
| 541              | Professional, scientific & technical services            | 444   | 2 476             | 11 132        | 134                            | 99  | 25        | 9         | 1         | —        | —          | —          | —          | —             |
| 5411             | Legal services   | 109   | 710               | 3 377         | 25                             | 16  | 6         | 3         | —         | —        | —          | —          | —          | —             |
| 5412             | Accounting, tax prep, bookkeep, payroll services         | 108   | 562               | 2 005         | 28                             | 19  | 6         | 2         | 1         | —        | —          | —          | —          | —             |
| 54121            | Accounting, tax prep, bookkeep, payroll services         | 108   | 562               | 2 005         | 28                             | 19  | 6         | 2         | 1         | —        | —          | —          | —          | —             |
| 5419             | Oth professional, scientific, technical services         | 125   | 536               | 2 530         | 27                             | 15  | 8         | 4         | —         | —        | —          | —          | —          | —             |
| <b>55</b>        | <b>Management of companies &amp; enterprises</b>         | <b>23</b>                                       | <b>229</b>        | <b>1 525</b>  | <b>4</b>                       | <b>2</b>  | <b>1</b>  | <b>1</b>  | —         | —        | —          | —          | —          | —             |
| <b>56</b>        | <b>Admin, support, waste mgt, remediation services</b>   | <b>667</b>                                      | <b>3 253</b>      | <b>16 542</b> | <b>118</b>                     | <b>89</b>   | <b>11</b> | <b>10</b> | <b>6</b>  | <b>1</b> | <b>1</b>   | —          | —          | —             |
| 561              | Administrative & support services                        | 557   | 2 524             | 13 259        | 108                            | 83  | 11        | 7         | 6         | —        | 1          | —          | —          | —             |
| 5613             | Employment services                                      | 118   | 230               | 1 259         | 4                              | 2   | —         | —         | —         | —        | 1          | —          | —          | —             |
| 56132            | Temporary help services                                  | (C)   | (D)               | (D)           | 3                              | 2   | —         | —         | —         | —        | 1          | —          | —          | —             |
| 5617             | Services to buildings & dwellings                        | 248   | 790               | 4 506         | 76                             | 62  | 9         | 3         | 2         | —        | —          | —          | —          | —             |
| 56173            | Landscaping services                                     | 163   | 507               | 3 238         | 47                             | 41  | 2         | 2         | 2         | —        | —          | —          | —          | —             |
| 561730           | Landscaping services                                     | 163   | 507               | 3 238         | 47                             | 41  | 2         | 2         | 2         | —        | —          | —          | —          | —             |
| 562              | Waste management & remediation services                  | 110   | 729               | 3 283         | 10                             | 6   | —         | 3         | —         | 1        | —          | —          | —          | —             |
| <b>61</b>        | <b>Educational services</b>                              | <b>(B)</b>                                      | <b>(D)</b>        | <b>(D)</b>    | <b>10</b>                      | <b>9</b>  | <b>1</b>  | —         | —         | —        | —          | —          | —          | —             |
| <b>62</b>        | <b>Health care and social assistance</b>                 | <b>2 297</b>                                    | <b>13 229</b>     | <b>56 105</b> | <b>125</b>                     | <b>55</b>   | <b>35</b> | <b>15</b> | <b>9</b>  | <b>6</b> | <b>3</b>   | <b>2</b>   | —          | —             |
| 621              | Ambulatory health care services                          | 402   | 2 843             | 13 696        | 62                             | 31  | 18        | 9         | 4         | —        | —          | —          | —          | —             |
| 6211             | Offices of physicians                                    | 136   | 1 389             | 6 991         | 12                             | 2   | 3         | 5         | 2         | —        | —          | —          | —          | —             |
| 62111            | Offices of physicians                                    | 136   | 1 389             | 6 991         | 12                             | 2   | 3         | 5         | 2         | —        | —          | —          | —          | —             |
| 6212             | Offices of dentists                                      | 122   | 563               | 2 742         | 19                             | 7   | 11        | —         | 1         | —        | —          | —          | —          | —             |
| 62121            | Offices of dentists                                      | 122   | 563               | 2 742         | 19                             | 7   | 11        | —         | 1         | —        | —          | —          | —          | —             |
| 621210           | Offices of dentists                                      | 122   | 563               | 2 742         | 19                             | 7   | 11        | —         | 1         | —        | —          | —          | —          | —             |
| 622              | Hospitals  | (F)   | (D)               | (D)           | 8                              | 1   | 4         | 1         | —         | —        | 1          | 1          | —          | —             |
| 6221             | General medical & surgical hospitals                     | (F)   | (D)               | (D)           | 8                              | 1   | 4         | 1         | —         | —        | 1          | 1          | —          | —             |
| 62211            | General medical & surgical hospitals                     | (F)   | (D)               | (D)           | 8                              | 1   | 4         | 1         | —         | —        | 1          | 1          | —          | —             |
| 623              | Nursing & residential care facilities                    | 1 021   | 5 283             | 21 977        | 22                             | 7   | 5         | —         | 2         | 5        | 2          | 1          | —          | —             |
| 6231             | Nursing care facilities                                  | 584   | 2 978             | 12 446        | 7                              | —   | —         | —         | 1         | 4        | 2          | —          | —          | —             |
| 62311            | Nursing care facilities                                  | 584   | 2 978             | 12 446        | 7                              | —   | —         | —         | 1         | 4        | 2          | —          | —          | —             |
| 623110           | Nursing care facilities                                  | 584   | 2 978             | 12 446        | 7                              | —   | —         | —         | 1         | 4        | 2          | —          | —          | —             |
| 6233             | Community care facilities for the elderly                | (E)   | (D)               | (D)           | 6                              | 2   | 2         | —         | —         | 1        | —          | 1          | —          | —             |
| 62331            | Community care facilities for the elderly                | (E)   | (D)               | (D)           | 6                              | 2   | 2         | —         | —         | 1        | —          | 1          | —          | —             |
| 624              | Social assistance  | (E)   | (D)               | (D)           | 33                             | 16  | 8         | 5         | 3         | 1        | —          | —          | —          | —             |
| 6244             | Child day care services                                  | 156   | 514               | 2 066         | 16                             | 7   | 3         | 3         | 3         | —        | —          | —          | —          | —             |
| 62441            | Child day care services                                  | 156   | 514               | 2 066         | 16                             | 7   | 3         | 3         | 3         | —        | —          | —          | —          | —             |
| 624410           | Child day care services                                  | 156   | 514               | 2 066         | 16                             | 7   | 3         | 3         | 3         | —        | —          | —          | —          | —             |
| <b>71</b>        | <b>Arts, entertainment &amp; recreation</b>              | <b>155</b>                                      | <b>425</b>        | <b>2 039</b>  | <b>21</b>                      | <b>14</b>   | <b>2</b>  | <b>3</b>  | <b>2</b>  | —        | —          | —          | —          | —             |
| 713              | Amusement, gambling & recreation industries              | (C)   | (D)               | (D)           | 19                             | 12  | 2         | 3         | 2         | —        | —          | —          | —          | —             |
| 7139             | Other amusement & recreation industries                  | (C)   | (D)               | (D)           | 19                             | 12  | 2         | 3         | 2         | —        | —          | —          | —          | —             |
| <b>72</b>        | <b>Accommodation &amp; food services</b>                 | <b>1 991</b>                                    | <b>3 990</b>      | <b>17 839</b> | <b>120</b>                     | <b>44</b>   | <b>16</b> | <b>22</b> | <b>30</b> | <b>7</b> | <b>1</b>   | —          | —          | —             |
| 721              | Accommodation  | 131   | 161               | 737           | 11                             | 7   | —         | 3         | —         | 1        | —          | —          | —          | —             |
| 7211             | Traveler accommodation                                   | (C)   | (D)               | (D)           | 10                             | 6   | —         | 3         | —         | 1        | —          | —          | —          | —             |
| 72111            | Hotels (exc casino hotels) & motels                      | (C)   | (D)               | (D)           | 9                              | 5   | —         | 3         | —         | 1        | —          | —          | —          | —             |
| 722              | Food services & drinking places                          | 1 860   | 3 829             | 17 102        | 109                            | 37  | 16        | 19        | 30        | 6        | 1          | —          | —          | —             |
| 7221             | Full-service restaurants                                 | 808   | 1 504             | 7 017         | 43                             | 14  | 4         | 8         | 14        | 2        | 1          | —          | —          | —             |
| 72211            | Full-service restaurants                                 | 808   | 1 504             | 7 017         | 43                             | 14  | 4         | 8         | 14        | 2        | 1          | —          | —          | —             |
| 722110           | Full-service restaurants                                 | 808   | 1 504             | 7 017         | 43                             | 14  | 4         | 8         | 14        | 2        | 1          | —          | —          | —             |
| 7222             | Limited-service eating places                            | 882   | 2 046             | 8 713         | 49                             | 13  | 8         | 11        | 14        | 3        | —          | —          | —          | —             |
| 72221            | Limited-service eating places                            | 882   | 2 046             | 8 713         | 49                             | 13  | 8         | 11        | 14        | 3        | —          | —          | —          | —             |
| 722211           | Limited-service restaurants                              | 788   | 1 835             | 7 799         | 41                             | 9   | 6         | 11        | 12        | 3        | —          | —          | —          | —             |
| <b>81</b>        | <b>Other services (except public administration)</b>     | <b>1 035</b>                                    | <b>3 737</b>      | <b>15 782</b> | <b>210</b>                     | <b>147</b>  | <b>39</b> | <b>16</b> | <b>6</b>  | <b>2</b> | —          | —          | —          | —             |
| 811              | Repair & maintenance                                     | 252   | 1 496             | 6 010         | 75                             | 54  | 16        | 4         | 1         | —        | —          | —          | —          | —             |
| 8111             | Automotive repair & maintenance                          | 182   | 1 026             | 4 165         | 56                             | 39  | 15        | 2         | —         | —        | —          | —          | —          | —             |
| 812              | Personal & laundry services                              | 217   | 746               | 3 440         | 51                             | 39  | 8         | 3         | —         | 1        | —          | —          | —          | —             |
| 813              | Religious, grantmaking, civic, prof & like organizations | 566   | 1 495             | 6 332         | 84                             | 54  | 15        | 9         | 5         | 1        | —          | —          | —          | —             |
| 8131             | Religious organizations                                  | 505   | 1 300             | 5 490         | 65                             | 37  | 14        | 9         | 4         | 1        | —          | —          | —          | —             |
| 81311            | Religious organizations                                  | 505   | 1 300             | 5 490         | 65                             | 37  | 14        | 9         | 4         | 1        | —          | —          | —          | —             |
| 813110           | Religious organizations                                  | 505   | 1 300             | 5 490         | 65                             | 37  | 14        | 9         | 4         | 1        | —          | —          | —          | —             |
| <b>99</b>        | <b>Unclassified establishments</b>                       | <b>11</b>                                       | <b>38</b>         | <b>103</b>    | <b>16</b>                      | <b>16</b>   | —         | —         | —         | —        | —          | —          | —          | —             |

See footnotes at end of table.

**Table 6. Counties—Employees, Payroll, and Establishments by Industry: 2003—Con.**

[Excludes most government employees, railroad employees, and self-employed persons. Size class 1 to 4 includes establishments with payroll, but no employees, during mid-March pay period. (D) denotes figures withheld to avoid disclosing data for individual companies; the data are included in broader industry totals. Detailed industries with 100 or more employees are shown if industry was not a (D). For explanation of terms, abbreviations, and data reliability/comparability, see introductory text]

| NAICS code      | Industry  | Number of employees for week including March 12 | Payroll (\$1,000) |               | Total number of establishments | Number of establishments by employment-size class |           |           |           |          |            |            |            |               |  |
|-----------------|---|---|-------------------|---------------|--------------------------------|---|-----------|-----------|-----------|----------|------------|------------|------------|---------------|--|
|                 |   |   | First quarter     | Annual        |                                | 1 to 4  | 5 to 9    | 10 to 19  | 20 to 49  | 50 to 99 | 100 to 249 | 250 to 499 | 500 to 999 | 1,000 or more |  |
| <b>CEDAR</b>    |   |   |                   |               |                                |   |           |           |           |          |            |            |            |               |  |
|                 | <b>Total</b> .....  | <b>2 590</b>                                    | <b>12 350</b>     | <b>50 012</b> | <b>395</b>                     | <b>263</b>  | <b>63</b> | <b>45</b> | <b>15</b> | <b>6</b> | <b>3</b>   |            |            |               |  |
| 11              | Forestry, fishing, hunting, and agriculture support ..... | (B)   | (D)               | (D)           | 1                              | —   | —         | —         | —         | 1        | —          | —          | —          | —             |  |
| 22              | Utilities .....   | (B)   | (D)               | (D)           | 2                              | —   | —         | 1         | 1         | —        | —          | —          | —          | —             |  |
| 23              | Construction .....  | 132   | 501               | 2 462         | 42                             | 34  | 3         | 5         | —         | —        | —          | —          | —          | —             |  |
| 31-33           | Manufacturing .....                                       | 274   | 2 532             | 8 814         | 19                             | 8   | 4         | 4         | 1         | 2        | —          | —          | —          | —             |  |
| 311             | Food mfg .....  | (C)   | (D)               | (D)           | 3                              | —   | 2         | —         | —         | 1        | —          | —          | —          | —             |  |
| 42              | Wholesale trade .....                                     | (B)   | (D)               | (D)           | 10                             | 8   | 2         | —         | —         | —        | —          | —          | —          | —             |  |
| 44-45           | Retail trade .....  | 524   | 1 981             | 7 769         | 66                             | 29  | 17        | 16        | 3         | 1        | —          | —          | —          | —             |  |
| 445             | Food & beverage stores .....                              | (C)   | (D)               | (D)           | 6                              | 2   | 1         | —         | 2         | 1        | —          | —          | —          | —             |  |
| 4451            | Grocery stores .....                                      | (C)   | (D)               | (D)           | 5                              | 2   | —         | —         | 2         | 1        | —          | —          | —          | —             |  |
| 44511           | Grocery (except convenience) stores .....                 | (C)   | (D)               | (D)           | 4                              | 1   | —         | —         | 2         | 1        | —          | —          | —          | —             |  |
| 48-49           | Transportation & warehousing .....                        | 8   | 31                | 224           | 10                             | 10  | —         | —         | —         | —        | —          | —          | —          | —             |  |
| 51              | Information .....   | 43  | 126               | 495           | 6                              | 1   | 4         | 1         | —         | —        | —          | —          | —          | —             |  |
| 52              | Finance & insurance .....                                 | 143   | 887               | 3 910         | 22                             | 11  | 7         | 2         | 2         | —        | —          | —          | —          | —             |  |
| 53              | Real estate & rental & leasing .....                      | 144   | 698               | 2 103         | 11                             | 8   | 1         | —         | 1         | —        | 1          | —          | —          | —             |  |
| 531             | Real estate .....   | (C)   | (D)               | (D)           | 7                              | 5   | 1         | —         | —         | —        | 1          | —          | —          | —             |  |
| 5311            | Lessors of real estate .....                              | (C)   | (D)               | (D)           | 3                              | 2   | —         | —         | —         | —        | 1          | —          | —          | —             |  |
| 53111           | Lessors of residential buildings & dwellings .....        | (C)   | (D)               | (D)           | 2                              | 1   | —         | —         | —         | —        | 1          | —          | —          | —             |  |
| 54              | Professional, scientific & technical services .....       | (B)   | (D)               | (D)           | 12                             | 10  | 1         | 1         | —         | —        | —          | —          | —          | —             |  |
| 56              | Admin, support, waste mgt, remediation services .....     | (A)   | (D)               | (D)           | 10                             | 9   | —         | 1         | —         | —        | —          | —          | —          | —             |  |
| 61              | Educational services .....                                | (B)   | (D)               | (D)           | 1                              | —   | —         | —         | 1         | —        | —          | —          | —          | —             |  |
| 62              | Health care and social assistance .....                   | 641   | 3 369             | 13 632        | 45                             | 22  | 11        | 6         | 2         | 2        | 2          | —          | —          | —             |  |
| 621             | Ambulatory health care services .....                     | 226   | 1 368             | 5 342         | 24                             | 10  | 7         | 5         | 1         | 1        | —          | —          | —          | —             |  |
| 6211            | Offices of physicians .....                               | (C)   | (D)               | (D)           | 4                              | —   | —         | 2         | 1         | 1        | —          | —          | —          | —             |  |
| 62111           | Offices of physicians .....                               | (C)   | (D)               | (D)           | 4                              | —   | —         | 2         | 1         | 1        | —          | —          | —          | —             |  |
| 622             | Hospitals .....   | (C)   | (D)               | (D)           | 2                              | —   | —         | —         | —         | —        | 2          | —          | —          | —             |  |
| 6221            | General medical & surgical hospitals .....                | (C)   | (D)               | (D)           | 1                              | —   | —         | —         | —         | —        | 1          | —          | —          | —             |  |
| 62211           | General medical & surgical hospitals .....                | (C)   | (D)               | (D)           | 1                              | —   | —         | —         | —         | —        | 1          | —          | —          | —             |  |
| 6222            | Psychiatric & substance abuse hospitals .....             | (C)   | (D)               | (D)           | 1                              | —   | —         | —         | —         | —        | 1          | —          | —          | —             |  |
| 62221           | Psychiatric & substance abuse hospitals .....             | (C)   | (D)               | (D)           | 1                              | —   | —         | —         | —         | —        | 1          | —          | —          | —             |  |
| 623             | Nursing & residential care facilities .....               | 123   | 430               | 1 679         | 8                              | 4   | 2         | 1         | —         | 1        | —          | —          | —          | —             |  |
| 71              | Arts, entertainment & recreation .....                    | (B)   | (D)               | (D)           | 6                              | 4   | 1         | 1         | —         | —        | —          | —          | —          | —             |  |
| 72              | Accommodation & food services .....                       | 253   | 404               | 1 954         | 33                             | 16  | 7         | 7         | 3         | —        | —          | —          | —          | —             |  |
| 722             | Food services & drinking places .....                     | 247   | 381               | 1 770         | 29                             | 12  | 7         | 7         | 3         | —        | —          | —          | —          | —             |  |
| 7222            | Limited-service eating places .....                       | 134   | 226               | 978           | 14                             | 5   | 4         | 3         | 2         | —        | —          | —          | —          | —             |  |
| 72221           | Limited-service eating places .....                       | 134   | 226               | 978           | 14                             | 5   | 4         | 3         | 2         | —        | —          | —          | —          | —             |  |
| 81              | Other services (except public administration) .....       | 103   | 323               | 1 466         | 45                             | 39  | 5         | —         | 1         | —        | —          | —          | —          | —             |  |
| 99              | Unclassified establishments .....                         | 40  | 88                | 390           | 54                             | 54  | —         | —         | —         | —        | —          | —          | —          | —             |  |
| <b>CHARITON</b> |   |   |                   |               |                                |   |           |           |           |          |            |            |            |               |  |
|                 | <b>Total</b> .....  | <b>1 153</b>                                    | <b>5 232</b>      | <b>22 615</b> | <b>210</b>                     | <b>140</b>  | <b>39</b> | <b>16</b> | <b>14</b> | <b>1</b> |            |            |            |               |  |
| 22              | Utilities .....   | (A)   | (D)               | (D)           | 1                              | 1   | —         | —         | —         | —        | —          | —          | —          | —             |  |
| 23              | Construction .....  | 88  | 409               | 1 945         | 23                             | 15  | 5         | 3         | —         | —        | —          | —          | —          | —             |  |
| 31-33           | Manufacturing .....                                       | 89  | 571               | 1 845         | 5                              | —   | 2         | —         | 3         | —        | —          | —          | —          | —             |  |
| 42              | Wholesale trade .....                                     | 181   | 1 146             | 5 536         | 14                             | 3   | 3         | 5         | 3         | —        | —          | —          | —          | —             |  |
| 424             | Merchant Wholesalers, Nondurable Goods .....              | 117   | 774               | 3 742         | 9                              | 2   | 2         | 3         | 2         | —        | —          | —          | —          | —             |  |
| 44-45           | Retail trade .....  | 268   | 1 182             | 5 259         | 43                             | 23  | 13        | 3         | 4         | —        | —          | —          | —          | —             |  |
| 48-49           | Transportation & warehousing .....                        | 28  | 146               | 678           | 13                             | 11  | 2         | —         | —         | —        | —          | —          | —          | —             |  |
| 51              | Information .....   | (A)   | (D)               | (D)           | 3                              | 2   | 1         | —         | —         | —        | —          | —          | —          | —             |  |
| 52              | Finance & insurance .....                                 | 87  | 531               | 2 164         | 16                             | 9   | 4         | 2         | 1         | —        | —          | —          | —          | —             |  |
| 53              | Real estate & rental & leasing .....                      | (B)   | (D)               | (D)           | 10                             | 9   | 1         | —         | —         | —        | —          | —          | —          | —             |  |
| 54              | Professional, scientific & technical services .....       | (B)   | (D)               | (D)           | 12                             | 11  | 1         | —         | —         | —        | —          | —          | —          | —             |  |
| 55              | Management of companies & enterprises .....               | (A)   | (D)               | (D)           | 2                              | 1   | —         | 1         | —         | —        | —          | —          | —          | —             |  |
| 56              | Admin, support, waste mgt, remediation services .....     | (A)   | (D)               | (D)           | 1                              | 1   | —         | —         | —         | —        | —          | —          | —          | —             |  |
| 61              | Educational services .....                                | (A)   | (D)               | (D)           | 1                              | 1   | —         | —         | —         | —        | —          | —          | —          | —             |  |
| 62              | Health care and social assistance .....                   | 189   | 606               | 2 397         | 11                             | 6   | 2         | —         | 2         | 1        | —          | —          | —          | —             |  |
| 623             | Nursing & residential care facilities .....               | (C)   | (D)               | (D)           | 3                              | 1   | —         | —         | 1         | 1        | —          | —          | —          | —             |  |
| 6231            | Nursing care facilities .....                             | (C)   | (D)               | (D)           | 2                              | —   | —         | —         | 1         | 1        | —          | —          | —          | —             |  |
| 62311           | Nursing care facilities .....                             | (C)   | (D)               | (D)           | 2                              | —   | —         | —         | 1         | 1        | —          | —          | —          | —             |  |
| 71              | Arts, entertainment & recreation .....                    | 4   | 7                 | 71            | 5                              | 5   | —         | —         | —         | —        | —          | —          | —          | —             |  |
| 72              | Accommodation & food services .....                       | 57  | 62                | 259           | 14                             | 10  | 2         | 2         | —         | —        | —          | —          | —          | —             |  |

See footnotes at end of table.

**Table 6. Counties—Employees, Payroll, and Establishments by Industry: 2003—Con.**

[Excludes most government employees, railroad employees, and self-employed persons. Size class 1 to 4 includes establishments with payroll, but no employees, during mid-March pay period. (D) denotes figures withheld to avoid disclosing data for individual companies; the data are included in broader industry totals. Detailed industries with 100 or more employees are shown if industry was not a (D). For explanation of terms, abbreviations, and data reliability/comparability, see introductory text]

| NAICS code           | Industry  | Number of employees for week including March 12 | Payroll (\$1,000) |         | Total number of establishments | Number of establishments by employment-size class |        |          |          |          |            |            |            |               |
|----------------------|---|---|-------------------|---------|--------------------------------|---|--------|----------|----------|----------|------------|------------|------------|---------------|
|                      |   |   | First quarter     | Annual  |                                | 1 to 4  | 5 to 9 | 10 to 19 | 20 to 49 | 50 to 99 | 100 to 249 | 250 to 499 | 500 to 999 | 1,000 or more |
| <b>CHARITON—Con.</b> |   |   |                   |         |                                |   |        |          |          |          |            |            |            |               |
| 81                   | <b>Other services (except public administration)</b> .....                    | 73  | 252               | 1 090   | 24                             | 20  | 3      | —        | 1        | —        | —          | —          | —          | —             |
| 99                   | <b>Unclassified establishments</b> .....                                      | 8   | 13                | 62      | 12                             | 12  | —      | —        | —        | —        | —          | —          | —          | —             |
| <b>CHRISTIAN</b>     |   |   |                   |         |                                |   |        |          |          |          |            |            |            |               |
|                      | <b>Total</b> .....  | 11 115  | 52 673            | 230 977 | 1 332                          | 777   | 262    | 163      | 97       | 25       | 6          | 2          | —          | —             |
| 11                   | <b>Forestry, fishing, hunting, and agriculture support</b> .....              | (A)   | (D)               | (D)     | 1                              | 1   | —      | —        | —        | —        | —          | —          | —          | —             |
| 21                   | <b>Mining</b> .....   | (C)   | (D)               | (D)     | 1                              | —   | —      | —        | —        | —        | 1          | —          | —          | —             |
| 212                  | Mining (except oil & gas) .....   | (C)   | (D)               | (D)     | 1                              | —   | —      | —        | —        | —        | 1          | —          | —          | —             |
| 2123                 | Nonmetallic mineral mining & quarrying .....                                  | (C)   | (D)               | (D)     | 1                              | —   | —      | —        | —        | —        | 1          | —          | —          | —             |
| 21231                | Stone mining & quarrying .....  | (C)   | (D)               | (D)     | 1                              | —   | —      | —        | —        | —        | 1          | —          | —          | —             |
| 22                   | <b>Utilities</b> .....  | 96  | 1 076             | 4 490   | 9                              | 5   | 1      | 1        | 2        | —        | —          | —          | —          | —             |
| 23                   | <b>Construction</b> .....   | 1 411   | 8 451             | 36 668  | 250                            | 161   | 44     | 29       | 15       | 1        | —          | —          | —          | —             |
| 236                  | Construction of Buildings .....   | 280   | 1 526             | 7 171   | 71                             | 55  | 8      | 4        | 4        | —        | —          | —          | —          | —             |
| 2361                 | Residential Building Construction .....                                       | 161   | 638               | 3 385   | 60                             | 50  | 7      | 1        | 2        | —        | —          | —          | —          | —             |
| 23611                | Residential Building Construction .....                                       | 161   | 638               | 3 385   | 60                             | 50  | 7      | 1        | 2        | —        | —          | —          | —          | —             |
| 236115               | New Single-Family Housing Construction (except Operative Builders) .....      | 112   | 359               | 1 660   | 43                             | 38  | 3      | —        | 2        | —        | —          | —          | —          | —             |
| 2362                 | Nonresidential Building Construction .....                                    | 119   | 888               | 3 786   | 11                             | 5   | 1      | 3        | 2        | —        | —          | —          | —          | —             |
| 23622                | Commercial and Institutional Building Construction .....                      | 119   | 888               | 3 786   | 11                             | 5   | 1      | 3        | 2        | —        | —          | —          | —          | —             |
| 236220               | Commercial and Institutional Building Construction .....                      | 119   | 888               | 3 786   | 11                             | 5   | 1      | 3        | 2        | —        | —          | —          | —          | —             |
| 238                  | Specialty Trade Contractors .....   | 1 060   | 6 524             | 27 402  | 167                            | 99  | 34     | 23       | 10       | 1        | —          | —          | —          | —             |
| 2381                 | Foundation, Structure, and Building Exterior Contractors .....                | 351   | 2 172             | 9 740   | 55                             | 29  | 13     | 9        | 4        | —        | —          | —          | —          | —             |
| 2382                 | Building Equipment Contractors .....  | 374   | 2 557             | 10 324  | 51                             | 27  | 12     | 7        | 5        | —        | —          | —          | —          | —             |
| 23822                | Plumbing, Heating, and Air-Conditioning Contractors .....                     | 274   | 1 889             | 7 489   | 33                             | 15  | 9      | 5        | 4        | —        | —          | —          | —          | —             |
| 238220               | Plumbing, Heating, and Air-Conditioning Contractors .....                     | 274   | 1 889             | 7 489   | 33                             | 15  | 9      | 5        | 4        | —        | —          | —          | —          | —             |
| 2383                 | Building Finishing Contractors .....  | 260   | 1 454             | 5 244   | 39                             | 26  | 6      | 5        | 1        | 1        | —          | —          | —          | —             |
| 23831                | Drywall and Insulation Contractors .....                                      | 171   | 1 060             | 3 375   | 16                             | 9   | 3      | 2        | 1        | 1        | —          | —          | —          | —             |
| 238310               | Drywall and Insulation Contractors .....                                      | 171   | 1 060             | 3 375   | 16                             | 9   | 3      | 2        | 1        | 1        | —          | —          | —          | —             |
| 31-33                | <b>Manufacturing</b> .....  | 1 437   | 8 621             | 37 355  | 104                            | 40  | 23     | 22       | 12       | 5        | 2          | —          | —          | —             |
| 321                  | Wood product mfg .....  | 148   | 627               | 2 788   | 5                              | 1   | —      | 1        | 2        | 1        | —          | —          | —          | —             |
| 3219                 | Other wood product mfg .....  | 148   | 627               | 2 788   | 5                              | 1   | —      | 1        | 2        | 1        | —          | —          | —          | —             |
| 323                  | Printing & related support activities .....                                   | 157   | 1 323             | 5 621   | 9                              | 2   | 2      | 2        | 2        | 1        | —          | —          | —          | —             |
| 3231                 | Printing & related support activities .....                                   | 157   | 1 323             | 5 621   | 9                              | 2   | 2      | 2        | 2        | 1        | —          | —          | —          | —             |
| 32311                | Printing .....  | 157   | 1 323             | 5 621   | 9                              | 2   | 2      | 2        | 2        | 1        | —          | —          | —          | —             |
| 326                  | Plastics & rubber products mfg .....  | 234   | 1 477             | 6 092   | 8                              | 2   | 2      | 1        | 1        | 1        | —          | —          | —          | —             |
| 3261                 | Plastics product mfg .....  | (C)   | (D)               | (D)     | 7                              | 1   | 2      | 1        | 1        | 1        | —          | —          | —          | —             |
| 32614                | Polystyrene foam product mfg .....  | (C)   | (D)               | (D)     | 1                              | —   | —      | —        | —        | —        | 1          | —          | —          | —             |
| 32619                | Other plastics product mfg .....  | (C)   | (D)               | (D)     | 6                              | 1   | 2      | 1        | 1        | 1        | —          | —          | —          | —             |
| 336                  | Transportation equipment mfg .....  | (C)   | (D)               | (D)     | 6                              | 2   | 2      | —        | 1        | —        | 1          | —          | —          | —             |
| 3362                 | Motor vehicle body & trailer mfg .....  | (C)   | (D)               | (D)     | 4                              | 1   | 2      | —        | —        | —        | 1          | —          | —          | —             |
| 33621                | Motor vehicle body & trailer mfg .....  | (C)   | (D)               | (D)     | 4                              | 1   | 2      | —        | —        | —        | 1          | —          | —          | —             |
| 336214               | Travel trailer & camper mfg .....   | 120   | 903               | 3 866   | 3                              | 1   | 1      | —        | —        | —        | 1          | —          | —          | —             |
| 339                  | Miscellaneous mfg .....   | 147   | 709               | 2 836   | 12                             | 5   | 2      | 2        | 3        | —        | —          | —          | —          | —             |
| 42                   | <b>Wholesale trade</b> .....  | 530   | 3 620             | 15 876  | 68                             | 37  | 14     | 10       | 6        | 1        | —          | —          | —          | —             |
| 423                  | Merchant Wholesalers, Durable Goods .....                                     | 329   | 2 340             | 10 050  | 36                             | 17  | 9      | 7        | 2        | 1        | —          | —          | —          | —             |
| 4231                 | Motor Vehicle and Motor Vehicle Parts and Supplies Merchant Wholesalers ..... | 112   | 854               | 3 824   | 9                              | 5   | 1      | 2        | —        | 1        | —          | —          | —          | —             |
| 424                  | Merchant Wholesalers, Nondurable Goods .....                                  | 191   | 1 220             | 5 541   | 26                             | 15  | 4      | 3        | 4        | —        | —          | —          | —          | —             |
| 44-45                | <b>Retail trade</b> .....   | 2 182   | 10 152            | 44 295  | 200                            | 101   | 51     | 26       | 14       | 6        | 1          | 1          | —          | —             |
| 441                  | Motor vehicle & parts dealers .....   | 322   | 2 274             | 10 515  | 34                             | 21  | 4      | 4        | 3        | 2        | —          | —          | —          | —             |
| 4411                 | Automobile dealers .....  | 194   | 1 574             | 7 407   | 13                             | 8   | 1      | —        | 2        | 2        | —          | —          | —          | —             |
| 44111                | New car dealers .....   | 168   | 1 418             | 6 697   | 4                              | —   | —      | —        | 2        | 2        | —          | —          | —          | —             |
| 441110               | New car dealers .....   | 168   | 1 418             | 6 697   | 4                              | —   | —      | —        | 2        | 2        | —          | —          | —          | —             |
| 444                  | Bldg material & garden equip & supp dealers .....                             | 320   | 1 556             | 6 584   | 27                             | 11  | 5      | 4        | 7        | —        | —          | —          | —          | —             |
| 4441                 | Building material & supplies dealers .....                                    | 192   | 1 115             | 4 641   | 14                             | 5   | 2      | 2        | 5        | —        | —          | —          | —          | —             |
| 44419                | Other building material dealers .....   | 151   | 937               | 3 808   | 10                             | 3   | 1      | 2        | 4        | —        | —          | —          | —          | —             |
| 444190               | Other building material dealers .....   | 151   | 937               | 3 808   | 10                             | 3   | 1      | 2        | 4        | —        | —          | —          | —          | —             |
| 4442                 | Lawn & garden equip & supplies stores .....                                   | 128   | 441               | 1 943   | 13                             | 6   | 3      | 2        | 2        | —        | —          | —          | —          | —             |
| 44422                | Nursery & garden centers .....  | (C)   | (D)               | (D)     | 11                             | 5   | 3      | 1        | 2        | —        | —          | —          | —          | —             |
| 445                  | Food & beverage stores .....  | 303   | 1 155             | 5 219   | 17                             | 6   | 5      | 2        | 1        | 3        | —          | —          | —          | —             |
| 4451                 | Grocery stores .....  | (E)   | (D)               | (D)     | 12                             | 4   | 3      | 1        | 1        | 3        | —          | —          | —          | —             |
| 44511                | Grocery (except convenience) stores .....                                     | 251   | 985               | 4 658   | 10                             | 3   | 3      | 1        | —        | 3        | —          | —          | —          | —             |
| 445110               | Grocery (except convenience) stores .....                                     | 251   | 985               | 4 658   | 10                             | 3   | 3      | 1        | —        | 3        | —          | —          | —          | —             |
| 446                  | Health & personal care stores .....   | 121   | 762               | 3 455   | 6                              | 1   | 1      | 2        | 1        | 1        | —          | —          | —          | —             |
| 4461                 | Health & personal care stores .....   | 121   | 762               | 3 455   | 6                              | 1   | 1      | 2        | 1        | 1        | —          | —          | —          | —             |
| 44611                | Pharmacies & drug stores .....  | (C)   | (D)               | (D)     | 5                              | —   | 1      | 2        | 1        | 1        | —          | —          | —          | —             |

See footnotes at end of table.

**Table 6. Counties—Employees, Payroll, and Establishments by Industry: 2003—Con.**

[Excludes most government employees, railroad employees, and self-employed persons. Size class 1 to 4 includes establishments with payroll, but no employees, during mid-March pay period. (D) denotes figures withheld to avoid disclosing data for individual companies; the data are included in broader industry totals. Detailed industries with 100 or more employees are shown if industry was not a (D). For explanation of terms, abbreviations, and data reliability/comparability, see introductory text]

| NAICS code   | Industry   | Number of employees for week including March 12 | Payroll (\$1,000) |               | Total number of establishments | Number of establishments by employment-size class |           |           |           |          |            |            |            |               |   |   |
|--------------|--|---|-------------------|---------------|--------------------------------|---|-----------|-----------|-----------|----------|------------|------------|------------|---------------|---|---|
|              |  |   | First quarter     | Annual        |                                | 1 to 4  | 5 to 9    | 10 to 19  | 20 to 49  | 50 to 99 | 100 to 249 | 250 to 499 | 500 to 999 | 1,000 or more |   |   |
| <b>44-45</b> | <b>CHRISTIAN—Con.</b>  |   |                   |               |                                |   |           |           |           |          |            |            |            |               |   |   |
|              | <b>Retail trade—Con.</b>   |   |                   |               |                                |   |           |           |           |          |            |            |            |               |   |   |
| 447          | Gasoline stations .....  | 211   | 668               | 3 111         | 27                             | 5   | 14        | 8         | —         | —        | —          | —          | —          | —             | — | — |
| 4471         | Gasoline stations .....  | 211   | 668               | 3 111         | 27                             | 5   | 14        | 8         | —         | —        | —          | —          | —          | —             | — | — |
| 44711        | Gasoline stations with convenience stores ...                                  | 184   | 555               | 2 532         | 23                             | 4   | 12        | 7         | —         | —        | —          | —          | —          | —             | — | — |
| 447110       | Gasoline stations with convenience stores .                                    | 184   | 555               | 2 532         | 23                             | 4   | 12        | 7         | —         | —        | —          | —          | —          | —             | — | — |
| 452          | General merchandise stores .....   | (F)   | (D)               | (D)           | 11                             | 4   | 5         | —         | —         | —        | —          | 1          | 1          | —             | — | — |
| 4521         | Department stores .....  | (C)   | (D)               | (D)           | 1                              | —   | —         | —         | —         | —        | —          | 1          | —          | —             | — | — |
| 45211        | Department stores .....  | (C)   | (D)               | (D)           | 1                              | —   | —         | —         | —         | —        | —          | 1          | —          | —             | — | — |
| 4529         | Other general merchandise stores .....   | (E)   | (D)               | (D)           | 10                             | 4   | 5         | —         | —         | —        | —          | —          | 1          | —             | — | — |
| 45291        | Warehouse clubs & superstores .....  | (E)   | (D)               | (D)           | 1                              | —   | —         | —         | —         | —        | —          | —          | 1          | —             | — | — |
| 453          | Miscellaneous store retailers .....  | 137   | 366               | 1 474         | 30                             | 21  | 4         | 4         | 1         | —        | —          | —          | —          | —             | — | — |
| <b>48-49</b> | <b>Transportation &amp; warehousing .....</b>                                  | <b>259</b>                                      | <b>1 414</b>      | <b>6 368</b>  | <b>46</b>                      | <b>33</b>   | <b>5</b>  | <b>3</b>  | <b>5</b>  | —        | —          | —          | —          | —             | — | — |
| 484          | Truck transportation .....   | 133   | 707               | 3 146         | 31                             | 25  | 2         | 1         | 3         | —        | —          | —          | —          | —             | — | — |
| <b>51</b>    | <b>Information .....</b>   | <b>(E)</b>                                      | <b>(D)</b>        | <b>(D)</b>    | <b>16</b>                      | <b>8</b>  | <b>3</b>  | <b>3</b>  | <b>1</b>  | —        | —          | —          | 1          | —             | — | — |
| 518          | Internet Service Providers, Web Search Portals, and Data Processing Serv ..... | (E)   | (D)               | (D)           | 5                              | 2   | 1         | —         | 1         | —        | —          | —          | 1          | —             | — | — |
| 5182         | Data Processing, Hosting, and Related Services .....                           | (E)   | (D)               | (D)           | 4                              | 2   | —         | —         | 1         | —        | —          | —          | 1          | —             | — | — |
| 51821        | Data Processing, Hosting, and Related Services .....                           | (E)   | (D)               | (D)           | 4                              | 2   | —         | —         | 1         | —        | —          | —          | 1          | —             | — | — |
| <b>52</b>    | <b>Finance &amp; insurance .....</b>   | <b>483</b>                                      | <b>3 191</b>      | <b>13 764</b> | <b>91</b>                      | <b>60</b>   | <b>18</b> | <b>9</b>  | <b>3</b>  | <b>1</b> | —          | —          | —          | —             | — | — |
| 522          | Credit intermediation & related activities .....                               | 337   | 2 367             | 9 928         | 39                             | 18  | 10        | 8         | 2         | 1        | —          | —          | —          | —             | — | — |
| 5221         | Depository credit intermediation .....   | 312   | 2 213             | 9 315         | 25                             | 5   | 9         | 8         | 2         | 1        | —          | —          | —          | —             | — | — |
| 52211        | Commercial banking .....   | 294   | 2 127             | 8 991         | 22                             | 5   | 6         | 8         | 2         | 1        | —          | —          | —          | —             | — | — |
| 522110       | Commercial banking .....   | 294   | 2 127             | 8 991         | 22                             | 5   | 6         | 8         | 2         | 1        | —          | —          | —          | —             | — | — |
| 524          | Insurance carriers & related activities .....                                  | (C)   | (D)               | (D)           | 39                             | 30  | 7         | 1         | 1         | —        | —          | —          | —          | —             | — | — |
| 5242         | Agencies & other insurance related activities ...                              | 106   | 519               | 2 579         | 35                             | 28  | 6         | —         | 1         | —        | —          | —          | —          | —             | — | — |
| 52421        | Insurance agencies & brokerages .....  | 106   | 519               | 2 579         | 35                             | 28  | 6         | —         | 1         | —        | —          | —          | —          | —             | — | — |
| 524210       | Insurance agencies & brokerages .....  | 106   | 519               | 2 579         | 35                             | 28  | 6         | —         | 1         | —        | —          | —          | —          | —             | — | — |
| <b>53</b>    | <b>Real estate &amp; rental &amp; leasing .....</b>                            | <b>162</b>                                      | <b>715</b>        | <b>3 351</b>  | <b>52</b>                      | <b>40</b>   | <b>9</b>  | <b>3</b>  | —         | —        | —          | —          | —          | —             | — | — |
| <b>54</b>    | <b>Professional, scientific &amp; technical services .....</b>                 | <b>350</b>                                      | <b>1 941</b>      | <b>9 094</b>  | <b>89</b>                      | <b>63</b>   | <b>18</b> | <b>7</b>  | <b>1</b>  | —        | —          | —          | —          | —             | — | — |
| 541          | Professional, scientific & technical services .....                            | 350   | 1 941             | 9 094         | 89                             | 63  | 18        | 7         | 1         | —        | —          | —          | —          | —             | — | — |
| <b>55</b>    | <b>Management of companies &amp; enterprises .</b>                             | <b>(A)</b>                                      | <b>(D)</b>        | <b>(D)</b>    | <b>2</b>                       | —   | <b>1</b>  | <b>1</b>  | —         | —        | —          | —          | —          | —             | — | — |
| <b>56</b>    | <b>Admin, support, waste mgt, remediation services .....</b>                   | <b>455</b>                                      | <b>1 157</b>      | <b>6 598</b>  | <b>84</b>                      | <b>59</b>   | <b>16</b> | <b>4</b>  | <b>4</b>  | <b>1</b> | —          | —          | —          | —             | — | — |
| 561          | Administrative & support services .....  | 450   | 1 133             | 6 453         | 81                             | 56  | 16        | 4         | 4         | 1        | —          | —          | —          | —             | — | — |
| 5613         | Employment services .....  | (C)   | (D)               | (D)           | 3                              | 1   | —         | —         | 1         | 1        | —          | —          | —          | —             | — | — |
| 56132        | Temporary help services .....  | (C)   | (D)               | (D)           | 3                              | 1   | —         | —         | 1         | 1        | —          | —          | —          | —             | — | — |
| 5617         | Services to buildings & dwellings .....  | 130   | 344               | 2 083         | 44                             | 32  | 10        | 2         | —         | —        | —          | —          | —          | —             | — | — |
| <b>61</b>    | <b>Educational services .....</b>  | <b>(A)</b>                                      | <b>(D)</b>        | <b>(D)</b>    | <b>5</b>                       | <b>4</b>  | <b>1</b>  | —         | —         | —        | —          | —          | —          | —             | — | — |
| <b>62</b>    | <b>Health care and social assistance .....</b>                                 | <b>1 057</b>                                    | <b>4 293</b>      | <b>18 509</b> | <b>75</b>                      | <b>30</b>   | <b>14</b> | <b>18</b> | <b>6</b>  | <b>6</b> | <b>1</b>   | —          | —          | —             | — | — |
| 621          | Ambulatory health care services .....  | 196   | 1 346             | 6 192         | 34                             | 17  | 9         | 8         | —         | —        | —          | —          | —          | —             | — | — |
| 623          | Nursing & residential care facilities .....                                    | 555   | 2 186             | 9 272         | 16                             | 2   | —         | 6         | 2         | 5        | 1          | —          | —          | —             | — | — |
| 6231         | Nursing care facilities .....  | 246   | 1 070             | 4 564         | 4                              | —   | —         | 1         | —         | 2        | 1          | —          | —          | —             | — | — |
| 62311        | Nursing care facilities .....  | 246   | 1 070             | 4 564         | 4                              | —   | —         | 1         | —         | 2        | 1          | —          | —          | —             | — | — |
| 623110       | Nursing care facilities .....  | 246   | 1 070             | 4 564         | 4                              | —   | —         | 1         | —         | 2        | 1          | —          | —          | —             | — | — |
| 6233         | Community care facilities for the elderly .....                                | 230   | 819               | 3 361         | 8                              | 1   | —         | 4         | —         | 3        | —          | —          | —          | —             | — | — |
| 62331        | Community care facilities for the elderly .....                                | 230   | 819               | 3 361         | 8                              | 1   | —         | 4         | —         | 3        | —          | —          | —          | —             | — | — |
| 624          | Social assistance .....  | 306   | 761               | 3 045         | 25                             | 11  | 5         | 4         | 4         | 1        | —          | —          | —          | —             | — | — |
| 6244         | Child day care services .....  | 166   | 498               | 1 966         | 15                             | 5   | 3         | 4         | 3         | —        | —          | —          | —          | —             | — | — |
| 62441        | Child day care services .....  | 166   | 498               | 1 966         | 15                             | 5   | 3         | 4         | 3         | —        | —          | —          | —          | —             | — | — |
| 624410       | Child day care services .....  | 166   | 498               | 1 966         | 15                             | 5   | 3         | 4         | 3         | —        | —          | —          | —          | —             | — | — |
| <b>71</b>    | <b>Arts, entertainment &amp; recreation .....</b>                              | <b>137</b>                                      | <b>336</b>        | <b>1 822</b>  | <b>22</b>                      | <b>13</b>   | <b>4</b>  | <b>3</b>  | <b>2</b>  | —        | —          | —          | —          | —             | — | — |
| <b>72</b>    | <b>Accommodation &amp; food services .....</b>                                 | <b>1 449</b>                                    | <b>2 807</b>      | <b>12 941</b> | <b>73</b>                      | <b>14</b>   | <b>17</b> | <b>15</b> | <b>22</b> | <b>4</b> | <b>1</b>   | —          | —          | —             | — | — |
| 721          | Accommodation .....  | 202   | 145               | 662           | 8                              | 1   | 3         | —         | 3         | 1        | —          | —          | —          | —             | — | — |
| 7211         | Traveler accommodation .....   | 202   | 145               | 662           | 8                              | 1   | 3         | —         | 3         | 1        | —          | —          | —          | —             | — | — |
| 72111        | Hotels (exc casino hotels) & motels .....                                      | 202   | 145               | 662           | 8                              | 1   | 3         | —         | 3         | 1        | —          | —          | —          | —             | — | — |
| 721110       | Hotels (exc casino hotels) & motels .....                                      | 202   | 145               | 662           | 8                              | 1   | 3         | —         | 3         | 1        | —          | —          | —          | —             | — | — |
| 722          | Food services & drinking places .....  | 1 247   | 2 662             | 12 279        | 65                             | 13  | 14        | 15        | 19        | 3        | 1          | —          | —          | —             | — | — |
| 7221         | Full-service restaurants .....   | 564   | 1 306             | 6 320         | 27                             | 7   | 8         | 5         | 5         | 1        | 1          | —          | —          | —             | — | — |
| 72211        | Full-service restaurants .....   | 564   | 1 306             | 6 320         | 27                             | 7   | 8         | 5         | 5         | 1        | 1          | —          | —          | —             | — | — |
| 722110       | Full-service restaurants .....   | 564   | 1 306             | 6 320         | 27                             | 7   | 8         | 5         | 5         | 1        | 1          | —          | —          | —             | — | — |
| 7222         | Limited-service eating places .....  | (F)   | (D)               | (D)           | 35                             | 4   | 6         | 10        | 14        | 1        | —          | —          | —          | —             | — | — |
| 72221        | Limited-service eating places .....  | (F)   | (D)               | (D)           | 35                             | 4   | 6         | 10        | 14        | 1        | —          | —          | —          | —             | — | — |
| 722211       | Limited-service restaurants .....  | 584   | 1 188             | 5 212         | 31                             | 3   | 5         | 9         | 13        | 1        | —          | —          | —          | —             | — | — |

See footnotes at end of table.

**Table 6. Counties—Employees, Payroll, and Establishments by Industry: 2003—Con.**

[Excludes most government employees, railroad employees, and self-employed persons. Size class 1 to 4 includes establishments with payroll, but no employees, during mid-March pay period. (D) denotes figures withheld to avoid disclosing data for individual companies; the data are included in broader industry totals. Detailed industries with 100 or more employees are shown if industry was not a (D). For explanation of terms, abbreviations, and data reliability/comparability, see introductory text]

| NAICS code            | Industry   | Number of employees for week including March 12 | Payroll (\$1,000) |           | Total number of establishments | Number of establishments by employment-size class |        |          |          |          |            |            |            |               |  |
|-----------------------|--|---|-------------------|-----------|--------------------------------|---|--------|----------|----------|----------|------------|------------|------------|---------------|--|
|                       |  |   | First quarter     | Annual    |                                | 1 to 4  | 5 to 9 | 10 to 19 | 20 to 49 | 50 to 99 | 100 to 249 | 250 to 499 | 500 to 999 | 1,000 or more |  |
| <b>CHRISTIAN—Con.</b> |  |   |                   |           |                                |   |        |          |          |          |            |            |            |               |  |
| 81                    | <b>Other services (except public administration)</b> .....               | 520   | 1 843             | 7 925     | 134                            | 98  | 23     | 9        | 4        | —        | —          | —          | —          | —             |  |
| 811                   | Repair & maintenance .....   | 145   | 685               | 2 977     | 52                             | 43  | 6      | 2        | 1        | —        | —          | —          | —          | —             |  |
| 8111                  | Automotive repair & maintenance .....                                    | 102   | 513               | 2 150     | 39                             | 33  | 4      | 1        | 1        | —        | —          | —          | —          | —             |  |
| 812                   | Personal & laundry services .....  | 150   | 438               | 1 859     | 35                             | 24  | 6      | 4        | 1        | —        | —          | —          | —          | —             |  |
| 813                   | Religious, grantmaking, civic, prof & like organizations .....           | 225   | 720               | 3 089     | 47                             | 31  | 11     | 3        | 2        | —        | —          | —          | —          | —             |  |
| 8131                  | Religious organizations .....  | 211   | 683               | 2 938     | 42                             | 27  | 10     | 3        | 2        | —        | —          | —          | —          | —             |  |
| 81311                 | Religious organizations .....  | 211   | 683               | 2 938     | 42                             | 27  | 10     | 3        | 2        | —        | —          | —          | —          | —             |  |
| 813110                | Religious organizations .....  | 211   | 683               | 2 938     | 42                             | 27  | 10     | 3        | 2        | —        | —          | —          | —          | —             |  |
| 99                    | <b>Unclassified establishments</b> .....                                 | (A)   | (D)               | (D)       | 10                             | 10  | —      | —        | —        | —        | —          | —          | —          | —             |  |
| <b>CLARK</b>          |  |   |                   |           |                                |   |        |          |          |          |            |            |            |               |  |
|                       | <b>Total</b> .....   | 910   | 4 001             | 17 398    | 139                            | 77  | 27     | 25       | 10       | —        | —          | —          | —          | —             |  |
| 11                    | <b>Forestry, fishing, hunting, and agriculture support</b> .....         | (A)   | (D)               | (D)       | 1                              | 1   | —      | —        | —        | —        | —          | —          | —          | —             |  |
| 21                    | <b>Mining</b> .....  | (A)   | (D)               | (D)       | 2                              | 1   | 1      | —        | —        | —        | —          | —          | —          | —             |  |
| 23                    | <b>Construction</b> .....  | (A)   | (D)               | (D)       | 10                             | 9   | 1      | —        | —        | —        | —          | —          | —          | —             |  |
| 31-33                 | <b>Manufacturing</b> .....   | 86  | 568               | 2 297     | 7                              | 4   | 1      | —        | 2        | —        | —          | —          | —          | —             |  |
| 42                    | <b>Wholesale trade</b> .....   | 137   | 891               | 3 892     | 12                             | 3   | 2      | 5        | 2        | —        | —          | —          | —          | —             |  |
| 44-45                 | <b>Retail trade</b> .....  | 252   | 948               | 4 369     | 35                             | 16  | 7      | 9        | 3        | —        | —          | —          | —          | —             |  |
| 447                   | Gasoline stations .....  | 104   | 348               | 1 680     | 10                             | 2   | 2      | 4        | 2        | —        | —          | —          | —          | —             |  |
| 4471                  | Gasoline stations .....  | 104   | 348               | 1 680     | 10                             | 2   | 2      | 4        | 2        | —        | —          | —          | —          | —             |  |
| 48-49                 | <b>Transportation &amp; warehousing</b> .....                            | 92  | 405               | 1 750     | 11                             | 5   | 3      | 2        | 1        | —        | —          | —          | —          | —             |  |
| 51                    | <b>Information</b> .....   | 28  | 74                | 270       | 4                              | 1   | 1      | 2        | —        | —        | —          | —          | —          | —             |  |
| 52                    | <b>Finance &amp; insurance</b> .....                                     | 64  | 344               | 1 434     | 9                              | 4   | 2      | 3        | —        | —        | —          | —          | —          | —             |  |
| 53                    | <b>Real estate &amp; rental &amp; leasing</b> .....                      | 6   | 15                | 76        | 4                              | 4   | —      | —        | —        | —        | —          | —          | —          | —             |  |
| 54                    | <b>Professional, scientific &amp; technical services</b> .....           | 15  | 40                | 161       | 7                              | 7   | —      | —        | —        | —        | —          | —          | —          | —             |  |
| 56                    | <b>Admin, support, waste mgt, remediation services</b> .....             | (A)   | (D)               | (D)       | 3                              | 3   | —      | —        | —        | —        | —          | —          | —          | —             |  |
| 62                    | <b>Health care and social assistance</b> .....                           | (B)   | (D)               | (D)       | 8                              | 2   | 3      | 2        | 1        | —        | —          | —          | —          | —             |  |
| 71                    | <b>Arts, entertainment &amp; recreation</b> .....                        | (A)   | (D)               | (D)       | 2                              | 2   | —      | —        | —        | —        | —          | —          | —          | —             |  |
| 72                    | <b>Accommodation &amp; food services</b> .....                           | 65  | 88                | 387       | 7                              | 2   | 3      | 1        | 1        | —        | —          | —          | —          | —             |  |
| 81                    | <b>Other services (except public administration)</b> .....               | 48  | 133               | 544       | 15                             | 11  | 3      | 1        | —        | —        | —          | —          | —          | —             |  |
| 99                    | <b>Unclassified establishments</b> .....                                 | (A)   | (D)               | (D)       | 2                              | 2   | —      | —        | —        | —        | —          | —          | —          | —             |  |
| <b>CLAY</b>           |  |   |                   |           |                                |   |        |          |          |          |            |            |            |               |  |
|                       | <b>Total</b> .....   | 82 831  | 707 805           | 2 932 197 | 4 869                          | 2 469   | 997    | 679      | 470      | 149      | 78         | 16         | 4          | 7             |  |
| 11                    | <b>Forestry, fishing, hunting, and agriculture support</b> .....         | 9   | 50                | 211       | 3                              | 2   | 1      | —        | —        | —        | —          | —          | —          | —             |  |
| 21                    | <b>Mining</b> .....  | 65  | 564               | 2 141     | 3                              | 1   | —      | 1        | 1        | —        | —          | —          | —          | —             |  |
| 22                    | <b>Utilities</b> .....   | 220   | 3 165             | 11 770    | 9                              | —   | 3      | 4        | —        | 2        | —          | —          | —          | —             |  |
| 221                   | Utilities .....  | 220   | 3 165             | 11 770    | 9                              | —   | 3      | 4        | —        | 2        | —          | —          | —          | —             |  |
| 2211                  | Elec pwr generation, transmsn & distribution ...                         | 195   | 2 797             | 10 521    | 6                              | —   | 1      | 3        | —        | 2        | —          | —          | —          | —             |  |
| 22112                 | Electric pwr transmsn, control & distribution ...                        | 195   | 2 797             | 10 521    | 6                              | —   | 1      | 3        | —        | 2        | —          | —          | —          | —             |  |
| 221122                | Electric power distribution .....  | 195   | 2 797             | 10 521    | 6                              | —   | 1      | 3        | —        | 2        | —          | —          | —          | —             |  |
| 23                    | <b>Construction</b> .....  | 4 129   | 36 355            | 154 979   | 521                            | 313   | 104    | 56       | 39       | 6        | 2          | 1          | —          | —             |  |
| 236                   | Construction of Buildings .....  | 644   | 5 153             | 24 242    | 148                            | 105   | 29     | 9        | 5        | —        | —          | —          | —          | —             |  |
| 2361                  | Residential Building Construction .....                                  | 479   | 3 534             | 16 595    | 123                            | 90  | 23     | 7        | 3        | —        | —          | —          | —          | —             |  |
| 23611                 | Residential Building Construction .....                                  | 479   | 3 534             | 16 595    | 123                            | 90  | 23     | 7        | 3        | —        | —          | —          | —          | —             |  |
| 236115                | New Single-Family Housing Construction (except Operative Builders) ..... | 232   | 1 414             | 5 769     | 67                             | 47  | 16     | 4        | —        | —        | —          | —          | —          | —             |  |
| 236117                | New Housing Operative Builders .....                                     | 111   | 782               | 3 999     | 23                             | 15  | 6      | 1        | 1        | —        | —          | —          | —          | —             |  |
| 2362                  | Nonresidential Building Construction .....                               | 165   | 1 619             | 7 647     | 25                             | 15  | 6      | 2        | 2        | —        | —          | —          | —          | —             |  |
| 23622                 | Commercial and Institutional Building Construction .....                 | (C)   | (D)               | (D)       | 23                             | 14  | 5      | 2        | 2        | —        | —          | —          | —          | —             |  |
| 237                   | Heavy and Civil Engineering Construction .....                           | 845   | 11 871            | 45 143    | 30                             | 10  | 6      | 5        | 6        | 2        | —          | 1          | —          | —             |  |
| 2371                  | Utility System Construction .....  | 648   | 9 824             | 34 311    | 19                             | 8   | 2      | 3        | 5        | —        | —          | 1          | —          | —             |  |
| 23711                 | Water and Sewer Line and Related Structures Construction .....           | 522   | 8 771             | 29 361    | 9                              | 3   | 2      | —        | 3        | —        | —          | 1          | —          | —             |  |
| 237110                | Water and Sewer Line and Related Structures Construction .....           | 522   | 8 771             | 29 361    | 9                              | 3   | 2      | —        | 3        | —        | —          | 1          | —          | —             |  |
| 23713                 | Power and Communication Line and Related Structures Construction .....   | 126   | 1 053             | 4 950     | 10                             | 5   | —      | 3        | 2        | —        | —          | —          | —          | —             |  |
| 237130                | Power and Communication Line and Related Structures Construction .....   | 126   | 1 053             | 4 950     | 10                             | 5   | —      | 3        | 2        | —        | —          | —          | —          | —             |  |
| 2373                  | Highway, Street, and Bridge Construction .....                           | (C)   | (D)               | (D)       | 8                              | 1   | 2      | 2        | 1        | 2        | —          | —          | —          | —             |  |
| 23731                 | Highway, Street, and Bridge Construction .....                           | (C)   | (D)               | (D)       | 8                              | 1   | 2      | 2        | 1        | 2        | —          | —          | —          | —             |  |

See footnotes at end of table.

**Table 6. Counties—Employees, Payroll, and Establishments by Industry: 2003—Con.**

[Excludes most government employees, railroad employees, and self-employed persons. Size class 1 to 4 includes establishments with payroll, but no employees, during mid-March pay period. (D) denotes figures withheld to avoid disclosing data for individual companies; the data are included in broader industry totals. Detailed industries with 100 or more employees are shown if industry was not a (D). For explanation of terms, abbreviations, and data reliability/comparability, see introductory text]

| NAICS code   | Industry   | Number of employees for week including March 12 | Payroll (\$1,000) |                | Total number of establishments | Number of establishments by employment-size class |           |           |           |           |            |            |            |               |          |          |
|--------------|--|---|-------------------|----------------|--------------------------------|---|-----------|-----------|-----------|-----------|------------|------------|------------|---------------|----------|----------|
|              |  |   | First quarter     | Annual         |                                | 1 to 4  | 5 to 9    | 10 to 19  | 20 to 49  | 50 to 99  | 100 to 249 | 250 to 499 | 500 to 999 | 1,000 or more |          |          |
| <b>23</b>    | <b>CLAY—Con.</b>   |   |                   |                |                                |   |           |           |           |           |            |            |            |               |          |          |
|              | <b>Construction—Con.</b>   |   |                   |                |                                |   |           |           |           |           |            |            |            |               |          |          |
| 238          | Specialty Trade Contractors .....                                  | 2 640   | 19 331            | 85 594         | 343                            | 198   | 69        | 42        | 28        | 4         | 2          | —          | —          | —             | —        | —        |
| 2381         | Foundation, Structure, and Building Exterior Contractors .....     | 869   | 5 014             | 22 906         | 101                            | 52  | 23        | 16        | 8         | 1         | 1          | —          | —          | —             | —        | —        |
| 23811        | Poured Concrete Foundation and Structure Contractors .....         | 411   | 2 106             | 10 766         | 33                             | 13  | 7         | 8         | 4         | —         | 1          | —          | —          | —             | —        | —        |
| 238110       | Poured Concrete Foundation and Structure Contractors .....         | 411   | 2 106             | 10 766         | 33                             | 13  | 7         | 8         | 4         | —         | 1          | —          | —          | —             | —        | —        |
| 23813        | Framing Contractors .....  | 182   | 916               | 4 057          | 31                             | 15  | 10        | 6         | —         | —         | —          | —          | —          | —             | —        | —        |
| 238130       | Framing Contractors .....  | 182   | 916               | 4 057          | 31                             | 15  | 10        | 6         | —         | —         | —          | —          | —          | —             | —        | —        |
| 23814        | Masonry Contractors .....  | 123   | 968               | 4 370          | 11                             | 6   | 3         | —         | 1         | 1         | —          | —          | —          | —             | —        | —        |
| 238140       | Masonry Contractors .....  | 123   | 968               | 4 370          | 11                             | 6   | 3         | —         | 1         | 1         | —          | —          | —          | —             | —        | —        |
| 23817        | Siding Contractors .....   | 103   | 710               | 2 416          | 14                             | 9   | 1         | 1         | 3         | —         | —          | —          | —          | —             | —        | —        |
| 238170       | Siding Contractors .....   | 103   | 710               | 2 416          | 14                             | 9   | 1         | 1         | 3         | —         | —          | —          | —          | —             | —        | —        |
| 2382         | Building Equipment Contractors .....                               | 1 169   | 10 625            | 44 740         | 107                            | 51  | 19        | 19        | 15        | 2         | 1          | —          | —          | —             | —        | —        |
| 23821        | Electrical Contractors .....                                       | 359   | 3 286             | 14 796         | 41                             | 17  | 10        | 8         | 6         | —         | —          | —          | —          | —             | —        | —        |
| 238210       | Electrical Contractors .....                                       | 359   | 3 286             | 14 796         | 41                             | 17  | 10        | 8         | 6         | —         | —          | —          | —          | —             | —        | —        |
| 23822        | Plumbing, Heating, and Air-Conditioning Contractors .....          | 632   | 6 651             | 27 235         | 61                             | 33  | 9         | 9         | 8         | 2         | —          | —          | —          | —             | —        | —        |
| 238220       | Plumbing, Heating, and Air-Conditioning Contractors .....          | 632   | 6 651             | 27 235         | 61                             | 33  | 9         | 9         | 8         | 2         | —          | —          | —          | —             | —        | —        |
| 23829        | Other Building Equipment Contractors .....                         | 178   | 688               | 2 709          | 5                              | 1   | —         | 2         | 1         | —         | 1          | —          | —          | —             | —        | —        |
| 238290       | Other Building Equipment Contractors .....                         | 178   | 688               | 2 709          | 5                              | 1   | —         | 2         | 1         | —         | 1          | —          | —          | —             | —        | —        |
| 2383         | Building Finishing Contractors .....                               | 435   | 2 559             | 11 222         | 89                             | 59  | 20        | 6         | 3         | 1         | —          | —          | —          | —             | —        | —        |
| 23831        | Drywall and Insulation Contractors .....                           | 110   | 597               | 2 278          | 15                             | 9   | 4         | —         | 1         | 1         | —          | —          | —          | —             | —        | —        |
| 238310       | Drywall and Insulation Contractors .....                           | 110   | 597               | 2 278          | 15                             | 9   | 4         | —         | 1         | 1         | —          | —          | —          | —             | —        | —        |
| 23832        | Painting and Wall Covering Contractors .....                       | 171   | 943               | 4 316          | 36                             | 23  | 8         | 4         | 1         | —         | —          | —          | —          | —             | —        | —        |
| 238320       | Painting and Wall Covering Contractors .....                       | 171   | 943               | 4 316          | 36                             | 23  | 8         | 4         | 1         | —         | —          | —          | —          | —             | —        | —        |
| 2389         | Other Specialty Trade Contractors .....                            | 167   | 1 133             | 6 726          | 46                             | 36  | 7         | 1         | 2         | —         | —          | —          | —          | —             | —        | —        |
| 23891        | Site Preparation Contractors .....                                 | 100   | 704               | 3 771          | 16                             | 8   | 6         | 1         | 1         | —         | —          | —          | —          | —             | —        | —        |
| 238910       | Site Preparation Contractors .....                                 | 100   | 704               | 3 771          | 16                             | 8   | 6         | 1         | 1         | —         | —          | —          | —          | —             | —        | —        |
| <b>31-33</b> | <b>Manufacturing .....</b>   | <b>13 487</b>                                   | <b>181 758</b>    | <b>766 907</b> | <b>222</b>                     | <b>60</b>   | <b>32</b> | <b>42</b> | <b>40</b> | <b>26</b> | <b>16</b>  | <b>5</b>   | <b>—</b>   | <b>—</b>      | <b>—</b> | <b>1</b> |
| 311          | Food mfg .....   | 1 139   | 12 158            | 55 454         | 21                             | 7   | 2         | 1         | 3         | 5         | 2          | 1          | —          | —             | —        | —        |
| 3112         | Grain & oilseed milling .....                                      | (E)   | (D)               | (D)            | 5                              | —   | 1         | —         | 1         | 2         | 1          | —          | —          | —             | —        | —        |
| 31122        | Starch & vegetable fats & oils mfg .....                           | (E)   | (D)               | (D)            | 3                              | —   | —         | —         | 1         | 1         | 1          | —          | —          | —             | —        | —        |
| 3118         | Bakeries & tortilla mfg .....                                      | (E)   | (D)               | (D)            | 8                              | 4   | 1         | —         | 1         | 1         | —          | 1          | —          | —             | —        | —        |
| 31182        | Cookie, cracker & pasta mfg .....                                  | (E)   | (D)               | (D)            | 4                              | 1   | —         | —         | 1         | 1         | —          | 1          | —          | —             | —        | —        |
| 3119         | Other food mfg .....   | 266   | 2 777             | 13 938         | 4                              | 1   | —         | —         | —         | 2         | 1          | —          | —          | —             | —        | —        |
| 31199        | All other food mfg .....   | 266   | 2 777             | 13 938         | 4                              | 1   | —         | —         | —         | 2         | 1          | —          | —          | —             | —        | —        |
| 315          | Apparel manufacturing .....  | (C)   | (D)               | (D)            | 4                              | 1   | 1         | 1         | —         | —         | 1          | —          | —          | —             | —        | —        |
| 3152         | Cut & sew apparel mfg .....  | (C)   | (D)               | (D)            | 4                              | 1   | 1         | 1         | —         | —         | 1          | —          | —          | —             | —        | —        |
| 31521        | Cut & sew apparel contractors .....                                | (C)   | (D)               | (D)            | 3                              | —   | 1         | 1         | —         | —         | 1          | —          | —          | —             | —        | —        |
| 322          | Paper mfg .....  | 898   | 8 579             | 36 349         | 11                             | 1   | 1         | —         | 1         | 4         | 4          | —          | —          | —             | —        | —        |
| 3222         | Converted paper product mfg .....                                  | (F)   | (D)               | (D)            | 10                             | 1   | —         | —         | 1         | 3         | 4          | —          | —          | —             | —        | —        |
| 32221        | Paperboard container mfg .....                                     | 508   | 5 168             | 22 899         | 4                              | —   | —         | —         | —         | 1         | 3          | —          | —          | —             | —        | —        |
| 32222        | Paper bag & coated & treated paper mfg .....                       | (C)   | (D)               | (D)            | 3                              | —   | —         | —         | 1         | 1         | 1          | —          | —          | —             | —        | —        |
| 323          | Printing & related support activities .....                        | 1 514   | 14 646            | 63 810         | 52                             | 16  | 15        | 7         | 8         | 3         | 1          | 2          | —          | —             | —        | —        |
| 3231         | Printing & related support activities .....                        | 1 514   | 14 646            | 63 810         | 52                             | 16  | 15        | 7         | 8         | 3         | 1          | 2          | —          | —             | —        | —        |
| 32311        | Printing .....   | 1 421   | 13 552            | 59 243         | 47                             | 16  | 15        | 5         | 5         | 3         | 1          | 2          | —          | —             | —        | —        |
| 323110       | Commercial lithographic printing .....                             | 1 243   | 12 262            | 53 753         | 20                             | 5   | 2         | 4         | 3         | 3         | 1          | 2          | —          | —             | —        | —        |
| 325          | Chemical mfg .....   | 639   | 6 398             | 26 587         | 19                             | 3   | 2         | 5         | 5         | 2         | 2          | —          | —          | —             | —        | —        |
| 3255         | Paint, coating & adhesive mfg .....                                | 363   | 3 519             | 13 234         | 7                              | 1   | —         | 2         | 2         | —         | 2          | —          | —          | —             | —        | —        |
| 32551        | Paint & coating mfg .....  | (E)   | (D)               | (D)            | 5                              | 1   | —         | 1         | 1         | —         | 2          | —          | —          | —             | —        | —        |
| 3259         | Other chemical product & preparation mfg .....                     | 173   | 1 794             | 8 722          | 5                              | —   | 2         | —         | 1         | 2         | —          | —          | —          | —             | —        | —        |
| 32591        | Printing ink mfg .....   | (C)   | (D)               | (D)            | 4                              | —   | 1         | —         | 1         | 2         | —          | —          | —          | —             | —        | —        |
| 326          | Plastics & rubber products mfg .....                               | 987   | 8 057             | 30 997         | 15                             | 1   | —         | 3         | 5         | 3         | 2          | 1          | —          | —             | —        | —        |
| 3261         | Plastics product mfg .....   | 634   | 5 166             | 20 394         | 12                             | 1   | —         | 3         | 3         | 3         | 2          | —          | —          | —             | —        | —        |
| 32612        | Plastics pipe, pipe fitting, & unsupported profile shape mfg ..... | (C)   | (D)               | (D)            | 1                              | —   | —         | —         | —         | —         | 1          | —          | —          | —             | —        | —        |
| 32616        | Plastics bottle mfg .....  | (C)   | (D)               | (D)            | 2                              | —   | —         | —         | —         | —         | 2          | —          | —          | —             | —        | —        |
| 32619        | Other plastics product mfg .....                                   | 389   | 2 936             | 12 589         | 8                              | 1   | —         | 2         | 3         | 1         | 1          | —          | —          | —             | —        | —        |
| 326199       | All other plastics product mfg .....                               | 389   | 2 936             | 12 589         | 8                              | 1   | —         | 2         | 3         | 1         | 1          | —          | —          | —             | —        | —        |
| 3262         | Rubber product mfg .....   | 353   | 2 891             | 10 603         | 3                              | —   | —         | —         | 2         | —         | —          | 1          | —          | —             | —        | —        |
| 32622        | Rubber & plastics hoses & belting mfg .....                        | (E)   | (D)               | (D)            | 1                              | —   | —         | —         | —         | —         | —          | 1          | —          | —             | —        | —        |
| 327          | Nonmetallic mineral product mfg .....                              | 145   | 1 310             | 5 703          | 8                              | 4   | —         | 2         | 1         | 1         | —          | —          | —          | —             | —        | —        |
| 332          | Fabricated metal product mfg .....                                 | 1 108   | 10 326            | 41 251         | 32                             | 8   | 3         | 9         | 5         | 5         | 2          | —          | —          | —             | —        | —        |
| 3323         | Architectural & structural metals mfg .....                        | 373   | 3 180             | 12 816         | 10                             | 3   | —         | 1         | 3         | 3         | —          | —          | —          | —             | —        | —        |
| 33231        | Plate work & fabricated structural prod mfg .....                  | (C)   | (D)               | (D)            | 3                              | 1   | —         | —         | 1         | 1         | —          | —          | —          | —             | —        | —        |
| 33232        | Ornamental & architectural metal prod mfg .....                    | (C)   | (D)               | (D)            | 7                              | 2   | —         | 1         | 2         | 2         | —          | —          | —          | —             | —        | —        |
| 332322       | Sheet metal work mfg .....   | 114   | 550               | 1 795          | 3                              | 1   | —         | —         | 1         | 1         | —          | —          | —          | —             | —        | —        |
| 3327         | Mach shops, turn prod, screw, nut, bolt mfg .....                  | 163   | 1 491             | 6 248          | 13                             | 5   | 2         | 4         | 1         | 1         | —          | —          | —          | —             | —        | —        |
| 33271        | Machine shops .....  | 163   | 1 491             | 6 248          | 13                             | 5   | 2         | 4         | 1         | 1         | —          | —          | —          | —             | —        | —        |
| 332710       | Machine shops .....  | 163   | 1 491             | 6 248          | 13                             | 5   | 2         | 4         | 1         | 1         | —          | —          | —          | —             | —        | —        |
| 3328         | Coating, engrave, heat treating & oth activity .....               | (E)   | (D)               | (D)            | 3                              | —   | —         | —         | 1         | 1         | —          | 1          | —          | —             | —        | —        |
| 33281        | Coating, engrave, heat treating & oth activity .....               | (E)   | (D)               | (D)            | 3                              | —   | —         | —         | 1         | 1         | —          | 1          | —          | —             | —        | —        |
| 3329         | Other fabricated metal product mfg .....                           | (C)   | (D)               | (D)            | 1                              | —   | —         | —         | —         | —         | 1          | —          | —          | —             | —        | —        |
| 33291        | Metal valve mfg .....  | (C)   | (D)               | (D)            | 1                              | —   | —         | —         | —         | —         | 1          | —          | —          | —             | —        | —        |
| 333          | Machinery mfg .....  | 302   | 3 483             | 12 272         | 13                             | 3   | 3         | 3         | 3         | —         | 1          | —          | —          | —             | —        | —        |
| 3332         | Industrial machinery mfg .....                                     | 204   | 2 354             | 9 164          | 3                              | —   | —         | —         | 2         | —         | 1          | —          | —          | —             | —        | —        |
| 33329        | Other industrial machinery mfg .....                               | (C)   | (D)               | (D)            | 2                              | —   | —         | —         | 1         | —         | 1          | —          | —          | —             | —        | —        |

See footnotes at end of table.



**Table 6. Counties—Employees, Payroll, and Establishments by Industry: 2003—Con.**

[Excludes most government employees, railroad employees, and self-employed persons. Size class 1 to 4 includes establishments with payroll, but no employees, during mid-March pay period. (D) denotes figures withheld to avoid disclosing data for individual companies; the data are included in broader industry totals. Detailed industries with 100 or more employees are shown if industry was not a (D). For explanation of terms, abbreviations, and data reliability/comparability, see introductory text]

| NAICS code                      | Industry   | Number of employees for week including March 12 | Payroll (\$1,000) |                | Total number of establishments | Number of establishments by employment-size class |           |           |           |          |            |            |            |               |   |   |   |  |  |  |  |  |  |  |  |  |  |
|---------------------------------|--|---|-------------------|----------------|--------------------------------|---|-----------|-----------|-----------|----------|------------|------------|------------|---------------|---|---|---|--|--|--|--|--|--|--|--|--|--|
|                                 |  |   | First quarter     | Annual         |                                | 1 to 4  | 5 to 9    | 10 to 19  | 20 to 49  | 50 to 99 | 100 to 249 | 250 to 499 | 500 to 999 | 1,000 or more |   |   |   |  |  |  |  |  |  |  |  |  |  |
| <b>CLAY—Con.</b>                |  |   |                   |                |                                |   |           |           |           |          |            |            |            |               |   |   |   |  |  |  |  |  |  |  |  |  |  |
| <b>31-33 Manufacturing—Con.</b> |  |   |                   |                |                                |   |           |           |           |          |            |            |            |               |   |   |   |  |  |  |  |  |  |  |  |  |  |
| 335                             | Electrical equip, appliance & component mfg . . . .                                | (C)   | (D)               | (D)            | 2                              | —   | 1         | —         | —         | —        | 1          | —          | —          | —             | — | — | — |  |  |  |  |  |  |  |  |  |  |
| 3359                            | Other electrical equipment & component mfg . . .                                   | (C)   | (D)               | (D)            | 1                              | —   | —         | —         | —         | —        | —          | —          | —          | 1             | — | — | — |  |  |  |  |  |  |  |  |  |  |
| 33599                           | All oth electrical equipment & component mfg . . . . .                             | (C)   | (D)               | (D)            | 1                              | —   | —         | —         | —         | —        | —          | —          | —          | 1             | — | — | — |  |  |  |  |  |  |  |  |  |  |
| 336                             | Transportation equipment mfg . . . . .   | (I)   | (D)               | (D)            | 5                              | —   | 1         | 1         | —         | 1        | —          | 1          | —          | 1             | — | 1 | — |  |  |  |  |  |  |  |  |  |  |
| 3361                            | Motor vehicle mfg . . . . .  | (I)   | (D)               | (D)            | 1                              | —   | —         | —         | —         | —        | —          | —          | —          | —             | — | — | 1 |  |  |  |  |  |  |  |  |  |  |
| 33611                           | Automobile & light duty motor vehicle mfg . . . .                                  | (I)   | (D)               | (D)            | 1                              | —   | —         | —         | —         | —        | —          | —          | —          | —             | — | — | 1 |  |  |  |  |  |  |  |  |  |  |
| 3363                            | Motor vehicle parts mfg . . . . .  | (E)   | (D)               | (D)            | 3                              | —   | —         | 1         | —         | 1        | —          | 1          | —          | 1             | — | — | — |  |  |  |  |  |  |  |  |  |  |
| 33636                           | Motor vehicle seating & interior trim mfg . . . . .                                | (E)   | (D)               | (D)            | 1                              | —   | —         | —         | —         | —        | —          | —          | —          | 1             | — | — | — |  |  |  |  |  |  |  |  |  |  |
| 337                             | Furniture & related product mfg . . . . .  | (C)   | (D)               | (D)            | 10                             | 3   | —         | 4         | 3         | —        | —          | —          | —          | —             | — | — | — |  |  |  |  |  |  |  |  |  |  |
| 3371                            | HH & institutional furniture & kitchen cabinet mfg . . . . .                       | (C)   | (D)               | (D)            | 9                              | 3   | —         | 4         | 2         | —        | —          | —          | —          | —             | — | — | — |  |  |  |  |  |  |  |  |  |  |
| 339                             | Miscellaneous mfg . . . . .  | 246   | 2 118             | 9 161          | 11                             | 4   | 1         | 2         | 2         | 2        | —          | —          | —          | —             | — | — | — |  |  |  |  |  |  |  |  |  |  |
| 3399                            | Other miscellaneous mfg . . . . .  | 199   | 1 782             | 7 841          | 8                              | 3   | 1         | 1         | 1         | 2        | —          | —          | —          | —             | — | — | — |  |  |  |  |  |  |  |  |  |  |
| <b>42</b>                       | <b>Wholesale trade . . . . .</b>   | <b>4 275</b>                                    | <b>40 217</b>     | <b>164 587</b> | <b>319</b>                     | <b>149</b>  | <b>71</b> | <b>45</b> | <b>40</b> | <b>9</b> | <b>4</b>   | <b>1</b>   | —          | —             | — | — | — |  |  |  |  |  |  |  |  |  |  |
| 423                             | Merchant Wholesalers, Durable Goods . . . . .                                      | 2 271   | 22 206            | 91 262         | 191                            | 80  | 48        | 33        | 24        | 4        | 2          | —          | —          | —             | — | — | — |  |  |  |  |  |  |  |  |  |  |
| 4231                            | Motor Vehicle and Motor Vehicle Parts and Supplies Merchant Wholesalers . . . . .  | 413   | 4 376             | 18 159         | 18                             | 6   | 5         | 2         | 3         | 1        | 1          | —          | —          | —             | — | — | — |  |  |  |  |  |  |  |  |  |  |
| 42311                           | Automobile and Other Motor Vehicle Merchant Wholesalers . . . . .                  | 169   | 1 984             | 8 542          | 5                              | 2   | 1         | —         | 1         | —        | 1          | —          | —          | —             | — | — | — |  |  |  |  |  |  |  |  |  |  |
| 423110                          | Automobile and Other Motor Vehicle Merchant Wholesalers . . . . .                  | 169   | 1 984             | 8 542          | 5                              | 2   | 1         | —         | 1         | —        | 1          | —          | —          | —             | — | — | — |  |  |  |  |  |  |  |  |  |  |
| 42312                           | Motor Vehicle Supplies and New Parts Merchant Wholesalers . . . . .                | 212   | 2 087             | 8 379          | 9                              | 3   | 2         | 1         | 2         | 1        | —          | —          | —          | —             | — | — | — |  |  |  |  |  |  |  |  |  |  |
| 423120                          | Motor Vehicle Supplies and New Parts Merchant Wholesalers . . . . .                | 212   | 2 087             | 8 379          | 9                              | 3   | 2         | 1         | 2         | 1        | —          | —          | —          | —             | — | — | — |  |  |  |  |  |  |  |  |  |  |
| 4233                            | Lumber and Other Construction Materials Merchant Wholesalers . . . . .             | 319   | 2 918             | 10 499         | 21                             | 6   | 6         | 5         | 3         | 1        | —          | —          | —          | —             | — | — | — |  |  |  |  |  |  |  |  |  |  |
| 42331                           | Lumber, Plywood, Millwork, and Wood Panel Merchant Wholesalers . . . . .           | 274   | 2 456             | 8 597          | 13                             | 1   | 4         | 4         | 3         | 1        | —          | —          | —          | —             | — | — | — |  |  |  |  |  |  |  |  |  |  |
| 423310                          | Lumber, Plywood, Millwork, and Wood Panel Merchant Wholesalers . . . . .           | 274   | 2 456             | 8 597          | 13                             | 1   | 4         | 4         | 3         | 1        | —          | —          | —          | —             | — | — | — |  |  |  |  |  |  |  |  |  |  |
| 4234                            | Professional and Commercial Equipment and Supplies Merchant Wholesalers . . . . .  | 375   | 4 273             | 17 228         | 27                             | 13  | 8         | 1         | 3         | 1        | 1          | —          | —          | —             | — | — | — |  |  |  |  |  |  |  |  |  |  |
| 42344                           | Other Commercial Equipment Merchant Wholesalers . . . . .                          | (C)   | (D)               | (D)            | 1                              | —   | —         | —         | —         | —        | 1          | —          | —          | —             | — | — | — |  |  |  |  |  |  |  |  |  |  |
| 42345                           | Medical, Dental, and Hospital Equipment and Supplies Merchant Wholesaler . . . . . | 117   | 1 436             | 6 272          | 5                              | 1   | 2         | —         | 1         | 1        | —          | —          | —          | —             | — | — | — |  |  |  |  |  |  |  |  |  |  |
| 423450                          | Medical, Dental, and Hospital Equipment and Supplies Merchant Wholesaler . . . . . | 117   | 1 436             | 6 272          | 5                              | 1   | 2         | —         | 1         | 1        | —          | —          | —          | —             | — | — | — |  |  |  |  |  |  |  |  |  |  |
| 4235                            | Metal and Mineral (except Petroleum) Merchant Wholesalers . . . . .                | 207   | 2 134             | 8 850          | 10                             | 3   | 1         | 2         | 3         | 1        | —          | —          | —          | —             | — | — | — |  |  |  |  |  |  |  |  |  |  |
| 42351                           | Metal Service Centers and Other Metal Merchant Wholesalers . . . . .               | 207   | 2 134             | 8 850          | 10                             | 3   | 1         | 2         | 3         | 1        | —          | —          | —          | —             | — | — | — |  |  |  |  |  |  |  |  |  |  |
| 423510                          | Metal Service Centers and Other Metal Merchant Wholesalers . . . . .               | 207   | 2 134             | 8 850          | 10                             | 3   | 1         | 2         | 3         | 1        | —          | —          | —          | —             | — | — | — |  |  |  |  |  |  |  |  |  |  |
| 4236                            | Electrical and Electronic Goods Merchant Wholesalers . . . . .                     | 185   | 1 425             | 7 191          | 19                             | 6   | 6         | 5         | 2         | —        | —          | —          | —          | —             | — | — | — |  |  |  |  |  |  |  |  |  |  |
| 42361                           | Electrical Apparatus and Equipment, Wiring Supplies, and Related Equipme . . . . . | 101   | 742               | 3 190          | 11                             | 2   | 5         | 3         | 1         | —        | —          | —          | —          | —             | — | — | — |  |  |  |  |  |  |  |  |  |  |
| 423610                          | Electrical Apparatus and Equipment, Wiring Supplies, and Related Equipme . . . . . | 101   | 742               | 3 190          | 11                             | 2   | 5         | 3         | 1         | —        | —          | —          | —          | —             | — | — | — |  |  |  |  |  |  |  |  |  |  |
| 4237                            | Hardware, and Plumbing and Heating Equipment and Supplies Merchant Whole . . . .   | 122   | 1 229             | 5 133          | 17                             | 9   | 5         | 2         | 1         | —        | —          | —          | —          | —             | — | — | — |  |  |  |  |  |  |  |  |  |  |
| 4238                            | Machinery, Equipment, and Supplies Merchant Wholesalers . . . . .                  | 498   | 4 761             | 19 192         | 56                             | 23  | 14        | 12        | 7         | —        | —          | —          | —          | —             | — | — | — |  |  |  |  |  |  |  |  |  |  |
| 42383                           | Industrial Machinery and Equipment Merchant Wholesalers . . . . .                  | 219   | 2 197             | 8 374          | 28                             | 13  | 9         | 3         | 3         | —        | —          | —          | —          | —             | — | — | — |  |  |  |  |  |  |  |  |  |  |
| 423830                          | Industrial Machinery and Equipment Merchant Wholesalers . . . . .                  | 219   | 2 197             | 8 374          | 28                             | 13  | 9         | 3         | 3         | —        | —          | —          | —          | —             | — | — | — |  |  |  |  |  |  |  |  |  |  |
| 42384                           | Industrial Supplies Merchant Wholesalers . . . .                                   | 137   | 1 422             | 5 805          | 10                             | 3   | 1         | 3         | 3         | —        | —          | —          | —          | —             | — | — | — |  |  |  |  |  |  |  |  |  |  |
| 423840                          | Industrial Supplies Merchant Wholesalers . . . .                                   | 137   | 1 422             | 5 805          | 10                             | 3   | 1         | 3         | 3         | —        | —          | —          | —          | —             | — | — | — |  |  |  |  |  |  |  |  |  |  |
| 424                             | Merchant Wholesalers, Nondurable Goods . . . . .                                   | 1 433   | 14 853            | 60 810         | 93                             | 42  | 17        | 11        | 16        | 5        | 2          | —          | —          | —             | — | — | — |  |  |  |  |  |  |  |  |  |  |
| 4241                            | Paper and Paper Product Merchant Wholesalers . . . . .                             | 165   | 1 799             | 6 944          | 13                             | 6   | 3         | 1         | 3         | —        | —          | —          | —          | —             | — | — | — |  |  |  |  |  |  |  |  |  |  |
| 4244                            | Grocery and Related Product Wholesalers . . . .                                    | 396   | 3 057             | 14 200         | 22                             | 7   | 6         | 1         | 6         | 2        | —          | —          | —          | —             | — | — | — |  |  |  |  |  |  |  |  |  |  |
| 42449                           | Other Grocery and Related Products Merchant Wholesalers . . . . .                  | 129   | 985               | 4 976          | 9                              | 3   | 3         | —         | 3         | —        | —          | —          | —          | —             | — | — | — |  |  |  |  |  |  |  |  |  |  |
| 424490                          | Other Grocery and Related Products Merchant Wholesalers . . . . .                  | 129   | 985               | 4 976          | 9                              | 3   | 3         | —         | 3         | —        | —          | —          | —          | —             | — | — | — |  |  |  |  |  |  |  |  |  |  |
| 4245                            | Farm Product Raw Material Merchant Wholesalers . . . . .                           | 136   | 1 772             | 7 316          | 4                              | 1   | 1         | 1         | —         | —        | 1          | —          | —          | —             | — | — | — |  |  |  |  |  |  |  |  |  |  |
| 42451                           | Grain and Field Bean Merchant Wholesalers . .                                      | (C)   | (D)               | (D)            | 3                              | —   | 1         | 1         | —         | —        | 1          | —          | —          | —             | — | — | — |  |  |  |  |  |  |  |  |  |  |
| 4246                            | Chemical and Allied Products Merchant Wholesalers . . . . .                        | 216   | 2 499             | 10 601         | 22                             | 10  | 4         | 4         | 4         | —        | —          | —          | —          | —             | — | — | — |  |  |  |  |  |  |  |  |  |  |
| 42469                           | Other Chemical and Allied Products Merchant Wholesalers . . . . .                  | 125   | 1 404             | 6 209          | 14                             | 7   | 3         | 1         | 3         | —        | —          | —          | —          | —             | — | — | — |  |  |  |  |  |  |  |  |  |  |
| 424690                          | Other Chemical and Allied Products Merchant Wholesalers . . . . .                  | 125   | 1 404             | 6 209          | 14                             | 7   | 3         | 1         | 3         | —        | —          | —          | —          | —             | — | — | — |  |  |  |  |  |  |  |  |  |  |
| 4248                            | Beer, Wine, and Distilled Alcoholic Beverage Merchant Wholesalers . . . . .        | (C)   | (D)               | (D)            | 3                              | —   | —         | 1         | —         | 1        | —          | —          | —          | —             | — | — | — |  |  |  |  |  |  |  |  |  |  |
| 42482                           | Wine and Distilled Alcoholic Beverage Merchant Wholesalers . . . . .               | (C)   | (D)               | (D)            | 1                              | —   | —         | —         | —         | —        | 1          | —          | —          | —             | — | — | — |  |  |  |  |  |  |  |  |  |  |
| 4249                            | Miscellaneous Nondurable Goods Merchant Wholesalers . . . . .                      | 169   | 1 232             | 5 167          | 20                             | 11  | 3         | 3         | 3         | —        | —          | —          | —          | —             | — | — | — |  |  |  |  |  |  |  |  |  |  |

See footnotes at end of table.

**Table 6. Counties—Employees, Payroll, and Establishments by Industry: 2003—Con.**

[Excludes most government employees, railroad employees, and self-employed persons. Size class 1 to 4 includes establishments with payroll, but no employees, during mid-March pay period. (D) denotes figures withheld to avoid disclosing data for individual companies; the data are included in broader industry totals. Detailed industries with 100 or more employees are shown if industry was not a (D). For explanation of terms, abbreviations, and data reliability/comparability, see introductory text]

| NAICS code                     | Industry  | Number of employees for week including March 12 | Payroll (\$1,000) |                | Total number of establishments | Number of establishments by employment-size class |            |            |           |           |            |            |            |               |   |  |  |  |  |  |  |  |  |  |  |  |  |
|--------------------------------|---|---|-------------------|----------------|--------------------------------|---|------------|------------|-----------|-----------|------------|------------|------------|---------------|---|--|--|--|--|--|--|--|--|--|--|--|--|
|                                |   |   | First quarter     | Annual         |                                | 1 to 4  | 5 to 9     | 10 to 19   | 20 to 49  | 50 to 99  | 100 to 249 | 250 to 499 | 500 to 999 | 1,000 or more |   |  |  |  |  |  |  |  |  |  |  |  |  |
| <b>CLAY—Con.</b>               |   |   |                   |                |                                |   |            |            |           |           |            |            |            |               |   |  |  |  |  |  |  |  |  |  |  |  |  |
| <b>42 Wholesale trade—Con.</b> |   |   |                   |                |                                |   |            |            |           |           |            |            |            |               |   |  |  |  |  |  |  |  |  |  |  |  |  |
| 425                            | Wholesale Electronic Markets and Agents and Brokers .....   | 571   | 3 158             | 12 515         | 35                             | 27  | 6          | 1          | —         | —         | —          | —          | 1          | —             | — |  |  |  |  |  |  |  |  |  |  |  |  |
| 4251                           | Wholesale Electronic Markets and Agents and Brokers .....   | 571   | 3 158             | 12 515         | 35                             | 27  | 6          | 1          | —         | —         | —          | —          | 1          | —             | — |  |  |  |  |  |  |  |  |  |  |  |  |
| 42512                          | Wholesale Trade Agents and Brokers .....                    | (F)   | (D)               | (D)            | 34                             | 26  | 6          | 1          | —         | —         | —          | —          | 1          | —             | — |  |  |  |  |  |  |  |  |  |  |  |  |
| <b>44-45</b>                   | <b>Retail trade .....</b>                                   | <b>12 700</b>                                   | <b>66 409</b>     | <b>279 550</b> | <b>723</b>                     | <b>292</b>  | <b>185</b> | <b>128</b> | <b>62</b> | <b>25</b> | <b>28</b>  | <b>2</b>   | <b>1</b>   | —             |   |  |  |  |  |  |  |  |  |  |  |  |  |
| 441                            | Motor vehicle & parts dealers .....                         | 2 227   | 20 738            | 89 651         | 106                            | 39  | 16         | 26         | 11        | 9         | 5          | —          | —          | —             |   |  |  |  |  |  |  |  |  |  |  |  |  |
| 4411                           | Automobile dealers .....                                    | 1 703   | 17 463            | 75 257         | 53                             | 23  | 4          | 5          | 7         | 9         | 5          | —          | —          | —             |   |  |  |  |  |  |  |  |  |  |  |  |  |
| 44111                          | New car dealers .....                                       | 1 570   | 16 550            | 71 475         | 25                             | 2   | 2          | —          | 7         | 9         | 5          | —          | —          | —             |   |  |  |  |  |  |  |  |  |  |  |  |  |
| 441110                         | New car dealers .....                                       | 1 570   | 16 550            | 71 475         | 25                             | 2   | 2          | —          | 7         | 9         | 5          | —          | —          | —             |   |  |  |  |  |  |  |  |  |  |  |  |  |
| 44112                          | Used car dealers .....                                      | 133   | 913               | 3 782          | 28                             | 21  | 2          | 5          | —         | —         | —          | —          | —          | —             |   |  |  |  |  |  |  |  |  |  |  |  |  |
| 441120                         | Used car dealers .....                                      | 133   | 913               | 3 782          | 28                             | 21  | 2          | 5          | —         | —         | —          | —          | —          | —             |   |  |  |  |  |  |  |  |  |  |  |  |  |
| 4412                           | Other motor vehicle dealers .....                           | 140   | 847               | 5 238          | 11                             | 3   | 2          | 5          | 1         | —         | —          | —          | —          | —             |   |  |  |  |  |  |  |  |  |  |  |  |  |
| 44122                          | Motorcycle & boat & other MV dealers .....                  | (C)   | (D)               | (D)            | 10                             | 3   | 2          | 4          | 1         | —         | —          | —          | —          | —             |   |  |  |  |  |  |  |  |  |  |  |  |  |
| 4413                           | Automotive parts, accessories & tire stores .....           | 384   | 2 428             | 9 156          | 42                             | 13  | 10         | 16         | 3         | —         | —          | —          | —          | —             |   |  |  |  |  |  |  |  |  |  |  |  |  |
| 44131                          | Automotive parts, accessories & tire stores .....           | 243   | 1 275             | 4 987          | 27                             | 11  | 4          | 9          | 3         | —         | —          | —          | —          | —             |   |  |  |  |  |  |  |  |  |  |  |  |  |
| 441310                         | Automotive parts, accessories & tire stores .....           | 243   | 1 275             | 4 987          | 27                             | 11  | 4          | 9          | 3         | —         | —          | —          | —          | —             |   |  |  |  |  |  |  |  |  |  |  |  |  |
| 44132                          | Tire dealers .....  | 141   | 1 153             | 4 169          | 15                             | 2   | 6          | 7          | —         | —         | —          | —          | —          | —             |   |  |  |  |  |  |  |  |  |  |  |  |  |
| 441320                         | Tire dealers .....  | 141   | 1 153             | 4 169          | 15                             | 2   | 6          | 7          | —         | —         | —          | —          | —          | —             |   |  |  |  |  |  |  |  |  |  |  |  |  |
| 442                            | Furniture & home furnishing stores .....                    | 286   | 1 586             | 6 324          | 39                             | 19  | 11         | 6          | 3         | —         | —          | —          | —          | —             |   |  |  |  |  |  |  |  |  |  |  |  |  |
| 4421                           | Furniture stores .....                                      | 149   | 1 111             | 4 393          | 16                             | 6   | 6          | 2          | 2         | —         | —          | —          | —          | —             |   |  |  |  |  |  |  |  |  |  |  |  |  |
| 44211                          | Furniture stores .....                                      | 149   | 1 111             | 4 393          | 16                             | 6   | 6          | 2          | 2         | —         | —          | —          | —          | —             |   |  |  |  |  |  |  |  |  |  |  |  |  |
| 442110                         | Furniture stores .....                                      | 149   | 1 111             | 4 393          | 16                             | 6   | 6          | 2          | 2         | —         | —          | —          | —          | —             |   |  |  |  |  |  |  |  |  |  |  |  |  |
| 4422                           | Home furnishings stores .....                               | 137   | 475               | 1 931          | 23                             | 13  | 5          | 4          | 1         | —         | —          | —          | —          | —             |   |  |  |  |  |  |  |  |  |  |  |  |  |
| 443                            | Electronics & appliance stores .....                        | 361   | 1 676             | 7 317          | 34                             | 18  | 9          | 5          | —         | 1         | 1          | —          | —          | —             |   |  |  |  |  |  |  |  |  |  |  |  |  |
| 4431                           | Electronics & appliance stores .....                        | 361   | 1 676             | 7 317          | 34                             | 18  | 9          | 5          | —         | 1         | 1          | —          | —          | —             |   |  |  |  |  |  |  |  |  |  |  |  |  |
| 44311                          | Appliance, TV & all other electronics stores .....          | 320   | 1 549             | 6 692          | 27                             | 15  | 7          | 3          | —         | 1         | 1          | —          | —          | —             |   |  |  |  |  |  |  |  |  |  |  |  |  |
| 443112                         | Radio, television & other electronics stores .....          | 270   | 1 188             | 5 242          | 19                             | 11  | 5          | 1          | —         | 1         | 1          | —          | —          | —             |   |  |  |  |  |  |  |  |  |  |  |  |  |
| 444                            | Bldg material & garden equip & supp dealers .....           | 1 234   | 8 057             | 33 619         | 67                             | 21  | 19         | 15         | 6         | 3         | 3          | —          | —          | —             |   |  |  |  |  |  |  |  |  |  |  |  |  |
| 4441                           | Building material & supplies dealers .....                  | 1 072   | 7 565             | 31 148         | 48                             | 12  | 16         | 10         | 5         | 2         | 3          | —          | —          | —             |   |  |  |  |  |  |  |  |  |  |  |  |  |
| 44411                          | Home centers .....  | (E)   | (D)               | (D)            | 5                              | 1   | 1          | —          | —         | 1         | 2          | —          | —          | —             |   |  |  |  |  |  |  |  |  |  |  |  |  |
| 44413                          | Hardware stores .....                                       | 140   | 645               | 2 733          | 15                             | 4   | 5          | 3          | 3         | —         | —          | —          | —          | —             |   |  |  |  |  |  |  |  |  |  |  |  |  |
| 444130                         | Hardware stores .....                                       | 140   | 645               | 2 733          | 15                             | 4   | 5          | 3          | 3         | —         | —          | —          | —          | —             |   |  |  |  |  |  |  |  |  |  |  |  |  |
| 44419                          | Other building material dealers .....                       | 526   | 4 706             | 19 414         | 19                             | 1   | 7          | 7          | 2         | 1         | 1          | —          | —          | —             |   |  |  |  |  |  |  |  |  |  |  |  |  |
| 444190                         | Other building material dealers .....                       | 526   | 4 706             | 19 414         | 19                             | 1   | 7          | 7          | 2         | 1         | 1          | —          | —          | —             |   |  |  |  |  |  |  |  |  |  |  |  |  |
| 4442                           | Lawn & garden equip & supplies stores .....                 | 162   | 492               | 2 471          | 19                             | 9   | 3          | 5          | 1         | 1         | —          | —          | —          | —             |   |  |  |  |  |  |  |  |  |  |  |  |  |
| 44422                          | Nursery & garden centers .....                              | 105   | 297               | 1 494          | 13                             | 7   | 2          | 3          | —         | 1         | —          | —          | —          | —             |   |  |  |  |  |  |  |  |  |  |  |  |  |
| 444220                         | Nursery & garden centers .....                              | 105   | 297               | 1 494          | 13                             | 7   | 2          | 3          | —         | 1         | —          | —          | —          | —             |   |  |  |  |  |  |  |  |  |  |  |  |  |
| 445                            | Food & beverage stores .....                                | 1 929   | 7 962             | 32 481         | 69                             | 33  | 14         | 6          | 4         | 4         | 7          | 1          | —          | —             |   |  |  |  |  |  |  |  |  |  |  |  |  |
| 4451                           | Grocery stores .....  | 1 843   | 7 612             | 31 000         | 40                             | 12  | 7          | 5          | 4         | 4         | 7          | 1          | —          | —             |   |  |  |  |  |  |  |  |  |  |  |  |  |
| 44511                          | Grocery (except convenience) stores .....                   | 1 826   | 7 547             | 30 637         | 34                             | 8   | 5          | 5          | 4         | 4         | 7          | 1          | —          | —             |   |  |  |  |  |  |  |  |  |  |  |  |  |
| 445110                         | Grocery (except convenience) stores .....                   | 1 826   | 7 547             | 30 637         | 34                             | 8   | 5          | 5          | 4         | 4         | 7          | 1          | —          | —             |   |  |  |  |  |  |  |  |  |  |  |  |  |
| 446                            | Health & personal care stores .....                         | 722   | 3 392             | 13 449         | 59                             | 20  | 15         | 12         | 11        | 1         | —          | —          | —          | —             |   |  |  |  |  |  |  |  |  |  |  |  |  |
| 4461                           | Health & personal care stores .....                         | 722   | 3 392             | 13 449         | 59                             | 20  | 15         | 12         | 11        | 1         | —          | —          | —          | —             |   |  |  |  |  |  |  |  |  |  |  |  |  |
| 44611                          | Pharmacies & drug stores .....                              | 474   | 2 433             | 9 493          | 25                             | 4   | 4          | 7          | 9         | 1         | —          | —          | —          | —             |   |  |  |  |  |  |  |  |  |  |  |  |  |
| 446110                         | Pharmacies & drug stores .....                              | 474   | 2 433             | 9 493          | 25                             | 4   | 4          | 7          | 9         | 1         | —          | —          | —          | —             |   |  |  |  |  |  |  |  |  |  |  |  |  |
| 44612                          | Cosmetics, beauty supplies & perfume stores .....           | 102   | 188               | 793            | 10                             | 1   | 5          | 3          | 1         | —         | —          | —          | —          | —             |   |  |  |  |  |  |  |  |  |  |  |  |  |
| 446120                         | Cosmetics, beauty supplies & perfume stores .....           | 102   | 188               | 793            | 10                             | 1   | 5          | 3          | 1         | —         | —          | —          | —          | —             |   |  |  |  |  |  |  |  |  |  |  |  |  |
| 447                            | Gasoline stations .....                                     | 761   | 3 121             | 13 267         | 74                             | 17  | 23         | 26         | 7         | 1         | —          | —          | —          | —             |   |  |  |  |  |  |  |  |  |  |  |  |  |
| 4471                           | Gasoline stations .....                                     | 761   | 3 121             | 13 267         | 74                             | 17  | 23         | 26         | 7         | 1         | —          | —          | —          | —             |   |  |  |  |  |  |  |  |  |  |  |  |  |
| 44711                          | Gasoline stations with convenience stores .....             | 619   | 2 457             | 10 312         | 64                             | 13  | 22         | 23         | 6         | —         | —          | —          | —          | —             |   |  |  |  |  |  |  |  |  |  |  |  |  |
| 447110                         | Gasoline stations with convenience stores .....             | 619   | 2 457             | 10 312         | 64                             | 13  | 22         | 23         | 6         | —         | —          | —          | —          | —             |   |  |  |  |  |  |  |  |  |  |  |  |  |
| 44719                          | Other gasoline stations .....                               | 142   | 664               | 2 955          | 10                             | 4   | 1          | 3          | 1         | 1         | —          | —          | —          | —             |   |  |  |  |  |  |  |  |  |  |  |  |  |
| 447190                         | Other gasoline stations .....                               | 142   | 664               | 2 955          | 10                             | 4   | 1          | 3          | 1         | 1         | —          | —          | —          | —             |   |  |  |  |  |  |  |  |  |  |  |  |  |
| 448                            | Clothing & clothing accessories stores .....                | 720   | 2 361             | 9 387          | 84                             | 28  | 38         | 10         | 6         | 2         | —          | —          | —          | —             |   |  |  |  |  |  |  |  |  |  |  |  |  |
| 4481                           | Clothing stores .....                                       | 502   | 1 430             | 5 554          | 42                             | 9   | 19         | 6          | 6         | 2         | —          | —          | —          | —             |   |  |  |  |  |  |  |  |  |  |  |  |  |
| 44812                          | Women's clothing stores .....                               | 160   | 340               | 1 368          | 16                             | 1   | 9          | 4          | 2         | —         | —          | —          | —          | —             |   |  |  |  |  |  |  |  |  |  |  |  |  |
| 448120                         | Women's clothing stores .....                               | 160   | 340               | 1 368          | 16                             | 1   | 9          | 4          | 2         | —         | —          | —          | —          | —             |   |  |  |  |  |  |  |  |  |  |  |  |  |
| 44814                          | Family clothing stores .....                                | 180   | 582               | 2 121          | 9                              | 3   | 2          | 1          | 1         | 2         | —          | —          | —          | —             |   |  |  |  |  |  |  |  |  |  |  |  |  |
| 448140                         | Family clothing stores .....                                | 180   | 582               | 2 121          | 9                              | 3   | 2          | 1          | 1         | 2         | —          | —          | —          | —             |   |  |  |  |  |  |  |  |  |  |  |  |  |
| 4483                           | Jewelry, luggage & leather goods stores .....               | 120   | 586               | 2 363          | 21                             | 11  | 6          | 4          | —         | —         | —          | —          | —          | —             |   |  |  |  |  |  |  |  |  |  |  |  |  |
| 44831                          | Jewelry stores .....  | 120   | 586               | 2 363          | 21                             | 11  | 6          | 4          | —         | —         | —          | —          | —          | —             |   |  |  |  |  |  |  |  |  |  |  |  |  |
| 448310                         | Jewelry stores .....  | 120   | 586               | 2 363          | 21                             | 11  | 6          | 4          | —         | —         | —          | —          | —          | —             |   |  |  |  |  |  |  |  |  |  |  |  |  |
| 451                            | Sporting goods, hobby, book & music stores .....            | 351   | 1 081             | 4 559          | 41                             | 21  | 7          | 9          | 3         | 1         | —          | —          | —          | —             |   |  |  |  |  |  |  |  |  |  |  |  |  |
| 4511                           | Sporting goods, hobby, musical instrument stores .....      | 293   | 950               | 4 036          | 32                             | 18  | 5          | 5          | 3         | 1         | —          | —          | —          | —             |   |  |  |  |  |  |  |  |  |  |  |  |  |
| 45112                          | Hobby, toy & game stores .....                              | 155   | 485               | 2 137          | 13                             | 7   | 2          | 1          | 3         | —         | —          | —          | —          | —             |   |  |  |  |  |  |  |  |  |  |  |  |  |
| 451120                         | Hobby, toy & game stores .....                              | 155   | 485               | 2 137          | 13                             | 7   | 2          | 1          | 3         | —         | —          | —          | —          | —             |   |  |  |  |  |  |  |  |  |  |  |  |  |
| 452                            | General merchandise stores .....                            | 3 287   | 13 211            | 55 234         | 39                             | 8   | 13         | 1          | 1         | 2         | 12         | 1          | 1          | —             |   |  |  |  |  |  |  |  |  |  |  |  |  |
| 4521                           | Department stores .....                                     | 2 177   | 8 406             | 35 237         | 13                             | —   | —          | —          | —         | 2         | 10         | 1          | —          | —             |   |  |  |  |  |  |  |  |  |  |  |  |  |
| 45211                          | Department stores .....                                     | 2 177   | 8 406             | 35 237         | 13                             | —   | —          | —          | —         | 2         | 10         | 1          | —          | —             |   |  |  |  |  |  |  |  |  |  |  |  |  |
| 452111                         | Department Stores (except Discount Department Stores) ..... | 821   | 3 043             | 12 326         | 4                              | —   | —          | —          | —         | —         | 4          | —          | —          | —             |   |  |  |  |  |  |  |  |  |  |  |  |  |
| 452112                         | Discount Department Stores .....                            | 1 356   | 5 363             | 22 911         | 9                              | —   | —          | —          | —         | 2         | 6          | 1          | —          | —             |   |  |  |  |  |  |  |  |  |  |  |  |  |
| 4529                           | Other general merchandise stores .....                      | 1 110   | 4 805             | 19 997         | 26                             | 8   | 13         | 1          | 1         | —         | 2          | —          | 1          | —             |   |  |  |  |  |  |  |  |  |  |  |  |  |
| 45291                          | Warehouse clubs & superstores .....                         | (F)   | (D)               | (D)            | 4                              | —   | 1          | —          | —         | —         | 2          | —          | 1          | —             |   |  |  |  |  |  |  |  |  |  |  |  |  |
| 45299                          | All other general merchandise stores .....                  | (C)   | (D)               | (D)            | 22                             | 8   | 12         | 1          | 1         | —         | —          | —          | —          | —             |   |  |  |  |  |  |  |  |  |  |  |  |  |

See footnotes at end of table.

**Table 6. Counties—Employees, Payroll, and Establishments by Industry: 2003—Con.**

[Excludes most government employees, railroad employees, and self-employed persons. Size class 1 to 4 includes establishments with payroll, but no employees, during mid-March pay period. (D) denotes figures withheld to avoid disclosing data for individual companies; the data are included in broader industry totals. Detailed industries with 100 or more employees are shown if industry was not a (D). For explanation of terms, abbreviations, and data reliability/comparability, see introductory text]

| NAICS code                                       | Industry   | Number of employees for week including March 12 | Payroll (\$1,000) |        | Total number of establishments | Number of establishments by employment-size class |        |          |          |          |            |            |            |               |
|--|--|---|-------------------|--------|--------------------------------|---|--------|----------|----------|----------|------------|------------|------------|---------------|
|  |  |   | First quarter     | Annual |                                | 1 to 4  | 5 to 9 | 10 to 19 | 20 to 49 | 50 to 99 | 100 to 249 | 250 to 499 | 500 to 999 | 1,000 or more |
| <b>CLAY—Con.</b>                                 |  |   |                   |        |                                |   |        |          |          |          |            |            |            |               |
| <b>44-45 Retail trade—Con.</b>                   |  |   |                   |        |                                |   |        |          |          |          |            |            |            |               |
| 453  | Miscellaneous store retailers  | 598   | 1 787             | 7 958  | 73                             | 40  | 16     | 8        | 9        | —        | —          | —          | —          | —             |
| 4532   | Office supplies, stationery & gift stores                                | 239   | 641               | 2 694  | 27                             | 13  | 7      | 3        | 4        | —        | —          | —          | —          | —             |
| 45322  | Gift, novelty & souvenir stores  | 173   | 370               | 1 643  | 22                             | 10  | 7      | 3        | 2        | —        | —          | —          | —          | —             |
| 453220   | Gift, novelty & souvenir stores  | 173   | 370               | 1 643  | 22                             | 10  | 7      | 3        | 2        | —        | —          | —          | —          | —             |
| 4533   | Used merchandise stores  | 137   | 358               | 1 657  | 15                             | 10  | 1      | 2        | 2        | —        | —          | —          | —          | —             |
| 45331  | Used merchandise stores  | 137   | 358               | 1 657  | 15                             | 10  | 1      | 2        | 2        | —        | —          | —          | —          | —             |
| 453310   | Used merchandise stores  | 137   | 358               | 1 657  | 15                             | 10  | 1      | 2        | 2        | —        | —          | —          | —          | —             |
| 4539   | Other miscellaneous store retailers                                      | 158   | 586               | 2 862  | 19                             | 10  | 5      | 1        | 3        | —        | —          | —          | —          | —             |
| 454  | Nonstore retailers   | 224   | 1 437             | 6 304  | 38                             | 28  | 4      | 4        | 1        | 1        | —          | —          | —          | —             |
| <b>48-49 Transportation &amp; warehousing</b>    |  |   |                   |        |                                |   |        |          |          |          |            |            |            |               |
| 484  | Truck transportation   | 2 001   | 18 124            | 68 559 | 102                            | 62  | 14     | 11       | 7        | 2        | 4          | 2          | —          | —             |
| 4841   | General freight trucking   | 1 412   | 12 090            | 45 464 | 67                             | 38  | 10     | 7        | 6        | 2        | 2          | 2          | —          | —             |
| 48412  | General freight trucking, long-distance                                  | 1 319   | 11 474            | 42 614 | 45                             | 24  | 5      | 4        | 6        | 2        | 2          | 2          | —          | —             |
| 484121   | General freight trucking, long-distance, TL                              | 912   | 7 698             | 27 453 | 38                             | 21  | 5      | 4        | 4        | 1        | 2          | 1          | —          | —             |
| 484122   | General freight trucking, long-distance, LTL                             | 407   | 3 776             | 15 161 | 7                              | 3   | —      | —        | 2        | 1        | —          | 1          | —          | —             |
| 4842   | Specialized freight trucking   | 589   | 6 034             | 23 095 | 35                             | 24  | 4      | 4        | 1        | —        | 2          | —          | —          | —             |
| 48422  | Specialized freight (exc used) trucking, local                           | 305   | 2 156             | 8 147  | 17                             | 12  | 2      | 2        | —        | —        | 1          | —          | —          | —             |
| 484220   | Specialized freight (exc used) trucking, local                           | 305   | 2 156             | 8 147  | 17                             | 12  | 2      | 2        | —        | —        | 1          | —          | —          | —             |
| 48423  | Specialized freight (exc used) trucking, LDist                           | 264   | 3 776             | 14 433 | 12                             | 7   | 2      | 1        | 1        | —        | 1          | —          | —          | —             |
| 484230   | Specialized freight (exc used) trucking, LDist                           | 264   | 3 776             | 14 433 | 12                             | 7   | 2      | 1        | 1        | —        | 1          | —          | —          | —             |
| 488  | Transportation support activities  | 467   | 4 516             | 21 266 | 36                             | 16  | 13     | 3        | 1        | 2        | 1          | —          | —          | —             |
| 4881   | Air transportation support activities                                    | (C)   | (D)               | (D)    | 4                              | 3   | —      | —        | —        | —        | 1          | —          | —          | —             |
| 48811  | Airport operations   | (C)   | (D)               | (D)    | 2                              | 1   | —      | —        | —        | —        | 1          | —          | —          | —             |
| 4885   | Freight transportation arrangement                                       | 197   | 1 683             | 8 055  | 21                             | 8   | 9      | 2        | 1        | 1        | —          | —          | —          | —             |
| 48851  | Freight transportation arrangement                                       | 197   | 1 683             | 8 055  | 21                             | 8   | 9      | 2        | 1        | 1        | —          | —          | —          | —             |
| 488510   | Freight transportation arrangement                                       | 197   | 1 683             | 8 055  | 21                             | 8   | 9      | 2        | 1        | 1        | —          | —          | —          | —             |
| 492  | Couriers & messengers  | 137   | 1 022             | 3 831  | 19                             | 11  | 4      | 3        | 1        | —        | —          | —          | —          | —             |
| 493  | Warehousing & storage  | 2 100   | 18 564            | 75 103 | 29                             | 9   | 5      | 3        | 8        | 1        | 1          | 1          | —          | 1             |
| 4931   | Warehousing & storage  | 2 100   | 18 564            | 75 103 | 29                             | 9   | 5      | 3        | 8        | 1        | 1          | 1          | —          | 1             |
| 49311  | General warehousing & storage  | 2 038   | 18 037            | 73 060 | 25                             | 8   | 3      | 3        | 7        | 1        | 1          | 1          | —          | 1             |
| 493110   | General warehousing & storage  | 2 038   | 18 037            | 73 060 | 25                             | 8   | 3      | 3        | 7        | 1        | 1          | 1          | —          | 1             |
| <b>51 Information</b>                            |  |   |                   |        |                                |   |        |          |          |          |            |            |            |               |
| 517  | Telecommunications   | 179   | 2 689             | 9 179  | 23                             | 11  | 6      | 4        | 2        | —        | —          | —          | —          | —             |
| 5171   | Wired Telecommunications Carriers  | 111   | 2 133             | 7 141  | 14                             | 7   | 3      | 3        | 1        | —        | —          | —          | —          | —             |
| 51711  | Wired Telecommunications Carriers  | 111   | 2 133             | 7 141  | 14                             | 7   | 3      | 3        | 1        | —        | —          | —          | —          | —             |
| 517110   | Wired Telecommunications Carriers  | 111   | 2 133             | 7 141  | 14                             | 7   | 3      | 3        | 1        | —        | —          | —          | —          | —             |
| 518  | Internet Service Providers, Web Search Portals, and Data Processing Serv | 430   | 7 440             | 31 156 | 15                             | 8   | 3      | 1        | 1        | 1        | —          | 1          | —          | —             |
| 5182   | Data Processing, Hosting, and Related Services                           | (E)   | (D)               | (D)    | 9                              | 5   | 1      | 1        | 1        | —        | —          | 1          | —          | —             |
| 51821  | Data Processing, Hosting, and Related Services                           | (E)   | (D)               | (D)    | 9                              | 5   | 1      | 1        | 1        | —        | —          | 1          | —          | —             |
| <b>52 Finance &amp; insurance</b>                |  |   |                   |        |                                |   |        |          |          |          |            |            |            |               |
| 522  | Credit intermediation & related activities                               | 2 021   | 20 011            | 76 233 | 171                            | 76  | 42     | 35       | 16       | —        | 1          | —          | 1          | —             |
| 5221   | Depository credit intermediation   | 1 482   | 13 495            | 51 581 | 83                             | 16  | 27     | 29       | 10       | —        | —          | —          | 1          | —             |
| 52211  | Commercial banking   | 1 267   | 11 717            | 44 897 | 61                             | 9   | 20     | 24       | 7        | —        | —          | —          | 1          | —             |
| 522110   | Commercial banking   | 1 267   | 11 717            | 44 897 | 61                             | 9   | 20     | 24       | 7        | —        | —          | —          | 1          | —             |
| 52212  | Savings institutions   | 163   | 1 379             | 5 097  | 13                             | 3   | 4      | 3        | 3        | —        | —          | —          | —          | —             |
| 522120   | Savings institutions   | 163   | 1 379             | 5 097  | 13                             | 3   | 4      | 3        | 3        | —        | —          | —          | —          | —             |
| 5222   | Nondepository credit intermediation                                      | 383   | 4 768             | 17 215 | 43                             | 26  | 7      | 4        | 5        | —        | 1          | —          | —          | —             |
| 52222  | Sales financing  | (C)   | (D)               | (D)    | 5                              | 3   | —      | —        | 1        | —        | 1          | —          | —          | —             |
| 52229  | Other nondepository credit intermediation                                | (C)   | (D)               | (D)    | 38                             | 23  | 7      | 4        | 4        | —        | —          | —          | —          | —             |
| 522292   | Real estate credit   | 156   | 2 776             | 9 888  | 18                             | 9   | 2      | 4        | 3        | —        | —          | —          | —          | —             |
| 5223   | Activities related to credit intermediation                              | 156   | 1 748             | 7 437  | 45                             | 34  | 8      | 2        | 1        | —        | —          | —          | —          | —             |
| 524  | Insurance carriers & related activities                                  | (E)   | (D)               | (D)    | 139                            | 122   | 10     | 5        | 1        | —        | 1          | —          | —          | —             |
| 5241   | Insurance carriers   | (C)   | (D)               | (D)    | 18                             | 13  | 1      | 2        | 1        | —        | 1          | —          | —          | —             |
| 52411  | Direct life, health, medical insurance carriers                          | (C)   | (D)               | (D)    | 6                              | 5   | —      | —        | —        | —        | 1          | —          | —          | —             |
| 5242   | Agencies & other insurance related activities                            | 283   | 1 966             | 9 024  | 121                            | 109   | 9      | 3        | —        | —        | —          | —          | —          | —             |
| 52421  | Insurance agencies & brokerages  | 265   | 1 776             | 8 220  | 115                            | 104   | 9      | 2        | —        | —        | —          | —          | —          | —             |
| 524210   | Insurance agencies & brokerages  | 265   | 1 776             | 8 220  | 115                            | 104   | 9      | 2        | —        | —        | —          | —          | —          | —             |
| <b>53 Real estate &amp; rental &amp; leasing</b> |  |   |                   |        |                                |   |        |          |          |          |            |            |            |               |
| 531  | Real estate  | 661   | 4 652             | 19 568 | 184                            | 143   | 32     | 5        | 4        | —        | —          | —          | —          | —             |
| 5311   | Lessors of real estate   | 393   | 2 495             | 10 496 | 82                             | 57  | 17     | 5        | 3        | —        | —          | —          | —          | —             |
| 53111  | Lessors of residential buildings & dwellings                             | 259   | 1 743             | 7 649  | 49                             | 31  | 13     | 3        | 2        | —        | —          | —          | —          | —             |
| 531110   | Lessors of residential buildings & dwellings                             | 259   | 1 743             | 7 649  | 49                             | 31  | 13     | 3        | 2        | —        | —          | —          | —          | —             |
| 5312   | Offices of real estate agents & brokers                                  | 168   | 1 095             | 4 764  | 78                             | 67  | 11     | —        | —        | —        | —          | —          | —          | —             |
| 53121  | Offices of real estate agents & brokers                                  | 168   | 1 095             | 4 764  | 78                             | 67  | 11     | —        | —        | —        | —          | —          | —          | —             |
| 531210   | Offices of real estate agents & brokers                                  | 168   | 1 095             | 4 764  | 78                             | 67  | 11     | —        | —        | —        | —          | —          | —          | —             |
| 5313   | Activities related to real estate  | 100   | 1 062             | 4 308  | 24                             | 19  | 4      | —        | 1        | —        | —          | —          | —          | —             |
| 532  | Rental & leasing services  | 384   | 2 633             | 11 294 | 45                             | 16  | 11     | 13       | 5        | —        | —          | —          | —          | —             |
| 5322   | Consumer goods rental  | 221   | 983               | 4 297  | 25                             | 7   | 7      | 9        | 2        | —        | —          | —          | —          | —             |
| 53223  | Video tape & disc rental   | 123   | 311               | 1 308  | 11                             | 1   | 2      | 8        | —        | —        | —          | —          | —          | —             |
| 532230   | Video tape & disc rental   | 123   | 311               | 1 308  | 11                             | 1   | 2      | 8        | —        | —        | —          | —          | —          | —             |

See footnotes at end of table.

**Table 6. Counties—Employees, Payroll, and Establishments by Industry: 2003—Con.**

[Excludes most government employees, railroad employees, and self-employed persons. Size class 1 to 4 includes establishments with payroll, but no employees, during mid-March pay period. (D) denotes figures withheld to avoid disclosing data for individual companies; the data are included in broader industry totals. Detailed industries with 100 or more employees are shown if industry was not a (D). For explanation of terms, abbreviations, and data reliability/comparability, see introductory text]

| NAICS code       | Industry   | Number of employees for week including March 12 | Payroll (\$1,000) |                | Total number of establishments | Number of establishments by employment-size class |            |           |           |           |            |            |            |               |  |
|------------------|--|---|-------------------|----------------|--------------------------------|---|------------|-----------|-----------|-----------|------------|------------|------------|---------------|--|
|                  |  |   | First quarter     | Annual         |                                | 1 to 4  | 5 to 9     | 10 to 19  | 20 to 49  | 50 to 99  | 100 to 249 | 250 to 499 | 500 to 999 | 1,000 or more |  |
| <b>CLAY—Con.</b> |  |   |                   |                |                                |   |            |           |           |           |            |            |            |               |  |
| <b>54</b>        | <b>Professional, scientific &amp; technical services</b> | <b>6 946</b>                                    | <b>104 914</b>    | <b>397 663</b> | <b>438</b>                     | <b>300</b>  | <b>66</b>  | <b>51</b> | <b>15</b> | <b>5</b>  | —          | —          | —          | <b>1</b>      |  |
| 541              | Professional, scientific & technical services            | 6 946   | 104 914           | 397 663        | 438                            | 300   | 66         | 51        | 15        | 5         | —          | —          | —          | 1             |  |
| 5411             | Legal services   | 329   | 2 565             | 14 911         | 100                            | 77  | 16         | 6         | 1         | —         | —          | —          | —          | —             |  |
| 54111            | Offices of lawyers                                       | 309   | 2 402             | 14 198         | 91                             | 69  | 15         | 6         | 1         | —         | —          | —          | —          | —             |  |
| 541110           | Offices of lawyers                                       | 309   | 2 402             | 14 198         | 91                             | 69  | 15         | 6         | 1         | —         | —          | —          | —          | —             |  |
| 5412             | Accounting, tax prep, bookkeep, payroll services         | (F)   | (D)               | (D)            | 86                             | 50  | 19         | 12        | 5         | —         | —          | —          | —          | —             |  |
| 54121            | Accounting, tax prep, bookkeep, payroll services         | (F)   | (D)               | (D)            | 86                             | 50  | 19         | 12        | 5         | —         | —          | —          | —          | —             |  |
| 5413             | Architectural, engineering & related services            | 273   | 2 882             | 12 235         | 51                             | 36  | 3          | 9         | 3         | —         | —          | —          | —          | —             |  |
| 54133            | Engineering services                                     | 199   | 2 303             | 9 917          | 32                             | 20  | 2          | 8         | 2         | —         | —          | —          | —          | —             |  |
| 541330           | Engineering services                                     | 199   | 2 303             | 9 917          | 32                             | 20  | 2          | 8         | 2         | —         | —          | —          | —          | —             |  |
| 5415             | Computer systems design & related services               | (H)   | (D)               | (D)            | 43                             | 31  | 5          | 4         | 1         | 1         | —          | —          | —          | 1             |  |
| 54151            | Computer systems design & related services               | (H)   | (D)               | (D)            | 43                             | 31  | 5          | 4         | 1         | 1         | —          | —          | —          | 1             |  |
| 5416             | Management, sci & tech consulting services               | 307   | 3 014             | 13 420         | 78                             | 62  | 6          | 8         | 1         | 1         | —          | —          | —          | —             |  |
| 54161            | Management consulting services                           | 291   | 2 888             | 12 808         | 70                             | 55  | 5          | 8         | 1         | 1         | —          | —          | —          | —             |  |
| 541611           | Admin & gen management consulting services               | 132   | 1 898             | 8 237          | 33                             | 28  | 1          | 3         | —         | 1         | —          | —          | —          | —             |  |
| 541613           | Marketing consulting services                            | 106   | 558               | 2 628          | 20                             | 14  | 1          | 4         | 1         | —         | —          | —          | —          | —             |  |
| 5418             | Advertising & related services                           | 343   | 2 917             | 12 682         | 21                             | 10  | 4          | 2         | 2         | 3         | —          | —          | —          | —             |  |
| 54181            | Advertising agencies                                     | 116   | 1 194             | 5 228          | 8                              | 4   | 1          | 1         | 1         | 1         | —          | —          | —          | —             |  |
| 541810           | Advertising agencies                                     | 116   | 1 194             | 5 228          | 8                              | 4   | 1          | 1         | 1         | 1         | —          | —          | —          | —             |  |
| 54189            | Other services related to advertising                    | 133   | 725               | 2 770          | 4                              | 1   | 1          | —         | 1         | 1         | —          | —          | —          | —             |  |
| 541890           | Other services related to advertising                    | 133   | 725               | 2 770          | 4                              | 1   | 1          | —         | 1         | 1         | —          | —          | —          | —             |  |
| 5419             | Oth professional, scientific, technical services         | (E)   | (D)               | (D)            | 48                             | 24  | 12         | 10        | 2         | —         | —          | —          | —          | —             |  |
| 54194            | Veterinary services                                      | (C)   | (D)               | (D)            | 21                             | 5   | 6          | 8         | 2         | —         | —          | —          | —          | —             |  |
| <b>55</b>        | <b>Management of companies &amp; enterprises</b>         | <b>1 349</b>                                    | <b>22 565</b>     | <b>82 396</b>  | <b>32</b>                      | <b>12</b>   | <b>3</b>   | <b>4</b>  | <b>7</b>  | <b>2</b>  | <b>3</b>   | <b>1</b>   | —          | —             |  |
| 551              | Management of companies & enterprises                    | 1 349   | 22 565            | 82 396         | 32                             | 12  | 3          | 4         | 7         | 2         | 3          | 1          | —          | —             |  |
| 5511             | Management of companies & enterprises                    | 1 349   | 22 565            | 82 396         | 32                             | 12  | 3          | 4         | 7         | 2         | 3          | 1          | —          | —             |  |
| 55111            | Management of companies & enterprises                    | 1 349   | 22 565            | 82 396         | 32                             | 12  | 3          | 4         | 7         | 2         | 3          | 1          | —          | —             |  |
| 551114           | Corp, subsidiary & regional managing offices             | 1 314   | 22 021            | 80 242         | 24                             | 5   | 3          | 4         | 6         | 2         | 3          | 1          | —          | —             |  |
| <b>56</b>        | <b>Admin, support, waste mgt, remediation services</b>   | <b>2 931</b>                                    | <b>13 407</b>     | <b>59 387</b>  | <b>251</b>                     | <b>144</b>  | <b>45</b>  | <b>32</b> | <b>15</b> | <b>8</b>  | <b>7</b>   | —          | —          | —             |  |
| 561              | Administrative & support services                        | 2 873   | 12 924            | 56 910         | 241                            | 139   | 42         | 31        | 14        | 8         | 7          | —          | —          | —             |  |
| 5612             | Facilities support services                              | 158   | 1 295             | 5 512          | 4                              | 1   | —          | 2         | —         | —         | 1          | —          | —          | —             |  |
| 56121            | Facilities support services                              | 158   | 1 295             | 5 512          | 4                              | 1   | —          | 2         | —         | —         | 1          | —          | —          | —             |  |
| 561210           | Facilities support services                              | 158   | 1 295             | 5 512          | 4                              | 1   | —          | 2         | —         | —         | 1          | —          | —          | —             |  |
| 5613             | Employment services                                      | 1 064   | 3 988             | 17 672         | 23                             | 6   | 1          | 3         | 4         | 6         | 3          | —          | —          | —             |  |
| 56132            | Temporary help services                                  | (G)   | (D)               | (D)            | 20                             | 5   | —          | 2         | 4         | 6         | 3          | —          | —          | —             |  |
| 5614             | Business support services                                | (C)   | (D)               | (D)            | 18                             | 12  | 1          | 4         | 1         | —         | —          | —          | —          | —             |  |
| 5616             | Investigation & security services                        | 364   | 1 721             | 6 748          | 13                             | 1   | 2          | 5         | 3         | 1         | 1          | —          | —          | —             |  |
| 56161            | Investigation, guard & armored car services              | 323   | 1 525             | 5 892          | 10                             | 1   | 1          | 4         | 2         | 1         | 1          | —          | —          | —             |  |
| 5617             | Services to buildings & dwellings                        | 863   | 3 050             | 14 961         | 133                            | 87  | 26         | 13        | 5         | 1         | 1          | —          | —          | —             |  |
| 56172            | Janitorial services                                      | 611   | 2 031             | 8 936          | 53                             | 29  | 9          | 8         | 5         | 1         | 1          | —          | —          | —             |  |
| 561720           | Janitorial services                                      | 611   | 2 031             | 8 936          | 53                             | 29  | 9          | 8         | 5         | 1         | 1          | —          | —          | —             |  |
| 56173            | Landscaping services                                     | 176   | 654               | 4 154          | 58                             | 43  | 12         | 3         | —         | —         | —          | —          | —          | —             |  |
| 561730           | Landscaping services                                     | 176   | 654               | 4 154          | 58                             | 43  | 12         | 3         | —         | —         | —          | —          | —          | —             |  |
| 5619             | Other support services                                   | 212   | 1 056             | 4 960          | 20                             | 11  | 5          | 2         | 1         | —         | 1          | —          | —          | —             |  |
| 56191            | Packaging & labeling services                            | 149   | 611               | 2 762          | 6                              | 3   | —          | 1         | 1         | —         | 1          | —          | —          | —             |  |
| 561910           | Packaging & labeling services                            | 149   | 611               | 2 762          | 6                              | 3   | —          | 1         | 1         | —         | 1          | —          | —          | —             |  |
| <b>61</b>        | <b>Educational services</b>                              | <b>1 172</b>                                    | <b>4 921</b>      | <b>20 708</b>  | <b>52</b>                      | <b>32</b>   | <b>9</b>   | <b>4</b>  | <b>2</b>  | <b>4</b>  | —          | —          | <b>1</b>   | —             |  |
| 611              | Educational services                                     | 1 172   | 4 921             | 20 708         | 52                             | 32  | 9          | 4         | 2         | 4         | —          | —          | 1          | —             |  |
| 6111             | Elementary & secondary schools                           | 204   | 998               | 3 989          | 10                             | 4   | 2          | 1         | —         | 3         | —          | —          | —          | —             |  |
| 61111            | Elementary & secondary schools                           | 204   | 998               | 3 989          | 10                             | 4   | 2          | 1         | —         | 3         | —          | —          | —          | —             |  |
| 611110           | Elementary & secondary schools                           | 204   | 998               | 3 989          | 10                             | 4   | 2          | 1         | —         | 3         | —          | —          | —          | —             |  |
| 6113             | Colleges, universities & professional schools            | (F)   | (D)               | (D)            | 2                              | —   | —          | —         | —         | 1         | —          | —          | 1          | —             |  |
| 61131            | Colleges, universities & professional schools            | (F)   | (D)               | (D)            | 2                              | —   | —          | —         | —         | 1         | —          | —          | 1          | —             |  |
| <b>62</b>        | <b>Health care and social assistance</b>                 | <b>10 126</b>                                   | <b>82 237</b>     | <b>370 582</b> | <b>460</b>                     | <b>181</b>  | <b>116</b> | <b>78</b> | <b>60</b> | <b>17</b> | <b>4</b>   | <b>2</b>   | —          | <b>2</b>      |  |
| 621              | Ambulatory health care services                          | 3 401   | 36 933            | 169 916        | 343                            | 144   | 91         | 62        | 38        | 8         | —          | —          | —          | —             |  |
| 6211             | Offices of physicians                                    | 1 723   | 23 791            | 113 896        | 129                            | 41  | 29         | 31        | 23        | 5         | —          | —          | —          | —             |  |
| 62111            | Offices of physicians                                    | 1 723   | 23 791            | 113 896        | 129                            | 41  | 29         | 31        | 23        | 5         | —          | —          | —          | —             |  |
| 621111           | Offices of physicians (exc mental health)                | 1 695   | 23 524            | 112 412        | 120                            | 34  | 28         | 30        | 23        | 5         | —          | —          | —          | —             |  |
| 6212             | Offices of dentists                                      | 637   | 5 188             | 23 976         | 93                             | 35  | 37         | 17        | 4         | —         | —          | —          | —          | —             |  |
| 62121            | Offices of dentists                                      | 637   | 5 188             | 23 976         | 93                             | 35  | 37         | 17        | 4         | —         | —          | —          | —          | —             |  |
| 621210           | Offices of dentists                                      | 637   | 5 188             | 23 976         | 93                             | 35  | 37         | 17        | 4         | —         | —          | —          | —          | —             |  |
| 6213             | Offices of other health practitioners                    | 314   | 1 991             | 8 914          | 74                             | 52  | 14         | 6         | 2         | —         | —          | —          | —          | —             |  |
| 62131            | Offices of chiropractors                                 | 116   | 590               | 2 670          | 35                             | 27  | 8          | —         | —         | —         | —          | —          | —          | —             |  |
| 621310           | Offices of chiropractors                                 | 116   | 590               | 2 670          | 35                             | 27  | 8          | —         | —         | —         | —          | —          | —          | —             |  |
| 6214             | Outpatient care centers                                  | 378   | 3 104             | 11 985         | 23                             | 5   | 8          | 5         | 3         | 2         | —          | —          | —          | —             |  |
| 62142            | Outpatient mental health, substance abuse ctrs           | (C)   | (D)               | (D)            | 11                             | 4   | 5          | 1         | —         | 1         | —          | —          | —          | —             |  |
| 62149            | Other outpatient care centers                            | 169   | 1 902             | 7 439          | 10                             | 1   | 2          | 4         | 3         | —         | —          | —          | —          | —             |  |
| 6216             | Home health care services                                | 225   | 1 260             | 5 117          | 8                              | 2   | —          | 1         | 4         | 1         | —          | —          | —          | —             |  |
| 62161            | Home health care services                                | 225   | 1 260             | 5 117          | 8                              | 2   | —          | 1         | 4         | 1         | —          | —          | —          | —             |  |
| 621610           | Home health care services                                | 225   | 1 260             | 5 117          | 8                              | 2   | —          | 1         | 4         | 1         | —          | —          | —          | —             |  |
| 622              | Hospitals  | 4 291   | 34 215            | 152 718        | 5                              | 1   | —          | —         | —         | —         | 1          | 1          | —          | 2             |  |
| 6221             | General medical & surgical hospitals                     | 4 291   | 34 215            | 152 718        | 5                              | 1   | —          | —         | —         | —         | 1          | 1          | —          | 2             |  |
| 62211            | General medical & surgical hospitals                     | 4 291   | 34 215            | 152 718        | 5                              | 1   | —          | —         | —         | —         | 1          | 1          | —          | 2             |  |
| 622110           | General medical & surgical hospitals                     | 4 291   | 34 215            | 152 718        | 5                              | 1   | —          | —         | —         | —         | 1          | 1          | —          | 2             |  |

See footnotes at end of table.

**Table 6. Counties—Employees, Payroll, and Establishments by Industry: 2003—Con.**

[Excludes most government employees, railroad employees, and self-employed persons. Size class 1 to 4 includes establishments with payroll, but no employees, during mid-March pay period. (D) denotes figures withheld to avoid disclosing data for individual companies; the data are included in broader industry totals. Detailed industries with 100 or more employees are shown if industry was not a (D). For explanation of terms, abbreviations, and data reliability/comparability, see introductory text]

| NAICS code       | Industry   | Number of employees for week including March 12 | Payroll (\$1,000) |                | Total number of establishments | Number of establishments by employment-size class |            |           |           |           |            |            |            |               |
|------------------|--|---|-------------------|----------------|--------------------------------|---|------------|-----------|-----------|-----------|------------|------------|------------|---------------|
|                  |  |   | First quarter     | Annual         |                                | 1 to 4  | 5 to 9     | 10 to 19  | 20 to 49  | 50 to 99  | 100 to 249 | 250 to 499 | 500 to 999 | 1,000 or more |
| <b>CLAY—Con.</b> |  |   |                   |                |                                |   |            |           |           |           |            |            |            |               |
| <b>62</b>        | <b>Health care and social assistance—Con.</b>            |   |                   |                |                                |   |            |           |           |           |            |            |            |               |
| 623              | Nursing & residential care facilities                    | 1 301   | 6 384             | 29 329         | 33                             | 4   | 10         | 4         | 5         | 7         | 2          | 1          | —          | —             |
| 6231             | Nursing care facilities                                  | 864   | 4 440             | 21 233         | 9                              | 2   | —          | —         | —         | 4         | 2          | 1          | —          | —             |
| 62311            | Nursing care facilities                                  | 864   | 4 440             | 21 233         | 9                              | 2   | —          | —         | —         | 4         | 2          | 1          | —          | —             |
| 623110           | Nursing care facilities                                  | 864   | 4 440             | 21 233         | 9                              | 2   | —          | —         | —         | 4         | 2          | 1          | —          | —             |
| 6232             | Residential mental retardation, health facil             | 255   | 1 285             | 5 331          | 18                             | 2   | 8          | 4         | 3         | 1         | —          | —          | —          | —             |
| 62321            | Residential mental retardation facilities (C)            | (D)   | (D)               | (D)            | 16                             | 2   | 7          | 4         | 2         | 1         | —          | —          | —          | —             |
| 6233             | Community care facilities for the elderly                | 182   | 659               | 2 765          | 6                              | —   | 2          | —         | 2         | 2         | —          | —          | —          | —             |
| 62331            | Community care facilities for the elderly                | 182   | 659               | 2 765          | 6                              | —   | 2          | —         | 2         | 2         | —          | —          | —          | —             |
| 624              | Social assistance  | 1 133   | 4 705             | 18 619         | 79                             | 32  | 15         | 12        | 17        | 2         | 1          | —          | —          | —             |
| 6243             | Vocational rehabilitation services                       | 395   | 2 005             | 7 596          | 6                              | —   | 2          | —         | 1         | 2         | 1          | —          | —          | —             |
| 62431            | Vocational rehabilitation services                       | 395   | 2 005             | 7 596          | 6                              | —   | 2          | —         | 1         | 2         | 1          | —          | —          | —             |
| 624310           | Vocational rehabilitation services                       | 395   | 2 005             | 7 596          | 6                              | —   | 2          | —         | 1         | 2         | 1          | —          | —          | —             |
| 6244             | Child day care services                                  | 545   | 1 677             | 6 918          | 44                             | 16  | 3          | 11        | 14        | —         | —          | —          | —          | —             |
| 62441            | Child day care services                                  | 545   | 1 677             | 6 918          | 44                             | 16  | 3          | 11        | 14        | —         | —          | —          | —          | —             |
| 624410           | Child day care services                                  | 545   | 1 677             | 6 918          | 44                             | 16  | 3          | 11        | 14        | —         | —          | —          | —          | —             |
| <b>71</b>        | <b>Arts, entertainment &amp; recreation</b>              | <b>1 174</b>                                    | <b>2 205</b>      | <b>15 856</b>  | <b>57</b>                      | <b>31</b>   | <b>10</b>  | <b>8</b>  | <b>5</b>  | <b>2</b>  | —          | —          | <b>1</b>   | —             |
| 713              | Amusement, gambling & recreation industries              | 1 136   | 2 101             | 14 988         | 44                             | 20  | 9          | 7         | 5         | 2         | —          | —          | 1          | —             |
| 7131             | Amusement parks & arcades                                | (F)   | (D)               | (D)            | 3                              | —   | 1          | 1         | —         | —         | —          | —          | 1          | —             |
| 71311            | Amusement & theme parks                                  | (F)   | (D)               | (D)            | 1                              | —   | —          | —         | —         | —         | —          | —          | 1          | —             |
| 7139             | Other amusement & recreation industries                  | (E)   | (D)               | (D)            | 40                             | 19  | 8          | 6         | 5         | 2         | —          | —          | —          | —             |
| 71394            | Fitness & recreational sports centers                    | 207   | 339               | 1 691          | 20                             | 12  | 3          | 2         | 2         | 1         | —          | —          | —          | —             |
| 713940           | Fitness & recreational sports centers                    | 207   | 339               | 1 691          | 20                             | 12  | 3          | 2         | 2         | 1         | —          | —          | —          | —             |
| 71395            | Bowling centers  | 147   | 497               | 1 880          | 5                              | 1   | —          | 1         | 2         | 1         | —          | —          | —          | —             |
| 713950           | Bowling centers  | 147   | 497               | 1 880          | 5                              | 1   | —          | 1         | 2         | 1         | —          | —          | —          | —             |
| <b>72</b>        | <b>Accommodation &amp; food services</b>                 | <b>10 714</b>                                   | <b>42 244</b>     | <b>174 731</b> | <b>355</b>                     | <b>89</b>   | <b>65</b>  | <b>68</b> | <b>97</b> | <b>31</b> | <b>3</b>   | —          | —          | <b>2</b>      |
| 721              | Accommodation  | 4 112   | 25 264            | 103 212        | 32                             | 6   | 10         | 7         | 6         | —         | 1          | —          | —          | 2             |
| 7211             | Traveler accommodation                                   | (H)   | (D)               | (D)            | 31                             | 5   | 10         | 7         | 6         | —         | 1          | —          | —          | 2             |
| 72111            | Hotels (exc casino hotels) & motels                      | (F)   | (D)               | (D)            | 28                             | 4   | 10         | 7         | 6         | —         | 1          | —          | —          | —             |
| 72112            | Casino hotels  | (H)   | (D)               | (D)            | 2                              | —   | —          | —         | —         | —         | —          | —          | —          | 2             |
| 722              | Food services & drinking places                          | 6 602   | 16 980            | 71 519         | 323                            | 83  | 55         | 61        | 91        | 31        | 2          | —          | —          | —             |
| 7221             | Full-service restaurants                                 | 3 060   | 8 117             | 33 670         | 127                            | 27  | 24         | 23        | 31        | 21        | 1          | —          | —          | —             |
| 72211            | Full-service restaurants                                 | 3 060   | 8 117             | 33 670         | 127                            | 27  | 24         | 23        | 31        | 21        | 1          | —          | —          | —             |
| 722110           | Full-service restaurants                                 | 3 060   | 8 117             | 33 670         | 127                            | 27  | 24         | 23        | 31        | 21        | 1          | —          | —          | —             |
| 7222             | Limited-service eating places                            | 2 928   | 7 160             | 30 783         | 154                            | 33  | 27         | 34        | 53        | 6         | 1          | —          | —          | —             |
| 72221            | Limited-service eating places                            | 2 928   | 7 160             | 30 783         | 154                            | 33  | 27         | 34        | 53        | 6         | 1          | —          | —          | —             |
| 722211           | Limited-service restaurants                              | 2 602   | 6 415             | 27 437         | 127                            | 23  | 20         | 29        | 50        | 4         | 1          | —          | —          | —             |
| 722212           | Cafeterias   | 210   | 530               | 2 319          | 7                              | —   | 3          | —         | 2         | 2         | —          | —          | —          | —             |
| 722213           | Snack & nonalcoholic beverage bars                       | 116   | 215               | 1 027          | 20                             | 10  | 4          | 5         | 1         | —         | —          | —          | —          | —             |
| 7223             | Special food services                                    | 320   | 884               | 3 468          | 17                             | 7   | 2          | 1         | 5         | 2         | —          | —          | —          | —             |
| 72231            | Food service contractors                                 | 224   | 590               | 2 459          | 12                             | 4   | 1          | 1         | 5         | 1         | —          | —          | —          | —             |
| 722310           | Food service contractors                                 | 224   | 590               | 2 459          | 12                             | 4   | 1          | 1         | 5         | 1         | —          | —          | —          | —             |
| 7224             | Drinking places (alcoholic beverages)                    | 294   | 819               | 3 598          | 25                             | 16  | 2          | 3         | 2         | 2         | —          | —          | —          | —             |
| 72241            | Drinking places (alcoholic beverages)                    | 294   | 819               | 3 598          | 25                             | 16  | 2          | 3         | 2         | 2         | —          | —          | —          | —             |
| 722410           | Drinking places (alcoholic beverages)                    | 294   | 819               | 3 598          | 25                             | 16  | 2          | 3         | 2         | 2         | —          | —          | —          | —             |
| <b>81</b>        | <b>Other services (except public administration)</b>     | <b>4 248</b>                                    | <b>19 558</b>     | <b>79 322</b>  | <b>538</b>                     | <b>281</b>  | <b>142</b> | <b>72</b> | <b>35</b> | <b>5</b>  | <b>3</b>   | —          | —          | —             |
| 811              | Repair & maintenance                                     | 1 126   | 7 504             | 30 308         | 184                            | 98  | 50         | 29        | 7         | —         | —          | —          | —          | —             |
| 8111             | Automotive repair & maintenance                          | 898   | 5 714             | 23 005         | 138                            | 70  | 38         | 25        | 5         | —         | —          | —          | —          | —             |
| 81111            | Automotive mechanical & electrical R&M                   | 437   | 3 000             | 12 188         | 80                             | 49  | 19         | 10        | 2         | —         | —          | —          | —          | —             |
| 811111           | General automotive repair                                | 337   | 2 516             | 10 146         | 65                             | 41  | 15         | 8         | 1         | —         | —          | —          | —          | —             |
| 81112            | Automotive body, paint, interior & glass repair          | 164   | 1 432             | 5 966          | 31                             | 15  | 11         | 5         | —         | —         | —          | —          | —          | —             |
| 811121           | Automotive body, paint & interior R&M                    | 130   | 1 126             | 4 715          | 23                             | 10  | 9          | 4         | —         | —         | —          | —          | —          | —             |
| 81119            | Other automotive R&M                                     | 297   | 1 282             | 4 851          | 27                             | 6   | 8          | 10        | 3         | —         | —          | —          | —          | —             |
| 811192           | Car washes   | 120   | 505               | 2 015          | 12                             | 4   | 3          | 4         | 1         | —         | —          | —          | —          | —             |
| 8113             | Commercial equipment (exc auto & elec) R&M               | 153   | 1 376             | 5 560          | 19                             | 8   | 6          | 3         | 2         | —         | —          | —          | —          | —             |
| 81131            | Commercial equipment (exc auto & elec) R&M               | 153   | 1 376             | 5 560          | 19                             | 8   | 6          | 3         | 2         | —         | —          | —          | —          | —             |
| 811310           | Commercial equipment (exc auto & elec) R&M               | 153   | 1 376             | 5 560          | 19                             | 8   | 6          | 3         | 2         | —         | —          | —          | —          | —             |
| 812              | Personal & laundry services                              | 949   | 3 973             | 15 936         | 150                            | 86  | 36         | 18        | 9         | 1         | —          | —          | —          | —             |
| 8121             | Personal care services                                   | 447   | 1 652             | 7 001          | 79                             | 45  | 19         | 11        | 4         | —         | —          | —          | —          | —             |
| 81211            | Hair, nail & skin care services                          | 377   | 1 469             | 6 238          | 68                             | 40  | 15         | 9         | 4         | —         | —          | —          | —          | —             |
| 812112           | Beauty salons  | 368   | 1 445             | 6 175          | 62                             | 34  | 15         | 9         | 4         | —         | —          | —          | —          | —             |
| 8122             | Death care services                                      | 151   | 977               | 3 470          | 14                             | 5   | 3          | 4         | 2         | —         | —          | —          | —          | —             |
| 8123             | Drycleaning & laundry services                           | 168   | 547               | 2 250          | 30                             | 15  | 11         | 3         | 1         | —         | —          | —          | —          | —             |
| 81232            | Drycleaning & laundry services (exc coin-op)             | 102   | 352               | 1 502          | 19                             | 10  | 6          | 3         | —         | —         | —          | —          | —          | —             |
| 812320           | Drycleaning & laundry services (exc coin-op)             | 102   | 352               | 1 502          | 19                             | 10  | 6          | 3         | —         | —         | —          | —          | —          | —             |
| 8129             | Other personal services                                  | 183   | 797               | 3 215          | 27                             | 21  | 3          | —         | 2         | 1         | —          | —          | —          | —             |
| 813              | Religious, grantmaking, civic, prof & like organizations | 2 173   | 8 081             | 33 078         | 204                            | 97  | 56         | 25        | 19        | 4         | 3          | —          | —          | —             |
| 8131             | Religious organizations                                  | 1 870   | 6 372             | 26 071         | 141                            | 55  | 43         | 20        | 16        | 4         | 3          | —          | —          | —             |
| 81311            | Religious organizations                                  | 1 870   | 6 372             | 26 071         | 141                            | 55  | 43         | 20        | 16        | 4         | 3          | —          | —          | —             |
| 813110           | Religious organizations                                  | 1 870   | 6 372             | 26 071         | 141                            | 55  | 43         | 20        | 16        | 4         | 3          | —          | —          | —             |
| 8139             | Business, labor, political, like organizations           | 209   | 1 378             | 5 517          | 39                             | 25  | 8          | 3         | 3         | —         | —          | —          | —          | —             |
| 81393            | Labor unions & similar labor organizations               | 136   | 912               | 3 745          | 18                             | 8   | 6          | 1         | 3         | —         | —          | —          | —          | —             |
| 813930           | Labor unions & similar labor organizations               | 136   | 912               | 3 745          | 18                             | 8   | 6          | 1         | 3         | —         | —          | —          | —          | —             |
| <b>99</b>        | <b>Unclassified establishments</b>                       | <b>38</b>                                       | <b>107</b>        | <b>819</b>     | <b>38</b>                      | <b>37</b>   | <b>1</b>   | <b>—</b>  | <b>—</b>  | <b>—</b>  | <b>—</b>   | <b>—</b>   | <b>—</b>   | <b>—</b>      |

See footnotes at end of table.

**Table 6. Counties—Employees, Payroll, and Establishments by Industry: 2003—Con.**

[Excludes most government employees, railroad employees, and self-employed persons. Size class 1 to 4 includes establishments with payroll, but no employees, during mid-March pay period. (D) denotes figures withheld to avoid disclosing data for individual companies; the data are included in broader industry totals. Detailed industries with 100 or more employees are shown if industry was not a (D). For explanation of terms, abbreviations, and data reliability/comparability, see introductory text]

| NAICS code     | Industry   | Number of employees for week including March 12 | Payroll (\$1,000) |               | Total number of establishments | Number of establishments by employment-size class |           |           |           |           |            |            |            |               |
|----------------|--|---|-------------------|---------------|--------------------------------|---|-----------|-----------|-----------|-----------|------------|------------|------------|---------------|
|                |  |   | First quarter     | Annual        |                                | 1 to 4  | 5 to 9    | 10 to 19  | 20 to 49  | 50 to 99  | 100 to 249 | 250 to 499 | 500 to 999 | 1,000 or more |
| <b>CLINTON</b> |  |   |                   |               |                                |   |           |           |           |           |            |            |            |               |
|                | <b>Total</b> .....   | <b>4 201</b>                                    | <b>19 164</b>     | <b>83 621</b> | <b>467</b>                     | <b>285</b>  | <b>82</b> | <b>60</b> | <b>24</b> | <b>11</b> | <b>3</b>   | <b>2</b>   | -          | -             |
| <b>11</b>      | <b>Forestry, fishing, hunting, and agriculture support</b> ..... | (A)   | (D)               | (D)           | 2                              | 2   | -         | -         | -         | -         | -          | -          | -          | -             |
| <b>21</b>      | <b>Mining</b> .....  | (B)   | (D)               | (D)           | 1                              | -   | -         | -         | -         | 1         | -          | -          | -          | -             |
| <b>23</b>      | <b>Construction</b> .....  | <b>226</b>                                      | <b>1 282</b>      | <b>5 366</b>  | <b>73</b>                      | <b>56</b>   | <b>12</b> | <b>4</b>  | <b>1</b>  | -         | -          | -          | -          | -             |
| 238            | Specialty Trade Contractors .....                                | 129   | 606               | 2 467         | 46                             | 35  | 8         | 3         | -         | -         | -          | -          | -          | -             |
| <b>31-33</b>   | <b>Manufacturing</b> .....                                       | <b>254</b>                                      | <b>1 221</b>      | <b>5 479</b>  | <b>23</b>                      | <b>16</b>   | <b>2</b>  | <b>2</b>  | <b>2</b>  | -         | <b>1</b>   | -          | -          | -             |
| 339            | Miscellaneous mfg .....  | (C)   | (D)               | (D)           | 4                              | 3   | -         | -         | -         | -         | 1          | -          | -          | -             |
| 3399           | Other miscellaneous mfg .....                                    | (C)   | (D)               | (D)           | 3                              | 2   | -         | -         | -         | -         | 1          | -          | -          | -             |
| 33999          | All other misc mfg .....   | (C)   | (D)               | (D)           | 2                              | 1   | -         | -         | -         | -         | 1          | -          | -          | -             |
| <b>42</b>      | <b>Wholesale trade</b> .....                                     | <b>63</b>                                       | <b>382</b>        | <b>1 766</b>  | <b>11</b>                      | <b>6</b>  | <b>3</b>  | <b>2</b>  | -         | -         | -          | -          | -          | -             |
| <b>44-45</b>   | <b>Retail trade</b> .....  | <b>973</b>                                      | <b>4 015</b>      | <b>16 805</b> | <b>78</b>                      | <b>33</b>   | <b>17</b> | <b>21</b> | <b>4</b>  | <b>2</b>  | -          | <b>1</b>   | -          | -             |
| 445            | Food & beverage stores .....                                     | (C)   | (D)               | (D)           | 8                              | 1   | 2         | 3         | 1         | 1         | -          | -          | -          | -             |
| 4451           | Grocery stores .....   | 121   | 280               | 1 223         | 7                              | 1   | 1         | 3         | 1         | 1         | -          | -          | -          | -             |
| 44511          | Grocery (except convenience) stores .....                        | 121   | 280               | 1 223         | 7                              | 1   | 1         | 3         | 1         | 1         | -          | -          | -          | -             |
| 445110         | Grocery (except convenience) stores .....                        | 121   | 280               | 1 223         | 7                              | 1   | 1         | 3         | 1         | 1         | -          | -          | -          | -             |
| 447            | Gasoline stations .....  | 230   | 678               | 2 865         | 16                             | -   | 6         | 8         | 1         | 1         | -          | -          | -          | -             |
| 4471           | Gasoline stations .....  | 230   | 678               | 2 865         | 16                             | -   | 6         | 8         | 1         | 1         | -          | -          | -          | -             |
| 44711          | Gasoline stations with convenience stores .....                  | 139   | 411               | 1 808         | 13                             | -   | 6         | 6         | 1         | -         | -          | -          | -          | -             |
| 447110         | Gasoline stations with convenience stores .....                  | 139   | 411               | 1 808         | 13                             | -   | 6         | 6         | 1         | -         | -          | -          | -          | -             |
| 452            | General merchandise stores .....                                 | (E)   | (D)               | (D)           | 4                              | 1   | 1         | 1         | -         | -         | -          | 1          | -          | -             |
| 4529           | Other general merchandise stores .....                           | (E)   | (D)               | (D)           | 4                              | 1   | 1         | 1         | -         | -         | -          | 1          | -          | -             |
| 45291          | Warehouse clubs & superstores .....                              | (E)   | (D)               | (D)           | 1                              | -   | -         | -         | -         | -         | -          | 1          | -          | -             |
| <b>48-49</b>   | <b>Transportation &amp; warehousing</b> .....                    | <b>74</b>                                       | <b>303</b>        | <b>1 553</b>  | <b>16</b>                      | <b>12</b>   | <b>1</b>  | <b>2</b>  | <b>1</b>  | -         | -          | -          | -          | -             |
| <b>51</b>      | <b>Information</b> .....   | <b>71</b>                                       | <b>297</b>        | <b>1 116</b>  | <b>11</b>                      | <b>8</b>  | <b>1</b>  | <b>1</b>  | <b>1</b>  | -         | -          | -          | -          | -             |
| <b>52</b>      | <b>Finance &amp; insurance</b> .....                             | <b>360</b>                                      | <b>2 726</b>      | <b>11 712</b> | <b>30</b>                      | <b>16</b>   | <b>6</b>  | <b>5</b>  | <b>2</b>  | -         | <b>1</b>   | -          | -          | -             |
| 522            | Credit intermediation & related activities .....                 | (C)   | (D)               | (D)           | 12                             | 4   | 2         | 4         | 2         | -         | -          | -          | -          | -             |
| 5221           | Depository credit intermediation .....                           | (C)   | (D)               | (D)           | 10                             | 2   | 2         | 4         | 2         | -         | -          | -          | -          | -             |
| 52211          | Commercial banking .....   | 101   | 719               | 3 138         | 7                              | 2   | 1         | 2         | 2         | -         | -          | -          | -          | -             |
| 522110         | Commercial banking .....   | 101   | 719               | 3 138         | 7                              | 2   | 1         | 2         | 2         | -         | -          | -          | -          | -             |
| 524            | Insurance carriers & related activities .....                    | 210   | 1 688             | 7 102         | 13                             | 8   | 3         | 1         | -         | -         | 1          | -          | -          | -             |
| 5241           | Insurance carriers .....   | (C)   | (D)               | (D)           | 3                              | 2   | -         | -         | -         | -         | 1          | -          | -          | -             |
| 52412          | Other direct insurance carriers .....                            | (C)   | (D)               | (D)           | 2                              | 1   | -         | -         | -         | -         | 1          | -          | -          | -             |
| <b>53</b>      | <b>Real estate &amp; rental &amp; leasing</b> .....              | <b>53</b>                                       | <b>263</b>        | <b>999</b>    | <b>18</b>                      | <b>15</b>   | <b>1</b>  | <b>2</b>  | -         | -         | -          | -          | -          | -             |
| <b>54</b>      | <b>Professional, scientific &amp; technical services</b> .....   | <b>80</b>                                       | <b>339</b>        | <b>1 641</b>  | <b>31</b>                      | <b>25</b>   | <b>5</b>  | <b>1</b>  | -         | -         | -          | -          | -          | -             |
| <b>55</b>      | <b>Management of companies &amp; enterprises</b> .....           | <b>(B)</b>                                      | <b>(D)</b>        | <b>(D)</b>    | <b>3</b>                       | <b>1</b>  | -         | <b>1</b>  | <b>1</b>  | -         | -          | -          | -          | -             |
| <b>56</b>      | <b>Admin. support, waste mgt, remediation services</b> .....     | <b>169</b>                                      | <b>359</b>        | <b>2 177</b>  | <b>21</b>                      | <b>16</b>   | <b>2</b>  | <b>1</b>  | -         | <b>2</b>  | -          | -          | -          | -             |
| 561            | Administrative & support services .....                          | (C)   | (D)               | (D)           | 19                             | 15  | 1         | 1         | -         | 2         | -          | -          | -          | -             |
| 5613           | Employment services .....  | 131   | 175               | 1 255         | 5                              | 2   | -         | 1         | -         | 2         | -          | -          | -          | -             |
| 56131          | Employment placement agencies .....                              | (C)   | (D)               | (D)           | 4                              | 1   | -         | 1         | -         | 2         | -          | -          | -          | -             |
| <b>61</b>      | <b>Educational services</b> .....                                | <b>(A)</b>                                      | <b>(D)</b>        | <b>(D)</b>    | <b>1</b>                       | -   | <b>1</b>  | -         | -         | -         | -          | -          | -          | -             |
| <b>62</b>      | <b>Health care and social assistance</b> .....                   | <b>1 059</b>                                    | <b>5 308</b>      | <b>22 891</b> | <b>57</b>                      | <b>25</b>   | <b>14</b> | <b>9</b>  | <b>3</b>  | <b>4</b>  | <b>1</b>   | <b>1</b>   | -          | -             |
| 621            | Ambulatory health care services .....                            | 278   | 1 729             | 7 297         | 33                             | 17  | 7         | 6         | 2         | 1         | -          | -          | -          | -             |
| 6211           | Offices of physicians .....                                      | 104   | 731               | 2 976         | 11                             | 5   | 2         | 3         | 1         | -         | -          | -          | -          | -             |
| 62111          | Offices of physicians .....                                      | 104   | 731               | 2 976         | 11                             | 5   | 2         | 3         | 1         | -         | -          | -          | -          | -             |
| 621111         | Offices of physicians (exc mental health) .....                  | 104   | 731               | 2 976         | 11                             | 5   | 2         | 3         | 1         | -         | -          | -          | -          | -             |
| 622            | Hospitals .....  | (E)   | (D)               | (D)           | 1                              | -   | -         | -         | -         | -         | -          | 1          | -          | -             |
| 6221           | General medical & surgical hospitals .....                       | (E)   | (D)               | (D)           | 1                              | -   | -         | -         | -         | -         | -          | 1          | -          | -             |
| 62211          | General medical & surgical hospitals .....                       | (E)   | (D)               | (D)           | 1                              | -   | -         | -         | -         | -         | -          | 1          | -          | -             |
| 623            | Nursing & residential care facilities .....                      | (E)   | (D)               | (D)           | 8                              | 2   | 2         | -         | -         | 3         | 1          | -          | -          | -             |
| 6231           | Nursing care facilities .....                                    | 352   | 1 411             | 5 812         | 5                              | -   | 1         | -         | -         | 3         | 1          | -          | -          | -             |
| 62311          | Nursing care facilities .....                                    | 352   | 1 411             | 5 812         | 5                              | -   | 1         | -         | -         | 3         | 1          | -          | -          | -             |
| 623110         | Nursing care facilities .....                                    | 352   | 1 411             | 5 812         | 5                              | -   | 1         | -         | -         | 3         | 1          | -          | -          | -             |
| 624            | Social assistance .....  | (C)   | (D)               | (D)           | 15                             | 6   | 5         | 3         | 1         | -         | -          | -          | -          | -             |
| <b>71</b>      | <b>Arts, entertainment &amp; recreation</b> .....                | <b>24</b>                                       | <b>86</b>         | <b>648</b>    | <b>6</b>                       | <b>5</b>  | -         | <b>1</b>  | -         | -         | -          | -          | -          | -             |
| <b>72</b>      | <b>Accommodation &amp; food services</b> .....                   | <b>507</b>                                      | <b>1 045</b>      | <b>4 457</b>  | <b>29</b>                      | <b>8</b>  | <b>4</b>  | <b>6</b>  | <b>9</b>  | <b>2</b>  | -          | -          | -          | -             |
| 722            | Food services & drinking places .....                            | 485   | 995               | 4 182         | 26                             | 7   | 4         | 4         | 9         | 2         | -          | -          | -          | -             |
| 7221           | Full-service restaurants .....                                   | 221   | 498               | 2 183         | 12                             | 5   | 1         | 1         | 4         | 1         | -          | -          | -          | -             |
| 72211          | Full-service restaurants .....                                   | 221   | 498               | 2 183         | 12                             | 5   | 1         | 1         | 4         | 1         | -          | -          | -          | -             |
| 722110         | Full-service restaurants .....                                   | 221   | 498               | 2 183         | 12                             | 5   | 1         | 1         | 4         | 1         | -          | -          | -          | -             |
| 7222           | Limited-service eating places .....                              | (E)   | (D)               | (D)           | 13                             | 2   | 3         | 2         | 5         | 1         | -          | -          | -          | -             |
| 72221          | Limited-service eating places .....                              | (E)   | (D)               | (D)           | 13                             | 2   | 3         | 2         | 5         | 1         | -          | -          | -          | -             |
| 722211         | Limited-service restaurants .....                                | 245   | 469               | 1 893         | 11                             | 1   | 2         | 2         | 5         | 1         | -          | -          | -          | -             |
| <b>81</b>      | <b>Other services (except public administration)</b> .....       | <b>162</b>                                      | <b>579</b>        | <b>2 418</b>  | <b>50</b>                      | <b>35</b>   | <b>13</b> | <b>2</b>  | -         | -         | -          | -          | -          | -             |
| <b>99</b>      | <b>Unclassified establishments</b> .....                         | <b>3</b>  | <b>7</b>          | <b>39</b>     | <b>6</b>                       | <b>6</b>  | -         | -         | -         | -         | -          | -          | -          | -             |

See footnotes at end of table.

**Table 6. Counties—Employees, Payroll, and Establishments by Industry: 2003—Con.**

[Excludes most government employees, railroad employees, and self-employed persons. Size class 1 to 4 includes establishments with payroll, but no employees, during mid-March pay period. (D) denotes figures withheld to avoid disclosing data for individual companies; the data are included in broader industry totals. Detailed industries with 100 or more employees are shown if industry was not a (D). For explanation of terms, abbreviations, and data reliability/comparability, see introductory text]

| NAICS code  | Industry   | Number of employees for week including March 12 | Payroll (\$1,000) |                  | Total number of establishments | Number of establishments by employment-size class |            |            |            |           |            |            |            |               |
|-------------|--|---|-------------------|------------------|--------------------------------|---|------------|------------|------------|-----------|------------|------------|------------|---------------|
|             |  |   | First quarter     | Annual           |                                | 1 to 4  | 5 to 9     | 10 to 19   | 20 to 49   | 50 to 99  | 100 to 249 | 250 to 499 | 500 to 999 | 1,000 or more |
| <b>COLE</b> |  |   |                   |                  |                                |   |            |            |            |           |            |            |            |               |
|             | <b>Total .....</b>   | <b>36 204</b>                                   | <b>239 555</b>    | <b>1 014 305</b> | <b>2 301</b>                   | <b>1 179</b>                                      | <b>466</b> | <b>325</b> | <b>202</b> | <b>81</b> | <b>37</b>  | <b>3</b>   | <b>5</b>   | <b>3</b>      |
| 11          | <b>Forestry, fishing, hunting, and agriculture support .....</b>         | (A)   | (D)               | (D)              | 1                              | 1   | —          | —          | —          | —         | —          | —          | —          | —             |
| 21          | <b>Mining .....</b>  | (B)   | (D)               | (D)              | 6                              | 3   | 2          | —          | 1          | —         | —          | —          | —          | —             |
| 22          | <b>Utilities .....</b>   | 287   | 4 863             | 17 613           | 10                             | 2   | 2          | 3          | —          | 3         | —          | —          | —          | —             |
| 221         | Utilities .....  | 287   | 4 863             | 17 613           | 10                             | 2   | 2          | 3          | —          | 3         | —          | —          | —          | —             |
| 2211        | Elec pwr generation, transmsn & distribution ...                         | (E)   | (D)               | (D)              | 7                              | 1   | 1          | 2          | —          | 3         | —          | —          | —          | —             |
| 22112       | Electric pwr transmsn, control & distribution ...                        | (C)   | (D)               | (D)              | 5                              | 1   | —          | 2          | —          | 2         | —          | —          | —          | —             |
| 23          | <b>Construction .....</b>  | 2 398   | 17 902            | 93 412           | 279                            | 160   | 59         | 33         | 19         | 5         | 3          | —          | —          | —             |
| 236         | Construction of Buildings .....  | 552   | 3 629             | 18 828           | 94                             | 58  | 22         | 8          | 5          | 1         | —          | —          | —          | —             |
| 2361        | Residential Building Construction .....                                  | 242   | 1 234             | 5 544            | 74                             | 54  | 19         | 1          | —          | —         | —          | —          | —          | —             |
| 23611       | Residential Building Construction .....                                  | 242   | 1 234             | 5 544            | 74                             | 54  | 19         | 1          | —          | —         | —          | —          | —          | —             |
| 236115      | New Single-Family Housing Construction (except Operative Builders) ..... | 186   | 938               | 4 120            | 52                             | 36  | 15         | 1          | —          | —         | —          | —          | —          | —             |
| 2362        | Nonresidential Building Construction .....                               | 310   | 2 395             | 13 284           | 20                             | 4   | 3          | 7          | 5          | 1         | —          | —          | —          | —             |
| 23622       | Commercial and Institutional Building Construction .....                 | 310   | 2 395             | 13 284           | 20                             | 4   | 3          | 7          | 5          | 1         | —          | —          | —          | —             |
| 236220      | Commercial and Institutional Building Construction .....                 | 310   | 2 395             | 13 284           | 20                             | 4   | 3          | 7          | 5          | 1         | —          | —          | —          | —             |
| 237         | Heavy and Civil Engineering Construction .....                           | 224   | 1 729             | 10 389           | 20                             | 11  | 4          | 2          | 2          | 1         | —          | —          | —          | —             |
| 2373        | Highway, Street, and Bridge Construction .....                           | 133   | 1 106             | 6 090            | 6                              | 1   | 2          | 1          | 1          | 1         | —          | —          | —          | —             |
| 23731       | Highway, Street, and Bridge Construction .....                           | 133   | 1 106             | 6 090            | 6                              | 1   | 2          | 1          | 1          | 1         | —          | —          | —          | —             |
| 237310      | Highway, Street, and Bridge Construction ..                              | 133   | 1 106             | 6 090            | 6                              | 1   | 2          | 1          | 1          | 1         | —          | —          | —          | —             |
| 238         | Specialty Trade Contractors .....  | 1 622   | 12 544            | 64 195           | 165                            | 91  | 33         | 23         | 12         | 3         | 3          | —          | —          | —             |
| 2381        | Foundation, Structure, and Building Exterior Contractors .....           | 315   | 1 647             | 9 019            | 46                             | 30  | 7          | 5          | 3          | 1         | —          | —          | —          | —             |
| 2382        | Building Equipment Contractors .....                                     | 866   | 7 790             | 37 389           | 55                             | 21  | 17         | 8          | 5          | 1         | 3          | —          | —          | —             |
| 23821       | Electrical Contractors .....   | (E)   | (D)               | (D)              | 23                             | 10  | 9          | 1          | 2          | —         | 1          | —          | —          | —             |
| 23822       | Plumbing, Heating, and Air-Conditioning Contractors .....                | 539   | 4 771             | 21 287           | 31                             | 10  | 8          | 7          | 3          | 1         | 2          | —          | —          | —             |
| 238220      | Plumbing, Heating, and Air-Conditioning Contractors .....                | 539   | 4 771             | 21 287           | 31                             | 10  | 8          | 7          | 3          | 1         | 2          | —          | —          | —             |
| 2383        | Building Finishing Contractors .....                                     | 243   | 1 503             | 7 592            | 38                             | 25  | 5          | 6          | 1          | 1         | —          | —          | —          | —             |
| 23831       | Drywall and Insulation Contractors .....                                 | 151   | 1 046             | 5 237            | 10                             | 3   | 2          | 3          | 1          | 1         | —          | —          | —          | —             |
| 238310      | Drywall and Insulation Contractors .....                                 | 151   | 1 046             | 5 237            | 10                             | 3   | 2          | 3          | 1          | 1         | —          | —          | —          | —             |
| 2389        | Other Specialty Trade Contractors .....                                  | 198   | 1 604             | 10 195           | 26                             | 15  | 4          | 4          | 3          | —         | —          | —          | —          | —             |
| 23899       | All Other Specialty Trade Contractors .....                              | 121   | 895               | 5 823            | 15                             | 9   | 1          | 3          | 2          | —         | —          | —          | —          | —             |
| 238990      | All Other Specialty Trade Contractors .....                              | 121   | 895               | 5 823            | 15                             | 9   | 1          | 3          | 2          | —         | —          | —          | —          | —             |
| 31-33       | <b>Manufacturing .....</b>   | 3 589   | 32 825            | 137 594          | 64                             | 23  | 11         | 10         | 7          | 6         | 3          | 2          | 2          | —             |
| 311         | Food mfg .....   | (C)   | (D)               | (D)              | 4                              | 2   | —          | 1          | —          | 1         | —          | —          | —          | —             |
| 321         | Wood product mfg .....   | (C)   | (D)               | (D)              | 3                              | —   | 1          | —          | 1          | 1         | —          | —          | —          | —             |
| 323         | Printing & related support activities .....                              | 994   | 8 694             | 41 300           | 11                             | 3   | 3          | 1          | 1          | 1         | 1          | —          | 1          | —             |
| 3231        | Printing & related support activities .....                              | 994   | 8 694             | 41 300           | 11                             | 3   | 3          | 1          | 1          | 1         | 1          | —          | 1          | —             |
| 32311       | Printing .....   | (F)   | (D)               | (D)              | 10                             | 2   | 3          | 1          | 1          | 1         | 1          | —          | 1          | —             |
| 325         | Chemical mfg .....   | (E)   | (D)               | (D)              | 2                              | 1   | —          | —          | —          | —         | —          | —          | 1          | —             |
| 3256        | Soap, cleaners & toilet preparation mfg .....                            | (E)   | (D)               | (D)              | 1                              | —   | —          | —          | —          | —         | —          | —          | 1          | —             |
| 32562       | Toilet preparation mfg .....   | (E)   | (D)               | (D)              | 1                              | —   | —          | —          | —          | —         | —          | —          | 1          | —             |
| 326         | Plastics & rubber products mfg .....                                     | (C)   | (D)               | (D)              | 3                              | —   | 2          | —          | —          | —         | —          | —          | 1          | —             |
| 3261        | Plastics product mfg .....   | (C)   | (D)               | (D)              | 3                              | —   | 2          | —          | —          | —         | —          | —          | 1          | —             |
| 32615       | Foam product (exc polystyrene) mfg .....                                 | (C)   | (D)               | (D)              | 1                              | —   | —          | —          | —          | —         | —          | —          | 1          | —             |
| 327         | Nonmetallic mineral product mfg .....                                    | 138   | 1 893             | 5 551            | 7                              | 2   | 1          | 1          | 2          | 1         | —          | —          | —          | —             |
| 3273        | Cement & concrete product mfg .....                                      | (C)   | (D)               | (D)              | 6                              | 1   | 1          | 1          | 2          | 1         | —          | —          | —          | —             |
| 332         | Fabricated metal product mfg .....                                       | 273   | 1 984             | 10 311           | 10                             | 3   | 1          | 3          | 1          | 1         | 1          | —          | —          | —             |
| 3323        | Architectural & structural metals mfg .....                              | (C)   | (D)               | (D)              | 3                              | 1   | —          | —          | 1          | —         | 1          | —          | —          | —             |
| 33231       | Plate work & fabricated structural prod mfg ...                          | (C)   | (D)               | (D)              | 2                              | 1   | —          | —          | —          | —         | 1          | —          | —          | —             |
| 335         | Electrical equip, appliance & component mfg .....                        | (F)   | (D)               | (D)              | 2                              | —   | —          | —          | 1          | —         | —          | —          | —          | 1             |
| 3353        | Electrical equipment mfg .....   | (F)   | (D)               | (D)              | 1                              | —   | —          | —          | —          | —         | —          | —          | —          | 1             |
| 33531       | Electrical equipment mfg .....   | (F)   | (D)               | (D)              | 1                              | —   | —          | —          | —          | —         | —          | —          | —          | 1             |
| 336         | Transportation equipment mfg .....                                       | (E)   | (D)               | (D)              | 2                              | 1   | —          | —          | —          | —         | —          | —          | 1          | —             |
| 3363        | Motor vehicle parts mfg .....  | (E)   | (D)               | (D)              | 2                              | 1   | —          | —          | —          | —         | —          | —          | 1          | —             |
| 33639       | Other motor vehicle parts mfg .....                                      | (E)   | (D)               | (D)              | 2                              | 1   | —          | —          | —          | —         | —          | —          | 1          | —             |

See footnotes at end of table.

**Table 6. Counties—Employees, Payroll, and Establishments by Industry: 2003—Con.**

[Excludes most government employees, railroad employees, and self-employed persons. Size class 1 to 4 includes establishments with payroll, but no employees, during mid-March pay period. (D) denotes figures withheld to avoid disclosing data for individual companies; the data are included in broader industry totals. Detailed industries with 100 or more employees are shown if industry was not a (D). For explanation of terms, abbreviations, and data reliability/comparability, see introductory text]

| NAICS code       | Industry   | Number of employees for week including March 12 | Payroll (\$1,000) |                | Total number of establishments | Number of establishments by employment-size class |           |           |           |           |            |            |            |               |
|------------------|--|---|-------------------|----------------|--------------------------------|---|-----------|-----------|-----------|-----------|------------|------------|------------|---------------|
|                  |  |   | First quarter     | Annual         |                                | 1 to 4  | 5 to 9    | 10 to 19  | 20 to 49  | 50 to 99  | 100 to 249 | 250 to 499 | 500 to 999 | 1,000 or more |
| <b>COLE—Con.</b> |  |   |                   |                |                                |   |           |           |           |           |            |            |            |               |
| <b>42</b>        | <b>Wholesale trade</b>   | <b>1 418</b>                                    | <b>11 684</b>     | <b>51 314</b>  | <b>85</b>                      | <b>32</b>   | <b>18</b> | <b>16</b> | <b>14</b> | <b>2</b>  | <b>3</b>   | —          | —          | —             |
| 423              | Merchant Wholesalers, Durable Goods  | 778   | 7 610             | 34 356         | 57                             | 20  | 13        | 12        | 9         | 2         | 1          | —          | —          | —             |
| 4234             | Professional and Commercial Equipment and Supplies Merchant Wholesalers      | 388   | 3 981             | 16 563         | 17                             | 5   | 2         | 3         | 5         | 1         | 1          | —          | —          | —             |
| 42342            | Office Equipment Merchant Wholesalers  | (C)   | (D)               | (D)            | 5                              | —   | —         | 2         | 2         | —         | 1          | —          | —          | —             |
| 42343            | Computer and Computer Peripheral Equipment and Software Merchant Wholesalers | 156   | 2 232             | 9 047          | 7                              | 2   | 1         | 1         | 2         | 1         | —          | —          | —          | —             |
| 423430           | Computer and Computer Peripheral Equipment and Software Merchant Wholesalers | 156   | 2 232             | 9 047          | 7                              | 2   | 1         | 1         | 2         | 1         | —          | —          | —          | —             |
| 4238             | Machinery, Equipment, and Supplies Merchant Wholesalers                      | 127   | 1 087             | 4 637          | 13                             | 4   | 3         | 4         | 2         | —         | —          | —          | —          | —             |
| 424              | Merchant Wholesalers, Nondurable Goods                                       | 635   | 4 035             | 16 782         | 23                             | 7   | 5         | 4         | 5         | —         | 2          | —          | —          | —             |
| 4244             | Grocery and Related Product Wholesalers                                      | 207   | 1 514             | 6 286          | 9                              | 4   | 1         | 2         | 1         | —         | 1          | —          | —          | —             |
| 42442            | Packaged Frozen Food Merchant Wholesalers                                    | (C)   | (D)               | (D)            | 2                              | 1   | —         | —         | —         | —         | 1          | —          | —          | —             |
| 4249             | Miscellaneous Nondurable Goods Merchant Wholesalers                          | 254   | 1 154             | 4 272          | 3                              | —   | 1         | 1         | —         | —         | 1          | —          | —          | —             |
| 42492            | Book, Periodical, and Newspaper Merchant Wholesalers                         | (C)   | (D)               | (D)            | 1                              | —   | —         | —         | —         | —         | 1          | —          | —          | —             |
| <b>44-45</b>     | <b>Retail trade</b>  | <b>7 407</b>                                    | <b>34 961</b>     | <b>142 966</b> | <b>356</b>                     | <b>150</b>  | <b>98</b> | <b>55</b> | <b>31</b> | <b>10</b> | <b>10</b>  | —          | <b>1</b>   | <b>1</b>      |
| 441              | Motor vehicle & parts dealers  | 796   | 5 176             | 22 080         | 50                             | 24  | 7         | 8         | 7         | 3         | 1          | —          | —          | —             |
| 4411             | Automobile dealers   | 541   | 3 850             | 15 979         | 22                             | 14  | —         | 1         | 3         | 3         | 1          | —          | —          | —             |
| 44111            | New car dealers  | 507   | 3 664             | 15 100         | 9                              | 2   | —         | —         | 3         | 3         | 1          | —          | —          | —             |
| 441110           | New car dealers  | 507   | 3 664             | 15 100         | 9                              | 2   | —         | —         | 3         | 3         | 1          | —          | —          | —             |
| 4413             | Automotive parts, accessories & tire stores                                  | 215   | 1 145             | 5 061          | 22                             | 7   | 5         | 7         | 3         | —         | —          | —          | —          | —             |
| 44131            | Automotive parts, accessories & tire stores                                  | 135   | 722               | 3 132          | 15                             | 7   | 3         | 2         | 3         | —         | —          | —          | —          | —             |
| 441310           | Automotive parts, accessories & tire stores                                  | 135   | 722               | 3 132          | 15                             | 7   | 3         | 2         | 3         | —         | —          | —          | —          | —             |
| 442              | Furniture & home furnishing stores   | (C)   | (D)               | (D)            | 22                             | 13  | 4         | 5         | —         | —         | —          | —          | —          | —             |
| 443              | Electronics & appliance stores   | (C)   | (D)               | (D)            | 21                             | 13  | 5         | 2         | 1         | —         | —          | —          | —          | —             |
| 4431             | Electronics & appliance stores   | (C)   | (D)               | (D)            | 21                             | 13  | 5         | 2         | 1         | —         | —          | —          | —          | —             |
| 444              | Bldg material & garden equip & supp dealers                                  | 654   | 3 571             | 15 825         | 40                             | 14  | 10        | 5         | 8         | 2         | 1          | —          | —          | —             |
| 4441             | Building material & supplies dealers   | 461   | 3 015             | 13 231         | 26                             | 9   | 7         | 3         | 5         | 1         | 1          | —          | —          | —             |
| 44411            | Home centers   | 251   | 1 572             | 6 809          | 5                              | 1   | —         | —         | 2         | 1         | 1          | —          | —          | —             |
| 444110           | Home centers   | 251   | 1 572             | 6 809          | 5                              | 1   | —         | —         | 2         | 1         | 1          | —          | —          | —             |
| 44419            | Other building material dealers  | (C)   | (D)               | (D)            | 18                             | 7   | 6         | 3         | 2         | —         | —          | —          | —          | —             |
| 4442             | Lawn & garden equip & supplies stores  | 193   | 556               | 2 594          | 14                             | 5   | 3         | 2         | 3         | 1         | —          | —          | —          | —             |
| 44422            | Nursery & garden centers   | 165   | 455               | 2 036          | 9                              | 2   | 2         | 1         | 3         | 1         | —          | —          | —          | —             |
| 444220           | Nursery & garden centers   | 165   | 455               | 2 036          | 9                              | 2   | 2         | 1         | 3         | 1         | —          | —          | —          | —             |
| 445              | Food & beverage stores   | 812   | 2 757             | 11 698         | 23                             | 7   | 5         | 4         | 1         | 2         | 4          | —          | —          | —             |
| 4451             | Grocery stores   | 789   | 2 620             | 11 113         | 18                             | 3   | 5         | 3         | 1         | 2         | 4          | —          | —          | —             |
| 44511            | Grocery (except convenience) stores  | 725   | 2 486             | 10 477         | 11                             | 3   | 1         | —         | 1         | 2         | 4          | —          | —          | —             |
| 445110           | Grocery (except convenience) stores  | 725   | 2 486             | 10 477         | 11                             | 3   | 1         | —         | 1         | 2         | 4          | —          | —          | —             |
| 446              | Health & personal care stores  | 248   | 1 130             | 5 448          | 21                             | 7   | 6         | 5         | 2         | 1         | —          | —          | —          | —             |
| 4461             | Health & personal care stores  | 248   | 1 130             | 5 448          | 21                             | 7   | 6         | 5         | 2         | 1         | —          | —          | —          | —             |
| 44611            | Pharmacies & drug stores   | 140   | 731               | 3 810          | 6                              | 1   | —         | 3         | 1         | 1         | —          | —          | —          | —             |
| 446110           | Pharmacies & drug stores   | 140   | 731               | 3 810          | 6                              | 1   | —         | 3         | 1         | 1         | —          | —          | —          | —             |
| 447              | Gasoline stations  | 345   | 951               | 4 023          | 39                             | 11  | 16        | 10        | 2         | —         | —          | —          | —          | —             |
| 4471             | Gasoline stations  | 345   | 951               | 4 023          | 39                             | 11  | 16        | 10        | 2         | —         | —          | —          | —          | —             |
| 44711            | Gasoline stations with convenience stores                                    | 288   | 697               | 3 006          | 30                             | 5   | 14        | 10        | 1         | —         | —          | —          | —          | —             |
| 447110           | Gasoline stations with convenience stores                                    | 288   | 697               | 3 006          | 30                             | 5   | 14        | 10        | 1         | —         | —          | —          | —          | —             |
| 448              | Clothing & clothing accessories stores                                       | 318   | 1 054             | 4 147          | 42                             | 14  | 18        | 7         | 3         | —         | —          | —          | —          | —             |
| 4481             | Clothing stores  | 196   | 583               | 2 263          | 24                             | 7   | 9         | 6         | 2         | —         | —          | —          | —          | —             |
| 451              | Sporting goods, hobby, book & music stores                                   | 191   | 568               | 2 462          | 24                             | 12  | 8         | 2         | 2         | —         | —          | —          | —          | —             |
| 4511             | Sporting goods, hobby, musical instrument stores                             | 109   | 369               | 1 591          | 18                             | 12  | 4         | 1         | 1         | —         | —          | —          | —          | —             |
| 452              | General merchandise stores   | 1 244   | 5 227             | 20 336         | 12                             | 1   | 4         | —         | 1         | 1         | 4          | —          | 1          | —             |
| 4521             | Department stores  | (F)   | (D)               | (D)            | 5                              | —   | —         | —         | —         | 1         | 4          | —          | —          | —             |
| 45211            | Department stores  | (F)   | (D)               | (D)            | 5                              | —   | —         | —         | —         | 1         | 4          | —          | —          | —             |
| 452111           | Department Stores (except Discount Department Stores)                        | 425   | 1 247             | 5 003          | 3                              | —   | —         | —         | —         | —         | 3          | —          | —          | —             |
| 4529             | Other general merchandise stores   | (F)   | (D)               | (D)            | 7                              | 1   | 4         | —         | 1         | —         | —          | —          | 1          | —             |
| 45291            | Warehouse clubs & superstores  | (F)   | (D)               | (D)            | 1                              | —   | —         | —         | —         | —         | —          | —          | 1          | —             |
| 453              | Miscellaneous store retailers  | 310   | 858               | 3 852          | 47                             | 26  | 11        | 7         | 2         | 1         | —          | —          | —          | —             |
| 4532             | Office supplies, stationery & gift stores                                    | 101   | 287               | 1 270          | 19                             | 11  | 5         | 2         | 1         | —         | —          | —          | —          | —             |
| 4539             | Other miscellaneous store retailers  | 107   | 257               | 1 217          | 16                             | 10  | 4         | 1         | —         | 1         | —          | —          | —          | —             |
| 454              | Nonstore retailers   | (G)   | (D)               | (D)            | 15                             | 8   | 4         | —         | 2         | —         | —          | —          | —          | 1             |
| 4541             | Electronic shopping & mail-order houses                                      | (G)   | (D)               | (D)            | 3                              | 1   | 1         | —         | —         | —         | —          | —          | —          | 1             |
| 45411            | Electronic shopping & mail-order houses                                      | (G)   | (D)               | (D)            | 3                              | 1   | 1         | —         | —         | —         | —          | —          | —          | 1             |
| <b>48-49</b>     | <b>Transportation &amp; warehousing</b>                                      | <b>603</b>                                      | <b>2 795</b>      | <b>11 289</b>  | <b>44</b>                      | <b>23</b>   | <b>8</b>  | <b>6</b>  | <b>3</b>  | <b>3</b>  | <b>1</b>   | —          | —          | —             |
| 485              | Transit & ground passenger transportation                                    | (E)   | (D)               | (D)            | 8                              | 1   | 2         | —         | 2         | 2         | 1          | —          | —          | —             |
| 4854             | School & employee bus transportation   | 335   | 886               | 3 299          | 6                              | —   | 1         | —         | 2         | 2         | 1          | —          | —          | —             |
| 48541            | School & employee bus transportation   | 335   | 886               | 3 299          | 6                              | —   | 1         | —         | 2         | 2         | 1          | —          | —          | —             |
| 485410           | School & employee bus transportation   | 335   | 886               | 3 299          | 6                              | —   | 1         | —         | 2         | 2         | 1          | —          | —          | —             |
| 492              | Couriers & messengers  | (C)   | (D)               | (D)            | 2                              | —   | —         | —         | 1         | 1         | —          | —          | —          | —             |
| 4921             | Couriers   | (C)   | (D)               | (D)            | 2                              | —   | —         | —         | 1         | 1         | —          | —          | —          | —             |
| 49211            | Couriers   | (C)   | (D)               | (D)            | 2                              | —   | —         | —         | 1         | 1         | —          | —          | —          | —             |

See footnotes at end of table.



**Table 6. Counties—Employees, Payroll, and Establishments by Industry: 2003—Con.**

[Excludes most government employees, railroad employees, and self-employed persons. Size class 1 to 4 includes establishments with payroll, but no employees, during mid-March pay period. (D) denotes figures withheld to avoid disclosing data for individual companies; the data are included in broader industry totals. Detailed industries with 100 or more employees are shown if industry was not a (D). For explanation of terms, abbreviations, and data reliability/comparability, see introductory text]

| NAICS code       | Industry   | Number of employees for week including March 12 | Payroll (\$1,000) |               | Total number of establishments | Number of establishments by employment-size class |           |           |           |          |            |            |            |               |
|------------------|--|---|-------------------|---------------|--------------------------------|---|-----------|-----------|-----------|----------|------------|------------|------------|---------------|
|                  |  |   | First quarter     | Annual        |                                | 1 to 4  | 5 to 9    | 10 to 19  | 20 to 49  | 50 to 99 | 100 to 249 | 250 to 499 | 500 to 999 | 1,000 or more |
| <b>COLE—Con.</b> |  |   |                   |               |                                |   |           |           |           |          |            |            |            |               |
| <b>51</b>        | <b>Information</b>   | <b>2 915</b>                                    | <b>21 169</b>     | <b>89 012</b> | <b>36</b>                      | <b>15</b>   | <b>2</b>  | <b>7</b>  | <b>3</b>  | <b>4</b> | <b>3</b>   | <b>1</b>   | —          | <b>1</b>      |
| 5111             | Publishing industries  | 1 909   | 10 928            | 49 921        | 9                              | 3   | 1         | 2         | 1         | —        | 1          | —          | —          | 1             |
| 5111             | Newspaper, periodical, book, database publishers                         | (G)   | (D)               | (D)           | 7                              | 3   | 1         | 1         | —         | —        | 1          | —          | —          | 1             |
| 51111            | Newspaper publishers   | (C)   | (D)               | (D)           | 2                              | 1   | —         | —         | —         | —        | 1          | —          | —          | —             |
| 51113            | Book publishers  | (G)   | (D)               | (D)           | 2                              | 1   | —         | —         | —         | —        | —          | —          | —          | 1             |
| 517              | Telecommunications   | 499   | 6 067             | 21 220        | 14                             | 7   | —         | 3         | 1         | 1        | 2          | —          | —          | —             |
| 5171             | Wired Telecommunications Carriers  | 443   | 5 546             | 19 137        | 9                              | 5   | —         | 1         | —         | 1        | 2          | —          | —          | —             |
| 51711            | Wired Telecommunications Carriers  | 443   | 5 546             | 19 137        | 9                              | 5   | —         | 1         | —         | 1        | 2          | —          | —          | —             |
| 517110           | Wired Telecommunications Carriers  | 443   | 5 546             | 19 137        | 9                              | 5   | —         | 1         | —         | 1        | 2          | —          | —          | —             |
| 518              | Internet Service Providers, Web Search Portals, and Data Processing Serv | 360   | 2 887             | 11 639        | 6                              | 2   | 1         | 1         | —         | 1        | —          | 1          | —          | —             |
| 5182             | Data Processing, Hosting, and Related Services                           | 360   | 2 887             | 11 639        | 6                              | 2   | 1         | 1         | —         | 1        | —          | 1          | —          | —             |
| 51821            | Data Processing, Hosting, and Related Services                           | 360   | 2 887             | 11 639        | 6                              | 2   | 1         | 1         | —         | 1        | —          | 1          | —          | —             |
| 518210           | Data Processing, Hosting, and Related Services                           | 360   | 2 887             | 11 639        | 6                              | 2   | 1         | 1         | —         | 1        | —          | 1          | —          | —             |
| <b>52</b>        | <b>Finance &amp; insurance</b>   | <b>1 794</b>                                    | <b>21 268</b>     | <b>88 366</b> | <b>162</b>                     | <b>89</b>   | <b>26</b> | <b>27</b> | <b>14</b> | <b>4</b> | <b>2</b>   | —          | —          | —             |
| 522              | Credit intermediation & related activities                               | 1 008   | 9 699             | 42 136        | 68                             | 26  | 14        | 14        | 10        | 3        | 1          | —          | —          | —             |
| 5221             | Depository credit intermediation   | 834   | 7 400             | 34 677        | 42                             | 8   | 8         | 14        | 9         | 2        | 1          | —          | —          | —             |
| 52211            | Commercial banking   | 702   | 6 438             | 30 811        | 28                             | 2   | 6         | 10        | 7         | 2        | 1          | —          | —          | —             |
| 522110           | Commercial banking   | 702   | 6 438             | 30 811        | 28                             | 2   | 6         | 10        | 7         | 2        | 1          | —          | —          | —             |
| 52213            | Credit unions  | (C)   | (D)               | (D)           | 13                             | 6   | 1         | 4         | 2         | —        | —          | —          | —          | —             |
| 5222             | Nondepository credit intermediation                                      | 106   | 1 764             | 5 741         | 17                             | 12  | 4         | —         | —         | 1        | —          | —          | —          | —             |
| 524              | Insurance carriers & related activities                                  | 735   | 10 628            | 42 591        | 77                             | 49  | 11        | 11        | 4         | 1        | 1          | —          | —          | —             |
| 5241             | Insurance carriers   | (C)   | (D)               | (D)           | 20                             | 7   | 7         | 5         | —         | 1        | —          | —          | —          | —             |
| 52412            | Other direct insurance carriers  | 127   | 1 843             | 6 285         | 8                              | 3   | 2         | 2         | —         | 1        | —          | —          | —          | —             |
| 524126           | Direct property & casualty insurance carriers                            | 127   | 1 843             | 6 285         | 8                              | 3   | 2         | 2         | —         | 1        | —          | —          | —          | —             |
| 5242             | Agencies & other insurance related activities                            | (F)   | (D)               | (D)           | 57                             | 42  | 4         | 6         | 4         | —        | 1          | —          | —          | —             |
| 52421            | Insurance agencies & brokerages  | 494   | 7 222             | 29 938        | 53                             | 39  | 4         | 6         | 3         | —        | 1          | —          | —          | —             |
| 524210           | Insurance agencies & brokerages  | 494   | 7 222             | 29 938        | 53                             | 39  | 4         | 6         | 3         | —        | 1          | —          | —          | —             |
| <b>53</b>        | <b>Real estate &amp; rental &amp; leasing</b>                            | <b>270</b>                                      | <b>1 442</b>      | <b>6 321</b>  | <b>75</b>                      | <b>56</b>   | <b>13</b> | <b>5</b>  | <b>1</b>  | —        | —          | —          | —          | —             |
| 531              | Real estate  | 159   | 849               | 3 776         | 56                             | 46  | 7         | 3         | —         | —        | —          | —          | —          | —             |
| 532              | Rental & leasing services  | 111   | 593               | 2 545         | 19                             | 10  | 6         | 2         | 1         | —        | —          | —          | —          | —             |
| <b>54</b>        | <b>Professional, scientific &amp; technical services</b>                 | <b>1 243</b>                                    | <b>9 518</b>      | <b>43 343</b> | <b>227</b>                     | <b>148</b>  | <b>39</b> | <b>27</b> | <b>12</b> | <b>1</b> | —          | —          | —          | —             |
| 541              | Professional, scientific & technical services                            | 1 243   | 9 518             | 43 343        | 227                            | 148   | 39        | 27        | 12        | 1        | —          | —          | —          | —             |
| 5411             | Legal services   | 335   | 3 059             | 16 833        | 65                             | 46  | 8         | 8         | 3         | —        | —          | —          | —          | —             |
| 54111            | Offices of lawyers   | 294   | 2 801             | 15 594        | 59                             | 43  | 6         | 8         | 2         | —        | —          | —          | —          | —             |
| 541110           | Offices of lawyers   | 294   | 2 801             | 15 594        | 59                             | 43  | 6         | 8         | 2         | —        | —          | —          | —          | —             |
| 5412             | Accounting, tax prep, bookkeep, payroll services                         | 270   | 1 249             | 4 764         | 36                             | 18  | 9         | 4         | 5         | —        | —          | —          | —          | —             |
| 54121            | Accounting, tax prep, bookkeep, payroll services                         | 270   | 1 249             | 4 764         | 36                             | 18  | 9         | 4         | 5         | —        | —          | —          | —          | —             |
| 541211           | Offices of certified public accountants                                  | 136   | 900               | 3 519         | 22                             | 10  | 9         | 1         | 2         | —        | —          | —          | —          | —             |
| 5413             | Architectural, engineering & related services                            | 127   | 1 081             | 4 877         | 24                             | 13  | 6         | 4         | 1         | —        | —          | —          | —          | —             |
| 5415             | Computer systems design & related services                               | 151   | 1 563             | 6 361         | 20                             | 14  | 1         | 3         | 1         | 1        | —          | —          | —          | —             |
| 54151            | Computer systems design & related services                               | 151   | 1 563             | 6 361         | 20                             | 14  | 1         | 3         | 1         | 1        | —          | —          | —          | —             |
| 541512           | Computer systems design services   | 119   | 1 222             | 4 936         | 6                              | 2   | —         | 2         | 1         | 1        | —          | —          | —          | —             |
| 5416             | Management, sci & tech consulting services                               | 144   | 1 122             | 4 576         | 25                             | 16  | 3         | 5         | 1         | —        | —          | —          | —          | —             |
| 54161            | Management consulting services   | (C)   | (D)               | (D)           | 21                             | 14  | 2         | 4         | 1         | —        | —          | —          | —          | —             |
| 541611           | Admin & gen management consulting services                               | 106   | 862               | 3 616         | 16                             | 10  | 2         | 3         | 1         | —        | —          | —          | —          | —             |
| 5419             | Oth professional, scientific, technical services                         | 119   | 509               | 2 225         | 23                             | 13  | 6         | 3         | 1         | —        | —          | —          | —          | —             |
| <b>55</b>        | <b>Management of companies &amp; enterprises</b>                         | <b>97</b>                                       | <b>1 268</b>      | <b>5 337</b>  | <b>9</b>                       | <b>3</b>  | <b>3</b>  | <b>2</b>  | <b>1</b>  | —        | —          | —          | —          | —             |
| <b>56</b>        | <b>Admin, support, waste mgt, remediation services</b>                   | <b>1 852</b>                                    | <b>9 554</b>      | <b>39 158</b> | <b>119</b>                     | <b>62</b>   | <b>25</b> | <b>11</b> | <b>9</b>  | <b>8</b> | <b>4</b>   | —          | —          | —             |
| 561              | Administrative & support services  | (G)   | (D)               | (D)           | 116                            | 61  | 24        | 11        | 9         | 7        | 4          | —          | —          | —             |
| 5613             | Employment services  | 430   | 1 353             | 6 520         | 10                             | 1   | 2         | 2         | 1         | 3        | 1          | —          | —          | —             |
| 56132            | Temporary help services  | (E)   | (D)               | (D)           | 7                              | —   | —         | 2         | 1         | 3        | 1          | —          | —          | —             |
| 5614             | Business support services  | 252   | 1 438             | 5 584         | 15                             | 6   | 2         | 3         | 2         | 2        | —          | —          | —          | —             |
| 5616             | Investigation & security services  | 118   | 571               | 2 189         | 9                              | 6   | 1         | 1         | —         | 1        | —          | —          | —          | —             |
| 5617             | Services to buildings & dwellings  | 553   | 1 658             | 7 067         | 58                             | 37  | 11        | 2         | 6         | —        | 2          | —          | —          | —             |
| 56172            | Janitorial services  | 301   | 509               | 2 150         | 24                             | 13  | 5         | 2         | 3         | —        | 1          | —          | —          | —             |
| 561720           | Janitorial services  | 301   | 509               | 2 150         | 24                             | 13  | 5         | 2         | 3         | —        | 1          | —          | —          | —             |
| 56173            | Landscaping services   | 227   | 1 039             | 4 426         | 28                             | 20  | 4         | —         | 3         | —        | 1          | —          | —          | —             |
| 561730           | Landscaping services   | 227   | 1 039             | 4 426         | 28                             | 20  | 4         | —         | 3         | —        | 1          | —          | —          | —             |
| 5619             | Other support services   | 349   | 3 317             | 12 555        | 9                              | 2   | 3         | 2         | —         | 1        | 1          | —          | —          | —             |
| 56199            | All other support services   | (E)   | (D)               | (D)           | 8                              | 2   | 3         | 2         | —         | —        | 1          | —          | —          | —             |
| <b>61</b>        | <b>Educational services</b>  | <b>427</b>                                      | <b>2 369</b>      | <b>9 889</b>  | <b>27</b>                      | <b>14</b>   | <b>3</b>  | <b>3</b>  | <b>4</b>  | <b>3</b> | —          | —          | —          | —             |
| 611              | Educational services   | 427   | 2 369             | 9 889         | 27                             | 14  | 3         | 3         | 4         | 3        | —          | —          | —          | —             |
| 6111             | Elementary & secondary schools   | 267   | 1 625             | 6 789         | 9                              | 3   | 1         | —         | 3         | 2        | —          | —          | —          | —             |
| 61111            | Elementary & secondary schools   | 267   | 1 625             | 6 789         | 9                              | 3   | 1         | —         | 3         | 2        | —          | —          | —          | —             |
| 611110           | Elementary & secondary schools   | 267   | 1 625             | 6 789         | 9                              | 3   | 1         | —         | 3         | 2        | —          | —          | —          | —             |

See footnotes at end of table.

**Table 6. Counties—Employees, Payroll, and Establishments by Industry: 2003—Con.**

[Excludes most government employees, railroad employees, and self-employed persons. Size class 1 to 4 includes establishments with payroll, but no employees, during mid-March pay period. (D) denotes figures withheld to avoid disclosing data for individual companies; the data are included in broader industry totals. Detailed industries with 100 or more employees are shown if industry was not a (D). For explanation of terms, abbreviations, and data reliability/comparability, see introductory text]

| NAICS code       | Industry   | Number of employees for week including March 12 | Payroll (\$1,000) |                | Total number of establishments | Number of establishments by employment-size class |           |           |           |           |            |            |            |               |  |
|------------------|--|---|-------------------|----------------|--------------------------------|---|-----------|-----------|-----------|-----------|------------|------------|------------|---------------|--|
|                  |  |   | First quarter     | Annual         |                                | 1 to 4  | 5 to 9    | 10 to 19  | 20 to 49  | 50 to 99  | 100 to 249 | 250 to 499 | 500 to 999 | 1,000 or more |  |
| <b>COLE—Con.</b> |  |   |                   |                |                                |   |           |           |           |           |            |            |            |               |  |
| <b>62</b>        | <b>Health care and social assistance</b>                 | <b>5 420</b>                                    | <b>39 075</b>     | <b>159 130</b> | <b>233</b>                     | <b>91</b>   | <b>60</b> | <b>41</b> | <b>25</b> | <b>10</b> | <b>4</b>   | —          | <b>1</b>   | <b>1</b>      |  |
| 621              | Ambulatory health care services                          | 1 158   | 12 794            | 59 676         | 128                            | 53  | 37        | 20        | 17        | 1         | —          | —          | —          | —             |  |
| 6211             | Offices of physicians                                    | 517   | 8 365             | 39 148         | 49                             | 17  | 14        | 10        | 7         | 1         | —          | —          | —          | —             |  |
| 62111            | Offices of physicians (exc mental health)                | 517   | 8 365             | 39 148         | 49                             | 17  | 14        | 10        | 7         | 1         | —          | —          | —          | —             |  |
| 621111           | Offices of physicians (exc mental health)                | 517   | 8 365             | 39 148         | 49                             | 17  | 14        | 10        | 7         | 1         | —          | —          | —          | —             |  |
| 6212             | Offices of dentists                                      | 224   | 1 696             | 8 080          | 33                             | 12  | 14        | 6         | 1         | —         | —          | —          | —          | —             |  |
| 62121            | Offices of dentists                                      | 224   | 1 696             | 8 080          | 33                             | 12  | 14        | 6         | 1         | —         | —          | —          | —          | —             |  |
| 621210           | Offices of dentists                                      | 224   | 1 696             | 8 080          | 33                             | 12  | 14        | 6         | 1         | —         | —          | —          | —          | —             |  |
| 6213             | Offices of other health practitioners                    | 120   | 545               | 2 686          | 20                             | 13  | 4         | 2         | 1         | —         | —          | —          | —          | —             |  |
| 6214             | Outpatient care centers                                  | 203   | 1 652             | 7 329          | 17                             | 5   | 5         | 2         | 5         | —         | —          | —          | —          | —             |  |
| 62149            | Other outpatient care centers                            | 169   | 1 438             | 6 425          | 12                             | 3   | 3         | 1         | 5         | —         | —          | —          | —          | —             |  |
| 622              | Hospitals  | (G)   | (D)               | (D)            | 3                              | —   | —         | —         | —         | —         | 1          | —          | 1          | 1             |  |
| 6221             | General medical & surgical hospitals                     | (G)   | (D)               | (D)            | 3                              | —   | —         | —         | —         | —         | 1          | —          | 1          | 1             |  |
| 62211            | General medical & surgical hospitals                     | (G)   | (D)               | (D)            | 3                              | —   | —         | —         | —         | —         | 1          | —          | 1          | 1             |  |
| 623              | Nursing & residential care facilities                    | 895   | 4 037             | 16 157         | 29                             | 9   | 6         | 4         | 2         | 6         | 2          | —          | —          | —             |  |
| 6231             | Nursing care facilities                                  | 612   | 2 696             | 10 809         | 8                              | —   | —         | 1         | 2         | 3         | 2          | —          | —          | —             |  |
| 62311            | Nursing care facilities                                  | 612   | 2 696             | 10 809         | 8                              | —   | —         | 1         | 2         | 3         | 2          | —          | —          | —             |  |
| 623110           | Nursing care facilities                                  | 612   | 2 696             | 10 809         | 8                              | —   | —         | 1         | 2         | 3         | 2          | —          | —          | —             |  |
| 6232             | Residential mental retardation, health facil             | (C)   | (D)               | (D)            | 13                             | 5   | 6         | 1         | —         | 1         | —          | —          | —          | —             |  |
| 62321            | Residential mental retardation facilities                | 110   | 542               | 2 147          | 12                             | 5   | 5         | 1         | —         | 1         | —          | —          | —          | —             |  |
| 623210           | Residential mental retardation facilities                | 110   | 542               | 2 147          | 12                             | 5   | 5         | 1         | —         | 1         | —          | —          | —          | —             |  |
| 6233             | Community care facilities for the elderly                | 151   | 700               | 2 806          | 5                              | 2   | —         | 1         | —         | 2         | —          | —          | —          | —             |  |
| 62331            | Community care facilities for the elderly                | 151   | 700               | 2 806          | 5                              | 2   | —         | 1         | —         | 2         | —          | —          | —          | —             |  |
| 624              | Social assistance  | (F)   | (D)               | (D)            | 73                             | 29  | 17        | 17        | 6         | 3         | 1          | —          | —          | —             |  |
| 6241             | Individual & family services                             | (E)   | (D)               | (D)            | 18                             | 8   | 5         | 2         | 2         | —         | 1          | —          | —          | —             |  |
| 62412            | Services for elderly & disabled persons                  | 291   | 943               | 3 994          | 7                              | 1   | 2         | 2         | 1         | —         | 1          | —          | —          | —             |  |
| 624120           | Services for elderly & disabled persons                  | 291   | 943               | 3 994          | 7                              | 1   | 2         | 2         | 1         | —         | 1          | —          | —          | —             |  |
| 6243             | Vocational rehabilitation services                       | (C)   | (D)               | (D)            | 5                              | 1   | 1         | —         | 1         | 2         | —          | —          | —          | —             |  |
| 62431            | Vocational rehabilitation services                       | (C)   | (D)               | (D)            | 5                              | 1   | 1         | —         | 1         | 2         | —          | —          | —          | —             |  |
| 6244             | Child day care services                                  | 409   | 947               | 3 798          | 48                             | 20  | 11        | 13        | 3         | 1         | —          | —          | —          | —             |  |
| 62441            | Child day care services                                  | 409   | 947               | 3 798          | 48                             | 20  | 11        | 13        | 3         | 1         | —          | —          | —          | —             |  |
| 624410           | Child day care services                                  | 409   | 947               | 3 798          | 48                             | 20  | 11        | 13        | 3         | 1         | —          | —          | —          | —             |  |
| <b>71</b>        | <b>Arts, entertainment &amp; recreation</b>              | <b>390</b>                                      | <b>1 225</b>      | <b>5 383</b>   | <b>27</b>                      | <b>17</b>   | <b>4</b>  | —         | <b>3</b>  | <b>2</b>  | <b>1</b>   | —          | —          | —             |  |
| 713              | Amusement, gambling & recreation industries              | (E)   | (D)               | (D)            | 20                             | 10  | 4         | —         | 3         | 2         | 1          | —          | —          | —             |  |
| 7139             | Other amusement & recreation industries                  | (E)   | (D)               | (D)            | 18                             | 10  | 3         | —         | 2         | 2         | 1          | —          | —          | —             |  |
| 71394            | Fitness & recreational sports centers                    | 193   | 388               | 1 551          | 10                             | 5   | 3         | —         | —         | 1         | 1          | —          | —          | —             |  |
| 713940           | Fitness & recreational sports centers                    | 193   | 388               | 1 551          | 10                             | 5   | 3         | —         | —         | 1         | 1          | —          | —          | —             |  |
| <b>72</b>        | <b>Accommodation &amp; food services</b>                 | <b>2 951</b>                                    | <b>7 850</b>      | <b>32 279</b>  | <b>155</b>                     | <b>43</b>   | <b>33</b> | <b>28</b> | <b>36</b> | <b>13</b> | <b>2</b>   | —          | —          | —             |  |
| 721              | Accommodation  | 552   | 1 931             | 7 124          | 16                             | 1   | 3         | 5         | 4         | 1         | 2          | —          | —          | —             |  |
| 7211             | Traveler accommodation                                   | 552   | 1 931             | 7 124          | 16                             | 1   | 3         | 5         | 4         | 1         | 2          | —          | —          | —             |  |
| 72111            | Hotels (exc casino hotels) & motels                      | (F)   | (D)               | (D)            | 15                             | —   | 3         | 5         | 4         | 1         | 2          | —          | —          | —             |  |
| 722              | Food services & drinking places                          | 2 399   | 5 919             | 25 155         | 139                            | 42  | 30        | 23        | 32        | 12        | —          | —          | —          | —             |  |
| 7221             | Full-service restaurants                                 | 914   | 2 218             | 9 364          | 45                             | 9   | 12        | 8         | 10        | 6         | —          | —          | —          | —             |  |
| 72211            | Full-service restaurants                                 | 914   | 2 218             | 9 364          | 45                             | 9   | 12        | 8         | 10        | 6         | —          | —          | —          | —             |  |
| 722110           | Full-service restaurants                                 | 914   | 2 218             | 9 364          | 45                             | 9   | 12        | 8         | 10        | 6         | —          | —          | —          | —             |  |
| 7222             | Limited-service eating places                            | 1 298   | 3 159             | 13 661         | 67                             | 18  | 11        | 12        | 20        | 6         | —          | —          | —          | —             |  |
| 72221            | Limited-service eating places                            | 1 298   | 3 159             | 13 661         | 67                             | 18  | 11        | 12        | 20        | 6         | —          | —          | —          | —             |  |
| 722211           | Limited-service restaurants                              | 1 264   | 3 053             | 13 217         | 61                             | 15  | 9         | 11        | 20        | 6         | —          | —          | —          | —             |  |
| 7224             | Drinking places (alcoholic beverages)                    | 115   | 323               | 1 192          | 14                             | 8   | 3         | 1         | 2         | —         | —          | —          | —          | —             |  |
| 72241            | Drinking places (alcoholic beverages)                    | 115   | 323               | 1 192          | 14                             | 8   | 3         | 1         | 2         | —         | —          | —          | —          | —             |  |
| 722410           | Drinking places (alcoholic beverages)                    | 115   | 323               | 1 192          | 14                             | 8   | 3         | 1         | 2         | —         | —          | —          | —          | —             |  |
| <b>81</b>        | <b>Other services (except public administration)</b>     | <b>3 051</b>                                    | <b>19 276</b>     | <b>79 561</b>  | <b>315</b>                     | <b>176</b>  | <b>60</b> | <b>51</b> | <b>19</b> | <b>7</b>  | <b>1</b>   | —          | <b>1</b>   | —             |  |
| 811              | Repair & maintenance                                     | 434   | 2 716             | 11 549         | 59                             | 33  | 11        | 13        | 1         | —         | 1          | —          | —          | —             |  |
| 8111             | Automotive repair & maintenance                          | 276   | 1 508             | 6 479          | 44                             | 22  | 9         | 12        | 1         | —         | —          | —          | —          | —             |  |
| 81111            | Automotive mechanical & electrical R&M                   | 108   | 739               | 3 023          | 23                             | 14  | 4         | 5         | —         | —         | —          | —          | —          | —             |  |
| 8112             | Electronic & precision equipment R&M                     | (C)   | (D)               | (D)            | 3                              | 2   | —         | —         | —         | —         | 1          | —          | —          | —             |  |
| 81121            | Electronic & precision equipment R&M                     | (C)   | (D)               | (D)            | 3                              | 2   | —         | —         | —         | —         | 1          | —          | —          | —             |  |
| 812              | Personal & laundry services                              | 401   | 1 372             | 6 079          | 61                             | 35  | 8         | 15        | 3         | —         | —          | —          | —          | —             |  |
| 8121             | Personal care services                                   | 192   | 554               | 2 480          | 33                             | 17  | 6         | 10        | —         | —         | —          | —          | —          | —             |  |
| 81211            | Hair, nail & skin care services                          | 163   | 521               | 2 334          | 27                             | 14  | 5         | 8         | —         | —         | —          | —          | —          | —             |  |
| 812112           | Beauty salons  | 149   | 503               | 2 255          | 24                             | 12  | 5         | 7         | —         | —         | —          | —          | —          | —             |  |
| 8123             | Drycleaning & laundry services                           | 104   | 459               | 2 017          | 9                              | 4   | —         | 3         | 2         | —         | —          | —          | —          | —             |  |
| 813              | Religious, grantmaking, civic, prof & like organizations | 2 216   | 15 188            | 61 933         | 195                            | 108   | 41        | 23        | 15        | 7         | —          | —          | 1          | —             |  |
| 8131             | Religious organizations                                  | 787   | 3 363             | 13 397         | 62                             | 33  | 9         | 9         | 7         | 4         | —          | —          | —          | —             |  |
| 81311            | Religious organizations                                  | 787   | 3 363             | 13 397         | 62                             | 33  | 9         | 9         | 7         | 4         | —          | —          | —          | —             |  |
| 813110           | Religious organizations                                  | 787   | 3 363             | 13 397         | 62                             | 33  | 9         | 9         | 7         | 4         | —          | —          | —          | —             |  |
| 8134             | Civic & social organizations                             | 100   | 426               | 1 889          | 17                             | 9   | 4         | 3         | 1         | —         | —          | —          | —          | —             |  |
| 81341            | Civic & social organizations                             | 100   | 426               | 1 889          | 17                             | 9   | 4         | 3         | 1         | —         | —          | —          | —          | —             |  |
| 813410           | Civic & social organizations                             | 100   | 426               | 1 889          | 17                             | 9   | 4         | 3         | 1         | —         | —          | —          | —          | —             |  |
| 8139             | Business, labor, political, like organizations           | 1 232   | 10 645            | 43 123         | 93                             | 49  | 25        | 9         | 6         | 3         | —          | —          | 1          | —             |  |
| 81391            | Business associations                                    | 832   | 6 808             | 27 233         | 42                             | 24  | 11        | 2         | 2         | 2         | —          | —          | —          | —             |  |
| 813910           | Business associations                                    | 832   | 6 808             | 27 233         | 42                             | 24  | 11        | 2         | 2         | 2         | —          | —          | —          | —             |  |
| 81392            | Professional organizations                               | 203   | 2 163             | 8 674          | 29                             | 15  | 9         | 2         | 3         | —         | —          | —          | —          | —             |  |
| 813920           | Professional organizations                               | 203   | 2 163             | 8 674          | 29                             | 15  | 9         | 2         | 3         | —         | —          | —          | —          | —             |  |
| 81393            | Labor unions & similar labor organizations               | 135   | 1 139             | 5 077          | 13                             | 4   | 5         | 3         | —         | 1         | —          | —          | —          | —             |  |
| 813930           | Labor unions & similar labor organizations               | 135   | 1 139             | 5 077          | 13                             | 4   | 5         | 3         | —         | 1         | —          | —          | —          | —             |  |
| <b>99</b>        | <b>Unclassified establishments</b>                       | <b>47</b>                                       | <b>106</b>        | <b>576</b>     | <b>71</b>                      | <b>71</b>   | —         | —         | —         | —         | —          | —          | —          | —             |  |

See footnotes at end of table.

**Table 6. Counties—Employees, Payroll, and Establishments by Industry: 2003—Con.**

[Excludes most government employees, railroad employees, and self-employed persons. Size class 1 to 4 includes establishments with payroll, but no employees, during mid-March pay period. (D) denotes figures withheld to avoid disclosing data for individual companies; the data are included in broader industry totals. Detailed industries with 100 or more employees are shown if industry was not a (D). For explanation of terms, abbreviations, and data reliability/comparability, see introductory text]

| NAICS code    | Industry  | Number of employees for week including March 12 | Payroll (\$1,000) |               | Total number of establishments | Number of establishments by employment-size class |           |           |           |           |            |            |            |               |
|---------------|---|---|-------------------|---------------|--------------------------------|---|-----------|-----------|-----------|-----------|------------|------------|------------|---------------|
|               |   |   | First quarter     | Annual        |                                | 1 to 4  | 5 to 9    | 10 to 19  | 20 to 49  | 50 to 99  | 100 to 249 | 250 to 499 | 500 to 999 | 1,000 or more |
| <b>COOPER</b> |   |   |                   |               |                                |   |           |           |           |           |            |            |            |               |
|               | <b>Total</b> .....  | <b>4 387</b>                                    | <b>20 190</b>     | <b>84 408</b> | <b>454</b>                     | <b>279</b>  | <b>86</b> | <b>50</b> | <b>23</b> | <b>11</b> | <b>4</b>   | <b>-</b>   | <b>1</b>   | <b>-</b>      |
| 11            | Forestry, fishing, hunting, and agriculture support ..... | (A)   | (D)               | (D)           | 1                              | 1   | -         | -         | -         | -         | -          | -          | -          | -             |
| 21            | Mining .....  | (A)   | (D)               | (D)           | 2                              | 1   | 1         | -         | -         | -         | -          | -          | -          | -             |
| 22            | Utilities .....   | (A)   | (D)               | (D)           | 3                              | 2   | -         | 1         | -         | -         | -          | -          | -          | -             |
| 23            | Construction .....  | 196   | 819               | 4 462         | 64                             | 52  | 7         | 4         | 1         | -         | -          | -          | -          | -             |
| 31-33         | Manufacturing .....                                       | 536   | 3 307             | 14 831        | 12                             | 5   | 1         | -         | 2         | 2         | 2          | -          | -          | -             |
| 321           | Wood product mfg .....                                    | (C)   | (D)               | (D)           | 2                              | -   | -         | -         | 1         | -         | 1          | -          | -          | -             |
| 3219          | Other wood product mfg .....                              | (C)   | (D)               | (D)           | 1                              | -   | -         | -         | -         | -         | 1          | -          | -          | -             |
| 32199         | All other wood product mfg .....                          | (C)   | (D)               | (D)           | 1                              | -   | -         | -         | -         | -         | 1          | -          | -          | -             |
| 326           | Plastics & rubber products mfg .....                      | (C)   | (D)               | (D)           | 1                              | -   | -         | -         | -         | -         | 1          | -          | -          | -             |
| 3262          | Rubber product mfg .....                                  | (C)   | (D)               | (D)           | 1                              | -   | -         | -         | -         | -         | 1          | -          | -          | -             |
| 32629         | Other rubber product mfg .....                            | (C)   | (D)               | (D)           | 1                              | -   | -         | -         | -         | -         | 1          | -          | -          | -             |
| 42            | Wholesale trade .....                                     | 133   | 705               | 2 934         | 18                             | 11  | 1         | 3         | 3         | -         | -          | -          | -          | -             |
| 424           | Merchant Wholesalers, Nondurable Goods .....              | 108   | 532               | 2 096         | 11                             | 6   | -         | 2         | 3         | -         | -          | -          | -          | -             |
| 44-45         | Retail trade .....  | 786   | 2 953             | 11 984        | 88                             | 48  | 16        | 16        | 5         | 2         | 1          | -          | -          | -             |
| 441           | Motor vehicle & parts dealers .....                       | 102   | 665               | 2 589         | 12                             | 6   | 1         | 4         | 1         | -         | -          | -          | -          | -             |
| 445           | Food & beverage stores .....                              | (C)   | (D)               | (D)           | 9                              | 5   | -         | 2         | -         | 2         | -          | -          | -          | -             |
| 4451          | Grocery stores .....                                      | (C)   | (D)               | (D)           | 5                              | 2   | -         | 1         | -         | 2         | -          | -          | -          | -             |
| 44511         | Grocery (except convenience) stores .....                 | 161   | 463               | 1 915         | 4                              | 1   | -         | 1         | -         | 2         | -          | -          | -          | -             |
| 445110        | Grocery (except convenience) stores .....                 | 161   | 463               | 1 915         | 4                              | 1   | -         | 1         | -         | 2         | -          | -          | -          | -             |
| 447           | Gasoline stations .....                                   | 183   | 415               | 1 811         | 21                             | 7   | 6         | 6         | 2         | -         | -          | -          | -          | -             |
| 4471          | Gasoline stations .....                                   | 183   | 415               | 1 811         | 21                             | 7   | 6         | 6         | 2         | -         | -          | -          | -          | -             |
| 44711         | Gasoline stations with convenience stores .....           | 173   | 368               | 1 615         | 15                             | 1   | 6         | 6         | 2         | -         | -          | -          | -          | -             |
| 447110        | Gasoline stations with convenience stores .....           | 173   | 368               | 1 615         | 15                             | 1   | 6         | 6         | 2         | -         | -          | -          | -          | -             |
| 452           | General merchandise stores .....                          | (C)   | (D)               | (D)           | 2                              | -   | 1         | -         | -         | -         | 1          | -          | -          | -             |
| 4521          | Department stores .....                                   | (C)   | (D)               | (D)           | 1                              | -   | -         | -         | -         | -         | 1          | -          | -          | -             |
| 45211         | Department stores .....                                   | (C)   | (D)               | (D)           | 1                              | -   | -         | -         | -         | -         | 1          | -          | -          | -             |
| 48-49         | Transportation & warehousing .....                        | 220   | 1 090             | 5 523         | 26                             | 17  | 3         | 3         | 3         | -         | -          | -          | -          | -             |
| 484           | Truck transportation .....                                | 139   | 904               | 4 214         | 20                             | 15  | 1         | 2         | 2         | -         | -          | -          | -          | -             |
| 4841          | General freight trucking .....                            | (C)   | (D)               | (D)           | 11                             | 7   | -         | 2         | 2         | -         | -          | -          | -          | -             |
| 48412         | General freight trucking, long-distance .....             | 113   | 816               | 3 315         | 9                              | 5   | -         | 2         | 2         | -         | -          | -          | -          | -             |
| 484121        | General freight trucking, long-distance, TL .....         | 113   | 816               | 3 315         | 9                              | 5   | -         | 2         | 2         | -         | -          | -          | -          | -             |
| 51            | Information .....   | 81  | 461               | 1 785         | 7                              | 3   | 1         | 1         | 2         | -         | -          | -          | -          | -             |
| 52            | Finance & insurance .....                                 | 148   | 947               | 3 979         | 34                             | 20  | 11        | 3         | -         | -         | -          | -          | -          | -             |
| 522           | Credit intermediation & related activities .....          | 107   | 722               | 2 940         | 18                             | 8   | 7         | 3         | -         | -         | -          | -          | -          | -             |
| 5221          | Depository credit intermediation .....                    | 101   | 695               | 2 794         | 15                             | 5   | 7         | 3         | -         | -         | -          | -          | -          | -             |
| 52211         | Commercial banking .....                                  | 101   | 695               | 2 794         | 15                             | 5   | 7         | 3         | -         | -         | -          | -          | -          | -             |
| 522110        | Commercial banking .....                                  | 101   | 695               | 2 794         | 15                             | 5   | 7         | 3         | -         | -         | -          | -          | -          | -             |
| 53            | Real estate & rental & leasing .....                      | 45  | 150               | 642           | 13                             | 10  | 2         | 1         | -         | -         | -          | -          | -          | -             |
| 54            | Professional, scientific & technical services .....       | 68  | 317               | 1 315         | 19                             | 13  | 6         | -         | -         | -         | -          | -          | -          | -             |
| 56            | Admin, support, waste mgt, remediation services .....     | (A)   | (D)               | (D)           | 11                             | 11  | -         | -         | -         | -         | -          | -          | -          | -             |
| 61            | Educational services .....                                | (A)   | (D)               | (D)           | 2                              | 2   | -         | -         | -         | -         | -          | -          | -          | -             |
| 62            | Health care and social assistance .....                   | 707   | 2 927             | 12 394        | 42                             | 18  | 12        | 4         | 3         | 4         | 1          | -          | -          | -             |
| 621           | Ambulatory health care services .....                     | 185   | 858               | 3 480         | 22                             | 9   | 9         | 1         | 3         | -         | -          | -          | -          | -             |
| 622           | Hospitals .....   | (C)   | (D)               | (D)           | 1                              | -   | -         | -         | -         | -         | 1          | -          | -          | -             |
| 6221          | General medical & surgical hospitals .....                | (C)   | (D)               | (D)           | 1                              | -   | -         | -         | -         | -         | 1          | -          | -          | -             |
| 62211         | General medical & surgical hospitals .....                | (C)   | (D)               | (D)           | 1                              | -   | -         | -         | -         | -         | 1          | -          | -          | -             |
| 623           | Nursing & residential care facilities .....               | (C)   | (D)               | (D)           | 6                              | 2   | -         | 1         | -         | 3         | -          | -          | -          | -             |
| 6231          | Nursing care facilities .....                             | 193   | 780               | 3 274         | 4                              | -   | -         | 1         | -         | 3         | -          | -          | -          | -             |
| 62311         | Nursing care facilities .....                             | 193   | 780               | 3 274         | 4                              | -   | -         | 1         | -         | 3         | -          | -          | -          | -             |
| 623110        | Nursing care facilities .....                             | 193   | 780               | 3 274         | 4                              | -   | -         | 1         | -         | 3         | -          | -          | -          | -             |
| 624           | Social assistance .....                                   | (C)   | (D)               | (D)           | 13                             | 7   | 3         | 2         | -         | 1         | -          | -          | -          | -             |
| 71            | Arts, entertainment & recreation .....                    | (F)   | (D)               | (D)           | 8                              | 6   | 1         | -         | -         | -         | -          | -          | 1          | -             |
| 713           | Amusement, gambling & recreation industries .....         | (F)   | (D)               | (D)           | 8                              | 6   | 1         | -         | -         | -         | -          | -          | 1          | -             |
| 7132          | Gambling industries .....                                 | (F)   | (D)               | (D)           | 1                              | -   | -         | -         | -         | -         | -          | -          | 1          | -             |
| 71321         | Casinos (except hotel casinos) .....                      | (F)   | (D)               | (D)           | 1                              | -   | -         | -         | -         | -         | -          | -          | 1          | -             |
| 72            | Accommodation & food services .....                       | 483   | 767               | 3 369         | 38                             | 15  | 10        | 8         | 2         | 3         | -          | -          | -          | -             |
| 721           | Accommodation .....                                       | 119   | 127               | 623           | 8                              | 3   | 1         | 3         | -         | 1         | -          | -          | -          | -             |
| 7211          | Traveler accommodation .....                              | 119   | 127               | 623           | 8                              | 3   | 1         | 3         | -         | 1         | -          | -          | -          | -             |
| 72111         | Hotels (exc casino hotels) & motels .....                 | 119   | 127               | 623           | 8                              | 3   | 1         | 3         | -         | 1         | -          | -          | -          | -             |
| 721110        | Hotels (exc casino hotels) & motels .....                 | 119   | 127               | 623           | 8                              | 3   | 1         | 3         | -         | 1         | -          | -          | -          | -             |
| 722           | Food services & drinking places .....                     | 364   | 640               | 2 746         | 30                             | 12  | 9         | 5         | 2         | 2         | -          | -          | -          | -             |
| 7221          | Full-service restaurants .....                            | 189   | 337               | 1 409         | 15                             | 5   | 6         | 2         | 1         | 1         | -          | -          | -          | -             |
| 72211         | Full-service restaurants .....                            | 189   | 337               | 1 409         | 15                             | 5   | 6         | 2         | 1         | 1         | -          | -          | -          | -             |
| 722110        | Full-service restaurants .....                            | 189   | 337               | 1 409         | 15                             | 5   | 6         | 2         | 1         | 1         | -          | -          | -          | -             |
| 7222          | Limited-service eating places .....                       | 153   | 278               | 1 238         | 9                              | 3   | 1         | 3         | 1         | 1         | -          | -          | -          | -             |
| 72221         | Limited-service eating places .....                       | 153   | 278               | 1 238         | 9                              | 3   | 1         | 3         | 1         | 1         | -          | -          | -          | -             |
| 722211        | Limited-service restaurants .....                         | 153   | 278               | 1 238         | 9                              | 3   | 1         | 3         | 1         | 1         | -          | -          | -          | -             |

See footnotes at end of table.

**Table 6. Counties—Employees, Payroll, and Establishments by Industry: 2003—Con.**

[Excludes most government employees, railroad employees, and self-employed persons. Size class 1 to 4 includes establishments with payroll, but no employees, during mid-March pay period. (D) denotes figures withheld to avoid disclosing data for individual companies; the data are included in broader industry totals. Detailed industries with 100 or more employees are shown if industry was not a (D). For explanation of terms, abbreviations, and data reliability/comparability, see introductory text]

| NAICS code         | Industry   | Number of employees for week including March 12 | Payroll (\$1,000) |         | Total number of establishments | Number of establishments by employment-size class |        |          |          |          |            |            |            |               |
|--------------------|--|---|-------------------|---------|--------------------------------|---|--------|----------|----------|----------|------------|------------|------------|---------------|
|                    |  |   | First quarter     | Annual  |                                | 1 to 4  | 5 to 9 | 10 to 19 | 20 to 49 | 50 to 99 | 100 to 249 | 250 to 499 | 500 to 999 | 1,000 or more |
| <b>COOPER—Con.</b> |  |   |                   |         |                                |   |        |          |          |          |            |            |            |               |
| 81                 | <b>Other services (except public administration)</b> .....       | 301   | 806               | 3 400   | 57                             | 35  | 14     | 6        | 2        | —        | —          | —          | —          | —             |
| 813                | Religious, grantmaking, civic, prof & like organizations .....   | 124   | 331               | 1 370   | 22                             | 15  | 3      | 3        | 1        | —        | —          | —          | —          | —             |
| 99                 | <b>Unclassified establishments</b> .....                         | 6   | 13                | 55      | 9                              | 9   | —      | —        | —        | —        | —          | —          | —          | —             |
| <b>CRAWFORD</b>    |  |   |                   |         |                                |   |        |          |          |          |            |            |            |               |
|                    | <b>Total</b> .....   | 4 956   | 26 210            | 104 390 | 568                            | 366   | 101    | 47       | 34       | 15       | 4          | 1          | —          | —             |
| 11                 | <b>Forestry, fishing, hunting, and agriculture support</b> ..... | (A)   | (D)               | (D)     | 1                              | 1   | —      | —        | —        | —        | —          | —          | —          | —             |
| 21                 | <b>Mining</b> .....  | (A)   | (D)               | (D)     | 3                              | 1   | 2      | —        | —        | —        | —          | —          | —          | —             |
| 22                 | <b>Utilities</b> .....   | (B)   | (D)               | (D)     | 2                              | —   | —      | 1        | —        | 1        | —          | —          | —          | —             |
| 23                 | <b>Construction</b> .....  | 233   | 1 158             | 5 748   | 76                             | 60  | 11     | 4        | 1        | —        | —          | —          | —          | —             |
| 238                | Specialty Trade Contractors .....                                | 144   | 800               | 3 592   | 46                             | 36  | 6      | 3        | 1        | —        | —          | —          | —          | —             |
| 31-33              | <b>Manufacturing</b> .....                                       | 1 488   | 8 680             | 36 611  | 42                             | 16  | 1      | 9        | 7        | 6        | 2          | 1          | —          | —             |
| 321                | Wood product mfg .....   | 149   | 720               | 3 300   | 11                             | 4   | —      | 5        | 1        | 1        | —          | —          | —          | —             |
| 323                | Printing & related support activities .....                      | 332   | 1 732             | 6 583   | 3                              | —   | —      | —        | —        | 2        | 1          | —          | —          | —             |
| 3231               | Printing & related support activities .....                      | 332   | 1 732             | 6 583   | 3                              | —   | —      | —        | —        | 2        | 1          | —          | —          | —             |
| 32311              | Printing .....   | (C)   | (D)               | (D)     | 2                              | —   | —      | —        | —        | 1        | 1          | —          | —          | —             |
| 326                | Plastics & rubber products mfg .....                             | (C)   | (D)               | (D)     | 1                              | —   | —      | —        | —        | —        | 1          | —          | —          | —             |
| 3261               | Plastics product mfg .....                                       | (C)   | (D)               | (D)     | 1                              | —   | —      | —        | —        | —        | 1          | —          | —          | —             |
| 32619              | Other plastics product mfg .....                                 | (C)   | (D)               | (D)     | 1                              | —   | —      | —        | —        | —        | 1          | —          | —          | —             |
| 332                | Fabricated metal product mfg .....                               | 117   | 775               | 3 275   | 9                              | 4   | 1      | 2        | 2        | —        | —          | —          | —          | —             |
| 336                | Transportation equipment mfg .....                               | (E)   | (D)               | (D)     | 3                              | 1   | —      | —        | 1        | —        | —          | 1          | —          | —             |
| 3363               | Motor vehicle parts mfg .....                                    | (E)   | (D)               | (D)     | 2                              | —   | —      | —        | 1        | —        | —          | 1          | —          | —             |
| 33634              | Motor vehicle brake system mfg .....                             | (E)   | (D)               | (D)     | 2                              | —   | —      | —        | 1        | —        | —          | 1          | —          | —             |
| 42                 | <b>Wholesale trade</b> .....                                     | 187   | 907               | 4 308   | 23                             | 12  | 6      | 1        | 4        | —        | —          | —          | —          | —             |
| 424                | Merchant Wholesalers, Nondurable Goods .....                     | 106   | 421               | 2 239   | 8                              | 3   | 2      | 1        | 2        | —        | —          | —          | —          | —             |
| 44-45              | <b>Retail trade</b> .....  | 918   | 4 223             | 14 777  | 80                             | 38  | 21     | 12       | 5        | 3        | 1          | —          | —          | —             |
| 441                | Motor vehicle & parts dealers .....                              | 106   | 643               | 2 791   | 16                             | 10  | 1      | 4        | 1        | —        | —          | —          | —          | —             |
| 444                | Bldg material & garden equip & supp dealers .....                | 135   | 754               | 3 416   | 13                             | 4   | 3      | 4        | 2        | —        | —          | —          | —          | —             |
| 4441               | Building material & supplies dealers .....                       | (C)   | (D)               | (D)     | 10                             | 2   | 2      | 4        | 2        | —        | —          | —          | —          | —             |
| 44419              | Other building material dealers .....                            | 110   | 650               | 2 897   | 8                              | 2   | 1      | 3        | 2        | —        | —          | —          | —          | —             |
| 444190             | Other building material dealers .....                            | 110   | 650               | 2 897   | 8                              | 2   | 1      | 3        | 2        | —        | —          | —          | —          | —             |
| 445                | Food & beverage stores .....                                     | (C)   | (D)               | (D)     | 7                              | 4   | —      | —        | 2        | 1        | —          | —          | —          | —             |
| 4451               | Grocery stores .....   | (C)   | (D)               | (D)     | 4                              | 1   | —      | —        | 2        | 1        | —          | —          | —          | —             |
| 44511              | Grocery (except convenience) stores .....                        | (C)   | (D)               | (D)     | 3                              | —   | —      | —        | 2        | 1        | —          | —          | —          | —             |
| 447                | Gasoline stations .....  | 350   | 1 665             | 3 770   | 17                             | 5   | 6      | 4        | —        | 1        | 1          | —          | —          | —             |
| 4471               | Gasoline stations .....  | 350   | 1 665             | 3 770   | 17                             | 5   | 6      | 4        | —        | 1        | 1          | —          | —          | —             |
| 44719              | Other gasoline stations .....                                    | 256   | 1 364             | 2 528   | 5                              | 2   | 1      | —        | —        | 1        | 1          | —          | —          | —             |
| 447190             | Other gasoline stations .....                                    | 256   | 1 364             | 2 528   | 5                              | 2   | 1      | —        | —        | 1        | 1          | —          | —          | —             |
| 452                | General merchandise stores .....                                 | (C)   | (D)               | (D)     | 4                              | —   | 3      | —        | —        | 1        | —          | —          | —          | —             |
| 48-49              | <b>Transportation &amp; warehousing</b> .....                    | 40  | 194               | 842     | 19                             | 13  | 6      | —        | —        | —        | —          | —          | —          | —             |
| 51                 | <b>Information</b> .....   | 45  | 354               | 1 435   | 5                              | 3   | —      | 1        | 1        | —        | —          | —          | —          | —             |
| 52                 | <b>Finance &amp; insurance</b> .....                             | 143   | 1 042             | 4 838   | 16                             | 8   | 1      | 5        | 2        | —        | —          | —          | —          | —             |
| 522                | Credit intermediation & related activities .....                 | 128   | 936               | 4 470   | 8                              | —   | 1      | 5        | 2        | —        | —          | —          | —          | —             |
| 5221               | Depository credit intermediation .....                           | 128   | 936               | 4 470   | 8                              | —   | 1      | 5        | 2        | —        | —          | —          | —          | —             |
| 52211              | Commercial banking .....   | 128   | 936               | 4 470   | 8                              | —   | 1      | 5        | 2        | —        | —          | —          | —          | —             |
| 522110             | Commercial banking .....   | 128   | 936               | 4 470   | 8                              | —   | 1      | 5        | 2        | —        | —          | —          | —          | —             |
| 53                 | <b>Real estate &amp; rental &amp; leasing</b> .....              | 50  | 129               | 1 103   | 24                             | 21  | 3      | —        | —        | —        | —          | —          | —          | —             |
| 54                 | <b>Professional, scientific &amp; technical services</b> .....   | 143   | 505               | 1 965   | 22                             | 12  | 9      | —        | —        | 1        | —          | —          | —          | —             |
| 541                | Professional, scientific & technical services .....              | 143   | 505               | 1 965   | 22                             | 12  | 9      | —        | —        | 1        | —          | —          | —          | —             |
| 55                 | <b>Management of companies &amp; enterprises</b> .....           | 293   | 4 056             | 10 228  | 7                              | 2   | 2      | —        | 1        | 1        | 1          | —          | —          | —             |
| 551                | Management of companies & enterprises .....                      | 293   | 4 056             | 10 228  | 7                              | 2   | 2      | —        | 1        | 1        | 1          | —          | —          | —             |
| 5511               | Management of companies & enterprises .....                      | 293   | 4 056             | 10 228  | 7                              | 2   | 2      | —        | 1        | 1        | 1          | —          | —          | —             |
| 55111              | Management of companies & enterprises .....                      | 293   | 4 056             | 10 228  | 7                              | 2   | 2      | —        | 1        | 1        | 1          | —          | —          | —             |
| 56                 | <b>Admin, support, waste mgt, remediation services</b> .....     | 93  | 345               | 1 834   | 26                             | 22  | 3      | —        | 1        | —        | —          | —          | —          | —             |
| 61                 | <b>Educational services</b> .....                                | (A)   | (D)               | (D)     | 1                              | 1   | —      | —        | —        | —        | —          | —          | —          | —             |
| 62                 | <b>Health care and social assistance</b> .....                   | 475   | 1 955             | 7 888   | 52                             | 27  | 15     | 5        | 3        | 2        | —          | —          | —          | —             |
| 621                | Ambulatory health care services .....                            | 179   | 994               | 3 749   | 30                             | 15  | 11     | 2        | 2        | —        | —          | —          | —          | —             |
| 623                | Nursing & residential care facilities .....                      | (E)   | (D)               | (D)     | 9                              | 3   | —      | 3        | 1        | 2        | —          | —          | —          | —             |
| 6231               | Nursing care facilities .....                                    | 199   | 721               | 3 061   | 4                              | 1   | —      | 1        | —        | 2        | —          | —          | —          | —             |
| 62311              | Nursing care facilities .....                                    | 199   | 721               | 3 061   | 4                              | 1   | —      | 1        | —        | 2        | —          | —          | —          | —             |
| 623110             | Nursing care facilities .....                                    | 199   | 721               | 3 061   | 4                              | 1   | —      | 1        | —        | 2        | —          | —          | —          | —             |
| 71                 | <b>Arts, entertainment &amp; recreation</b> .....                | (A)   | (D)               | (D)     | 4                              | 2   | 2      | —        | —        | —        | —          | —          | —          | —             |

See footnotes at end of table.

**Table 6. Counties—Employees, Payroll, and Establishments by Industry: 2003—Con.**

[Excludes most government employees, railroad employees, and self-employed persons. Size class 1 to 4 includes establishments with payroll, but no employees, during mid-March pay period. (D) denotes figures withheld to avoid disclosing data for individual companies; the data are included in broader industry totals. Detailed industries with 100 or more employees are shown if industry was not a (D). For explanation of terms, abbreviations, and data reliability/comparability, see introductory text]

| NAICS code           | Industry   | Number of employees for week including March 12 | Payroll (\$1,000) |        | Total number of establishments | Number of establishments by employment-size class |        |          |          |          |            |            |            |               |  |
|----------------------|--|---|-------------------|--------|--------------------------------|---|--------|----------|----------|----------|------------|------------|------------|---------------|--|
|                      |  |   | First quarter     | Annual |                                | 1 to 4  | 5 to 9 | 10 to 19 | 20 to 49 | 50 to 99 | 100 to 249 | 250 to 499 | 500 to 999 | 1,000 or more |  |
| <b>CRAWFORD—Con.</b> |  |   |                   |        |                                |   |        |          |          |          |            |            |            |               |  |
| 72                   | <b>Accommodation &amp; food services</b> .....                   | 498   | 791               | 4 517  | 48                             | 23  | 9      | 7        | 8        | 1        | -          | -          | -          | -             |  |
| 722                  | Food services & drinking places .....                            | 420   | 640               | 3 057  | 34                             | 14  | 7      | 5        | 7        | 1        | -          | -          | -          | -             |  |
| 7221                 | Full-service restaurants .....                                   | 209   | 419               | 1 868  | 19                             | 8   | 3      | 4        | 4        | -        | -          | -          | -          | -             |  |
| 72211                | Full-service restaurants .....                                   | 209   | 419               | 1 868  | 19                             | 8   | 3      | 4        | 4        | -        | -          | -          | -          | -             |  |
| 722110               | Full-service restaurants .....                                   | 209   | 419               | 1 868  | 19                             | 8   | 3      | 4        | 4        | -        | -          | -          | -          | -             |  |
| 7222                 | Limited-service eating places .....                              | 194   | 180               | 1 020  | 11                             | 4   | 2      | 1        | 3        | 1        | -          | -          | -          | -             |  |
| 72221                | Limited-service eating places .....                              | 194   | 180               | 1 020  | 11                             | 4   | 2      | 1        | 3        | 1        | -          | -          | -          | -             |  |
| 81                   | <b>Other services (except public administration)</b> .....       | 196   | 698               | 2 880  | 56                             | 43  | 10     | 2        | 1        | -        | -          | -          | -          | -             |  |
| 99                   | <b>Unclassified establishments</b> .....                         | 42  | 90                | 384    | 61                             | 61  | -      | -        | -        | -        | -          | -          | -          | -             |  |
| <b>DADE</b>          |  |   |                   |        |                                |   |        |          |          |          |            |            |            |               |  |
|                      | <b>Total</b> .....   | 1 429   | 6 507             | 28 948 | 158                            | 107   | 26     | 10       | 9        | 3        | 3          | -          | -          | -             |  |
| 11                   | <b>Forestry, fishing, hunting, and agriculture support</b> ..... | (B)   | (D)               | (D)    | 1                              | -   | -      | -        | 1        | -        | -          | -          | -          | -             |  |
| 21                   | <b>Mining</b> .....  | (A)   | (D)               | (D)    | 2                              | -   | 2      | -        | -        | -        | -          | -          | -          | -             |  |
| 22                   | <b>Utilities</b> .....   | (A)   | (D)               | (D)    | 1                              | 1   | -      | -        | -        | -        | -          | -          | -          | -             |  |
| 23                   | <b>Construction</b> .....  | 43  | 161               | 902    | 18                             | 15  | 3      | -        | -        | -        | -          | -          | -          | -             |  |
| 31-33                | <b>Manufacturing</b> .....                                       | 214   | 1 294             | 5 319  | 14                             | 5   | 2      | 3        | 3        | 1        | -          | -          | -          | -             |  |
| 42                   | <b>Wholesale trade</b> .....                                     | 294   | 2 014             | 9 688  | 11                             | 8   | -      | -        | 1        | 1        | 1          | -          | -          | -             |  |
| 424                  | Merchant Wholesalers, Nondurable Goods .....                     | (C)   | (D)               | (D)    | 6                              | 5   | -      | -        | -        | -        | 1          | -          | -          | -             |  |
| 4245                 | Farm Product Raw Material Merchant Wholesalers .....             | (C)   | (D)               | (D)    | 1                              | -   | -      | -        | -        | -        | 1          | -          | -          | -             |  |
| 42451                | Grain and Field Bean Merchant Wholesalers .....                  | (C)   | (D)               | (D)    | 1                              | -   | -      | -        | -        | -        | 1          | -          | -          | -             |  |
| 44-45                | <b>Retail trade</b> .....  | 147   | 523               | 2 181  | 22                             | 11  | 5      | 5        | 1        | -        | -          | -          | -          | -             |  |
| 48-49                | <b>Transportation &amp; warehousing</b> .....                    | 19  | 59                | 274    | 11                             | 10  | 1      | -        | -        | -        | -          | -          | -          | -             |  |
| 51                   | <b>Information</b> .....   | (A)   | (D)               | (D)    | 1                              | -   | 1      | -        | -        | -        | -          | -          | -          | -             |  |
| 52                   | <b>Finance &amp; insurance</b> .....                             | 63  | 346               | 1 379  | 11                             | 7   | 2      | 1        | 1        | -        | -          | -          | -          | -             |  |
| 53                   | <b>Real estate &amp; rental &amp; leasing</b> .....              | (A)   | (D)               | (D)    | 2                              | 2   | -      | -        | -        | -        | -          | -          | -          | -             |  |
| 54                   | <b>Professional, scientific &amp; technical services</b> .....   | (A)   | (D)               | (D)    | 4                              | 3   | 1      | -        | -        | -        | -          | -          | -          | -             |  |
| 56                   | <b>Admin, support, waste mgt, remediation services</b> .....     | (E)   | (D)               | (D)    | 4                              | 1   | -      | -        | 1        | -        | 2          | -          | -          | -             |  |
| 561                  | Administrative & support services .....                          | (E)   | (D)               | (D)    | 4                              | 1   | -      | -        | 1        | -        | 2          | -          | -          | -             |  |
| 5613                 | Employment services .....  | (E)   | (D)               | (D)    | 3                              | -   | -      | -        | 1        | -        | 2          | -          | -          | -             |  |
| 56132                | Temporary help services .....                                    | (E)   | (D)               | (D)    | 2                              | -   | -      | -        | -        | -        | 2          | -          | -          | -             |  |
| 62                   | <b>Health care and social assistance</b> .....                   | 141   | 629               | 2 427  | 13                             | 9   | 2      | 1        | -        | 1        | -          | -          | -          | -             |  |
| 71                   | <b>Arts, entertainment &amp; recreation</b> .....                | (A)   | (D)               | (D)    | 3                              | 2   | 1      | -        | -        | -        | -          | -          | -          | -             |  |
| 72                   | <b>Accommodation &amp; food services</b> .....                   | (B)   | (D)               | (D)    | 9                              | 6   | 3      | -        | -        | -        | -          | -          | -          | -             |  |
| 81                   | <b>Other services (except public administration)</b> .....       | 80  | 231               | 973    | 22                             | 18  | 3      | -        | 1        | -        | -          | -          | -          | -             |  |
| 99                   | <b>Unclassified establishments</b> .....                         | (A)   | (D)               | (D)    | 9                              | 9   | -      | -        | -        | -        | -          | -          | -          | -             |  |
| <b>DALLAS</b>        |  |   |                   |        |                                |   |        |          |          |          |            |            |            |               |  |
|                      | <b>Total</b> .....   | 2 508   | 8 504             | 36 451 | 256                            | 166   | 44     | 27       | 14       | 2        | 1          | 1          | 1          | -             |  |
| 11                   | <b>Forestry, fishing, hunting, and agriculture support</b> ..... | (A)   | (D)               | (D)    | 3                              | 3   | -      | -        | -        | -        | -          | -          | -          | -             |  |
| 21                   | <b>Mining</b> .....  | (A)   | (D)               | (D)    | 1                              | 1   | -      | -        | -        | -        | -          | -          | -          | -             |  |
| 22                   | <b>Utilities</b> .....   | (A)   | (D)               | (D)    | 1                              | 1   | -      | -        | -        | -        | -          | -          | -          | -             |  |
| 23                   | <b>Construction</b> .....  | 125   | 782               | 3 793  | 29                             | 22  | 4      | 1        | 2        | -        | -          | -          | -          | -             |  |
| 31-33                | <b>Manufacturing</b> .....                                       | 416   | 1 433             | 6 609  | 15                             | 9   | 2      | 3        | -        | -        | -          | 1          | -          | -             |  |
| 311                  | Food mfg .....   | (E)   | (D)               | (D)    | 2                              | 1   | -      | -        | -        | -        | -          | 1          | -          | -             |  |
| 3119                 | Other food mfg .....   | (E)   | (D)               | (D)    | 1                              | -   | -      | -        | -        | -        | -          | 1          | -          | -             |  |
| 31199                | All other food mfg .....   | (E)   | (D)               | (D)    | 1                              | -   | -      | -        | -        | -        | -          | 1          | -          | -             |  |
| 42                   | <b>Wholesale trade</b> .....                                     | 31  | 161               | 664    | 9                              | 8   | -      | 1        | -        | -        | -          | -          | -          | -             |  |
| 44-45                | <b>Retail trade</b> .....  | 471   | 2 123             | 8 686  | 54                             | 25  | 17     | 8        | 3        | 1        | -          | -          | -          | -             |  |
| 48-49                | <b>Transportation &amp; warehousing</b> .....                    | 31  | 69                | 457    | 17                             | 16  | 1      | -        | -        | -        | -          | -          | -          | -             |  |
| 51                   | <b>Information</b> .....   | 18  | 137               | 329    | 3                              | 2   | -      | 1        | -        | -        | -          | -          | -          | -             |  |
| 52                   | <b>Finance &amp; insurance</b> .....                             | 141   | 831               | 3 580  | 18                             | 10  | 3      | 3        | 2        | -        | -          | -          | -          | -             |  |
| 522                  | Credit intermediation & related activities .....                 | 101   | 632               | 2 731  | 7                              | 2   | 1      | 2        | 2        | -        | -          | -          | -          | -             |  |
| 5221                 | Depository credit intermediation .....                           | 101   | 632               | 2 731  | 7                              | 2   | 1      | 2        | 2        | -        | -          | -          | -          | -             |  |
| 52211                | Commercial banking .....   | 101   | 632               | 2 731  | 7                              | 2   | 1      | 2        | 2        | -        | -          | -          | -          | -             |  |
| 522110               | Commercial banking .....   | 101   | 632               | 2 731  | 7                              | 2   | 1      | 2        | 2        | -        | -          | -          | -          | -             |  |
| 53                   | <b>Real estate &amp; rental &amp; leasing</b> .....              | (A)   | (D)               | (D)    | 7                              | 6   | 1      | -        | -        | -        | -          | -          | -          | -             |  |
| 54                   | <b>Professional, scientific &amp; technical services</b> .....   | 52  | 169               | 617    | 11                             | 8   | 2      | -        | 1        | -        | -          | -          | -          | -             |  |
| 55                   | <b>Management of companies &amp; enterprises</b> .....           | (A)   | (D)               | (D)    | 1                              | 1   | -      | -        | -        | -        | -          | -          | -          | -             |  |
| 56                   | <b>Admin, support, waste mgt, remediation services</b> .....     | (A)   | (D)               | (D)    | 2                              | 2   | -      | -        | -        | -        | -          | -          | -          | -             |  |

See footnotes at end of table.

**Table 6. Counties—Employees, Payroll, and Establishments by Industry: 2003—Con.**

[Excludes most government employees, railroad employees, and self-employed persons. Size class 1 to 4 includes establishments with payroll, but no employees, during mid-March pay period. (D) denotes figures withheld to avoid disclosing data for individual companies; the data are included in broader industry totals. Detailed industries with 100 or more employees are shown if industry was not a (D). For explanation of terms, abbreviations, and data reliability/comparability, see introductory text]

| NAICS code         | Industry   | Number of employees for week including March 12 | Payroll (\$1,000) |               | Total number of establishments | Number of establishments by employment-size class |           |           |          |          |            |            |            |               |
|--------------------|--|---|-------------------|---------------|--------------------------------|---|-----------|-----------|----------|----------|------------|------------|------------|---------------|
|                    |  |   | First quarter     | Annual        |                                | 1 to 4  | 5 to 9    | 10 to 19  | 20 to 49 | 50 to 99 | 100 to 249 | 250 to 499 | 500 to 999 | 1,000 or more |
| <b>DALLAS—Con.</b> |  |   |                   |               |                                |   |           |           |          |          |            |            |            |               |
| <b>62</b>          | <b>Health care and social assistance</b> .....                   | <b>856</b>                                      | <b>2 094</b>      | <b>8 835</b>  | <b>25</b>                      | <b>12</b>   | <b>6</b>  | <b>4</b>  | —        | <b>1</b> | <b>1</b>   | —          | <b>1</b>   | —             |
| 623                | Nursing & residential care facilities .....                      | (C)   | (D)               | (D)           | 4                              | 2   | —         | —         | —        | 1        | 1          | —          | —          | —             |
| 6231               | Nursing care facilities .....                                    | (C)   | (D)               | (D)           | 1                              | —   | —         | —         | —        | —        | 1          | —          | —          | —             |
| 62311              | Nursing care facilities .....                                    | (C)   | (D)               | (D)           | 1                              | —   | —         | —         | —        | —        | 1          | —          | —          | —             |
| 624                | Social assistance .....  | 618   | 862               | 3 666         | 10                             | 5   | 3         | 1         | —        | —        | —          | —          | 1          | —             |
| 6243               | Vocational rehabilitation services .....                         | (F)   | (D)               | (D)           | 1                              | —   | —         | —         | —        | —        | —          | —          | 1          | —             |
| 62431              | Vocational rehabilitation services .....                         | (F)   | (D)               | (D)           | 1                              | —   | —         | —         | —        | —        | —          | —          | 1          | —             |
| <b>71</b>          | <b>Arts, entertainment &amp; recreation</b> .....                | <b>6</b>  | <b>9</b>          | <b>88</b>     | <b>3</b>                       | <b>3</b>  | —         | —         | —        | —        | —          | —          | —          | —             |
| <b>72</b>          | <b>Accommodation &amp; food services</b> .....                   | <b>254</b>                                      | <b>423</b>        | <b>1 811</b>  | <b>26</b>                      | <b>11</b>   | <b>3</b>  | <b>6</b>  | <b>6</b> | —        | —          | —          | —          | —             |
| 722                | Food services & drinking places .....                            | (C)   | (D)               | (D)           | 23                             | 10  | 2         | 5         | 6        | —        | —          | —          | —          | —             |
| 7222               | Limited-service eating places .....                              | 146   | 238               | 1 041         | 12                             | 4   | 1         | 3         | 4        | —        | —          | —          | —          | —             |
| 72221              | Limited-service eating places .....                              | 146   | 238               | 1 041         | 12                             | 4   | 1         | 3         | 4        | —        | —          | —          | —          | —             |
| <b>81</b>          | <b>Other services (except public administration)</b> .....       | <b>78</b>                                       | <b>174</b>        | <b>627</b>    | <b>26</b>                      | <b>21</b>   | <b>5</b>  | —         | —        | —        | —          | —          | —          | —             |
| <b>99</b>          | <b>Unclassified establishments</b> .....                         | <b>3</b>  | <b>8</b>          | <b>30</b>     | <b>5</b>                       | <b>5</b>  | —         | —         | —        | —        | —          | —          | —          | —             |
| <b>DAVISS</b>      |  |   |                   |               |                                |   |           |           |          |          |            |            |            |               |
|                    | <b>Total</b> .....   | <b>921</b>                                      | <b>4 348</b>      | <b>19 061</b> | <b>179</b>                     | <b>124</b>  | <b>29</b> | <b>20</b> | <b>5</b> | —        | <b>1</b>   | —          | —          | —             |
| <b>11</b>          | <b>Forestry, fishing, hunting, and agriculture support</b> ..... | <b>(A)</b>                                      | <b>(D)</b>        | <b>(D)</b>    | <b>1</b>                       | —   | <b>1</b>  | —         | —        | —        | —          | —          | —          | —             |
| <b>21</b>          | <b>Mining</b> .....  | <b>(A)</b>                                      | <b>(D)</b>        | <b>(D)</b>    | <b>2</b>                       | <b>1</b>  | <b>1</b>  | —         | —        | —        | —          | —          | —          | —             |
| <b>22</b>          | <b>Utilities</b> .....   | <b>(A)</b>                                      | <b>(D)</b>        | <b>(D)</b>    | <b>1</b>                       | —   | —         | —         | —        | —        | —          | —          | —          | —             |
| <b>23</b>          | <b>Construction</b> .....  | <b>63</b>                                       | <b>244</b>        | <b>1 171</b>  | <b>31</b>                      | <b>27</b>   | <b>4</b>  | —         | —        | —        | —          | —          | —          | —             |
| <b>31-33</b>       | <b>Manufacturing</b> .....                                       | <b>202</b>                                      | <b>1 680</b>      | <b>7 166</b>  | <b>8</b>                       | <b>1</b>  | <b>4</b>  | <b>2</b>  | —        | —        | <b>1</b>   | —          | —          | —             |
| 332                | Fabricated metal product mfg .....                               | (C)   | (D)               | (D)           | 1                              | —   | —         | —         | —        | —        | 1          | —          | —          | —             |
| 3327               | Mach shops, turn prod, screw, nut, bolt mfg .....                | (C)   | (D)               | (D)           | 1                              | —   | —         | —         | —        | —        | 1          | —          | —          | —             |
| 33271              | Machine shops .....  | (C)   | (D)               | (D)           | 1                              | —   | —         | —         | —        | —        | 1          | —          | —          | —             |
| <b>42</b>          | <b>Wholesale trade</b> .....                                     | <b>75</b>                                       | <b>362</b>        | <b>1 677</b>  | <b>11</b>                      | <b>4</b>  | <b>3</b>  | <b>4</b>  | —        | —        | —          | —          | —          | —             |
| <b>44-45</b>       | <b>Retail trade</b> .....  | <b>242</b>                                      | <b>744</b>        | <b>3 392</b>  | <b>45</b>                      | <b>28</b>   | <b>9</b>  | <b>6</b>  | <b>2</b> | —        | —          | —          | —          | —             |
| <b>48-49</b>       | <b>Transportation &amp; warehousing</b> .....                    | <b>13</b>                                       | <b>62</b>         | <b>237</b>    | <b>7</b>                       | <b>7</b>  | —         | —         | —        | —        | —          | —          | —          | —             |
| <b>51</b>          | <b>Information</b> .....   | <b>(A)</b>                                      | <b>(D)</b>        | <b>(D)</b>    | <b>2</b>                       | <b>1</b>  | <b>1</b>  | —         | —        | —        | —          | —          | —          | —             |
| <b>52</b>          | <b>Finance &amp; insurance</b> .....                             | <b>58</b>                                       | <b>288</b>        | <b>1 225</b>  | <b>8</b>                       | <b>6</b>  | —         | —         | <b>2</b> | —        | —          | —          | —          | —             |
| <b>53</b>          | <b>Real estate &amp; rental &amp; leasing</b> .....              | <b>(A)</b>                                      | <b>(D)</b>        | <b>(D)</b>    | <b>2</b>                       | <b>2</b>  | —         | —         | —        | —        | —          | —          | —          | —             |
| <b>54</b>          | <b>Professional, scientific &amp; technical services</b> .....   | <b>21</b>                                       | <b>51</b>         | <b>210</b>    | <b>7</b>                       | <b>6</b>  | —         | <b>1</b>  | —        | —        | —          | —          | —          | —             |
| <b>56</b>          | <b>Admin, support, waste mgt, remediation services</b> .....     | <b>(A)</b>                                      | <b>(D)</b>        | <b>(D)</b>    | <b>2</b>                       | <b>2</b>  | —         | —         | —        | —        | —          | —          | —          | —             |
| <b>61</b>          | <b>Educational services</b> .....                                | <b>(A)</b>                                      | <b>(D)</b>        | <b>(D)</b>    | <b>1</b>                       | <b>1</b>  | —         | —         | —        | —        | —          | —          | —          | —             |
| <b>62</b>          | <b>Health care and social assistance</b> .....                   | <b>(B)</b>                                      | <b>(D)</b>        | <b>(D)</b>    | <b>11</b>                      | <b>8</b>  | <b>2</b>  | <b>1</b>  | —        | —        | —          | —          | —          | —             |
| <b>71</b>          | <b>Arts, entertainment &amp; recreation</b> .....                | <b>(A)</b>                                      | <b>(D)</b>        | <b>(D)</b>    | <b>2</b>                       | <b>2</b>  | —         | —         | —        | —        | —          | —          | —          | —             |
| <b>72</b>          | <b>Accommodation &amp; food services</b> .....                   | <b>92</b>                                       | <b>107</b>        | <b>521</b>    | <b>13</b>                      | <b>6</b>  | <b>2</b>  | <b>5</b>  | —        | —        | —          | —          | —          | —             |
| <b>81</b>          | <b>Other services (except public administration)</b> .....       | <b>74</b>                                       | <b>316</b>        | <b>1 481</b>  | <b>17</b>                      | <b>13</b>   | <b>2</b>  | <b>1</b>  | <b>1</b> | —        | —          | —          | —          | —             |
| <b>99</b>          | <b>Unclassified establishments</b> .....                         | <b>3</b>  | <b>8</b>          | <b>55</b>     | <b>8</b>                       | <b>8</b>  | —         | —         | —        | —        | —          | —          | —          | —             |
| <b>DE KALB</b>     |  |   |                   |               |                                |   |           |           |          |          |            |            |            |               |
|                    | <b>Total</b> .....   | <b>1 297</b>                                    | <b>5 649</b>      | <b>25 708</b> | <b>200</b>                     | <b>123</b>  | <b>43</b> | <b>21</b> | <b>8</b> | <b>5</b> | —          | —          | —          | —             |
| <b>22</b>          | <b>Utilities</b> .....   | <b>(B)</b>                                      | <b>(D)</b>        | <b>(D)</b>    | <b>3</b>                       | <b>1</b>  | <b>1</b>  | —         | —        | <b>1</b> | —          | —          | —          | —             |
| <b>23</b>          | <b>Construction</b> .....  | <b>131</b>                                      | <b>482</b>        | <b>2 708</b>  | <b>28</b>                      | <b>17</b>   | <b>7</b>  | <b>3</b>  | <b>1</b> | —        | —          | —          | —          | —             |
| <b>31-33</b>       | <b>Manufacturing</b> .....                                       | <b>(B)</b>                                      | <b>(D)</b>        | <b>(D)</b>    | <b>6</b>                       | <b>3</b>  | —         | <b>3</b>  | —        | —        | —          | —          | —          | —             |
| <b>42</b>          | <b>Wholesale trade</b> .....                                     | <b>68</b>                                       | <b>464</b>        | <b>2 339</b>  | <b>10</b>                      | <b>5</b>  | <b>3</b>  | <b>1</b>  | <b>1</b> | —        | —          | —          | —          | —             |
| <b>44-45</b>       | <b>Retail trade</b> .....  | <b>215</b>                                      | <b>686</b>        | <b>3 324</b>  | <b>24</b>                      | <b>7</b>  | <b>9</b>  | <b>6</b>  | <b>2</b> | —        | —          | —          | —          | —             |
| <b>48-49</b>       | <b>Transportation &amp; warehousing</b> .....                    | <b>61</b>                                       | <b>358</b>        | <b>1 586</b>  | <b>13</b>                      | <b>10</b>   | <b>1</b>  | <b>1</b>  | <b>1</b> | —        | —          | —          | —          | —             |
| <b>51</b>          | <b>Information</b> .....   | <b>(A)</b>                                      | <b>(D)</b>        | <b>(D)</b>    | <b>1</b>                       | <b>1</b>  | —         | —         | —        | —        | —          | —          | —          | —             |
| <b>52</b>          | <b>Finance &amp; insurance</b> .....                             | <b>149</b>                                      | <b>836</b>        | <b>3 282</b>  | <b>13</b>                      | <b>7</b>  | <b>3</b>  | <b>1</b>  | <b>1</b> | <b>1</b> | —          | —          | —          | —             |
| 522                | Credit intermediation & related activities .....                 | (C)   | (D)               | (D)           | 8                              | 2   | 3         | 1         | 1        | 1        | —          | —          | —          | —             |
| 5221               | Depository credit intermediation .....                           | 136   | 735               | 2 918         | 6                              | 1   | 2         | 1         | 1        | 1        | —          | —          | —          | —             |
| 52211              | Commercial banking .....   | 136   | 735               | 2 918         | 6                              | 1   | 2         | 1         | 1        | 1        | —          | —          | —          | —             |
| 522110             | Commercial banking .....   | 136   | 735               | 2 918         | 6                              | 1   | 2         | 1         | 1        | 1        | —          | —          | —          | —             |
| <b>53</b>          | <b>Real estate &amp; rental &amp; leasing</b> .....              | <b>15</b>                                       | <b>29</b>         | <b>240</b>    | <b>9</b>                       | <b>9</b>  | —         | —         | —        | —        | —          | —          | —          | —             |
| <b>54</b>          | <b>Professional, scientific &amp; technical services</b> .....   | <b>25</b>                                       | <b>92</b>         | <b>416</b>    | <b>10</b>                      | <b>9</b>  | <b>1</b>  | —         | —        | —        | —          | —          | —          | —             |
| <b>56</b>          | <b>Admin, support, waste mgt, remediation services</b> .....     | <b>(B)</b>                                      | <b>(D)</b>        | <b>(D)</b>    | <b>9</b>                       | <b>7</b>  | —         | <b>2</b>  | —        | —        | —          | —          | —          | —             |

See footnotes at end of table.

**Table 6. Counties—Employees, Payroll, and Establishments by Industry: 2003—Con.**

[Excludes most government employees, railroad employees, and self-employed persons. Size class 1 to 4 includes establishments with payroll, but no employees, during mid-March pay period. (D) denotes figures withheld to avoid disclosing data for individual companies; the data are included in broader industry totals. Detailed industries with 100 or more employees are shown if industry was not a (D). For explanation of terms, abbreviations, and data reliability/comparability, see introductory text]

| NAICS code          | Industry   | Number of employees for week including March 12 | Payroll (\$1,000) |               | Total number of establishments | Number of establishments by employment-size class |           |           |            |          |            |            |            |               |  |
|---------------------|--|---|-------------------|---------------|--------------------------------|---|-----------|-----------|------------|----------|------------|------------|------------|---------------|--|
|                     |  |   | First quarter     | Annual        |                                | 1 to 4  | 5 to 9    | 10 to 19  | 20 to 49   | 50 to 99 | 100 to 249 | 250 to 499 | 500 to 999 | 1,000 or more |  |
| <b>DE KALB—Con.</b> |  |   |                   |               |                                |   |           |           |            |          |            |            |            |               |  |
| <b>62</b>           | <b>Health care and social assistance</b> .....                   | <b>305</b>                                      | <b>925</b>        | <b>3 934</b>  | <b>20</b>                      | <b>10</b>   | <b>5</b>  | <b>1</b>  | <b>1</b>   | <b>3</b> | —          | —          | —          | —             |  |
| 623                 | Nursing & residential care facilities .....                      | (C)   | (D)               | (D)           | 6                              | 2   | —         | 1         | 1          | 2        | —          | —          | —          | —             |  |
| 6231                | Nursing care facilities .....                                    | (C)   | (D)               | (D)           | 3                              | —   | —         | —         | 1          | 2        | —          | —          | —          | —             |  |
| 62311               | Nursing care facilities .....                                    | (C)   | (D)               | (D)           | 3                              | —   | —         | —         | 1          | 2        | —          | —          | —          | —             |  |
| 624                 | Social assistance .....  | 105   | 200               | 827           | 6                              | 3   | 2         | —         | —          | 1        | —          | —          | —          | —             |  |
| <b>71</b>           | <b>Arts, entertainment &amp; recreation</b> .....                | <b>14</b>                                       | <b>17</b>         | <b>98</b>     | <b>4</b>                       | <b>2</b>  | <b>2</b>  | —         | —          | —        | —          | —          | —          | —             |  |
| <b>72</b>           | <b>Accommodation &amp; food services</b> .....                   | <b>83</b>                                       | <b>205</b>        | <b>891</b>    | <b>12</b>                      | <b>5</b>  | <b>4</b>  | <b>2</b>  | <b>1</b>   | —        | —          | —          | —          | —             |  |
| <b>81</b>           | <b>Other services (except public administration)</b> .....       | <b>73</b>                                       | <b>246</b>        | <b>1 157</b>  | <b>21</b>                      | <b>13</b>   | <b>7</b>  | <b>1</b>  | —          | —        | —          | —          | —          | —             |  |
| <b>99</b>           | <b>Unclassified establishments</b> .....                         | <b>(A)</b>                                      | <b>(D)</b>        | <b>(D)</b>    | <b>17</b>                      | <b>17</b>   | —         | —         | —          | —        | —          | —          | —          | —             |  |
| <b>DENT</b>         |  |   |                   |               |                                |   |           |           |            |          |            |            |            |               |  |
|                     | <b>Total</b> .....   | <b>3 482</b>                                    | <b>18 301</b>     | <b>79 624</b> | <b>426</b>                     | <b>312</b>  | <b>58</b> | <b>23</b> | <b>19</b>  | <b>9</b> | <b>3</b>   | <b>2</b>   | —          | —             |  |
| <b>11</b>           | <b>Forestry, fishing, hunting, and agriculture support</b> ..... | <b>(A)</b>                                      | <b>(D)</b>        | <b>(D)</b>    | <b>2</b>                       | <b>2</b>  | —         | —         | —          | —        | —          | —          | —          | —             |  |
| <b>21</b>           | <b>Mining</b> .....  | <b>(C)</b>                                      | <b>(D)</b>        | <b>(D)</b>    | <b>3</b>                       | <b>2</b>  | —         | —         | —          | —        | <b>1</b>   | —          | —          | —             |  |
| 212                 | Mining (except oil & gas) .....                                  | (C)   | (D)               | (D)           | 3                              | 2   | —         | —         | —          | —        | 1          | —          | —          | —             |  |
| 2122                | Metal ore mining .....   | (C)   | (D)               | (D)           | 1                              | —   | —         | —         | —          | —        | 1          | —          | —          | —             |  |
| 21223               | Copper, nickel, lead & zinc mining .....                         | (C)   | (D)               | (D)           | 1                              | —   | —         | —         | —          | —        | 1          | —          | —          | —             |  |
| <b>22</b>           | <b>Utilities</b> .....   | <b>(A)</b>                                      | <b>(D)</b>        | <b>(D)</b>    | <b>1</b>                       | <b>1</b>  | —         | —         | —          | —        | —          | —          | —          | —             |  |
| <b>23</b>           | <b>Construction</b> .....  | <b>136</b>                                      | <b>825</b>        | <b>2 673</b>  | <b>31</b>                      | <b>22</b>   | <b>6</b>  | <b>2</b>  | <b>1</b>   | —        | —          | —          | —          | —             |  |
| 238                 | Specialty Trade Contractors .....                                | 104   | 742               | 2 194         | 23                             | 16  | 5         | 1         | 1          | —        | —          | —          | —          | —             |  |
| <b>31-33</b>        | <b>Manufacturing</b> .....                                       | <b>642</b>                                      | <b>3 641</b>      | <b>17 882</b> | <b>26</b>                      | <b>12</b>   | <b>6</b>  | <b>2</b>  | <b>2</b>   | <b>3</b> | —          | <b>1</b>   | —          | —             |  |
| 321                 | Wood product mfg .....   | 188   | 1 074             | 4 848         | 11                             | 4   | 3         | 1         | 2          | 1        | —          | —          | —          | —             |  |
| 3219                | Other wood product mfg .....                                     | (C)   | (D)               | (D)           | 3                              | —   | 1         | —         | 1          | 1        | —          | —          | —          | —             |  |
| 331                 | Primary metal mfg .....  | (E)   | (D)               | (D)           | 1                              | —   | —         | —         | —          | —        | —          | 1          | —          | —             |  |
| 3314                | Nonferrous (exc alum) production & processing .....              | (E)   | (D)               | (D)           | 1                              | —   | —         | —         | —          | —        | —          | 1          | —          | —             |  |
| 33149               | Other nonferrous roll, draw, extruding, alloying .....           | (E)   | (D)               | (D)           | 1                              | —   | —         | —         | —          | —        | —          | 1          | —          | —             |  |
| <b>42</b>           | <b>Wholesale trade</b> .....                                     | <b>(E)</b>                                      | <b>(D)</b>        | <b>(D)</b>    | <b>11</b>                      | <b>4</b>  | <b>5</b>  | —         | <b>1</b>   | —        | —          | <b>1</b>   | —          | —             |  |
| 424                 | Merchant Wholesalers, Nondurable Goods .....                     | (E)   | (D)               | (D)           | 6                              | 3   | 2         | —         | —          | —        | —          | 1          | —          | —             |  |
| 4244                | Grocery and Related Product Wholesalers .....                    | (E)   | (D)               | (D)           | 2                              | 1   | —         | —         | —          | —        | —          | 1          | —          | —             |  |
| 42442               | Packaged Frozen Food Merchant Wholesalers .....                  | (E)   | (D)               | (D)           | 1                              | —   | —         | —         | —          | —        | —          | 1          | —          | —             |  |
| <b>44-45</b>        | <b>Retail trade</b> .....  | <b>615</b>                                      | <b>2 339</b>      | <b>9 718</b>  | <b>66</b>                      | <b>41</b>   | <b>15</b> | <b>6</b>  | <b>2</b>   | <b>1</b> | <b>1</b>   | —          | —          | —             |  |
| 452                 | General merchandise stores .....                                 | (C)   | (D)               | (D)           | 5                              | 1   | 2         | —         | 1          | —        | 1          | —          | —          | —             |  |
| 4529                | Other general merchandise stores .....                           | (C)   | (D)               | (D)           | 5                              | 1   | 2         | —         | 1          | —        | 1          | —          | —          | —             |  |
| 45291               | Warehouse clubs & superstores .....                              | (C)   | (D)               | (D)           | 1                              | —   | —         | —         | —          | —        | 1          | —          | —          | —             |  |
| <b>48-49</b>        | <b>Transportation &amp; warehousing</b> .....                    | <b>134</b>                                      | <b>433</b>        | <b>1 637</b>  | <b>16</b>                      | <b>13</b>   | <b>1</b>  | <b>1</b>  | —          | <b>1</b> | —          | —          | —          | —             |  |
| <b>51</b>           | <b>Information</b> .....   | <b>27</b>                                       | <b>152</b>        | <b>633</b>    | <b>4</b>                       | <b>3</b>  | —         | —         | <b>1</b>   | —        | —          | —          | —          | —             |  |
| <b>52</b>           | <b>Finance &amp; insurance</b> .....                             | <b>133</b>                                      | <b>1 179</b>      | <b>4 499</b>  | <b>17</b>                      | <b>11</b>   | <b>1</b>  | <b>2</b>  | <b>3</b>   | —        | —          | —          | —          | —             |  |
| 522                 | Credit intermediation & related activities .....                 | 104   | 960               | 3 617         | 7                              | 2   | 1         | 1         | 3          | —        | —          | —          | —          | —             |  |
| 5221                | Depository credit intermediation .....                           | (C)   | (D)               | (D)           | 6                              | 1   | 1         | 1         | 3          | —        | —          | —          | —          | —             |  |
| <b>53</b>           | <b>Real estate &amp; rental &amp; leasing</b> .....              | <b>30</b>                                       | <b>78</b>         | <b>772</b>    | <b>20</b>                      | <b>20</b>   | —         | —         | —          | —        | —          | —          | —          | —             |  |
| <b>54</b>           | <b>Professional, scientific &amp; technical services</b> .....   | <b>(B)</b>                                      | <b>(D)</b>        | <b>(D)</b>    | <b>20</b>                      | <b>17</b>   | <b>3</b>  | —         | —          | —        | —          | —          | —          | —             |  |
| <b>55</b>           | <b>Management of companies &amp; enterprises</b> .....           | <b>(B)</b>                                      | <b>(D)</b>        | <b>(D)</b>    | <b>5</b>                       | <b>4</b>  | —         | <b>1</b>  | —          | —        | —          | —          | —          | —             |  |
| <b>56</b>           | <b>Admin, support, waste mgt, remediation services</b> .....     | <b>(B)</b>                                      | <b>(D)</b>        | <b>(D)</b>    | <b>10</b>                      | <b>8</b>  | <b>1</b>  | <b>1</b>  | —          | —        | —          | —          | —          | —             |  |
| <b>61</b>           | <b>Educational services</b> .....                                | <b>(A)</b>                                      | <b>(D)</b>        | <b>(D)</b>    | <b>1</b>                       | —   | <b>1</b>  | —         | <b>(D)</b> | —        | —          | —          | —          | —             |  |
| <b>62</b>           | <b>Health care and social assistance</b> .....                   | <b>516</b>                                      | <b>2 802</b>      | <b>12 091</b> | <b>49</b>                      | <b>30</b>   | <b>7</b>  | <b>6</b>  | <b>2</b>   | <b>3</b> | <b>1</b>   | —          | —          | —             |  |
| 621                 | Ambulatory health care services .....                            | 177   | 1 039             | 4 415         | 33                             | 23  | 6         | 2         | 1          | 1        | —          | —          | —          | —             |  |
| 622                 | Hospitals .....  | (C)   | (D)               | (D)           | 1                              | —   | —         | —         | —          | —        | 1          | —          | —          | —             |  |
| 6221                | General medical & surgical hospitals .....                       | (C)   | (D)               | (D)           | 1                              | —   | —         | —         | —          | —        | 1          | —          | —          | —             |  |
| 62211               | General medical & surgical hospitals .....                       | (C)   | (D)               | (D)           | 1                              | —   | —         | —         | —          | —        | 1          | —          | —          | —             |  |
| 623                 | Nursing & residential care facilities .....                      | (C)   | (D)               | (D)           | 5                              | 1   | 1         | 1         | —          | 2        | —          | —          | —          | —             |  |
| 6231                | Nursing care facilities .....                                    | 145   | 514               | 2 134         | 4                              | —   | 1         | 1         | —          | 2        | —          | —          | —          | —             |  |
| 62311               | Nursing care facilities .....                                    | 145   | 514               | 2 134         | 4                              | —   | 1         | 1         | —          | 2        | —          | —          | —          | —             |  |
| 623110              | Nursing care facilities .....                                    | 145   | 514               | 2 134         | 4                              | —   | 1         | 1         | —          | 2        | —          | —          | —          | —             |  |
| <b>71</b>           | <b>Arts, entertainment &amp; recreation</b> .....                | <b>(A)</b>                                      | <b>(D)</b>        | <b>(D)</b>    | <b>2</b>                       | <b>1</b>  | <b>1</b>  | —         | —          | —        | —          | —          | —          | —             |  |
| <b>72</b>           | <b>Accommodation &amp; food services</b> .....                   | <b>289</b>                                      | <b>401</b>        | <b>2 027</b>  | <b>19</b>                      | <b>9</b>  | <b>3</b>  | <b>1</b>  | <b>5</b>   | <b>1</b> | —          | —          | —          | —             |  |
| 721                 | Accommodation .....  | 112   | 84                | 605           | 4                              | 2   | —         | —         | 1          | 1        | —          | —          | —          | —             |  |
| 7211                | Traveler accommodation .....                                     | (C)   | (D)               | (D)           | 3                              | 1   | —         | —         | 1          | 1        | —          | —          | —          | —             |  |
| 722                 | Food services & drinking places .....                            | 177   | 317               | 1 422         | 15                             | 7   | 3         | 1         | 4          | —        | —          | —          | —          | —             |  |
| 7222                | Limited-service eating places .....                              | 121   | 225               | 1 029         | 7                              | 3   | —         | 1         | 3          | —        | —          | —          | —          | —             |  |
| 72221               | Limited-service eating places .....                              | 121   | 225               | 1 029         | 7                              | 3   | —         | 1         | 3          | —        | —          | —          | —          | —             |  |
| <b>81</b>           | <b>Other services (except public administration)</b> .....       | <b>204</b>                                      | <b>444</b>        | <b>1 890</b>  | <b>53</b>                      | <b>42</b>   | <b>8</b>  | <b>1</b>  | <b>2</b>   | —        | —          | —          | —          | —             |  |

See footnotes at end of table.

**Table 6. Counties—Employees, Payroll, and Establishments by Industry: 2003—Con.**

[Excludes most government employees, railroad employees, and self-employed persons. Size class 1 to 4 includes establishments with payroll, but no employees, during mid-March pay period. (D) denotes figures withheld to avoid disclosing data for individual companies; the data are included in broader industry totals. Detailed industries with 100 or more employees are shown if industry was not a (D). For explanation of terms, abbreviations, and data reliability/comparability, see introductory text]

| NAICS code       | Industry  | Number of employees for week including March 12 | Payroll (\$1,000) |                | Total number of establishments | Number of establishments by employment-size class |            |           |           |           |            |            |            |               |
|------------------|---|---|-------------------|----------------|--------------------------------|---|------------|-----------|-----------|-----------|------------|------------|------------|---------------|
|                  |   |   | First quarter     | Annual         |                                | 1 to 4  | 5 to 9     | 10 to 19  | 20 to 49  | 50 to 99  | 100 to 249 | 250 to 499 | 500 to 999 | 1,000 or more |
| <b>DENT—Con.</b> |   |   |                   |                |                                |   |            |           |           |           |            |            |            |               |
| 99               | Unclassified establishments .....                         | 57  | 130               | 548            | 70                             | 70  | —          | —         | —         | —         | —          | —          | —          | —             |
| <b>DOUGLAS</b>   |   |   |                   |                |                                |   |            |           |           |           |            |            |            |               |
|                  | <b>Total .....</b>  | <b>1 888</b>                                    | <b>8 056</b>      | <b>33 444</b>  | <b>216</b>                     | <b>147</b>  | <b>35</b>  | <b>17</b> | <b>11</b> | <b>3</b>  | <b>2</b>   | <b>1</b>   | —          | —             |
| 11               | Forestry, fishing, hunting, and agriculture support ..... | 9   | 24                | 145            | 4                              | 3   | 1          | —         | —         | —         | —          | —          | —          | —             |
| 21               | Mining .....  | (B)   | (D)               | (D)            | 1                              | —   | —          | —         | 1         | —         | —          | —          | —          | —             |
| 22               | Utilities .....   | (A)   | (D)               | (D)            | 2                              | 1   | 1          | —         | —         | —         | —          | —          | —          | —             |
| 23               | Construction .....  | 82  | 389               | 2 149          | 19                             | 14  | 3          | 1         | 1         | —         | —          | —          | —          | —             |
| 31-33            | Manufacturing .....                                       | 632   | 3 231             | 13 022         | 12                             | 7   | 1          | 1         | 1         | —         | 1          | 1          | —          | —             |
| 333              | Machinery mfg .....                                       | (E)   | (D)               | (D)            | 1                              | —   | —          | —         | —         | —         | —          | 1          | —          | —             |
| 3334             | HVAC & commercial refrigeration equipment mfg .....       | (E)   | (D)               | (D)            | 1                              | —   | —          | —         | —         | —         | —          | 1          | —          | —             |
| 33341            | HVAC & commercial refrigeration equipment mfg .....       | (E)   | (D)               | (D)            | 1                              | —   | —          | —         | —         | —         | —          | 1          | —          | —             |
| 339              | Miscellaneous mfg .....                                   | (C)   | (D)               | (D)            | 1                              | —   | —          | —         | —         | —         | 1          | —          | —          | —             |
| 3399             | Other miscellaneous mfg .....                             | (C)   | (D)               | (D)            | 1                              | —   | —          | —         | —         | —         | 1          | —          | —          | —             |
| 33992            | Sporting & athletic goods mfg .....                       | (C)   | (D)               | (D)            | 1                              | —   | —          | —         | —         | —         | 1          | —          | —          | —             |
| 42               | Wholesale trade .....                                     | 31  | 66                | 175            | 7                              | 6   | —          | —         | 1         | —         | —          | —          | —          | —             |
| 44-45            | Retail trade .....  | 359   | 1 471             | 6 078          | 45                             | 27  | 10         | 5         | 1         | 2         | —          | —          | —          | —             |
| 452              | General merchandise stores .....                          | (C)   | (D)               | (D)            | 4                              | 1   | 2          | —         | —         | 1         | —          | —          | —          | —             |
| 48-49            | Transportation & warehousing .....                        | 43  | 132               | 501            | 17                             | 15  | 1          | 1         | —         | —         | —          | —          | —          | —             |
| 51               | Information .....   | 25  | 153               | 349            | 5                              | 3   | 1          | 1         | —         | —         | —          | —          | —          | —             |
| 52               | Finance & insurance .....                                 | 65  | 359               | 1 250          | 16                             | 11  | 2          | 2         | 1         | —         | —          | —          | —          | —             |
| 53               | Real estate & rental & leasing .....                      | 5   | 14                | 74             | 6                              | 6   | —          | —         | —         | —         | —          | —          | —          | —             |
| 54               | Professional, scientific & technical services .....       | (A)   | (D)               | (D)            | 10                             | 9   | 1          | —         | —         | —         | —          | —          | —          | —             |
| 56               | Admin, support, waste mgt, remediation services .....     | (B)   | (D)               | (D)            | 3                              | 1   | 1          | —         | 1         | —         | —          | —          | —          | —             |
| 62               | Health care and social assistance .....                   | 262   | 1 311             | 5 547          | 17                             | 7   | 5          | 2         | 2         | —         | 1          | —          | —          | —             |
| 623              | Nursing & residential care facilities .....               | 180   | 855               | 3 411          | 3                              | —   | —          | 1         | 1         | —         | 1          | —          | —          | —             |
| 6232             | Residential mental retardation, health facil .....        | (C)   | (D)               | (D)            | 1                              | —   | —          | —         | —         | —         | 1          | —          | —          | —             |
| 62321            | Residential mental retardation facilities .....           | (C)   | (D)               | (D)            | 1                              | —   | —          | —         | —         | —         | 1          | —          | —          | —             |
| 71               | Arts, entertainment & recreation .....                    | 11  | 42                | 177            | 4                              | 3   | 1          | —         | —         | —         | —          | —          | —          | —             |
| 72               | Accommodation & food services .....                       | 127   | 218               | 969            | 9                              | 4   | 1          | 2         | 1         | 1         | —          | —          | —          | —             |
| 722              | Food services & drinking places .....                     | (C)   | (D)               | (D)            | 8                              | 3   | 1          | 2         | 1         | 1         | —          | —          | —          | —             |
| 81               | Other services (except public administration) .....       | 116   | 340               | 1 335          | 33                             | 24  | 6          | 2         | 1         | —         | —          | —          | —          | —             |
| 99               | Unclassified establishments .....                         | 5   | 15                | 55             | 6                              | 6   | —          | —         | —         | —         | —          | —          | —          | —             |
| <b>DUNKLIN</b>   |   |   |                   |                |                                |   |            |           |           |           |            |            |            |               |
|                  | <b>Total .....</b>  | <b>8 442</b>                                    | <b>39 487</b>     | <b>170 292</b> | <b>796</b>                     | <b>477</b>  | <b>150</b> | <b>85</b> | <b>57</b> | <b>17</b> | <b>6</b>   | <b>4</b>   | —          | —             |
| 11               | Forestry, fishing, hunting, and agriculture support ..... | (B)   | (D)               | (D)            | 8                              | 6   | 1          | 1         | —         | —         | —          | —          | —          | —             |
| 22               | Utilities .....   | 114   | 1 872             | 7 497          | 6                              | 2   | 2          | —         | 1         | 1         | —          | —          | —          | —             |
| 221              | Utilities .....   | 114   | 1 872             | 7 497          | 6                              | 2   | 2          | —         | 1         | 1         | —          | —          | —          | —             |
| 2211             | Elec pwr generation, transmn & distribution ...           | (C)   | (D)               | (D)            | 4                              | 1   | 1          | —         | 1         | 1         | —          | —          | —          | —             |
| 22111            | Electric power generation .....                           | (C)   | (D)               | (D)            | 2                              | —   | —          | —         | 1         | 1         | —          | —          | —          | —             |
| 23               | Construction .....  | 271   | 1 839             | 9 567          | 40                             | 28  | 5          | 2         | 5         | —         | —          | —          | —          | —             |
| 238              | Specialty Trade Contractors .....                         | 138   | 783               | 3 786          | 23                             | 17  | 2          | 2         | 2         | —         | —          | —          | —          | —             |
| 31-33            | Manufacturing .....                                       | 1 286   | 7 910             | 34 009         | 30                             | 13  | 4          | 4         | 3         | 2         | 3          | 1          | —          | —             |
| 335              | Electrical equip, appliance & component mfg .....         | (E)   | (D)               | (D)            | 2                              | —   | —          | —         | 1         | —         | —          | 1          | —          | —             |
| 3353             | Electrical equipment mfg .....                            | (E)   | (D)               | (D)            | 1                              | —   | —          | —         | —         | —         | —          | 1          | —          | —             |
| 33531            | Electrical equipment mfg .....                            | (E)   | (D)               | (D)            | 1                              | —   | —          | —         | —         | —         | —          | 1          | —          | —             |
| 336              | Transportation equipment mfg .....                        | 423   | 4 169             | 16 876         | 4                              | 1   | —          | —         | —         | 1         | 2          | —          | —          | —             |
| 3363             | Motor vehicle parts mfg .....                             | (E)   | (D)               | (D)            | 3                              | 1   | —          | —         | —         | —         | 2          | —          | —          | —             |
| 33631            | Motor vehicle gas engine & engine parts mfg .             | (C)   | (D)               | (D)            | 1                              | —   | —          | —         | —         | —         | 1          | —          | —          | —             |
| 33639            | Other motor vehicle parts mfg .....                       | (C)   | (D)               | (D)            | 1                              | —   | —          | —         | —         | —         | 1          | —          | —          | —             |
| 337              | Furniture & related product mfg .....                     | (C)   | (D)               | (D)            | 1                              | —   | —          | —         | —         | —         | 1          | —          | —          | —             |
| 3371             | HH & institutional furniture & kitchen cabinet mfg .....  | (C)   | (D)               | (D)            | 1                              | —   | —          | —         | —         | —         | 1          | —          | —          | —             |
| 33712            | Household & institutional furniture mfg .....             | (C)   | (D)               | (D)            | 1                              | —   | —          | —         | —         | —         | 1          | —          | —          | —             |
| 42               | Wholesale trade .....                                     | 382   | 2 567             | 11 247         | 33                             | 15  | 6          | 7         | 3         | 2         | —          | —          | —          | —             |
| 423              | Merchant Wholesalers, Durable Goods .....                 | 166   | 1 063             | 5 015          | 17                             | 8   | 2          | 4         | 3         | —         | —          | —          | —          | —             |
| 424              | Merchant Wholesalers, Nondurable Goods .....              | 212   | 1 472             | 6 116          | 13                             | 4   | 4          | 3         | —         | 2         | —          | —          | —          | —             |
| 4249             | Miscellaneous Nondurable Goods Merchant Wholesalers ..... | 101   | 1 070             | 3 921          | 5                              | 1   | 1          | 2         | —         | 1         | —          | —          | —          | —             |

See footnotes at end of table.



**Table 6. Counties—Employees, Payroll, and Establishments by Industry: 2003—Con.**

[Excludes most government employees, railroad employees, and self-employed persons. Size class 1 to 4 includes establishments with payroll, but no employees, during mid-March pay period. (D) denotes figures withheld to avoid disclosing data for individual companies; the data are included in broader industry totals. Detailed industries with 100 or more employees are shown if industry was not a (D). For explanation of terms, abbreviations, and data reliability/comparability, see introductory text]

| NAICS code          | Industry   | Number of employees for week including March 12 | Payroll (\$1,000) |               | Total number of establishments | Number of establishments by employment-size class |           |           |           |          |            |            |            |               |
|---------------------|--|---|-------------------|---------------|--------------------------------|---|-----------|-----------|-----------|----------|------------|------------|------------|---------------|
|                     |  |   | First quarter     | Annual        |                                | 1 to 4  | 5 to 9    | 10 to 19  | 20 to 49  | 50 to 99 | 100 to 249 | 250 to 499 | 500 to 999 | 1,000 or more |
| <b>DUNKLIN—Con.</b> |  |   |                   |               |                                |   |           |           |           |          |            |            |            |               |
| <b>44-45</b>        | <b>Retail trade</b> .....                                      | <b>1 677</b>                                    | <b>6 705</b>      | <b>27 926</b> | <b>169</b>                     | <b>84</b>   | <b>46</b> | <b>26</b> | <b>8</b>  | <b>4</b> | —          | <b>1</b>   | —          | —             |
| 441                 | Motor vehicle & parts dealers .....                            | 226   | 1 356             | 5 615         | 29                             | 13  | 10        | 3         | 3         | —        | —          | —          | —          | —             |
| 4411                | Automobile dealers .....                                       | 151   | 998               | 4 070         | 16                             | 8   | 4         | 1         | 3         | —        | —          | —          | —          | —             |
| 44111               | New car dealers .....  | 122   | 842               | 3 289         | 8                              | 2   | 2         | 1         | 3         | —        | —          | —          | —          | —             |
| 441110              | New car dealers .....  | 122   | 842               | 3 289         | 8                              | 2   | 2         | 1         | 3         | —        | —          | —          | —          | —             |
| 444                 | Bldg material & garden equip & supp dealers .....              | 137   | 700               | 2 876         | 15                             | 7   | 4         | 3         | —         | 1        | —          | —          | —          | —             |
| 4441                | Building material & supplies dealers .....                     | 115   | 599               | 2 394         | 11                             | 5   | 3         | 2         | —         | 1        | —          | —          | —          | —             |
| 445                 | Food & beverage stores .....                                   | 285   | 796               | 3 518         | 20                             | 9   | 1         | 6         | 2         | 2        | —          | —          | —          | —             |
| 4451                | Grocery stores .....   | (C)   | (D)               | (D)           | 15                             | 6   | 1         | 4         | 2         | 2        | —          | —          | —          | —             |
| 44511               | Grocery (except convenience) stores .....                      | 248   | 706               | 3 052         | 14                             | 5   | 1         | 4         | 2         | 2        | —          | —          | —          | —             |
| 445110              | Grocery (except convenience) stores .....                      | 248   | 706               | 3 052         | 14                             | 5   | 1         | 4         | 2         | 2        | —          | —          | —          | —             |
| 447                 | Gasoline stations .....  | 215   | 477               | 1 928         | 34                             | 13  | 14        | 6         | 1         | —        | —          | —          | —          | —             |
| 4471                | Gasoline stations .....  | 215   | 477               | 1 928         | 34                             | 13  | 14        | 6         | 1         | —        | —          | —          | —          | —             |
| 44711               | Gasoline stations with convenience stores .....                | 173   | 394               | 1 560         | 23                             | 5   | 12        | 6         | —         | —        | —          | —          | —          | —             |
| 447110              | Gasoline stations with convenience stores .....                | 173   | 394               | 1 560         | 23                             | 5   | 12        | 6         | —         | —        | —          | —          | —          | —             |
| 452                 | General merchandise stores .....                               | 497   | 1 970             | 7 932         | 10                             | 3   | 4         | 1         | —         | 1        | —          | 1          | —          | —             |
| 4529                | Other general merchandise stores .....                         | (E)   | (D)               | (D)           | 9                              | 3   | 4         | 1         | —         | —        | —          | 1          | —          | —             |
| 45291               | Warehouse clubs & superstores .....                            | (E)   | (D)               | (D)           | 1                              | —   | —         | —         | —         | —        | —          | 1          | —          | —             |
| <b>48-49</b>        | <b>Transportation &amp; warehousing</b> .....                  | <b>331</b>                                      | <b>1 579</b>      | <b>7 359</b>  | <b>32</b>                      | <b>13</b>   | <b>6</b>  | <b>9</b>  | <b>3</b>  | <b>1</b> | —          | —          | —          | —             |
| 484                 | Truck transportation .....                                     | 264   | 1 252             | 5 746         | 26                             | 12  | 4         | 7         | 2         | 1        | —          | —          | —          | —             |
| 4841                | General freight trucking .....                                 | 230   | 1 174             | 5 166         | 17                             | 5   | 4         | 5         | 2         | 1        | —          | —          | —          | —             |
| 48412               | General freight trucking, long-distance .....                  | 174   | 924               | 4 127         | 14                             | 5   | 3         | 4         | 1         | 1        | —          | —          | —          | —             |
| <b>51</b>           | <b>Information</b> .....                                       | <b>73</b>                                       | <b>493</b>        | <b>1 780</b>  | <b>10</b>                      | <b>5</b>  | <b>2</b>  | <b>2</b>  | <b>1</b>  | —        | —          | —          | —          | —             |
| <b>52</b>           | <b>Finance &amp; insurance</b> .....                           | <b>422</b>                                      | <b>2 251</b>      | <b>9 806</b>  | <b>57</b>                      | <b>42</b>   | <b>5</b>  | <b>5</b>  | <b>4</b>  | —        | <b>1</b>   | —          | —          | —             |
| 522                 | Credit intermediation & related activities .....               | 252   | 1 438             | 6 336         | 26                             | 14  | 3         | 5         | 4         | —        | —          | —          | —          | —             |
| 5221                | Depository credit intermediation .....                         | (C)   | (D)               | (D)           | 15                             | 5   | 1         | 5         | 4         | —        | —          | —          | —          | —             |
| 52211               | Commercial banking .....                                       | 208   | 1 174             | 5 332         | 13                             | 4   | 1         | 4         | 4         | —        | —          | —          | —          | —             |
| 522110              | Commercial banking .....                                       | 208   | 1 174             | 5 332         | 13                             | 4   | 1         | 4         | 4         | —        | —          | —          | —          | —             |
| 524                 | Insurance carriers & related activities .....                  | (C)   | (D)               | (D)           | 24                             | 21  | 2         | —         | —         | —        | 1          | —          | —          | —             |
| 5241                | Insurance carriers .....                                       | (C)   | (D)               | (D)           | 5                              | 4   | —         | —         | —         | —        | 1          | —          | —          | —             |
| 52411               | Direct life, health, medical insurance carriers .....          | (C)   | (D)               | (D)           | 4                              | 3   | —         | —         | —         | —        | 1          | —          | —          | —             |
| <b>53</b>           | <b>Real estate &amp; rental &amp; leasing</b> .....            | <b>480</b>                                      | <b>1 256</b>      | <b>6 338</b>  | <b>32</b>                      | <b>25</b>   | <b>4</b>  | <b>2</b>  | —         | —        | —          | <b>1</b>   | —          | —             |
| 531                 | Real estate .....  | 437   | 1 099             | 5 235         | 19                             | 16  | —         | 2         | —         | —        | —          | 1          | —          | —             |
| 5313                | Activities related to real estate .....                        | (E)   | (D)               | (D)           | 4                              | 3   | —         | —         | —         | —        | —          | 1          | —          | —             |
| 53131               | Real estate property managers .....                            | (E)   | (D)               | (D)           | 4                              | 3   | —         | —         | —         | —        | —          | 1          | —          | —             |
| <b>54</b>           | <b>Professional, scientific &amp; technical services</b> ..... | <b>172</b>                                      | <b>680</b>        | <b>2 512</b>  | <b>41</b>                      | <b>30</b>   | <b>7</b>  | <b>3</b>  | <b>1</b>  | —        | —          | —          | —          | —             |
| 541                 | Professional, scientific & technical services .....            | 172   | 680               | 2 512         | 41                             | 30  | 7         | 3         | 1         | —        | —          | —          | —          | —             |
| <b>55</b>           | <b>Management of companies &amp; enterprises</b> .....         | <b>(B)</b>                                      | <b>(D)</b>        | <b>(D)</b>    | <b>1</b>                       | —   | —         | —         | <b>1</b>  | —        | —          | —          | —          | —             |
| <b>56</b>           | <b>Admin, support, waste mgt, remediation services</b> .....   | <b>103</b>                                      | <b>161</b>        | <b>687</b>    | <b>15</b>                      | <b>8</b>  | <b>3</b>  | <b>2</b>  | <b>2</b>  | —        | —          | —          | —          | —             |
| <b>61</b>           | <b>Educational services</b> .....                              | <b>(B)</b>                                      | <b>(D)</b>        | <b>(D)</b>    | <b>2</b>                       | —   | <b>1</b>  | <b>1</b>  | —         | —        | —          | —          | —          | —             |
| <b>62</b>           | <b>Health care and social assistance</b> .....                 | <b>1 898</b>                                    | <b>9 007</b>      | <b>38 668</b> | <b>111</b>                     | <b>57</b>   | <b>24</b> | <b>12</b> | <b>10</b> | <b>5</b> | <b>2</b>   | <b>1</b>   | —          | —             |
| 621                 | Ambulatory health care services .....                          | 557   | 2 964             | 13 602        | 67                             | 41  | 18        | 4         | 3         | —        | 1          | —          | —          | —             |
| 6211                | Offices of physicians .....                                    | 122   | 856               | 3 682         | 19                             | 7   | 10        | 1         | 1         | —        | —          | —          | —          | —             |
| 62111               | Offices of physicians .....                                    | 122   | 856               | 3 682         | 19                             | 7   | 10        | 1         | 1         | —        | —          | —          | —          | —             |
| 621111              | Offices of physicians (exc mental health) .....                | 122   | 856               | 3 682         | 19                             | 7   | 10        | 1         | 1         | —        | —          | —          | —          | —             |
| 6216                | Home health care services .....                                | (E)   | (D)               | (D)           | 18                             | 16  | —         | —         | 1         | —        | 1          | —          | —          | —             |
| 62161               | Home health care services .....                                | (E)   | (D)               | (D)           | 18                             | 16  | —         | —         | 1         | —        | 1          | —          | —          | —             |
| 622                 | Hospitals .....  | (E)   | (D)               | (D)           | 1                              | —   | —         | —         | —         | —        | —          | 1          | —          | —             |
| 6221                | General medical & surgical hospitals .....                     | (E)   | (D)               | (D)           | 1                              | —   | —         | —         | —         | —        | —          | 1          | —          | —             |
| 62211               | General medical & surgical hospitals .....                     | (E)   | (D)               | (D)           | 1                              | —   | —         | —         | —         | —        | —          | 1          | —          | —             |
| 623                 | Nursing & residential care facilities .....                    | 642   | 2 699             | 10 787        | 13                             | 2   | —         | 3         | 2         | 5        | 1          | —          | —          | —             |
| 6231                | Nursing care facilities .....                                  | 584   | 2 387             | 9 470         | 8                              | —   | —         | 1         | 1         | 5        | 1          | —          | —          | —             |
| 62311               | Nursing care facilities .....                                  | 584   | 2 387             | 9 470         | 8                              | —   | —         | 1         | 1         | 5        | 1          | —          | —          | —             |
| 623110              | Nursing care facilities .....                                  | 584   | 2 387             | 9 470         | 8                              | —   | —         | 1         | 1         | 5        | 1          | —          | —          | —             |
| 624                 | Social assistance .....  | (E)   | (D)               | (D)           | 30                             | 14  | 6         | 5         | 5         | —        | —          | —          | —          | —             |
| 6241                | Individual & family services .....                             | 123   | 435               | 1 907         | 11                             | 4   | 2         | 3         | 2         | —        | —          | —          | —          | —             |
| 62412               | Services for elderly & disabled persons .....                  | 103   | 372               | 1 663         | 7                              | 1   | 2         | 2         | 2         | —        | —          | —          | —          | —             |
| 624120              | Services for elderly & disabled persons .....                  | 103   | 372               | 1 663         | 7                              | 1   | 2         | 2         | 2         | —        | —          | —          | —          | —             |
| <b>71</b>           | <b>Arts, entertainment &amp; recreation</b> .....              | <b>(B)</b>                                      | <b>(D)</b>        | <b>(D)</b>    | <b>9</b>                       | <b>4</b>  | <b>4</b>  | —         | <b>1</b>  | —        | —          | —          | —          | —             |
| <b>72</b>           | <b>Accommodation &amp; food services</b> .....                 | <b>702</b>                                      | <b>1 192</b>      | <b>4 988</b>  | <b>53</b>                      | <b>22</b>   | <b>11</b> | <b>4</b>  | <b>14</b> | <b>2</b> | —          | —          | —          | —             |
| 722                 | Food services & drinking places .....                          | (F)   | (D)               | (D)           | 51                             | 22  | 10        | 3         | 14        | 2        | —          | —          | —          | —             |
| 7221                | Full-service restaurants .....                                 | 161   | 252               | 1 100         | 24                             | 16  | 5         | 1         | 1         | 1        | —          | —          | —          | —             |
| 72211               | Full-service restaurants .....                                 | 161   | 252               | 1 100         | 24                             | 16  | 5         | 1         | 1         | 1        | —          | —          | —          | —             |
| 722110              | Full-service restaurants .....                                 | 161   | 252               | 1 100         | 24                             | 16  | 5         | 1         | 1         | 1        | —          | —          | —          | —             |
| 7222                | Limited-service eating places .....                            | 430   | 713               | 2 979         | 21                             | 5   | 4         | —         | 11        | 1        | —          | —          | —          | —             |
| 72221               | Limited-service eating places .....                            | 430   | 713               | 2 979         | 21                             | 5   | 4         | —         | 11        | 1        | —          | —          | —          | —             |

See footnotes at end of table.

**Table 6. Counties—Employees, Payroll, and Establishments by Industry: 2003—Con.**

[Excludes most government employees, railroad employees, and self-employed persons. Size class 1 to 4 includes establishments with payroll, but no employees, during mid-March pay period. (D) denotes figures withheld to avoid disclosing data for individual companies; the data are included in broader industry totals. Detailed industries with 100 or more employees are shown if industry was not a (D). For explanation of terms, abbreviations, and data reliability/comparability, see introductory text]

| NAICS code          | Industry   | Number of employees for week including March 12 | Payroll (\$1,000) |                | Total number of establishments | Number of establishments by employment-size class |            |            |            |           |            |            |            |               |
|---------------------|--|---|-------------------|----------------|--------------------------------|---|------------|------------|------------|-----------|------------|------------|------------|---------------|
|                     |  |   | First quarter     | Annual         |                                | 1 to 4  | 5 to 9     | 10 to 19   | 20 to 49   | 50 to 99  | 100 to 249 | 250 to 499 | 500 to 999 | 1,000 or more |
| <b>DUNKLIN—Con.</b> |  |   |                   |                |                                |   |            |            |            |           |            |            |            |               |
| <b>81</b>           | <b>Other services (except public administration)</b>               | <b>352</b>                                      | <b>1 031</b>      | <b>4 303</b>   | <b>109</b>                     | <b>85</b>   | <b>19</b>  | <b>5</b>   | —          | —         | —          | —          | —          | —             |
| 812                 | Personal & laundry services  | 110   | 317               | 1 321          | 24                             | 16  | 5          | 3          | —          | —         | —          | —          | —          | —             |
| 813                 | Religious, grantmaking, civic, prof & like organizations           | 178   | 458               | 1 876          | 61                             | 50  | 10         | 1          | —          | —         | —          | —          | —          | —             |
| 8131                | Religious organizations  | 136   | 370               | 1 515          | 50                             | 42  | 8          | —          | —          | —         | —          | —          | —          | —             |
| 81311               | Religious organizations  | 136   | 370               | 1 515          | 50                             | 42  | 8          | —          | —          | —         | —          | —          | —          | —             |
| 813110              | Religious organizations  | 136   | 370               | 1 515          | 50                             | 42  | 8          | —          | —          | —         | —          | —          | —          | —             |
| <b>99</b>           | <b>Unclassified establishments</b>                                 | <b>25</b>                                       | <b>73</b>         | <b>276</b>     | <b>38</b>                      | <b>38</b>   | —          | —          | —          | —         | —          | —          | —          | —             |
| <b>FRANKLIN</b>     |  |   |                   |                |                                |   |            |            |            |           |            |            |            |               |
|                     | <b>Total</b>   | <b>31 669</b>                                   | <b>200 187</b>    | <b>851 755</b> | <b>2 614</b>                   | <b>1 454</b>                                      | <b>503</b> | <b>333</b> | <b>209</b> | <b>59</b> | <b>41</b>  | <b>12</b>  | <b>3</b>   | —             |
| <b>11</b>           | <b>Forestry, fishing, hunting, and agriculture support</b>         | <b>(B)</b>                                      | <b>(D)</b>        | <b>(D)</b>     | <b>5</b>                       | <b>3</b>  | <b>1</b>   | <b>1</b>   | —          | —         | —          | —          | —          | —             |
| <b>21</b>           | <b>Mining</b>  | <b>90</b>                                       | <b>620</b>        | <b>3 264</b>   | <b>10</b>                      | <b>5</b>  | <b>1</b>   | <b>3</b>   | <b>1</b>   | —         | —          | —          | —          | —             |
| <b>22</b>           | <b>Utilities</b>   | <b>(E)</b>                                      | <b>(D)</b>        | <b>(D)</b>     | <b>7</b>                       | <b>2</b>  | <b>2</b>   | <b>1</b>   | —          | <b>1</b>  | —          | <b>1</b>   | —          | —             |
| 221                 | Utilities  | (E)   | (D)               | (D)            | 7                              | 2   | 2          | 1          | —          | 1         | —          | 1          | —          | —             |
| 2211                | Elec pwr generation, transmsn & distribution                       | (E)   | (D)               | (D)            | 4                              | 1   | 1          | —          | —          | 1         | —          | 1          | —          | —             |
| 22112               | Electric pwr transmsn, control & distribution                      | (E)   | (D)               | (D)            | 4                              | 1   | 1          | —          | —          | 1         | —          | 1          | —          | —             |
| <b>23</b>           | <b>Construction</b>  | <b>2 509</b>                                    | <b>16 901</b>     | <b>84 354</b>  | <b>442</b>                     | <b>289</b>  | <b>96</b>  | <b>34</b>  | <b>18</b>  | <b>3</b>  | <b>2</b>   | —          | —          | —             |
| 236                 | Construction of Buildings  | 550   | 3 329             | 16 194         | 149                            | 109   | 29         | 10         | 1          | —         | —          | —          | —          | —             |
| 2361                | Residential Building Construction                                  | 420   | 2 220             | 10 796         | 134                            | 104   | 24         | 6          | —          | —         | —          | —          | —          | —             |
| 23611               | Residential Building Construction                                  | 420   | 2 220             | 10 796         | 134                            | 104   | 24         | 6          | —          | —         | —          | —          | —          | —             |
| 236115              | New Single-Family Housing Construction (except Operative Builders) | 306   | 1 566             | 7 582          | 90                             | 68  | 17         | 5          | —          | —         | —          | —          | —          | —             |
| 2362                | Nonresidential Building Construction                               | 130   | 1 109             | 5 398          | 15                             | 5   | 5          | 4          | 1          | —         | —          | —          | —          | —             |
| 23622               | Commercial and Institutional Building Construction                 | 130   | 1 109             | 5 398          | 15                             | 5   | 5          | 4          | 1          | —         | —          | —          | —          | —             |
| 236220              | Commercial and Institutional Building Construction                 | 130   | 1 109             | 5 398          | 15                             | 5   | 5          | 4          | 1          | —         | —          | —          | —          | —             |
| 237                 | Heavy and Civil Engineering Construction                           | 211   | 1 430             | 7 353          | 31                             | 18  | 8          | 1          | 4          | —         | —          | —          | —          | —             |
| 238                 | Specialty Trade Contractors  | 1 748   | 12 142            | 60 807         | 262                            | 162   | 59         | 23         | 13         | 3         | 2          | —          | —          | —             |
| 2381                | Foundation, Structure, and Building Exterior Contractors           | 619   | 4 052             | 20 271         | 82                             | 52  | 17         | 6          | 5          | 1         | 1          | —          | —          | —             |
| 23811               | Poured Concrete Foundation and Structure Contractors               | 284   | 2 259             | 11 123         | 30                             | 17  | 8          | 2          | 2          | —         | 1          | —          | —          | —             |
| 238110              | Poured Concrete Foundation and Structure Contractors               | 284   | 2 259             | 11 123         | 30                             | 17  | 8          | 2          | 2          | —         | 1          | —          | —          | —             |
| 2382                | Building Equipment Contractors                                     | 523   | 4 638             | 21 915         | 71                             | 36  | 23         | 7          | 4          | —         | 1          | —          | —          | —             |
| 23821               | Electrical Contractors   | 176   | 1 584             | 7 827          | 25                             | 13  | 7          | 2          | 3          | —         | —          | —          | —          | —             |
| 238210              | Electrical Contractors   | 176   | 1 584             | 7 827          | 25                             | 13  | 7          | 2          | 3          | —         | —          | —          | —          | —             |
| 23822               | Plumbing, Heating, and Air-Conditioning Contractors                | 201   | 1 725             | 7 910          | 42                             | 23  | 14         | 4          | 1          | —         | —          | —          | —          | —             |
| 238220              | Plumbing, Heating, and Air-Conditioning Contractors                | 201   | 1 725             | 7 910          | 42                             | 23  | 14         | 4          | 1          | —         | —          | —          | —          | —             |
| 23829               | Other Building Equipment Contractors                               | 146   | 1 329             | 6 178          | 4                              | —   | 2          | 1          | —          | —         | 1          | —          | —          | —             |
| 238290              | Other Building Equipment Contractors                               | 146   | 1 329             | 6 178          | 4                              | —   | 2          | 1          | —          | —         | 1          | —          | —          | —             |
| 2383                | Building Finishing Contractors                                     | 258   | 1 680             | 8 709          | 55                             | 40  | 9          | 5          | —          | 1         | —          | —          | —          | —             |
| 2389                | Other Specialty Trade Contractors                                  | 348   | 1 772             | 9 912          | 54                             | 34  | 10         | 5          | 4          | 1         | —          | —          | —          | —             |
| 23891               | Site Preparation Contractors                                       | 282   | 1 477             | 8 179          | 30                             | 15  | 6          | 4          | 4          | 1         | —          | —          | —          | —             |
| 238910              | Site Preparation Contractors                                       | 282   | 1 477             | 8 179          | 30                             | 15  | 6          | 4          | 4          | 1         | —          | —          | —          | —             |
| <b>31-33</b>        | <b>Manufacturing</b>   | <b>9 344</b>                                    | <b>79 512</b>     | <b>326 620</b> | <b>218</b>                     | <b>74</b>   | <b>33</b>  | <b>32</b>  | <b>32</b>  | <b>18</b> | <b>20</b>  | <b>7</b>   | <b>2</b>   | —             |
| 311                 | Food mfg   | 254   | 2 559             | 11 269         | 11                             | 3   | 1          | 2          | 3          | 2         | —          | —          | —          | —             |
| 321                 | Wood product mfg   | 107   | 369               | 1 528          | 4                              | 1   | 1          | —          | 1          | 1         | —          | —          | —          | —             |
| 322                 | Paper mfg  | 658   | 7 040             | 28 133         | 7                              | 1   | 1          | 2          | —          | 1         | 1          | 1          | —          | —             |
| 3222                | Converted paper product mfg  | 658   | 7 040             | 28 133         | 7                              | 1   | 1          | 2          | —          | 1         | 1          | 1          | —          | —             |
| 32221               | Paperboard container mfg   | (E)   | (D)               | (D)            | 4                              | —   | 1          | 1          | —          | 1         | 1          | —          | —          | —             |
| 32223               | Stationery product mfg   | (E)   | (D)               | (D)            | 1                              | —   | —          | —          | —          | —         | —          | 1          | —          | —             |
| 323                 | Printing & related support activities                              | 243   | 1 590             | 5 897          | 15                             | 9   | 3          | 1          | —          | 1         | 1          | —          | —          | —             |
| 3231                | Printing & related support activities                              | 243   | 1 590             | 5 897          | 15                             | 9   | 3          | 1          | —          | 1         | 1          | —          | —          | —             |
| 32311               | Printing   | 243   | 1 590             | 5 897          | 15                             | 9   | 3          | 1          | —          | 1         | 1          | —          | —          | —             |
| 325                 | Chemical mfg   | 525   | 5 377             | 19 397         | 9                              | 4   | —          | 2          | —          | 1         | 1          | 1          | —          | —             |
| 3256                | Soap, cleaners & toilet preparation mfg                            | (C)   | (D)               | (D)            | 4                              | 2   | —          | 1          | —          | 1         | —          | —          | —          | —             |
| 3259                | Other chemical product & preparation mfg                           | (E)   | (D)               | (D)            | 3                              | 1   | —          | —          | —          | —         | 1          | 1          | —          | —             |
| 32599               | All other chemical product & preparation mfg                       | (E)   | (D)               | (D)            | 3                              | 1   | —          | —          | —          | —         | 1          | 1          | —          | —             |
| 326                 | Plastics & rubber products mfg                                     | 1 315   | 9 824             | 41 075         | 14                             | 2   | 2          | 3          | 3          | —         | 2          | 1          | 1          | —             |
| 3261                | Plastics product mfg   | (E)   | (D)               | (D)            | 11                             | 2   | 1          | 3          | 3          | —         | 2          | —          | —          | —             |
| 32613               | Laminated plastics plate, sheet & shape mfg                        | (C)   | (D)               | (D)            | 2                              | 1   | —          | —          | —          | —         | 1          | —          | —          | —             |
| 32619               | Other plastics product mfg   | 245   | 1 875             | 8 199          | 7                              | 1   | 1          | 2          | 2          | —         | 1          | —          | —          | —             |
| 3262                | Rubber product mfg   | (F)   | (D)               | (D)            | 3                              | —   | 1          | —          | —          | —         | —          | 1          | 1          | —             |
| 32629               | Other rubber product mfg   | (F)   | (D)               | (D)            | 3                              | —   | 1          | —          | —          | —         | —          | 1          | 1          | —             |
| 331                 | Primary metal mfg  | 388   | 3 286             | 13 587         | 8                              | 4   | 1          | —          | —          | 1         | 2          | —          | —          | —             |
| 3312                | Steel product mfg from purchased steel                             | (C)   | (D)               | (D)            | 2                              | —   | —          | —          | —          | 1         | 1          | —          | —          | —             |
| 33121               | Iron, steel pipe & tube mfg from purchased steel                   | (C)   | (D)               | (D)            | 2                              | —   | —          | —          | —          | 1         | 1          | —          | —          | —             |
| 3315                | Foundries  | (C)   | (D)               | (D)            | 4                              | 2   | 1          | —          | —          | —         | 1          | —          | —          | —             |
| 33152               | Nonferrous metal foundries   | (C)   | (D)               | (D)            | 2                              | —   | 1          | —          | —          | —         | 1          | —          | —          | —             |

See footnotes at end of table.

**Table 6. Counties—Employees, Payroll, and Establishments by Industry: 2003—Con.**

[Excludes most government employees, railroad employees, and self-employed persons. Size class 1 to 4 includes establishments with payroll, but no employees, during mid-March pay period. (D) denotes figures withheld to avoid disclosing data for individual companies; the data are included in broader industry totals. Detailed industries with 100 or more employees are shown if industry was not a (D). For explanation of terms, abbreviations, and data reliability/comparability, see introductory text]

| NAICS code                      | Industry  | Number of employees for week including March 12 | Payroll (\$1,000) |                | Total number of establishments | Number of establishments by employment-size class |            |           |           |          |            |            |            |               |  |
|---------------------------------|---|---|-------------------|----------------|--------------------------------|---|------------|-----------|-----------|----------|------------|------------|------------|---------------|--|
|                                 |   |   | First quarter     | Annual         |                                | 1 to 4  | 5 to 9     | 10 to 19  | 20 to 49  | 50 to 99 | 100 to 249 | 250 to 499 | 500 to 999 | 1,000 or more |  |
| <b>FRANKLIN—Con.</b>            |   |   |                   |                |                                |   |            |           |           |          |            |            |            |               |  |
| <b>31-33 Manufacturing—Con.</b> |   |   |                   |                |                                |   |            |           |           |          |            |            |            |               |  |
| 332                             | Fabricated metal product mfg . . . . .                            | 1 645   | 14 517            | 60 268         | 51                             | 18  | 10         | 7         | 9         | 2        | 4          | 1          | —          | —             |  |
| 3323                            | Architectural & structural metals mfg . . . . .                   | 186   | 1 535             | 5 839          | 5                              | 2   | —          | 2         | —         | —        | 1          | —          | —          | —             |  |
| 33231                           | Plate work & fabricated structural prod mfg . . .                 | (C)   | (D)               | (D)            | 3                              | 1   | —          | 1         | —         | —        | 1          | —          | —          | —             |  |
| 3326                            | Spring & wire product mfg . . . . .                               | 175   | 1 299             | 5 615          | 5                              | 2   | —          | 1         | 1         | —        | 1          | —          | —          | —             |  |
| 33261                           | Spring & wire product mfg . . . . .                               | 175   | 1 299             | 5 615          | 5                              | 2   | —          | 1         | 1         | —        | 1          | —          | —          | —             |  |
| 3327                            | Mach shops, turn prod, screw, nut, bolt mfg . . . .               | 380   | 2 865             | 12 201         | 26                             | 9   | 7          | 4         | 5         | —        | 1          | —          | —          | —             |  |
| 33271                           | Machine shops . . . . .   | 245   | 1 827             | 8 013          | 18                             | 7   | 6          | 2         | 2         | —        | 1          | —          | —          | —             |  |
| 332710                          | Machine shops . . . . .   | 245   | 1 827             | 8 013          | 18                             | 7   | 6          | 2         | 2         | —        | 1          | —          | —          | —             |  |
| 33272                           | Turned product & screw, nut & bolt mfg . . . . .                  | 135   | 1 038             | 4 188          | 8                              | 2   | 1          | 2         | 3         | —        | —          | —          | —          | —             |  |
| 3328                            | Coating, engrave, heat treating & oth activity . . .              | (C)   | (D)               | (D)            | 7                              | 2   | 1          | —         | 3         | 1        | —          | —          | —          | —             |  |
| 33281                           | Coating, engrave, heat treating & oth activity . .                | (C)   | (D)               | (D)            | 7                              | 2   | 1          | —         | 3         | 1        | —          | —          | —          | —             |  |
| 3329                            | Other fabricated metal product mfg . . . . .                      | (F)   | (D)               | (D)            | 4                              | 1   | —          | —         | —         | 1        | 1          | 1          | —          | —             |  |
| 33291                           | Metal valve mfg . . . . .   | (F)   | (D)               | (D)            | 4                              | 1   | —          | —         | —         | 1        | 1          | 1          | —          | —             |  |
| 333                             | Machinery mfg . . . . .   | 1 673   | 12 840            | 56 328         | 27                             | 5   | 2          | 3         | 6         | 4        | 6          | 1          | —          | —             |  |
| 3332                            | Industrial machinery mfg . . . . .                                | 176   | 1 607             | 6 553          | 4                              | —   | —          | 1         | 2         | —        | 1          | —          | —          | —             |  |
| 33329                           | Other industrial machinery mfg . . . . .                          | (C)   | (D)               | (D)            | 3                              | —   | —          | 1         | 1         | —        | 1          | —          | —          | —             |  |
| 3333                            | Commercial & service industry machinery mfg . .                   | (C)   | (D)               | (D)            | 1                              | —   | —          | —         | —         | —        | 1          | —          | —          | —             |  |
| 33331                           | Commercial & service industry machinery mfg . .                   | (C)   | (D)               | (D)            | 1                              | —   | —          | —         | —         | —        | 1          | —          | —          | —             |  |
| 3334                            | HVAC & commercial refrigeration equipment mfg . .                 | (E)   | (D)               | (D)            | 2                              | —   | —          | —         | —         | —        | 2          | —          | —          | —             |  |
| 33341                           | HVAC & commercial refrigeration equipment mfg . .                 | (E)   | (D)               | (D)            | 2                              | —   | —          | —         | —         | —        | 2          | —          | —          | —             |  |
| 3335                            | Metalworking machinery mfg . . . . .                              | 416   | 4 236             | 20 973         | 13                             | 4   | 1          | 2         | 2         | 3        | 1          | —          | —          | —             |  |
| 33351                           | Metalworking machinery mfg . . . . .                              | 416   | 4 236             | 20 973         | 13                             | 4   | 1          | 2         | 2         | 3        | 1          | —          | —          | —             |  |
| 333511                          | Industrial mold mfg . . . . .                                     | 224   | 2 404             | 10 361         | 4                              | —   | 1          | —         | 1         | 1        | 1          | —          | —          | —             |  |
| 3336                            | Engine, turbine & power transmsn equip mfg . . .                  | 463   | 3 332             | 12 958         | 3                              | —   | —          | —         | 1         | 1        | —          | 1          | —          | —             |  |
| 33361                           | Engine, turbine & power transmsn equip mfg . .                    | 463   | 3 332             | 12 958         | 3                              | —   | —          | —         | 1         | 1        | —          | 1          | —          | —             |  |
| 333612                          | Speed changer, ind high-speed drive & gear mfg . . . . .          | 463   | 3 332             | 12 958         | 3                              | —   | —          | —         | 1         | 1        | —          | 1          | —          | —             |  |
| 3339                            | Other general purpose machinery mfg . . . . .                     | 152   | 1 292             | 5 965          | 4                              | 1   | 1          | —         | 1         | —        | 1          | —          | —          | —             |  |
| 33391                           | Pump & compressor mfg . . . . .                                   | (C)   | (D)               | (D)            | 1                              | —   | —          | —         | —         | —        | 1          | —          | —          | —             |  |
| 334                             | Computer & electronic product mfg . . . . .                       | (C)   | (D)               | (D)            | 3                              | 1   | 1          | —         | —         | —        | 1          | —          | —          | —             |  |
| 3342                            | Communications equipment mfg . . . . .                            | (C)   | (D)               | (D)            | 1                              | —   | —          | —         | —         | —        | 1          | —          | —          | —             |  |
| 33429                           | Other communications equipment mfg . . . . .                      | (C)   | (D)               | (D)            | 1                              | —   | —          | —         | —         | —        | 1          | —          | —          | —             |  |
| 335                             | Electrical equip, appliance & component mfg . . . .               | 344   | 2 458             | 10 716         | 3                              | —   | —          | —         | 2         | —        | —          | 1          | —          | —             |  |
| 3353                            | Electrical equipment mfg . . . . .                                | 344   | 2 458             | 10 716         | 3                              | —   | —          | —         | 2         | —        | —          | 1          | —          | —             |  |
| 33531                           | Electrical equipment mfg . . . . .                                | 344   | 2 458             | 10 716         | 3                              | —   | —          | —         | 2         | —        | —          | 1          | —          | —             |  |
| 336                             | Transportation equipment mfg . . . . .                            | 996   | 11 086            | 43 059         | 13                             | 4   | 2          | 1         | 1         | 2        | 2          | —          | 1          | —             |  |
| 3363                            | Motor vehicle parts mfg . . . . .                                 | 761   | 7 801             | 34 526         | 6                              | 2   | —          | —         | 1         | 1        | 1          | —          | 1          | —             |  |
| 33635                           | MV transmission & power train parts mfg . . . .                   | (C)   | (D)               | (D)            | 1                              | —   | —          | —         | —         | —        | 1          | —          | —          | —             |  |
| 33636                           | Motor vehicle seating & interior trim mfg . . . . .               | (F)   | (D)               | (D)            | 1                              | —   | —          | —         | —         | —        | —          | —          | 1          | —             |  |
| 3364                            | Aerospace product & parts mfg . . . . .                           | (C)   | (D)               | (D)            | 1                              | —   | —          | —         | —         | —        | 1          | —          | —          | —             |  |
| 33641                           | Aerospace product & parts mfg . . . . .                           | (C)   | (D)               | (D)            | 1                              | —   | —          | —         | —         | —        | 1          | —          | —          | —             |  |
| 337                             | Furniture & related product mfg . . . . .                         | 251   | 2 392             | 9 206          | 16                             | 6   | 4          | 3         | 1         | 2        | —          | —          | —          | —             |  |
| 3372                            | Office furniture (including fixtures) mfg . . . . .               | 166   | 1 682             | 6 288          | 7                              | 1   | 2          | 2         | 1         | 1        | —          | —          | —          | —             |  |
| 33721                           | Office furniture (including fixtures) mfg . . . . .               | 166   | 1 682             | 6 288          | 7                              | 1   | 2          | 2         | 1         | 1        | —          | —          | —          | —             |  |
| 339                             | Miscellaneous mfg . . . . .                                       | 626   | 3 867             | 16 496         | 20                             | 10  | 2          | 3         | 3         | 1        | —          | 1          | —          | —             |  |
| 3399                            | Other miscellaneous mfg . . . . .                                 | (F)   | (D)               | (D)            | 17                             | 8   | 2          | 2         | 3         | 1        | —          | 1          | —          | —             |  |
| 33995                           | Sign mfg . . . . .  | (E)   | (D)               | (D)            | 8                              | 6   | —          | —         | 1         | —        | —          | 1          | —          | —             |  |
| 33999                           | All other misc mfg . . . . .                                      | 108   | 557               | 2 292          | 6                              | 1   | 1          | 2         | 2         | —        | —          | —          | —          | —             |  |
| <b>42</b>                       | <b>Wholesale trade . . . . .</b>                                  | <b>827</b>                                      | <b>6 939</b>      | <b>30 129</b>  | <b>118</b>                     | <b>74</b>   | <b>20</b>  | <b>12</b> | <b>9</b>  | <b>3</b> | —          | —          | —          | —             |  |
| 423                             | Merchant Wholesalers, Durable Goods . . . . .                     | 488   | 3 952             | 17 487         | 71                             | 42  | 14         | 8         | 6         | 1        | —          | —          | —          | —             |  |
| 4238                            | Machinery, Equipment, and Supplies Merchant Wholesalers . . . . . | 126   | 1 026             | 4 193          | 20                             | 11  | 4          | 4         | 1         | —        | —          | —          | —          | —             |  |
| 424                             | Merchant Wholesalers, Nondurable Goods . . . . .                  | 326   | 2 808             | 11 826         | 36                             | 22  | 5          | 4         | 3         | 2        | —          | —          | —          | —             |  |
| 4244                            | Grocery and Related Product Wholesalers . . . . .                 | 154   | 1 334             | 6 110          | 9                              | 6   | —          | 1         | —         | 2        | —          | —          | —          | —             |  |
| <b>44-45</b>                    | <b>Retail trade . . . . .</b>                                     | <b>5 370</b>                                    | <b>24 792</b>     | <b>106 040</b> | <b>417</b>                     | <b>176</b>  | <b>109</b> | <b>72</b> | <b>45</b> | <b>8</b> | <b>4</b>   | <b>3</b>   | —          | —             |  |
| 441                             | Motor vehicle & parts dealers . . . . .                           | 781   | 5 300             | 23 830         | 62                             | 30  | 7          | 13        | 9         | 3        | —          | —          | —          | —             |  |
| 4411                            | Automobile dealers . . . . .                                      | 548   | 4 055             | 17 911         | 28                             | 12  | 2          | 3         | 8         | 3        | —          | —          | —          | —             |  |
| 44111                           | New car dealers . . . . .   | 478   | 3 590             | 15 916         | 13                             | 1   | —          | 1         | 8         | 3        | —          | —          | —          | —             |  |
| 441110                          | New car dealers . . . . .   | 478   | 3 590             | 15 916         | 13                             | 1   | —          | 1         | 8         | 3        | —          | —          | —          | —             |  |
| 4413                            | Automotive parts, accessories & tire stores . . . .               | 146   | 670               | 2 756          | 25                             | 14  | 5          | 6         | —         | —        | —          | —          | —          | —             |  |
| 44131                           | Automotive parts, accessories & tire stores . . .                 | 100   | 435               | 1 669          | 19                             | 11  | 4          | 4         | —         | —        | —          | —          | —          | —             |  |
| 441310                          | Automotive parts, accessories & tire stores . .                   | 100   | 435               | 1 669          | 19                             | 11  | 4          | 4         | —         | —        | —          | —          | —          | —             |  |
| 442                             | Furniture & home furnishing stores . . . . .                      | 175   | 826               | 3 908          | 24                             | 10  | 8          | 5         | 1         | —        | —          | —          | —          | —             |  |
| 4421                            | Furniture stores . . . . .  | 100   | 506               | 2 481          | 9                              | 3   | 1          | 4         | 1         | —        | —          | —          | —          | —             |  |
| 44211                           | Furniture stores . . . . .  | 100   | 506               | 2 481          | 9                              | 3   | 1          | 4         | 1         | —        | —          | —          | —          | —             |  |
| 442110                          | Furniture stores . . . . .  | 100   | 506               | 2 481          | 9                              | 3   | 1          | 4         | 1         | —        | —          | —          | —          | —             |  |

See footnotes at end of table.

**Table 6. Counties—Employees, Payroll, and Establishments by Industry: 2003—Con.**

[Excludes most government employees, railroad employees, and self-employed persons. Size class 1 to 4 includes establishments with payroll, but no employees, during mid-March pay period. (D) denotes figures withheld to avoid disclosing data for individual companies; the data are included in broader industry totals. Detailed industries with 100 or more employees are shown if industry was not a (D). For explanation of terms, abbreviations, and data reliability/comparability, see introductory text]

| NAICS code  | Industry   | Number of employees for week including March 12 | Payroll (\$1,000) |        | Total number of establishments | Number of establishments by employment-size class |        |          |          |          |            |            |            |               |               |            |           |           |           |          |          |          |   |   |
|---|--|---|-------------------|--------|--------------------------------|---|--------|----------|----------|----------|------------|------------|------------|---------------|---------------|------------|-----------|-----------|-----------|----------|----------|----------|---|---|
|   |  |   | First quarter     | Annual |                                | 1 to 4  | 5 to 9 | 10 to 19 | 20 to 49 | 50 to 99 | 100 to 249 | 250 to 499 | 500 to 999 | 1,000 or more |               |            |           |           |           |          |          |          |   |   |
| <b>FRANKLIN—Con.</b>                                    |  |   |                   |        |                                |   |        |          |          |          |            |            |            |               |               |            |           |           |           |          |          |          |   |   |
| <b>44-45 Retail trade—Con.</b>                          |  |   |                   |        |                                |   |        |          |          |          |            |            |            |               |               |            |           |           |           |          |          |          |   |   |
| 444   | Bldg material & garden equip & supp dealers . . . .                                | 775   | 3 963             | 17 364 | 58                             | 20  | 17     | 12       | 6        | 2        | 1          | —          | —          | —             |               |            |           |           |           |          |          |          |   |   |
| 4441  | Building material & supplies dealers . . . . .                                     | 521   | 2 987             | 12 888 | 38                             | 13  | 11     | 7        | 6        | —        | 1          | —          | —          | —             |               |            |           |           |           |          |          |          |   |   |
| 44411   | Home centers . . . . .   | 193   | 1 072             | 4 540  | 5                              | —   | 3      | 1        | —        | —        | 1          | —          | —          | —             |               |            |           |           |           |          |          |          |   |   |
| 444110  | Home centers . . . . .   | 193   | 1 072             | 4 540  | 5                              | —   | 3      | 1        | —        | —        | 1          | —          | —          | —             |               |            |           |           |           |          |          |          |   |   |
| 44413   | Hardware stores . . . . .  | 137   | 494               | 2 237  | 13                             | 6   | 2      | 2        | 3        | —        | —          | —          | —          | —             |               |            |           |           |           |          |          |          |   |   |
| 444130  | Hardware stores . . . . .  | 137   | 494               | 2 237  | 13                             | 6   | 2      | 2        | 3        | —        | —          | —          | —          | —             |               |            |           |           |           |          |          |          |   |   |
| 44419   | Other building material dealers . . . . .  | 184   | 1 373             | 5 920  | 17                             | 4   | 6      | 4        | 3        | —        | —          | —          | —          | —             |               |            |           |           |           |          |          |          |   |   |
| 444190  | Other building material dealers . . . . .  | 184   | 1 373             | 5 920  | 17                             | 4   | 6      | 4        | 3        | —        | —          | —          | —          | —             |               |            |           |           |           |          |          |          |   |   |
| 4442  | Lawn & garden equip & supplies stores . . . . .                                    | 254   | 976               | 4 476  | 20                             | 7   | 6      | 5        | —        | 2        | —          | —          | —          | —             |               |            |           |           |           |          |          |          |   |   |
| 44422   | Nursery & garden centers . . . . .   | 231   | 858               | 3 855  | 15                             | 5   | 3      | 5        | —        | 2        | —          | —          | —          | —             |               |            |           |           |           |          |          |          |   |   |
| 444220  | Nursery & garden centers . . . . .   | 231   | 858               | 3 855  | 15                             | 5   | 3      | 5        | —        | 2        | —          | —          | —          | —             |               |            |           |           |           |          |          |          |   |   |
| 445   | Food & beverage stores . . . . .   | 698   | 2 517             | 9 910  | 40                             | 14  | 5      | 6        | 13       | 1        | 1          | —          | —          | —             |               |            |           |           |           |          |          |          |   |   |
| 4451  | Grocery stores . . . . .   | (F)   | (D)               | (D)    | 28                             | 6   | 3      | 5        | 12       | 1        | 1          | —          | —          | —             |               |            |           |           |           |          |          |          |   |   |
| 44511   | Grocery (except convenience) stores . . . . .                                      | 572   | 2 203             | 8 509  | 25                             | 5   | 2      | 5        | 11       | 1        | 1          | —          | —          | —             |               |            |           |           |           |          |          |          |   |   |
| 445110  | Grocery (except convenience) stores . . . . .                                      | 572   | 2 203             | 8 509  | 25                             | 5   | 2      | 5        | 11       | 1        | 1          | —          | —          | —             |               |            |           |           |           |          |          |          |   |   |
| 446   | Health & personal care stores . . . . .  | 212   | 1 214             | 5 412  | 25                             | 13  | 5      | 3        | 4        | —        | —          | —          | —          | —             |               |            |           |           |           |          |          |          |   |   |
| 4461  | Health & personal care stores . . . . .  | 212   | 1 214             | 5 412  | 25                             | 13  | 5      | 3        | 4        | —        | —          | —          | —          | —             |               |            |           |           |           |          |          |          |   |   |
| 44611   | Pharmacies & drug stores . . . . .   | 182   | 1 089             | 4 809  | 14                             | 3   | 4      | 3        | 4        | —        | —          | —          | —          | —             |               |            |           |           |           |          |          |          |   |   |
| 446110  | Pharmacies & drug stores . . . . .   | 182   | 1 089             | 4 809  | 14                             | 3   | 4      | 3        | 4        | —        | —          | —          | —          | —             |               |            |           |           |           |          |          |          |   |   |
| 447   | Gasoline stations . . . . .  | 831   | 3 054             | 13 188 | 62                             | 9   | 23     | 22       | 6        | 1        | 1          | —          | —          | —             |               |            |           |           |           |          |          |          |   |   |
| 4471  | Gasoline stations . . . . .  | 831   | 3 054             | 13 188 | 62                             | 9   | 23     | 22       | 6        | 1        | 1          | —          | —          | —             |               |            |           |           |           |          |          |          |   |   |
| 44711   | Gasoline stations with convenience stores . . . . .                                | 557   | 1 907             | 7 731  | 49                             | 5   | 19     | 19       | 6        | —        | —          | —          | —          | —             |               |            |           |           |           |          |          |          |   |   |
| 447110  | Gasoline stations with convenience stores . . . . .                                | 557   | 1 907             | 7 731  | 49                             | 5   | 19     | 19       | 6        | —        | —          | —          | —          | —             |               |            |           |           |           |          |          |          |   |   |
| 44719   | Other gasoline stations . . . . .  | 274   | 1 147             | 5 457  | 13                             | 4   | 4      | 3        | —        | 1        | 1          | —          | —          | —             |               |            |           |           |           |          |          |          |   |   |
| 447190  | Other gasoline stations . . . . .  | 274   | 1 147             | 5 457  | 13                             | 4   | 4      | 3        | —        | 1        | 1          | —          | —          | —             |               |            |           |           |           |          |          |          |   |   |
| 448   | Clothing & clothing accessories stores . . . . .                                   | 224   | 649               | 2 703  | 17                             | 5   | 8      | 2        | 1        | —        | 1          | —          | —          | —             |               |            |           |           |           |          |          |          |   |   |
| 4481  | Clothing stores . . . . .  | 164   | 433               | 1 731  | 9                              | 1   | 6      | 1        | —        | 1        | —          | —          | —          | —             |               |            |           |           |           |          |          |          |   |   |
| 44814   | Family clothing stores . . . . .   | (C)   | (D)               | (D)    | 3                              | —   | 2      | —        | —        | —        | 1          | —          | —          | —             |               |            |           |           |           |          |          |          |   |   |
| 452   | General merchandise stores . . . . .   | (G)   | (D)               | (D)    | 16                             | 1   | 9      | 2        | 1        | —        | —          | —          | 3          | —             |               |            |           |           |           |          |          |          |   |   |
| 4529  | Other general merchandise stores . . . . .   | (G)   | (D)               | (D)    | 16                             | 1   | 9      | 2        | 1        | —        | —          | —          | 3          | —             |               |            |           |           |           |          |          |          |   |   |
| 45291   | Warehouse clubs & superstores . . . . .  | (G)   | (D)               | (D)    | 3                              | —   | —      | —        | —        | —        | —          | —          | 3          | —             |               |            |           |           |           |          |          |          |   |   |
| 45299   | All other general merchandise stores . . . . .                                     | 112   | 288               | 1 221  | 13                             | 1   | 9      | 2        | 1        | —        | —          | —          | —          | —             |               |            |           |           |           |          |          |          |   |   |
| 452990  | All other general merchandise stores . . . . .                                     | 112   | 288               | 1 221  | 13                             | 1   | 9      | 2        | 1        | —        | —          | —          | —          | —             |               |            |           |           |           |          |          |          |   |   |
| 453   | Miscellaneous store retailers . . . . .  | 262   | 650               | 3 205  | 54                             | 36  | 14     | 1        | 2        | 1        | —          | —          | —          | —             |               |            |           |           |           |          |          |          |   |   |
| 4532  | Office supplies, stationery & gift stores . . . . .                                | 161   | 269               | 1 429  | 19                             | 10  | 6      | —        | 2        | 1        | —          | —          | —          | —             |               |            |           |           |           |          |          |          |   |   |
| 45322   | Gift, novelty & souvenir stores . . . . .  | 129   | 170               | 1 028  | 15                             | 8   | 5      | —        | 1        | 1        | —          | —          | —          | —             |               |            |           |           |           |          |          |          |   |   |
| 453220  | Gift, novelty & souvenir stores . . . . .  | 129   | 170               | 1 028  | 15                             | 8   | 5      | —        | 1        | 1        | —          | —          | —          | —             |               |            |           |           |           |          |          |          |   |   |
| 454   | Nonstore retailers . . . . .   | 149   | 945               | 4 038  | 24                             | 11  | 7      | 5        | 1        | —        | —          | —          | —          | —             |               |            |           |           |           |          |          |          |   |   |
| 4543  | Direct selling establishments . . . . .  | (C)   | (D)               | (D)    | 17                             | 8   | 5      | 3        | 1        | —        | —          | —          | —          | —             |               |            |           |           |           |          |          |          |   |   |
| <b>48-49 Transportation &amp; warehousing . . . . .</b> |  |   |                   |        |                                |   |        |          |          |          |            |            | <b>651</b> | <b>4 069</b>  | <b>17 812</b> | <b>78</b>  | <b>52</b> | <b>9</b>  | <b>8</b>  | <b>6</b> | <b>2</b> | <b>1</b> | — | — |
| 484   | Truck transportation . . . . .   | 326   | 2 243             | 10 273 | 59                             | 44  | 6      | 4        | 4        | 1        | —          | —          | —          | —             |               |            |           |           |           |          |          |          |   |   |
| 4841  | General freight trucking . . . . .   | 191   | 1 470             | 5 933  | 24                             | 17  | 1      | 3        | 2        | 1        | —          | —          | —          | —             |               |            |           |           |           |          |          |          |   |   |
| 48412   | General freight trucking, long-distance . . . . .                                  | (C)   | (D)               | (D)    | 18                             | 13  | 1      | 2        | 1        | 1        | —          | —          | —          | —             |               |            |           |           |           |          |          |          |   |   |
| 4842  | Specialized freight trucking . . . . .   | 135   | 773               | 4 340  | 35                             | 27  | 5      | 1        | 2        | —        | —          | —          | —          | —             |               |            |           |           |           |          |          |          |   |   |
| 48422   | Specialized freight (exc used) trucking, local . . . . .                           | 101   | 522               | 3 150  | 27                             | 21  | 4      | 1        | 1        | —        | —          | —          | —          | —             |               |            |           |           |           |          |          |          |   |   |
| 484220  | Specialized freight (exc used) trucking, local . . . . .                           | 101   | 522               | 3 150  | 27                             | 21  | 4      | 1        | 1        | —        | —          | —          | —          | —             |               |            |           |           |           |          |          |          |   |   |
| 485   | Transit & ground passenger transportation . . . . .                                | 151   | 429               | 1 658  | 5                              | 2   | —      | 2        | —        | —        | 1          | —          | —          | —             |               |            |           |           |           |          |          |          |   |   |
| 4854  | School & employee bus transportation . . . . .                                     | (C)   | (D)               | (D)    | 1                              | —   | —      | —        | —        | —        | 1          | —          | —          | —             |               |            |           |           |           |          |          |          |   |   |
| 48541   | School & employee bus transportation . . . . .                                     | (C)   | (D)               | (D)    | 1                              | —   | —      | —        | —        | —        | 1          | —          | —          | —             |               |            |           |           |           |          |          |          |   |   |
| <b>51 Information . . . . .</b>                         |  |   |                   |        |                                |   |        |          |          |          |            |            | <b>693</b> | <b>4 853</b>  | <b>20 933</b> | <b>29</b>  | <b>12</b> | <b>5</b>  | <b>5</b>  | <b>3</b> | <b>1</b> | <b>3</b> | — | — |
| 511   | Publishing industries . . . . .  | 146   | 843               | 3 552  | 5                              | 1   | 1      | 2        | —        | —        | 1          | —          | —          | —             |               |            |           |           |           |          |          |          |   |   |
| 5111  | Newspaper, periodical, book, database publishers . . . . .                         | 146   | 843               | 3 552  | 5                              | 1   | 1      | 2        | —        | —        | 1          | —          | —          | —             |               |            |           |           |           |          |          |          |   |   |
| 51111   | Newspaper publishers . . . . .   | (C)   | (D)               | (D)    | 4                              | —   | 1      | 2        | —        | —        | 1          | —          | —          | —             |               |            |           |           |           |          |          |          |   |   |
| 512   | Motion picture & sound recording industries . . . . .                              | (C)   | (D)               | (D)    | 4                              | 1   | —      | 1        | 1        | 1        | —          | —          | —          | —             |               |            |           |           |           |          |          |          |   |   |
| 517   | Telecommunications . . . . .   | 270   | 2 528             | 11 041 | 14                             | 9   | 1      | 1        | 2        | —        | 1          | —          | —          | —             |               |            |           |           |           |          |          |          |   |   |
| 5171  | Wired Telecommunications Carriers . . . . .  | (C)   | (D)               | (D)    | 10                             | 8   | —      | —        | 1        | —        | 1          | —          | —          | —             |               |            |           |           |           |          |          |          |   |   |
| 51711   | Wired Telecommunications Carriers . . . . .  | (C)   | (D)               | (D)    | 10                             | 8   | —      | —        | 1        | —        | 1          | —          | —          | —             |               |            |           |           |           |          |          |          |   |   |
| 518   | Internet Service Providers, Web Search Portals, and Data Processing Serv . . . . . | (C)   | (D)               | (D)    | 4                              | —   | 3      | —        | —        | —        | 1          | —          | —          | —             |               |            |           |           |           |          |          |          |   |   |
| 5182  | Data Processing, Hosting, and Related Services . . . . .                           | 132   | 893               | 3 659  | 3                              | —   | 2      | —        | —        | —        | 1          | —          | —          | —             |               |            |           |           |           |          |          |          |   |   |
| 51821   | Data Processing, Hosting, and Related Services . . . . .                           | 132   | 893               | 3 659  | 3                              | —   | 2      | —        | —        | —        | 1          | —          | —          | —             |               |            |           |           |           |          |          |          |   |   |
| 518210  | Data Processing, Hosting, and Related Services . . . . .                           | 132   | 893               | 3 659  | 3                              | —   | 2      | —        | —        | —        | 1          | —          | —          | —             |               |            |           |           |           |          |          |          |   |   |
| <b>52 Finance &amp; insurance . . . . .</b>             |  |   |                   |        |                                |   |        |          |          |          |            |            | <b>915</b> | <b>6 884</b>  | <b>31 755</b> | <b>139</b> | <b>86</b> | <b>21</b> | <b>23</b> | <b>7</b> | <b>2</b> | —        | — |   |
| 522   | Credit intermediation & related activities . . . . .                               | 666   | 4 788             | 22 451 | 56                             | 18  | 11     | 19       | 6        | 2        | —          | —          | —          | —             |               |            |           |           |           |          |          |          |   |   |
| 5221  | Depository credit intermediation . . . . .   | (F)   | (D)               | (D)    | 37                             | 2   | 8      | 19       | 6        | 2        | —          | —          | —          | —             |               |            |           |           |           |          |          |          |   |   |
| 52211   | Commercial banking . . . . .   | 609   | 4 384             | 19 976 | 35                             | 2   | 6      | 19       | 6        | 2        | —          | —          | —          | —             |               |            |           |           |           |          |          |          |   |   |
| 522110  | Commercial banking . . . . .   | 609   | 4 384             | 19 976 | 35                             | 2   | 6      | 19       | 6        | 2        | —          | —          | —          | —             |               |            |           |           |           |          |          |          |   |   |
| 524   | Insurance carriers & related activities . . . . .                                  | (C)   | (D)               | (D)    | 60                             | 46  | 10     | 3        | 1        | —        | —          | —          | —          | —             |               |            |           |           |           |          |          |          |   |   |
| 5242  | Agencies & other insurance related activities . . . . .                            | (C)   | (D)               | (D)    | 53                             | 41  | 9      | 2        | 1        | —        | —          | —          | —          | —             |               |            |           |           |           |          |          |          |   |   |
| 52421   | Insurance agencies & brokerages . . . . .  | 173   | 1 076             | 5 028  | 51                             | 39  | 9      | 2        | 1        | —        | —          | —          | —          | —             |               |            |           |           |           |          |          |          |   |   |
| 524210  | Insurance agencies & brokerages . . . . .  | 173   | 1 076             | 5 028  | 51                             | 39  | 9      | 2        | 1        | —        | —          | —          | —          | —             |               |            |           |           |           |          |          |          |   |   |

See footnotes at end of table.

**Table 6. Counties—Employees, Payroll, and Establishments by Industry: 2003—Con.**

[Excludes most government employees, railroad employees, and self-employed persons. Size class 1 to 4 includes establishments with payroll, but no employees, during mid-March pay period. (D) denotes figures withheld to avoid disclosing data for individual companies; the data are included in broader industry totals. Detailed industries with 100 or more employees are shown if industry was not a (D). For explanation of terms, abbreviations, and data reliability/comparability, see introductory text]

| NAICS code           | Industry   | Number of employees for week including March 12 | Payroll (\$1,000) |               | Total number of establishments | Number of establishments by employment-size class |           |           |           |           |            |            |            |               |
|----------------------|--|---|-------------------|---------------|--------------------------------|---|-----------|-----------|-----------|-----------|------------|------------|------------|---------------|
|                      |  |   | First quarter     | Annual        |                                | 1 to 4  | 5 to 9    | 10 to 19  | 20 to 49  | 50 to 99  | 100 to 249 | 250 to 499 | 500 to 999 | 1,000 or more |
| <b>FRANKLIN—Con.</b> |  |   |                   |               |                                |   |           |           |           |           |            |            |            |               |
| <b>53</b>            | <b>Real estate &amp; rental &amp; leasing</b>            | <b>301</b>                                      | <b>1 464</b>      | <b>5 865</b>  | <b>79</b>                      | <b>60</b>   | <b>11</b> | <b>7</b>  | <b>1</b>  | —         | —          | —          | —          | —             |
| 531                  | Real estate  | 158   | 735               | 2 868         | 56                             | 49  | 4         | 2         | 1         | —         | —          | —          | —          | —             |
| 532                  | Rental & leasing services                                | 143   | 729               | 2 997         | 23                             | 11  | 7         | 5         | —         | —         | —          | —          | —          | —             |
| 5322                 | Consumer goods rental                                    | 101   | 359               | 1 463         | 14                             | 6   | 4         | 4         | —         | —         | —          | —          | —          | —             |
| <b>54</b>            | <b>Professional, scientific &amp; technical services</b> | <b>936</b>                                      | <b>6 042</b>      | <b>26 655</b> | <b>180</b>                     | <b>116</b>  | <b>34</b> | <b>23</b> | <b>7</b>  | —         | —          | —          | —          | —             |
| 541                  | Professional, scientific & technical services            | 936   | 6 042             | 26 655        | 180                            | 116   | 34        | 23        | 7         | —         | —          | —          | —          | —             |
| 5411                 | Legal services   | 146   | 973               | 4 883         | 30                             | 20  | 5         | 5         | —         | —         | —          | —          | —          | —             |
| 54111                | Offices of lawyers                                       | (C)   | (D)               | (D)           | 28                             | 20  | 5         | 3         | —         | —         | —          | —          | —          | —             |
| 5412                 | Accounting, tax prep, bookkeep, payroll services         | 251   | 1 332             | 5 179         | 38                             | 20  | 7         | 9         | 2         | —         | —          | —          | —          | —             |
| 54121                | Accounting, tax prep, bookkeep, payroll services         | 251   | 1 332             | 5 179         | 38                             | 20  | 7         | 9         | 2         | —         | —          | —          | —          | —             |
| 541211               | Offices of certified public accountants                  | 130   | 714               | 2 768         | 18                             | 10  | 3         | 3         | 2         | —         | —          | —          | —          | —             |
| 5413                 | Architectural, engineering & related services            | 196   | 1 689             | 7 675         | 38                             | 25  | 5         | 7         | 1         | —         | —          | —          | —          | —             |
| 54133                | Engineering services                                     | 104   | 862               | 4 033         | 16                             | 9   | 3         | 3         | 1         | —         | —          | —          | —          | —             |
| 541330               | Engineering services                                     | 104   | 862               | 4 033         | 16                             | 9   | 3         | 3         | 1         | —         | —          | —          | —          | —             |
| 5419                 | Oth professional, scientific, technical services         | 152   | 637               | 2 833         | 24                             | 13  | 7         | 2         | 2         | —         | —          | —          | —          | —             |
| 54194                | Veterinary services                                      | 115   | 497               | 2 311         | 16                             | 7   | 6         | 2         | 1         | —         | —          | —          | —          | —             |
| 541940               | Veterinary services                                      | 115   | 497               | 2 311         | 16                             | 7   | 6         | 2         | 1         | —         | —          | —          | —          | —             |
| <b>55</b>            | <b>Management of companies &amp; enterprises</b>         | <b>(B)</b>                                      | <b>(D)</b>        | <b>(D)</b>    | <b>7</b>                       | <b>2</b>  | <b>1</b>  | <b>1</b>  | <b>3</b>  | —         | —          | —          | —          | —             |
| <b>56</b>            | <b>Admin, support, waste mgt, remediation services</b>   | <b>660</b>                                      | <b>2 910</b>      | <b>13 820</b> | <b>116</b>                     | <b>89</b>   | <b>16</b> | <b>6</b>  | <b>3</b>  | —         | <b>2</b>   | —          | —          | —             |
| 561                  | Administrative & support services                        | 587   | 2 297             | 11 574        | 105                            | 84  | 13        | 3         | 3         | —         | 2          | —          | —          | —             |
| 5613                 | Employment services                                      | 267   | 849               | 4 461         | 8                              | 5   | —         | 1         | —         | —         | 2          | —          | —          | —             |
| 56132                | Temporary help services                                  | (E)   | (D)               | (D)           | 5                              | 2   | —         | 1         | —         | —         | 2          | —          | —          | —             |
| 5617                 | Services to buildings & dwellings                        | 149   | 486               | 2 749         | 69                             | 58  | 10        | 1         | —         | —         | —          | —          | —          | —             |
| <b>61</b>            | <b>Educational services</b>                              | <b>410</b>                                      | <b>1 402</b>      | <b>5 665</b>  | <b>20</b>                      | <b>9</b>  | —         | <b>4</b>  | <b>4</b>  | <b>3</b>  | —          | —          | —          | —             |
| 611                  | Educational services                                     | 410   | 1 402             | 5 665         | 20                             | 9   | —         | 4         | 4         | 3         | —          | —          | —          | —             |
| 6111                 | Elementary & secondary schools                           | 370   | 1 307             | 5 255         | 10                             | 1   | —         | 2         | 4         | 3         | —          | —          | —          | —             |
| 61111                | Elementary & secondary schools                           | 370   | 1 307             | 5 255         | 10                             | 1   | —         | 2         | 4         | 3         | —          | —          | —          | —             |
| 611110               | Elementary & secondary schools                           | 370   | 1 307             | 5 255         | 10                             | 1   | —         | 2         | 4         | 3         | —          | —          | —          | —             |
| <b>62</b>            | <b>Health care and social assistance</b>                 | <b>3 605</b>                                    | <b>22 107</b>     | <b>90 310</b> | <b>202</b>                     | <b>95</b>   | <b>44</b> | <b>28</b> | <b>21</b> | <b>8</b>  | <b>4</b>   | <b>1</b>   | <b>1</b>   | —             |
| 621                  | Ambulatory health care services                          | 1 252   | 8 069             | 35 090        | 147                            | 75  | 35        | 17        | 18        | 2         | —          | —          | —          | —             |
| 6211                 | Offices of physicians                                    | 440   | 3 517             | 15 056        | 48                             | 21  | 12        | 8         | 7         | —         | —          | —          | —          | —             |
| 62111                | Offices of physicians                                    | 440   | 3 517             | 15 056        | 48                             | 21  | 12        | 8         | 7         | —         | —          | —          | —          | —             |
| 6212                 | Offices of dentists                                      | 249   | 1 796             | 8 431         | 37                             | 21  | 8         | 4         | 4         | —         | —          | —          | —          | —             |
| 62121                | Offices of dentists                                      | 249   | 1 796             | 8 431         | 37                             | 21  | 8         | 4         | 4         | —         | —          | —          | —          | —             |
| 621210               | Offices of dentists                                      | 249   | 1 796             | 8 431         | 37                             | 21  | 8         | 4         | 4         | —         | —          | —          | —          | —             |
| 6213                 | Offices of other health practitioners                    | 158   | 934               | 3 972         | 37                             | 23  | 11        | 2         | 1         | —         | —          | —          | —          | —             |
| 6216                 | Home health care services                                | 285   | 979               | 4 218         | 15                             | 9   | —         | —         | 4         | 2         | —          | —          | —          | —             |
| 62161                | Home health care services                                | 285   | 979               | 4 218         | 15                             | 9   | —         | —         | 4         | 2         | —          | —          | —          | —             |
| 621610               | Home health care services                                | 285   | 979               | 4 218         | 15                             | 9   | —         | —         | 4         | 2         | —          | —          | —          | —             |
| 622                  | Hospitals  | (G)   | (D)               | (D)           | 2                              | —   | —         | —         | —         | —         | —          | 1          | 1          | —             |
| 6221                 | General medical & surgical hospitals                     | (G)   | (D)               | (D)           | 2                              | —   | —         | —         | —         | —         | —          | 1          | 1          | —             |
| 62211                | General medical & surgical hospitals                     | (G)   | (D)               | (D)           | 2                              | —   | —         | —         | —         | —         | —          | 1          | 1          | —             |
| 623                  | Nursing & residential care facilities                    | 943   | 4 062             | 16 516        | 22                             | 5   | 2         | 5         | 1         | 5         | 4          | —          | —          | —             |
| 6231                 | Nursing care facilities                                  | 821   | 3 635             | 14 862        | 9                              | —   | —         | —         | —         | 5         | 4          | —          | —          | —             |
| 62311                | Nursing care facilities                                  | 821   | 3 635             | 14 862        | 9                              | —   | —         | —         | —         | 5         | 4          | —          | —          | —             |
| 623110               | Nursing care facilities                                  | 821   | 3 635             | 14 862        | 9                              | —   | —         | —         | —         | 5         | 4          | —          | —          | —             |
| 624                  | Social assistance  | (E)   | (D)               | (D)           | 31                             | 15  | 7         | 6         | 2         | 1         | —          | —          | —          | —             |
| 6244                 | Child day care services                                  | 149   | 386               | 1 632         | 19                             | 8   | 5         | 4         | 2         | —         | —          | —          | —          | —             |
| 62441                | Child day care services                                  | 149   | 386               | 1 632         | 19                             | 8   | 5         | 4         | 2         | —         | —          | —          | —          | —             |
| 624410               | Child day care services                                  | 149   | 386               | 1 632         | 19                             | 8   | 5         | 4         | 2         | —         | —          | —          | —          | —             |
| <b>71</b>            | <b>Arts, entertainment &amp; recreation</b>              | <b>401</b>                                      | <b>1 619</b>      | <b>8 197</b>  | <b>36</b>                      | <b>17</b>   | <b>9</b>  | <b>7</b>  | <b>2</b>  | —         | <b>1</b>   | —          | —          | —             |
| 713                  | Amusement, gambling & recreation industries              | (E)   | (D)               | (D)           | 27                             | 10  | 9         | 6         | 1         | —         | 1          | —          | —          | —             |
| 7139                 | Other amusement & recreation industries                  | (E)   | (D)               | (D)           | 27                             | 10  | 9         | 6         | 1         | —         | 1          | —          | —          | —             |
| 71391                | Golf courses & country clubs                             | 198   | 1 026             | 5 278         | 6                              | —   | 2         | 3         | —         | —         | 1          | —          | —          | —             |
| 713910               | Golf courses & country clubs                             | 198   | 1 026             | 5 278         | 6                              | —   | 2         | 3         | —         | —         | 1          | —          | —          | —             |
| <b>72</b>            | <b>Accommodation &amp; food services</b>                 | <b>2 873</b>                                    | <b>6 251</b>      | <b>27 711</b> | <b>177</b>                     | <b>63</b>   | <b>28</b> | <b>32</b> | <b>42</b> | <b>10</b> | <b>2</b>   | —          | —          | —             |
| 721                  | Accommodation  | 159   | 385               | 2 087         | 28                             | 17  | 3         | 6         | 2         | —         | —          | —          | —          | —             |
| 7211                 | Traveler accommodation                                   | (C)   | (D)               | (D)           | 20                             | 9   | 3         | 6         | 2         | —         | —          | —          | —          | —             |
| 72111                | Hotels (exc casino hotels) & motels                      | 147   | 364               | 1 855         | 19                             | 8   | 3         | 6         | 2         | —         | —          | —          | —          | —             |
| 721110               | Hotels (exc casino hotels) & motels                      | 147   | 364               | 1 855         | 19                             | 8   | 3         | 6         | 2         | —         | —          | —          | —          | —             |
| 722                  | Food services & drinking places                          | 2 714   | 5 866             | 25 624        | 149                            | 46  | 25        | 26        | 40        | 10        | 2          | —          | —          | —             |
| 7221                 | Full-service restaurants                                 | 1 065   | 2 272             | 9 018         | 58                             | 19  | 8         | 12        | 14        | 4         | 1          | —          | —          | —             |
| 72211                | Full-service restaurants                                 | 1 065   | 2 272             | 9 018         | 58                             | 19  | 8         | 12        | 14        | 4         | 1          | —          | —          | —             |
| 722110               | Full-service restaurants                                 | 1 065   | 2 272             | 9 018         | 58                             | 19  | 8         | 12        | 14        | 4         | 1          | —          | —          | —             |
| 7222                 | Limited-service eating places                            | 1 494   | 3 271             | 14 948        | 64                             | 10  | 12        | 12        | 23        | 6         | 1          | —          | —          | —             |
| 72221                | Limited-service eating places                            | 1 494   | 3 271             | 14 948        | 64                             | 10  | 12        | 12        | 23        | 6         | 1          | —          | —          | —             |
| 722211               | Limited-service restaurants                              | 1 458   | 3 212             | 14 665        | 58                             | 8   | 9         | 11        | 23        | 6         | 1          | —          | —          | —             |

See footnotes at end of table.

**Table 6. Counties—Employees, Payroll, and Establishments by Industry: 2003—Con.**

[Excludes most government employees, railroad employees, and self-employed persons. Size class 1 to 4 includes establishments with payroll, but no employees, during mid-March pay period. (D) denotes figures withheld to avoid disclosing data for individual companies; the data are included in broader industry totals. Detailed industries with 100 or more employees are shown if industry was not a (D). For explanation of terms, abbreviations, and data reliability/comparability, see introductory text]

| NAICS code           | Industry   | Number of employees for week including March 12 | Payroll (\$1,000) |               | Total number of establishments | Number of establishments by employment-size class |           |           |           |           |            |            |            |               |  |
|----------------------|--|---|-------------------|---------------|--------------------------------|---|-----------|-----------|-----------|-----------|------------|------------|------------|---------------|--|
|                      |  |   | First quarter     | Annual        |                                | 1 to 4  | 5 to 9    | 10 to 19  | 20 to 49  | 50 to 99  | 100 to 249 | 250 to 499 | 500 to 999 | 1,000 or more |  |
| <b>FRANKLIN—Con.</b> |  |   |                   |               |                                |   |           |           |           |           |            |            |            |               |  |
| <b>81</b>            | <b>Other services (except public administration)</b>     | <b>1 536</b>                                    | <b>5 274</b>      | <b>21 533</b> | <b>271</b>                     | <b>167</b>  | <b>63</b> | <b>34</b> | <b>5</b>  | —         | <b>2</b>   | —          | —          | —             |  |
| 811                  | Repair & maintenance                                     | 410   | 2 465             | 10 019        | 93                             | 58  | 24        | 11        | —         | —         | —          | —          | —          | —             |  |
| 8111                 | Automotive repair & maintenance                          | 339   | 2 058             | 8 388         | 73                             | 43  | 21        | 9         | —         | —         | —          | —          | —          | —             |  |
| 81111                | Automotive mechanical & electrical R&M                   | 151   | 836               | 3 326         | 41                             | 27  | 12        | 2         | —         | —         | —          | —          | —          | —             |  |
| 811111               | General automotive repair                                | 137   | 744               | 2 931         | 34                             | 21  | 11        | 2         | —         | —         | —          | —          | —          | —             |  |
| 81112                | Automotive body, paint, interior & glass repair          | 133   | 1 013             | 4 221         | 22                             | 12  | 4         | 6         | —         | —         | —          | —          | —          | —             |  |
| 812                  | Personal & laundry services                              | 243   | 857               | 3 675         | 62                             | 44  | 10        | 7         | 1         | —         | —          | —          | —          | —             |  |
| 8121                 | Personal care services                                   | 104   | 319               | 1 385         | 36                             | 28  | 6         | 2         | —         | —         | —          | —          | —          | —             |  |
| 813                  | Religious, grantmaking, civic, prof & like organizations | 883   | 1 952             | 7 839         | 116                            | 65  | 29        | 16        | 4         | —         | <b>2</b>   | —          | —          | —             |  |
| 8131                 | Religious organizations                                  | 402   | 1 132             | 4 445         | 77                             | 44  | 18        | 14        | 1         | —         | —          | —          | —          | —             |  |
| 81311                | Religious organizations                                  | 402   | 1 132             | 4 445         | 77                             | 44  | 18        | 14        | 1         | —         | —          | —          | —          | —             |  |
| 813110               | Religious organizations                                  | 402   | 1 132             | 4 445         | 77                             | 44  | 18        | 14        | 1         | —         | —          | —          | —          | —             |  |
| 8132                 | Grantmaking & giving services                            | (C)   | (D)               | (D)           | 1                              | —   | —         | —         | —         | —         | <b>1</b>   | —          | —          | —             |  |
| 81321                | Grantmaking & giving services                            | (C)   | (D)               | (D)           | 1                              | —   | —         | —         | —         | —         | <b>1</b>   | —          | —          | —             |  |
| 8134                 | Civic & social organizations                             | 219   | 332               | 1 363         | 16                             | 9   | 5         | —         | 1         | —         | <b>1</b>   | —          | —          | —             |  |
| 81341                | Civic & social organizations                             | 219   | 332               | 1 363         | 16                             | 9   | 5         | —         | 1         | —         | <b>1</b>   | —          | —          | —             |  |
| 813410               | Civic & social organizations                             | 219   | 332               | 1 363         | 16                             | 9   | 5         | —         | 1         | —         | <b>1</b>   | —          | —          | —             |  |
| 8139                 | Business, labor, political, like organizations           | 108   | 267               | 1 159         | 18                             | 10  | 5         | 2         | 1         | —         | —          | —          | —          | —             |  |
| <b>99</b>            | <b>Unclassified establishments</b>                       | <b>(B)</b>                                      | <b>(D)</b>        | <b>(D)</b>    | <b>63</b>                      | <b>63</b>   | —         | —         | —         | —         | —          | —          | —          | —             |  |
| <b>GASCONADE</b>     |  |   |                   |               |                                |   |           |           |           |           |            |            |            |               |  |
|                      | <b>Total</b>   | <b>4 513</b>                                    | <b>22 672</b>     | <b>96 701</b> | <b>454</b>                     | <b>285</b>  | <b>81</b> | <b>40</b> | <b>29</b> | <b>14</b> | <b>4</b>   | <b>1</b>   | —          | —             |  |
| <b>21</b>            | <b>Mining</b>  | <b>(A)</b>                                      | <b>(D)</b>        | <b>(D)</b>    | <b>3</b>                       | <b>1</b>  | <b>2</b>  | —         | —         | —         | —          | —          | —          | —             |  |
| <b>22</b>            | <b>Utilities</b>   | <b>(A)</b>                                      | <b>(D)</b>        | <b>(D)</b>    | <b>1</b>                       | <b>1</b>  | —         | —         | —         | —         | —          | —          | —          | —             |  |
| <b>23</b>            | <b>Construction</b>                                      | <b>273</b>                                      | <b>1 331</b>      | <b>6 458</b>  | <b>74</b>                      | <b>60</b>   | <b>10</b> | <b>2</b>  | <b>1</b>  | <b>1</b>  | —          | —          | —          | —             |  |
| 238                  | Specialty Trade Contractors                              | 220   | 1 125             | 5 243         | 48                             | 38  | 6         | 2         | 1         | 1         | —          | —          | —          | —             |  |
| 2381                 | Foundation, Structure, and Building Exterior Contractors | 148   | 744               | 3 608         | 19                             | 12  | 4         | 1         | 1         | 1         | —          | —          | —          | —             |  |
| <b>31-33</b>         | <b>Manufacturing</b>                                     | <b>1 636</b>                                    | <b>9 874</b>      | <b>42 145</b> | <b>41</b>                      | <b>11</b>   | <b>7</b>  | <b>6</b>  | <b>7</b>  | <b>7</b>  | <b>2</b>   | <b>1</b>   | —          | —             |  |
| 312                  | Beverage & tobacco product mfg                           | 131   | 515               | 2 849         | 5                              | 2   | —         | 1         | 1         | 1         | —          | —          | —          | —             |  |
| 3121                 | Beverage mfg   | 131   | 515               | 2 849         | 5                              | 2   | —         | 1         | 1         | 1         | —          | —          | —          | —             |  |
| 31213                | Wineries   | (C)   | (D)               | (D)           | 4                              | 1   | —         | 1         | 1         | 1         | —          | —          | —          | —             |  |
| 321                  | Wood product mfg   | (C)   | (D)               | (D)           | 2                              | —   | 1         | —         | —         | 1         | —          | —          | —          | —             |  |
| 323                  | Printing & related support activities                    | (F)   | (D)               | (D)           | 4                              | —   | 1         | 1         | —         | 1         | —          | 1          | —          | —             |  |
| 3231                 | Printing & related support activities                    | (F)   | (D)               | (D)           | 4                              | —   | 1         | 1         | —         | 1         | —          | 1          | —          | —             |  |
| 32311                | Printing   | (F)   | (D)               | (D)           | 3                              | —   | 1         | 1         | —         | —         | —          | 1          | —          | —             |  |
| 326                  | Plastics & rubber products mfg                           | 190   | 1 121             | 4 474         | 5                              | 1   | —         | 1         | 1         | 2         | —          | —          | —          | —             |  |
| 3261                 | Plastics product mfg                                     | (C)   | (D)               | (D)           | 4                              | 1   | —         | —         | 1         | 2         | —          | —          | —          | —             |  |
| 333                  | Machinery mfg  | 146   | 1 110             | 4 020         | 3                              | —   | —         | 2         | 1         | —         | —          | —          | —          | —             |  |
| 337                  | Furniture & related product mfg                          | (C)   | (D)               | (D)           | 3                              | 2   | —         | —         | —         | —         | 1          | —          | —          | —             |  |
| 3372                 | Office furniture (including fixtures) mfg                | (C)   | (D)               | (D)           | 1                              | —   | —         | —         | —         | —         | 1          | —          | —          | —             |  |
| 33721                | Office furniture (including fixtures) mfg                | (C)   | (D)               | (D)           | 1                              | —   | —         | —         | —         | —         | 1          | —          | —          | —             |  |
| 339                  | Miscellaneous mfg  | (C)   | (D)               | (D)           | 3                              | 1   | 1         | —         | —         | —         | 1          | —          | —          | —             |  |
| 3399                 | Other miscellaneous mfg                                  | (C)   | (D)               | (D)           | 2                              | —   | 1         | —         | —         | —         | 1          | —          | —          | —             |  |
| 33992                | Sporting & athletic goods mfg                            | (C)   | (D)               | (D)           | 1                              | —   | —         | —         | —         | —         | 1          | —          | —          | —             |  |
| <b>42</b>            | <b>Wholesale trade</b>                                   | <b>118</b>                                      | <b>902</b>        | <b>4 290</b>  | <b>16</b>                      | <b>7</b>  | <b>4</b>  | <b>4</b>  | <b>1</b>  | —         | —          | —          | —          | —             |  |
| <b>44-45</b>         | <b>Retail trade</b>                                      | <b>625</b>                                      | <b>2 653</b>      | <b>11 044</b> | <b>77</b>                      | <b>39</b>   | <b>18</b> | <b>13</b> | <b>6</b>  | <b>1</b>  | —          | —          | —          | —             |  |
| 441                  | Motor vehicle & parts dealers                            | 105   | 564               | 2 311         | 14                             | 6   | 4         | 3         | 1         | —         | —          | —          | —          | —             |  |
| 447                  | Gasoline stations  | 104   | 305               | 1 331         | 17                             | 8   | 5         | 3         | 1         | —         | —          | —          | —          | —             |  |
| 4471                 | Gasoline stations  | 104   | 305               | 1 331         | 17                             | 8   | 5         | 3         | 1         | —         | —          | —          | —          | —             |  |
| 452                  | General merchandise stores                               | 119   | 414               | 1 731         | 4                              | —   | 2         | 1         | —         | 1         | —          | —          | —          | —             |  |
| <b>48-49</b>         | <b>Transportation &amp; warehousing</b>                  | <b>228</b>                                      | <b>1 871</b>      | <b>7 866</b>  | <b>13</b>                      | <b>8</b>  | <b>1</b>  | —         | <b>3</b>  | <b>1</b>  | —          | —          | —          | —             |  |
| 484                  | Truck transportation                                     | (C)   | (D)               | (D)           | 12                             | 8   | 1         | —         | 2         | 1         | —          | —          | —          | —             |  |
| 4842                 | Specialized freight trucking                             | 140   | 869               | 3 979         | 7                              | 5   | —         | —         | 1         | 1         | —          | —          | —          | —             |  |
| 48422                | Specialized freight (exc used) trucking, local           | 140   | 869               | 3 979         | 7                              | 5   | —         | —         | 1         | 1         | —          | —          | —          | —             |  |
| 484220               | Specialized freight (exc used) trucking, local           | 140   | 869               | 3 979         | 7                              | 5   | —         | —         | 1         | 1         | —          | —          | —          | —             |  |
| <b>51</b>            | <b>Information</b>                                       | <b>13</b>                                       | <b>67</b>         | <b>159</b>    | <b>3</b>                       | <b>2</b>  | <b>1</b>  | —         | —         | —         | —          | —          | —          | —             |  |
| <b>52</b>            | <b>Finance &amp; insurance</b>                           | <b>170</b>                                      | <b>981</b>        | <b>3 755</b>  | <b>26</b>                      | <b>16</b>   | <b>4</b>  | <b>3</b>  | <b>3</b>  | —         | —          | —          | —          | —             |  |
| 522                  | Credit intermediation & related activities               | (C)   | (D)               | (D)           | 10                             | 3   | 1         | 3         | 3         | —         | —          | —          | —          | —             |  |
| 5221                 | Depository credit intermediation                         | 128   | 700               | 2 631         | 9                              | 2   | 1         | 3         | 3         | —         | —          | —          | —          | —             |  |
| 52211                | Commercial banking                                       | 128   | 700               | 2 631         | 9                              | 2   | 1         | 3         | 3         | —         | —          | —          | —          | —             |  |
| 522110               | Commercial banking                                       | 128   | 700               | 2 631         | 9                              | 2   | 1         | 3         | 3         | —         | —          | —          | —          | —             |  |
| <b>53</b>            | <b>Real estate &amp; rental &amp; leasing</b>            | <b>122</b>                                      | <b>478</b>        | <b>2 408</b>  | <b>16</b>                      | <b>14</b>   | <b>1</b>  | —         | —         | <b>1</b>  | —          | —          | —          | —             |  |
| 531                  | Real estate  | (C)   | (D)               | (D)           | 14                             | 13  | —         | —         | —         | 1         | —          | —          | —          | —             |  |
| 5312                 | Offices of real estate agents & brokers                  | 102   | 436               | 2 205         | 10                             | 9   | —         | —         | —         | 1         | —          | —          | —          | —             |  |
| 53121                | Offices of real estate agents & brokers                  | 102   | 436               | 2 205         | 10                             | 9   | —         | —         | —         | 1         | —          | —          | —          | —             |  |
| 531210               | Offices of real estate agents & brokers                  | 102   | 436               | 2 205         | 10                             | 9   | —         | —         | —         | 1         | —          | —          | —          | —             |  |

See footnotes at end of table.

**Table 6. Counties—Employees, Payroll, and Establishments by Industry: 2003—Con.**

[Excludes most government employees, railroad employees, and self-employed persons. Size class 1 to 4 includes establishments with payroll, but no employees, during mid-March pay period. (D) denotes figures withheld to avoid disclosing data for individual companies; the data are included in broader industry totals. Detailed industries with 100 or more employees are shown if industry was not a (D). For explanation of terms, abbreviations, and data reliability/comparability, see introductory text]

| NAICS code            | Industry  | Number of employees for week including March 12 | Payroll (\$1,000) |        | Total number of establishments | Number of establishments by employment-size class |        |          |          |          |            |            |            |               |  |
|-----------------------|---|---|-------------------|--------|--------------------------------|---|--------|----------|----------|----------|------------|------------|------------|---------------|--|
|                       |   |   | First quarter     | Annual |                                | 1 to 4  | 5 to 9 | 10 to 19 | 20 to 49 | 50 to 99 | 100 to 249 | 250 to 499 | 500 to 999 | 1,000 or more |  |
| <b>GASCONADE—Con.</b> |   |   |                   |        |                                |   |        |          |          |          |            |            |            |               |  |
| 54                    | Professional, scientific & technical services.....            | (B)   | (D)               | (D)    | 30                             | 24  | 4      | 2        | -        | -        | -          | -          | -          | -             |  |
| 56                    | Admin, support, waste mgmt, remediation services.....         | (A)   | (D)               | (D)    | 11                             | 11  | -      | -        | -        | -        | -          | -          | -          | -             |  |
| 61                    | Educational services.....                                     | (B)   | (D)               | (D)    | 2                              | 1   | -      | -        | 1        | -        | -          | -          | -          | -             |  |
| 62                    | Health care and social assistance.....                        | 509   | 2 434             | 9 477  | 37                             | 24  | 7      | 1        | 1        | 2        | 2          | -          | -          | -             |  |
| 623                   | Nursing & residential care facilities.....                    | 322   | 1 255             | 4 693  | 5                              | 1   | 1      | -        | -        | 1        | 2          | -          | -          | -             |  |
| 6231                  | Nursing care facilities.....                                  | (E)   | (D)               | (D)    | 3                              | -   | -      | -        | -        | 1        | 2          | -          | -          | -             |  |
| 62311                 | Nursing care facilities.....                                  | (E)   | (D)               | (D)    | 3                              | -   | -      | -        | -        | 1        | 2          | -          | -          | -             |  |
| 71                    | Arts, entertainment & recreation.....                         | (B)   | (D)               | (D)    | 5                              | 3   | 1      | 1        | -        | -        | -          | -          | -          | -             |  |
| 72                    | Accommodation & food services.....                            | 447   | 795               | 3 644  | 37                             | 14  | 10     | 7        | 5        | 1        | -          | -          | -          | -             |  |
| 721                   | Accommodation.....  | 120   | 332               | 1 581  | 7                              | 4   | 1      | -        | 1        | 1        | -          | -          | -          | -             |  |
| 7211                  | Traveler accommodation.....                                   | (C)   | (D)               | (D)    | 6                              | 3   | 1      | -        | 1        | 1        | -          | -          | -          | -             |  |
| 722                   | Food services & drinking places.....                          | 327   | 463               | 2 063  | 30                             | 10  | 9      | 7        | 4        | -        | -          | -          | -          | -             |  |
| 7221                  | Full-service restaurants.....                                 | 143   | 173               | 784    | 15                             | 3   | 7      | 4        | 1        | -        | -          | -          | -          | -             |  |
| 72211                 | Full-service restaurants.....                                 | 143   | 173               | 784    | 15                             | 3   | 7      | 4        | 1        | -        | -          | -          | -          | -             |  |
| 722110                | Full-service restaurants.....                                 | 143   | 173               | 784    | 15                             | 3   | 7      | 4        | 1        | -        | -          | -          | -          | -             |  |
| 7222                  | Limited-service eating places.....                            | 158   | 237               | 1 116  | 11                             | 5   | 1      | 2        | 3        | -        | -          | -          | -          | -             |  |
| 72221                 | Limited-service eating places.....                            | 158   | 237               | 1 116  | 11                             | 5   | 1      | 2        | 3        | -        | -          | -          | -          | -             |  |
| 81                    | Other services (except public administration).....            | 192   | 659               | 2 810  | 50                             | 37  | 11     | 1        | 1        | -        | -          | -          | -          | -             |  |
| 813                   | Religious, grantmaking, civic, prof & like organizations..... | 120   | 286               | 1 174  | 28                             | 20  | 7      | -        | 1        | -        | -          | -          | -          | -             |  |
| 99                    | Unclassified establishments.....                              | 3   | 7                 | 59     | 12                             | 12  | -      | -        | -        | -        | -          | -          | -          | -             |  |
| <b>GENTRY</b>         |   |   |                   |        |                                |   |        |          |          |          |            |            |            |               |  |
|                       | Total.....  | 1 732   | 8 223             | 33 046 | 192                            | 116   | 36     | 25       | 7        | 6        | 2          | -          | -          | -             |  |
| 11                    | Forestry, fishing, hunting, and agriculture support.....      | (B)   | (D)               | (D)    | 1                              | -   | -      | -        | -        | 1        | -          | -          | -          | -             |  |
| 23                    | Construction.....   | 45  | 173               | 943    | 16                             | 14  | 1      | 1        | -        | -        | -          | -          | -          | -             |  |
| 31-33                 | Manufacturing.....  | 245   | 1 687             | 6 796  | 8                              | 4   | 2      | 1        | -        | -        | 1          | -          | -          | -             |  |
| 333                   | Machinery mfg.....  | (C)   | (D)               | (D)    | 2                              | 1   | -      | -        | -        | -        | 1          | -          | -          | -             |  |
| 3334                  | HVAC & commercial refrigeration equipment mfg.....            | (C)   | (D)               | (D)    | 1                              | -   | -      | -        | -        | -        | 1          | -          | -          | -             |  |
| 33341                 | HVAC & commercial refrigeration equipment mfg.....            | (C)   | (D)               | (D)    | 1                              | -   | -      | -        | -        | -        | 1          | -          | -          | -             |  |
| 42                    | Wholesale trade.....  | 64  | 319               | 1 906  | 6                              | 2   | 1      | 2        | 1        | -        | -          | -          | -          | -             |  |
| 44-45                 | Retail trade.....   | 301   | 1 299             | 5 094  | 46                             | 18  | 17     | 10       | 1        | -        | -          | -          | -          | -             |  |
| 48-49                 | Transportation & warehousing.....                             | 118   | 844               | 3 624  | 9                              | 4   | 2      | 2        | -        | 1        | -          | -          | -          | -             |  |
| 51                    | Information.....  | 8   | 25                | 101    | 3                              | 3   | -      | -        | -        | -        | -          | -          | -          | -             |  |
| 52                    | Finance & insurance.....                                      | 54  | 327               | 1 344  | 14                             | 10  | 2      | 2        | -        | -        | -          | -          | -          | -             |  |
| 53                    | Real estate & rental & leasing.....                           | (B)   | (D)               | (D)    | 3                              | 1   | 1      | -        | -        | 1        | -          | -          | -          | -             |  |
| 54                    | Professional, scientific & technical services.....            | (A)   | (D)               | (D)    | 8                              | 8   | -      | -        | -        | -        | -          | -          | -          | -             |  |
| 56                    | Admin, support, waste mgmt, remediation services.....         | (A)   | (D)               | (D)    | 7                              | 7   | -      | -        | -        | -        | -          | -          | -          | -             |  |
| 62                    | Health care and social assistance.....                        | 604   | 2 552             | 10 140 | 27                             | 8   | 7      | 3        | 5        | 3        | 1          | -          | -          | -             |  |
| 622                   | Hospitals.....  | (C)   | (D)               | (D)    | 1                              | -   | -      | -        | -        | -        | 1          | -          | -          | -             |  |
| 6221                  | General medical & surgical hospitals.....                     | (C)   | (D)               | (D)    | 1                              | -   | -      | -        | -        | -        | 1          | -          | -          | -             |  |
| 62211                 | General medical & surgical hospitals.....                     | (C)   | (D)               | (D)    | 1                              | -   | -      | -        | -        | -        | 1          | -          | -          | -             |  |
| 623                   | Nursing & residential care facilities.....                    | 202   | 854               | 3 275  | 7                              | -   | 2      | 2        | 2        | 1        | -          | -          | -          | -             |  |
| 6231                  | Nursing care facilities.....                                  | 163   | 701               | 2 625  | 3                              | -   | -      | -        | 2        | 1        | -          | -          | -          | -             |  |
| 62311                 | Nursing care facilities.....                                  | 163   | 701               | 2 625  | 3                              | -   | -      | -        | 2        | 1        | -          | -          | -          | -             |  |
| 623110                | Nursing care facilities.....                                  | 163   | 701               | 2 625  | 3                              | -   | -      | -        | 2        | 1        | -          | -          | -          | -             |  |
| 624                   | Social assistance.....  | 202   | 458               | 1 806  | 5                              | -   | 1      | -        | 2        | 2        | -          | -          | -          | -             |  |
| 6241                  | Individual & family services.....                             | (C)   | (D)               | (D)    | 4                              | -   | 1      | -        | 2        | 1        | -          | -          | -          | -             |  |
| 71                    | Arts, entertainment & recreation.....                         | 2   | 8                 | 51     | 3                              | 3   | -      | -        | -        | -        | -          | -          | -          | -             |  |
| 72                    | Accommodation & food services.....                            | 56  | 92                | 410    | 11                             | 7   | 1      | 3        | -        | -        | -          | -          | -          | -             |  |
| 81                    | Other services (except public administration).....            | 63  | 159               | 824    | 25                             | 22  | 2      | 1        | -        | -        | -          | -          | -          | -             |  |
| 99                    | Unclassified establishments.....                              | 5   | 14                | 54     | 5                              | 5   | -      | -        | -        | -        | -          | -          | -          | -             |  |

See footnotes at end of table.

**Table 6. Counties—Employees, Payroll, and Establishments by Industry: 2003—Con.**

[Excludes most government employees, railroad employees, and self-employed persons. Size class 1 to 4 includes establishments with payroll, but no employees, during mid-March pay period. (D) denotes figures withheld to avoid disclosing data for individual companies; the data are included in broader industry totals. Detailed industries with 100 or more employees are shown if industry was not a (D). For explanation of terms, abbreviations, and data reliability/comparability, see introductory text]

| NAICS code    | Industry   | Number of employees for week including March 12 | Payroll (\$1,000) |                  | Total number of establishments | Number of establishments by employment-size class |              |              |            |            |            |            |            |               |
|---------------|--|---|-------------------|------------------|--------------------------------|---|--------------|--------------|------------|------------|------------|------------|------------|---------------|
|               |  |   | First quarter     | Annual           |                                | 1 to 4  | 5 to 9       | 10 to 19     | 20 to 49   | 50 to 99   | 100 to 249 | 250 to 499 | 500 to 999 | 1,000 or more |
| <b>GREENE</b> |  |   |                   |                  |                                |   |              |              |            |            |            |            |            |               |
|               | <b>Total</b> .....   | <b>139 363</b>                                  | <b>882 401</b>    | <b>3 701 117</b> | <b>7 868</b>                   | <b>3 893</b>                                      | <b>1 533</b> | <b>1 138</b> | <b>838</b> | <b>263</b> | <b>142</b> | <b>38</b>  | <b>14</b>  | <b>9</b>      |
| 11            | Forestry, fishing, hunting, and agriculture support .....                | (B)   | (D)               | (D)              | 10                             | 5   | 1            | 3            | 1          | —          | —          | —          | —          | —             |
| 21            | Mining .....   | (C)   | (D)               | (D)              | 5                              | 1   | 2            | —            | 1          | —          | 1          | —          | —          | —             |
| 213           | Mining support activities .....  | (C)   | (D)               | (D)              | 1                              | —   | —            | —            | —          | —          | 1          | —          | —          | —             |
| 2131          | Mining support activities .....  | (C)   | (D)               | (D)              | 1                              | —   | —            | —            | —          | —          | 1          | —          | —          | —             |
| 21311         | Mining support activities .....  | (C)   | (D)               | (D)              | 1                              | —   | —            | —            | —          | —          | 1          | —          | —          | —             |
| 22            | Utilities .....  | (C)   | (D)               | (D)              | 6                              | 1   | 2            | 2            | —          | —          | 1          | —          | —          | —             |
| 221           | Utilities .....  | (C)   | (D)               | (D)              | 6                              | 1   | 2            | 2            | —          | —          | 1          | —          | —          | —             |
| 2211          | Elec pwr generation, transmsn & distribution ...                         | (C)   | (D)               | (D)              | 4                              | —   | 2            | 1            | —          | —          | 1          | —          | —          | —             |
| 22112         | Electric pwr transmsn, control & distribution ..                         | (C)   | (D)               | (D)              | 2                              | —   | 1            | —            | —          | —          | 1          | —          | —          | —             |
| 23            | Construction .....   | 5 845   | 40 234            | 179 969          | 747                            | 448   | 130          | 84           | 71         | 14         | —          | —          | —          | —             |
| 236           | Construction of Buildings .....  | 1 410   | 9 841             | 42 657           | 219                            | 146   | 32           | 20           | 17         | 4          | —          | —          | —          | —             |
| 2361          | Residential Building Construction .....                                  | 536   | 2 792             | 13 118           | 163                            | 128   | 22           | 8            | 5          | —          | —          | —          | —          | —             |
| 23611         | Residential Building Construction .....                                  | 536   | 2 792             | 13 118           | 163                            | 128   | 22           | 8            | 5          | —          | —          | —          | —          | —             |
| 236115        | New Single-Family Housing Construction (except Operative Builders) ..... | 297   | 1 508             | 7 134            | 101                            | 79  | 16           | 5            | 1          | —          | —          | —          | —          | —             |
| 236118        | Residential Remodelers .....   | 180   | 1 030             | 4 780            | 50                             | 40  | 4            | 3            | 3          | —          | —          | —          | —          | —             |
| 2362          | Nonresidential Building Construction .....                               | 874   | 7 049             | 29 539           | 56                             | 18  | 10           | 12           | 12         | 4          | —          | —          | —          | —             |
| 23622         | Commercial and Institutional Building Construction .....                 | 833   | 6 595             | 27 944           | 52                             | 16  | 9            | 12           | 11         | 4          | —          | —          | —          | —             |
| 236220        | Commercial and Institutional Building Construction .....                 | 833   | 6 595             | 27 944           | 52                             | 16  | 9            | 12           | 11         | 4          | —          | —          | —          | —             |
| 237           | Heavy and Civil Engineering Construction .....                           | 455   | 3 721             | 18 853           | 46                             | 21  | 12           | 5            | 8          | —          | —          | —          | —          | —             |
| 2371          | Utility System Construction .....  | 192   | 1 611             | 8 088            | 13                             | 4   | 3            | 3            | 3          | —          | —          | —          | —          | —             |
| 23711         | Water and Sewer Line and Related Structures Construction .....           | 159   | 1 371             | 6 783            | 9                              | 3   | 2            | 1            | 3          | —          | —          | —          | —          | —             |
| 237110        | Water and Sewer Line and Related Structures Construction .....           | 159   | 1 371             | 6 783            | 9                              | 3   | 2            | 1            | 3          | —          | —          | —          | —          | —             |
| 2373          | Highway, Street, and Bridge Construction .....                           | 170   | 1 363             | 6 831            | 9                              | 2   | 1            | 2            | 4          | —          | —          | —          | —          | —             |
| 23731         | Highway, Street, and Bridge Construction .....                           | 170   | 1 363             | 6 831            | 9                              | 2   | 1            | 2            | 4          | —          | —          | —          | —          | —             |
| 237310        | Highway, Street, and Bridge Construction ..                              | 170   | 1 363             | 6 831            | 9                              | 2   | 1            | 2            | 4          | —          | —          | —          | —          | —             |
| 238           | Specialty Trade Contractors .....  | 3 980   | 26 672            | 118 459          | 482                            | 281   | 86           | 59           | 46         | 10         | —          | —          | —          | —             |
| 2381          | Foundation, Structure, and Building Exterior Contractors .....           | 1 185   | 5 869             | 29 195           | 150                            | 90  | 25           | 19           | 13         | 3          | —          | —          | —          | —             |
| 23811         | Poured Concrete Foundation and Structure Contractors .....               | 252   | 1 353             | 7 808            | 33                             | 24  | 3            | 2            | 3          | 1          | —          | —          | —          | —             |
| 238110        | Poured Concrete Foundation and Structure Contractors .....               | 252   | 1 353             | 7 808            | 33                             | 24  | 3            | 2            | 3          | 1          | —          | —          | —          | —             |
| 23814         | Masonry Contractors .....  | 413   | 2 033             | 9 755            | 42                             | 20  | 9            | 8            | 4          | 1          | —          | —          | —          | —             |
| 238140        | Masonry Contractors .....  | 413   | 2 033             | 9 755            | 42                             | 20  | 9            | 8            | 4          | 1          | —          | —          | —          | —             |
| 23816         | Roofing Contractors .....  | 265   | 1 247             | 6 137            | 22                             | 8   | 5            | 5            | 3          | 1          | —          | —          | —          | —             |
| 238160        | Roofing Contractors .....  | 265   | 1 247             | 6 137            | 22                             | 8   | 5            | 5            | 3          | 1          | —          | —          | —          | —             |
| 23817         | Siding Contractors .....   | 122   | 517               | 2 155            | 18                             | 12  | 2            | 3            | 1          | —          | —          | —          | —          | —             |
| 238170        | Siding Contractors .....   | 122   | 517               | 2 155            | 18                             | 12  | 2            | 3            | 1          | —          | —          | —          | —          | —             |
| 2382          | Building Equipment Contractors .....                                     | 1 624   | 13 802            | 58 583           | 156                            | 72  | 36           | 23           | 22         | 3          | —          | —          | —          | —             |
| 23821         | Electrical Contractors .....   | 629   | 5 454             | 20 739           | 55                             | 24  | 13           | 8            | 9          | 1          | —          | —          | —          | —             |
| 238210        | Electrical Contractors .....   | 629   | 5 454             | 20 739           | 55                             | 24  | 13           | 8            | 9          | 1          | —          | —          | —          | —             |
| 23822         | Plumbing, Heating, and Air-Conditioning Contractors .....                | 946   | 7 845             | 35 338           | 97                             | 46  | 23           | 14           | 12         | 2          | —          | —          | —          | —             |
| 238220        | Plumbing, Heating, and Air-Conditioning Contractors .....                | 946   | 7 845             | 35 338           | 97                             | 46  | 23           | 14           | 12         | 2          | —          | —          | —          | —             |
| 2383          | Building Finishing Contractors .....                                     | 800   | 4 851             | 19 094           | 124                            | 88  | 16           | 10           | 7          | 3          | —          | —          | —          | —             |
| 23831         | Drywall and Insulation Contractors .....                                 | 346   | 2 521             | 9 326            | 28                             | 18  | 3            | 1            | 4          | 2          | —          | —          | —          | —             |
| 238310        | Drywall and Insulation Contractors .....                                 | 346   | 2 521             | 9 326            | 28                             | 18  | 3            | 1            | 4          | 2          | —          | —          | —          | —             |
| 23832         | Painting and Wall Covering Contractors .....                             | 223   | 845               | 3 838            | 44                             | 29  | 6            | 8            | 1          | —          | —          | —          | —          | —             |
| 238320        | Painting and Wall Covering Contractors .....                             | 223   | 845               | 3 838            | 44                             | 29  | 6            | 8            | 1          | —          | —          | —          | —          | —             |
| 23835         | Finish Carpentry Contractors .....                                       | 139   | 938               | 3 157            | 32                             | 26  | 4            | —            | 1          | 1          | —          | —          | —          | —             |
| 238350        | Finish Carpentry Contractors .....                                       | 139   | 938               | 3 157            | 32                             | 26  | 4            | —            | 1          | 1          | —          | —          | —          | —             |
| 2389          | Other Specialty Trade Contractors .....                                  | 371   | 2 150             | 11 587           | 52                             | 31  | 9            | 7            | 4          | 1          | —          | —          | —          | —             |
| 23891         | Site Preparation Contractors .....                                       | 111   | 534               | 2 071            | 20                             | 12  | 4            | 3            | 1          | —          | —          | —          | —          | —             |
| 238910        | Site Preparation Contractors .....                                       | 111   | 534               | 2 071            | 20                             | 12  | 4            | 3            | 1          | —          | —          | —          | —          | —             |
| 23899         | All Other Specialty Trade Contractors .....                              | 260   | 1 616             | 9 516            | 32                             | 19  | 5            | 4            | 3          | 1          | —          | —          | —          | —             |
| 238990        | All Other Specialty Trade Contractors .....                              | 260   | 1 616             | 9 516            | 32                             | 19  | 5            | 4            | 3          | 1          | —          | —          | —          | —             |
| 31-33         | Manufacturing .....  | 16 036  | 129 031           | 506 724          | 338                            | 126   | 54           | 51           | 43         | 25         | 25         | 7          | 6          | 1             |
| 311           | Food mfg .....   | 4 051   | 32 157            | 122 841          | 28                             | 10  | 2            | 3            | 3          | 2          | 3          | 2          | 2          | 1             |
| 3114          | Fruit & veg preserving & specialty food mfg ....                         | (C)   | (D)               | (D)              | 2                              | —   | —            | —            | —          | 2          | —          | —          | —          | —             |
| 31142         | Fruit & veg canning, pickling & drying .....                             | (C)   | (D)               | (D)              | 2                              | —   | —            | —            | —          | 2          | —          | —          | —          | —             |
| 3115          | Dairy product mfg .....  | 1 576   | 16 687            | 62 161           | 3                              | —   | —            | —            | —          | —          | 2          | —          | —          | 1             |
| 31151         | Dairy product (exc frozen) mfg .....                                     | 1 576   | 16 687            | 62 161           | 3                              | —   | —            | —            | —          | —          | 2          | —          | —          | 1             |
| 3116          | Animal slaughtering & processing .....                                   | (G)   | (D)               | (D)              | 5                              | 2   | —            | 1            | —          | —          | —          | —          | 2          | —             |
| 31161         | Animal slaughtering & processing .....                                   | (G)   | (D)               | (D)              | 5                              | 2   | —            | 1            | —          | —          | —          | —          | 2          | —             |
| 3118          | Bakeries & tortilla mfg .....  | 839   | 5 258             | 22 350           | 10                             | 4   | 2            | 1            | 1          | —          | —          | 2          | —          | —             |
| 31181         | Bread & bakery product mfg .....   | (F)   | (D)               | (D)              | 9                              | 4   | 2            | 1            | —          | —          | —          | 2          | —          | —             |
| 3119          | Other food mfg .....   | (C)   | (D)               | (D)              | 3                              | 1   | —            | 1            | —          | —          | 1          | —          | —          | —             |
| 31194         | Seasoning & dressing mfg .....   | (C)   | (D)               | (D)              | 1                              | —   | —            | —            | —          | —          | 1          | —          | —          | —             |
| 312           | Beverage & tobacco product mfg .....                                     | (C)   | (D)               | (D)              | 2                              | —   | —            | 1            | —          | —          | 1          | —          | —          | —             |
| 3121          | Beverage mfg .....   | (C)   | (D)               | (D)              | 2                              | —   | —            | 1            | —          | —          | 1          | —          | —          | —             |
| 31211         | Soft drink & ice mfg .....   | (C)   | (D)               | (D)              | 2                              | —   | —            | 1            | —          | —          | 1          | —          | —          | —             |
| 315           | Apparel manufacturing .....  | (C)   | (D)               | (D)              | 5                              | 3   | —            | 1            | —          | —          | 1          | —          | —          | —             |
| 3152          | Cut & sew apparel mfg .....  | (C)   | (D)               | (D)              | 5                              | 3   | —            | 1            | —          | —          | 1          | —          | —          | —             |
| 31522         | Men's, boys' cut & sew apparel mfg .....                                 | (C)   | (D)               | (D)              | 1                              | —   | —            | —            | —          | —          | 1          | —          | —          | —             |

See footnotes at end of table.



**Table 6. Counties—Employees, Payroll, and Establishments by Industry: 2003—Con.**

[Excludes most government employees, railroad employees, and self-employed persons. Size class 1 to 4 includes establishments with payroll, but no employees, during mid-March pay period. (D) denotes figures withheld to avoid disclosing data for individual companies; the data are included in broader industry totals. Detailed industries with 100 or more employees are shown if industry was not a (D). For explanation of terms, abbreviations, and data reliability/comparability, see introductory text]

| NAICS code                      | Industry  | Number of employees for week including March 12 | Payroll (\$1,000) |        | Total number of establishments | Number of establishments by employment-size class |        |          |          |          |            |            |            |               |
|---------------------------------|---|---|-------------------|--------|--------------------------------|---|--------|----------|----------|----------|------------|------------|------------|---------------|
|                                 |   |   | First quarter     | Annual |                                | 1 to 4  | 5 to 9 | 10 to 19 | 20 to 49 | 50 to 99 | 100 to 249 | 250 to 499 | 500 to 999 | 1,000 or more |
| <b>GREENE—Con.</b>              |   |   |                   |        |                                |   |        |          |          |          |            |            |            |               |
| <b>31-33 Manufacturing—Con.</b> |   |   |                   |        |                                |   |        |          |          |          |            |            |            |               |
| 321                             | Wood product mfg .....                              | 384   | 2 600             | 7 897  | 14                             | 2   | 5      | 2        | 2        | 2        | 1          | -          | -          | -             |
| 3212                            | Veneer, plywood & engineered wood product mfg ..... | (C)   | (D)               | (D)    | 1                              | -   | -      | -        | -        | -        | 1          | -          | -          | -             |
| 32121                           | Veneer, plywood & engineered wood product mfg ..... | (C)   | (D)               | (D)    | 1                              | -   | -      | -        | -        | -        | 1          | -          | -          | -             |
| 3219                            | Other wood product mfg .....                        | 230   | 1 411             | 5 651  | 10                             | -   | 5      | 2        | 1        | 2        | -          | -          | -          | -             |
| 32191                           | Millwork .....                                      | 107   | 747               | 3 061  | 6                              | -   | 3      | 2        | -        | 1        | -          | -          | -          | -             |
| 322                             | Paper mfg .....                                     | 423   | 4 102             | 15 392 | 9                              | 1   | 3      | 2        | -        | 1        | 2          | -          | -          | -             |
| 3222                            | Converted paper product mfg .....                   | 423   | 4 102             | 15 392 | 9                              | 1   | 3      | 2        | -        | 1        | 2          | -          | -          | -             |
| 32221                           | Paperboard container mfg .....                      | (E)   | (D)               | (D)    | 3                              | -   | -      | -        | -        | 1        | 2          | -          | -          | -             |
| 323                             | Printing & related support activities .....         | 567   | 3 829             | 14 679 | 42                             | 15  | 13     | 9        | 4        | -        | 1          | -          | -          | -             |
| 3231                            | Printing & related support activities .....         | 567   | 3 829             | 14 679 | 42                             | 15  | 13     | 9        | 4        | -        | 1          | -          | -          | -             |
| 32311                           | Printing .....                                      | 540   | 3 720             | 14 191 | 39                             | 13  | 13     | 9        | 3        | -        | 1          | -          | -          | -             |
| 323110                          | Commercial lithographic printing .....              | 257   | 1 725             | 7 169  | 23                             | 7   | 7      | 6        | 3        | -        | -          | -          | -          | -             |
| 325                             | Chemical mfg .....                                  | 456   | 5 781             | 21 577 | 14                             | 6   | 3      | -        | 3        | -        | 2          | -          | -          | -             |
| 3254                            | Pharmaceutical & medicine mfg .....                 | (C)   | (D)               | (D)    | 3                              | -   | 1      | -        | 1        | -        | 1          | -          | -          | -             |
| 32541                           | Pharmaceutical & medicine mfg .....                 | (C)   | (D)               | (D)    | 3                              | -   | 1      | -        | 1        | -        | 1          | -          | -          | -             |
| 3255                            | Paint, coating & adhesive mfg .....                 | (E)   | (D)               | (D)    | 5                              | 3   | -      | -        | 1        | -        | 1          | -          | -          | -             |
| 32552                           | Adhesive mfg .....                                  | (C)   | (D)               | (D)    | 2                              | 1   | -      | -        | -        | -        | 1          | -          | -          | -             |
| 326                             | Plastics & rubber products mfg .....                | 1 054   | 8 025             | 31 536 | 11                             | 3   | -      | 3        | 2        | -        | 1          | 2          | -          | -             |
| 3261                            | Plastics product mfg .....                          | (F)   | (D)               | (D)    | 8                              | 3   | -      | 1        | 2        | -        | 1          | 1          | -          | -             |
| 32619                           | Other plastics product mfg .....                    | 602   | 4 438             | 16 112 | 6                              | 2   | -      | 1        | 1        | -        | 1          | 1          | -          | -             |
| 3262                            | Rubber product mfg .....                            | (E)   | (D)               | (D)    | 3                              | -   | -      | 2        | -        | -        | -          | 1          | -          | -             |
| 32629                           | Other rubber product mfg .....                      | (E)   | (D)               | (D)    | 1                              | -   | -      | -        | -        | -        | -          | 1          | -          | -             |
| 327                             | Nonmetallic mineral product mfg .....               | 666   | 5 062             | 18 588 | 16                             | 1   | 2      | 4        | 4        | 4        | 1          | -          | -          | -             |
| 3273                            | Cement & concrete product mfg .....                 | 498   | 3 496             | 15 027 | 12                             | 1   | 2      | 2        | 4        | 2        | 1          | -          | -          | -             |
| 32733                           | Concrete pipe, brick & block mfg .....              | (C)   | (D)               | (D)    | 4                              | -   | -      | -        | 3        | 1        | -          | -          | -          | -             |
| 32739                           | Other concrete product mfg .....                    | 248   | 1 393             | 6 419  | 6                              | 1   | 2      | 2        | -        | -        | 1          | -          | -          | -             |
| 327390                          | Other concrete product mfg .....                    | 248   | 1 393             | 6 419  | 6                              | 1   | 2      | 2        | -        | -        | 1          | -          | -          | -             |
| 3274                            | Lime & gypsum product mfg .....                     | (C)   | (D)               | (D)    | 2                              | -   | -      | -        | -        | 2        | -          | -          | -          | -             |
| 332                             | Fabricated metal product mfg .....                  | 2 018   | 18 906            | 80 937 | 55                             | 23  | 7      | 9        | 9        | 3        | 3          | -          | 1          | -             |
| 3323                            | Architectural & structural metals mfg .....         | 625   | 5 249             | 22 150 | 19                             | 4   | 3      | 6        | 3        | 1        | 2          | -          | -          | -             |
| 33231                           | Plate work & fabricated structural prod mfg .....   | 422   | 3 678             | 15 106 | 5                              | -   | -      | 2        | -        | 1        | 2          | -          | -          | -             |
| 33232                           | Ornamental & architectural metal prod mfg .....     | 203   | 1 571             | 7 044  | 14                             | 4   | 3      | 4        | 3        | -        | -          | -          | -          | -             |
| 3324                            | Boiler, tank & shipping container mfg .....         | 1 161   | 12 013            | 51 880 | 6                              | -   | -      | -        | 2        | 2        | 1          | -          | 1          | -             |
| 33241                           | Power boiler & heat exchanger mfg .....             | (C)   | (D)               | (D)    | 1                              | -   | -      | -        | -        | -        | 1          | -          | -          | -             |
| 33242                           | Metal tank (heavy gauge) mfg .....                  | (G)   | (D)               | (D)    | 5                              | -   | -      | -        | 2        | 2        | -          | -          | 1          | -             |
| 3329                            | Other fabricated metal product mfg .....            | 108   | 945               | 3 819  | 6                              | 1   | 2      | 1        | 2        | -        | -          | -          | -          | -             |
| 333                             | Machinery mfg .....                                 | 1 721   | 15 108            | 55 438 | 26                             | 7   | 6      | 2        | 3        | 3        | 3          | 1          | 1          | -             |
| 3333                            | Commercial & service industry machinery mfg .....   | (C)   | (D)               | (D)    | 2                              | -   | -      | -        | 1        | -        | 1          | -          | -          | -             |
| 33331                           | Commercial & service industry machinery mfg .....   | (C)   | (D)               | (D)    | 2                              | -   | -      | -        | 1        | -        | 1          | -          | -          | -             |
| 3334                            | HVAC & commercial refrigeration equipment mfg ..... | 955   | 9 109             | 31 339 | 5                              | 1   | -      | -        | -        | 2        | 1          | -          | 1          | -             |
| 33341                           | HVAC & commercial refrigeration equipment mfg ..... | 955   | 9 109             | 31 339 | 5                              | 1   | -      | -        | -        | 2        | 1          | -          | 1          | -             |
| 3336                            | Engine, turbine & power transmsn equip mfg .....    | 481   | 3 918             | 15 305 | 3                              | -   | -      | -        | -        | 1        | 1          | 1          | -          | -             |
| 33361                           | Engine, turbine & power transmsn equip mfg .....    | 481   | 3 918             | 15 305 | 3                              | -   | -      | -        | -        | 1        | 1          | 1          | -          | -             |
| 333618                          | Other engine equipment mfg .....                    | 481   | 3 918             | 15 305 | 3                              | -   | -      | -        | -        | 1        | 1          | 1          | -          | -             |
| 334                             | Computer & electronic product mfg .....             | 1 362   | 9 566             | 40 582 | 15                             | 5   | 1      | 2        | 2        | 2        | 1          | 2          | -          | -             |
| 3342                            | Communications equipment mfg .....                  | (C)   | (D)               | (D)    | 2                              | -   | -      | -        | 1        | 1        | -          | -          | -          | -             |
| 33429                           | Other communications equipment mfg .....            | (C)   | (D)               | (D)    | 2                              | -   | -      | -        | 1        | 1        | -          | -          | -          | -             |
| 3344                            | Semiconductor & oth electronic component mfg .....  | (G)   | (D)               | (D)    | 5                              | 1   | -      | 1        | -        | -        | 1          | 2          | -          | -             |
| 33441                           | Semiconductor & oth electronic component mfg .....  | (G)   | (D)               | (D)    | 5                              | 1   | -      | 1        | -        | -        | 1          | 2          | -          | -             |
| 335                             | Electrical equip, appliance & component mfg .....   | (F)   | (D)               | (D)    | 5                              | 3   | -      | -        | -        | 1        | -          | -          | 1          | -             |
| 3353                            | Electrical equipment mfg .....                      | (F)   | (D)               | (D)    | 2                              | 1   | -      | -        | -        | -        | -          | -          | 1          | -             |
| 33531                           | Electrical equipment mfg .....                      | (F)   | (D)               | (D)    | 2                              | 1   | -      | -        | -        | -        | -          | -          | 1          | -             |
| 336                             | Transportation equipment mfg .....                  | 1 658   | 11 134            | 43 881 | 28                             | 7   | 5      | 3        | 4        | 3        | 5          | -          | 1          | -             |
| 3361                            | Motor vehicle mfg .....                             | (C)   | (D)               | (D)    | 3                              | -   | -      | 1        | 1        | -        | 1          | -          | -          | -             |
| 33611                           | Automobile & light duty motor vehicle mfg .....     | (C)   | (D)               | (D)    | 2                              | -   | -      | -        | 1        | -        | 1          | -          | -          | -             |
| 3362                            | Motor vehicle body & trailer mfg .....              | 332   | 2 584             | 9 238  | 8                              | -   | 3      | 1        | 1        | 2        | 1          | -          | -          | -             |
| 33621                           | Motor vehicle body & trailer mfg .....              | 332   | 2 584             | 9 238  | 8                              | -   | 3      | 1        | 1        | 2        | 1          | -          | -          | -             |
| 3363                            | Motor vehicle parts mfg .....                       | 1 144   | 7 436             | 30 945 | 15                             | 6   | 2      | 1        | 1        | 1        | 3          | -          | 1          | -             |
| 33631                           | Motor vehicle gas engine & engine parts mfg .....   | (E)   | (D)               | (D)    | 4                              | 2   | -      | -        | -        | -        | 2          | -          | -          | -             |
| 33633                           | Motor vehicle steering & suspension parts mfg ..... | (C)   | (D)               | (D)    | 2                              | 1   | -      | -        | -        | -        | 1          | -          | -          | -             |
| 33635                           | MV transmission & power train parts mfg .....       | (F)   | (D)               | (D)    | 4                              | 2   | 1      | -        | -        | -        | -          | -          | 1          | -             |
| 337                             | Furniture & related product mfg .....               | 198   | 1 275             | 5 151  | 16                             | 8   | 2      | 3        | 2        | 1        | -          | -          | -          | -             |
| 339                             | Miscellaneous mfg .....                             | 462   | 2 835             | 11 769 | 38                             | 22  | 4      | 5        | 4        | 3        | -          | -          | -          | -             |
| 3391                            | Medical equipment & supplies mfg .....              | 191   | 1 159             | 4 901  | 16                             | 13  | 1      | -        | -        | 2        | -          | -          | -          | -             |
| 33911                           | Medical equipment & supplies mfg .....              | 191   | 1 159             | 4 901  | 16                             | 13  | 1      | -        | -        | 2        | -          | -          | -          | -             |
| 3399                            | Other miscellaneous mfg .....                       | 271   | 1 676             | 6 868  | 22                             | 9   | 3      | 5        | 4        | 1        | -          | -          | -          | -             |
| 33995                           | Sign mfg .....                                      | 169   | 1 161             | 5 257  | 12                             | 5   | 1      | 3        | 2        | 1        | -          | -          | -          | -             |
| 339950                          | Sign mfg .....                                      | 169   | 1 161             | 5 257  | 12                             | 5   | 1      | 3        | 2        | 1        | -          | -          | -          | -             |

See footnotes at end of table.

**Table 6. Counties—Employees, Payroll, and Establishments by Industry: 2003—Con.**

[Excludes most government employees, railroad employees, and self-employed persons. Size class 1 to 4 includes establishments with payroll, but no employees, during mid-March pay period. (D) denotes figures withheld to avoid disclosing data for individual companies; the data are included in broader industry totals. Detailed industries with 100 or more employees are shown if industry was not a (D). For explanation of terms, abbreviations, and data reliability/comparability, see introductory text]

| NAICS code         | Industry   | Number of employees for week including March 12 | Payroll (\$1,000) |                | Total number of establishments | Number of establishments by employment-size class |           |           |           |           |            |            |            |               |
|--------------------|--|---|-------------------|----------------|--------------------------------|---|-----------|-----------|-----------|-----------|------------|------------|------------|---------------|
|                    |  |   | First quarter     | Annual         |                                | 1 to 4  | 5 to 9    | 10 to 19  | 20 to 49  | 50 to 99  | 100 to 249 | 250 to 499 | 500 to 999 | 1,000 or more |
| <b>GREENE—Con.</b> |  |   |                   |                |                                |   |           |           |           |           |            |            |            |               |
| <b>42</b>          | <b>Wholesale trade</b> .....   | <b>8 468</b>                                    | <b>71 603</b>     | <b>310 173</b> | <b>506</b>                     | <b>201</b>  | <b>98</b> | <b>99</b> | <b>72</b> | <b>22</b> | <b>12</b>  | <b>2</b>   | —          | —             |
| 423                | Merchant Wholesalers, Durable Goods .....                                      | 4 784   | 40 363            | 167 930        | 333                            | 118   | 70        | 77        | 53        | 11        | 3          | 1          | —          | —             |
| 4231               | Motor Vehicle and Motor Vehicle Parts and Supplies Merchant Wholesalers .....  | 1 128   | 9 294             | 41 038         | 47                             | 18  | 5         | 9         | 10        | 3         | 1          | 1          | —          | —             |
| 42311              | Automobile and Other Motor Vehicle Merchant Wholesalers .....                  | 462   | 3 486             | 15 139         | 20                             | 9   | 1         | 3         | 3         | 3         | 1          | —          | —          | —             |
| 423110             | Automobile and Other Motor Vehicle Merchant Wholesalers .....                  | 462   | 3 486             | 15 139         | 20                             | 9   | 1         | 3         | 3         | 3         | 1          | —          | —          | —             |
| 42312              | Motor Vehicle Supplies and New Parts Merchant Wholesalers .....                | 556   | 4 936             | 21 950         | 18                             | 7   | 2         | 3         | 5         | —         | —          | 1          | —          | —             |
| 423120             | Motor Vehicle Supplies and New Parts Merchant Wholesalers .....                | 556   | 4 936             | 21 950         | 18                             | 7   | 2         | 3         | 5         | —         | —          | 1          | —          | —             |
| 4232               | Furniture and Home Furnishing Merchant Wholesalers .....                       | 176   | 1 405             | 5 640          | 16                             | 9   | 2         | 2         | 2         | 1         | —          | —          | —          | —             |
| 42321              | Furniture Merchant Wholesalers .....   | 137   | 1 146             | 4 550          | 7                              | 2   | 2         | —         | 2         | 1         | —          | —          | —          | —             |
| 423210             | Furniture Merchant Wholesalers .....   | 137   | 1 146             | 4 550          | 7                              | 2   | 2         | —         | 2         | 1         | —          | —          | —          | —             |
| 4233               | Lumber and Other Construction Materials Merchant Wholesalers .....             | 520   | 4 776             | 19 406         | 36                             | 10  | 8         | 10        | 7         | 1         | —          | —          | —          | —             |
| 42331              | Lumber, Plywood, Millwork, and Wood Panel Merchant Wholesalers .....           | 409   | 3 801             | 15 128         | 21                             | 4   | 2         | 8         | 6         | 1         | —          | —          | —          | —             |
| 423310             | Lumber, Plywood, Millwork, and Wood Panel Merchant Wholesalers .....           | 409   | 3 801             | 15 128         | 21                             | 4   | 2         | 8         | 6         | 1         | —          | —          | —          | —             |
| 4234               | Professional and Commercial Equipment and Supplies Merchant Wholesalers .....  | 443   | 4 223             | 16 920         | 40                             | 10  | 10        | 12        | 8         | —         | —          | —          | —          | —             |
| 42342              | Office Equipment Merchant Wholesalers .....                                    | 143   | 1 226             | 5 242          | 13                             | 3   | 3         | 4         | 3         | —         | —          | —          | —          | —             |
| 423420             | Office Equipment Merchant Wholesalers .....                                    | 143   | 1 226             | 5 242          | 13                             | 3   | 3         | 4         | 3         | —         | —          | —          | —          | —             |
| 4235               | Metal and Mineral (except Petroleum) Merchant Wholesalers .....                | 241   | 1 910             | 8 344          | 14                             | 3   | 3         | 5         | 2         | 1         | —          | —          | —          | —             |
| 42351              | Metal Service Centers and Other Metal Merchant Wholesalers .....               | 241   | 1 910             | 8 344          | 14                             | 3   | 3         | 5         | 2         | 1         | —          | —          | —          | —             |
| 423510             | Metal Service Centers and Other Metal Merchant Wholesalers .....               | 241   | 1 910             | 8 344          | 14                             | 3   | 3         | 5         | 2         | 1         | —          | —          | —          | —             |
| 4236               | Electrical and Electronic Goods Merchant Wholesalers .....                     | 415   | 3 157             | 12 696         | 35                             | 12  | 10        | 9         | 3         | —         | 1          | —          | —          | —             |
| 42361              | Electrical Apparatus and Equipment, Wiring Supplies, and Related Equipme ..... | 227   | 1 754             | 6 789          | 12                             | 3   | 2         | 5         | 1         | —         | 1          | —          | —          | —             |
| 423610             | Electrical Apparatus and Equipment, Wiring Supplies, and Related Equipme ..... | 227   | 1 754             | 6 789          | 12                             | 3   | 2         | 5         | 1         | —         | 1          | —          | —          | —             |
| 42369              | Other Electronic Parts and Equipment Merchant Wholesalers .....                | 158   | 1 182             | 5 053          | 18                             | 8   | 5         | 3         | 2         | —         | —          | —          | —          | —             |
| 423690             | Other Electronic Parts and Equipment Merchant Wholesalers .....                | 158   | 1 182             | 5 053          | 18                             | 8   | 5         | 3         | 2         | —         | —          | —          | —          | —             |
| 4237               | Hardware, and Plumbing and Heating Equipment and Supplies Merchant Whole ..... | 457   | 3 637             | 16 009         | 31                             | 9   | 7         | 10        | 4         | —         | 1          | —          | —          | —             |
| 42372              | Plumbing and Heating Equipment and Supplies (Hydronics) Merchant Wholesa ..... | 218   | 1 587             | 6 525          | 9                              | 2   | 3         | 2         | 1         | —         | 1          | —          | —          | —             |
| 423720             | Plumbing and Heating Equipment and Supplies (Hydronics) Merchant Wholesa ..... | 218   | 1 587             | 6 525          | 9                              | 2   | 3         | 2         | 1         | —         | 1          | —          | —          | —             |
| 42373              | Warm Air Heating and Air-Conditioning Equipment and Supplies Merchant Wh ..... | 123   | 954               | 4 541          | 12                             | 2   | 3         | 6         | 1         | —         | —          | —          | —          | —             |
| 423730             | Warm Air Heating and Air-Conditioning Equipment and Supplies Merchant Wh ..... | 123   | 954               | 4 541          | 12                             | 2   | 3         | 6         | 1         | —         | —          | —          | —          | —             |
| 4238               | Machinery, Equipment, and Supplies Merchant Wholesalers .....                  | 1 032   | 9 023             | 34 875         | 82                             | 29  | 22        | 16        | 12        | 3         | —          | —          | —          | —             |
| 42381              | Construction and Mining (except Oil Well) Machinery and Equipment Mercha ..... | 213   | 1 853             | 8 294          | 12                             | 4   | 1         | 5         | 1         | 1         | —          | —          | —          | —             |
| 423810             | Construction and Mining (except Oil Well) Machinery and Equipment Mercha ..... | 213   | 1 853             | 8 294          | 12                             | 4   | 1         | 5         | 1         | 1         | —          | —          | —          | —             |
| 42382              | Farm and Garden Machinery and Equipment Merchant Wholesalers .....             | (C)   | (D)               | (D)            | 10                             | 4   | 3         | 1         | 2         | —         | —          | —          | —          | —             |
| 42383              | Industrial Machinery and Equipment Merchant Wholesalers .....                  | 342   | 3 665             | 13 011         | 32                             | 13  | 9         | 5         | 4         | 1         | —          | —          | —          | —             |
| 423830             | Industrial Machinery and Equipment Merchant Wholesalers .....                  | 342   | 3 665             | 13 011         | 32                             | 13  | 9         | 5         | 4         | 1         | —          | —          | —          | —             |
| 42384              | Industrial Supplies Merchant Wholesalers .....                                 | 128   | 1 120             | 4 300          | 16                             | 5   | 7         | 3         | 1         | —         | —          | —          | —          | —             |
| 423840             | Industrial Supplies Merchant Wholesalers .....                                 | 128   | 1 120             | 4 300          | 16                             | 5   | 7         | 3         | 1         | —         | —          | —          | —          | —             |
| 42385              | Service Establishment Equipment and Supplies Merchant Wholesalers .....        | 183   | 1 252             | 5 058          | 10                             | 2   | 2         | 2         | 3         | 1         | —          | —          | —          | —             |
| 423850             | Service Establishment Equipment and Supplies Merchant Wholesalers .....        | 183   | 1 252             | 5 058          | 10                             | 2   | 2         | 2         | 3         | 1         | —          | —          | —          | —             |
| 4239               | Miscellaneous Durable Goods Merchant Wholesalers .....                         | 372   | 2 938             | 13 002         | 32                             | 18  | 3         | 4         | 5         | 2         | —          | —          | —          | —             |
| 42391              | Sporting and Recreational Goods and Supplies Merchant Wholesalers .....        | 133   | 1 054             | 4 333          | 8                              | 3   | 1         | 2         | 1         | 1         | —          | —          | —          | —             |
| 423910             | Sporting and Recreational Goods and Supplies Merchant Wholesalers .....        | 133   | 1 054             | 4 333          | 8                              | 3   | 1         | 2         | 1         | 1         | —          | —          | —          | —             |
| 42393              | Recyclable Material Merchant Wholesalers .....                                 | 168   | 1 384             | 5 907          | 9                              | 3   | 1         | 2         | 2         | 1         | —          | —          | —          | —             |
| 423930             | Recyclable Material Merchant Wholesalers .....                                 | 168   | 1 384             | 5 907          | 9                              | 3   | 1         | 2         | 2         | 1         | —          | —          | —          | —             |
| 424                | Merchant Wholesalers, Nondurable Goods .....                                   | 3 364   | 29 365            | 134 448        | 140                            | 57  | 24        | 21        | 18        | 11        | 8          | 1          | —          | —             |
| 4241               | Paper and Paper Product Merchant Wholesalers .....                             | 257   | 1 885             | 7 907          | 16                             | 6   | 3         | 3         | 3         | 1         | —          | —          | —          | —             |
| 42412              | Stationery and Office Supplies Merchant Wholesalers .....                      | 147   | 869               | 3 838          | 10                             | 4   | 3         | 1         | 1         | 1         | —          | —          | —          | —             |
| 424120             | Stationery and Office Supplies Merchant Wholesalers .....                      | 147   | 869               | 3 838          | 10                             | 4   | 3         | 1         | 1         | 1         | —          | —          | —          | —             |
| 4242               | Drugs and Druggists' Sundries Merchant Wholesalers .....                       | 185   | 1 960             | 10 899         | 7                              | 2   | —         | 3         | 1         | —         | 1          | —          | —          | —             |
| 42421              | Drugs and Druggists' Sundries Merchant Wholesalers .....                       | 185   | 1 960             | 10 899         | 7                              | 2   | —         | 3         | 1         | —         | 1          | —          | —          | —             |
| 424210             | Drugs and Druggists' Sundries Merchant Wholesalers .....                       | 185   | 1 960             | 10 899         | 7                              | 2   | —         | 3         | 1         | —         | 1          | —          | —          | —             |

See footnotes at end of table.

**Table 6. Counties—Employees, Payroll, and Establishments by Industry: 2003—Con.**

[Excludes most government employees, railroad employees, and self-employed persons. Size class 1 to 4 includes establishments with payroll, but no employees, during mid-March pay period. (D) denotes figures withheld to avoid disclosing data for individual companies; the data are included in broader industry totals. Detailed industries with 100 or more employees are shown if industry was not a (D). For explanation of terms, abbreviations, and data reliability/comparability, see introductory text]

| NAICS code                                  | Industry   | Number of employees for week including March 12 | Payroll (\$1,000) |                | Total number of establishments | Number of establishments by employment-size class |            |            |            |           |            |            |            |               |
|---|--|---|-------------------|----------------|--------------------------------|---|------------|------------|------------|-----------|------------|------------|------------|---------------|
|   |  |   | First quarter     | Annual         |                                | 1 to 4  | 5 to 9     | 10 to 19   | 20 to 49   | 50 to 99  | 100 to 249 | 250 to 499 | 500 to 999 | 1,000 or more |
| <b>GREENE—Con.</b>                          |  |   |                   |                |                                |   |            |            |            |           |            |            |            |               |
| <b>42 Wholesale trade—Con.</b>              |  |   |                   |                |                                |   |            |            |            |           |            |            |            |               |
| Merchant Wholesalers, Nondurable Goods—Con. |  |   |                   |                |                                |   |            |            |            |           |            |            |            |               |
| 4244  | Grocery and Related Product Wholesalers                                  | 1 036   | 9 401             | 43 048         | 29                             | 13  | 3          | 3          | 3          | 1         | 6          | —          | —          | —             |
| 42441                                       | General Line Grocery Merchant Wholesalers                                | (C)   | (D)               | (D)            | 2                              | 1   | —          | —          | —          | —         | 1          | —          | —          | —             |
| 42442                                       | Packaged Frozen Food Merchant Wholesalers                                | 374   | 3 088             | 14 461         | 7                              | 3   | 2          | —          | —          | —         | 2          | —          | —          | —             |
| 424420                                      | Packaged Frozen Food Merchant Wholesalers                                | 374   | 3 088             | 14 461         | 7                              | 3   | 2          | —          | —          | —         | 2          | —          | —          | —             |
| 42447                                       | Meat and Meat Product Merchant Wholesalers                               | 183   | 1 476             | 6 847          | 4                              | 1   | —          | —          | 1          | 1         | 1          | —          | —          | —             |
| 424470                                      | Meat and Meat Product Merchant Wholesalers                               | 183   | 1 476             | 6 847          | 4                              | 1   | —          | —          | 1          | 1         | 1          | —          | —          | —             |
| 42449                                       | Other Grocery and Related Products Merchant Wholesalers                  | 303   | 2 344             | 9 733          | 12                             | 6   | 1          | 2          | 1          | —         | 2          | —          | —          | —             |
| 424490                                      | Other Grocery and Related Products Merchant Wholesalers                  | 303   | 2 344             | 9 733          | 12                             | 6   | 1          | 2          | 1          | —         | 2          | —          | —          | —             |
| 4246  | Chemical and Allied Products Merchant Wholesalers                        | 626   | 6 919             | 34 196         | 23                             | 7   | 7          | 5          | 3          | —         | —          | 1          | —          | —             |
| 42469                                       | Other Chemical and Allied Products Merchant Wholesalers                  | (F)   | (D)               | (D)            | 21                             | 7   | 6          | 4          | 3          | —         | —          | 1          | —          | —             |
| 4247  | Petroleum and Petroleum Products Merchant Wholesalers                    | 139   | 1 161             | 4 877          | 7                              | 4   | 1          | —          | 1          | 1         | —          | —          | —          | —             |
| 42472                                       | Petroleum and Petroleum Products Merchant Wholesalers (except Bulk Stati | 125   | 1 086             | 4 555          | 4                              | 2   | —          | —          | 1          | 1         | —          | —          | —          | —             |
| 424720                                      | Petroleum and Petroleum Products Merchant Wholesalers (except Bulk Stati | 125   | 1 086             | 4 555          | 4                              | 2   | —          | —          | 1          | 1         | —          | —          | —          | —             |
| 4248  | Beer, Wine, and Distilled Alcoholic Beverage Merchant Wholesalers        | 308   | 2 743             | 12 604         | 5                              | —   | —          | —          | 2          | 3         | —          | —          | —          | —             |
| 42481                                       | Beer and Ale Merchant Wholesalers  | (C)   | (D)               | (D)            | 3                              | —   | —          | —          | 2          | 1         | —          | —          | —          | —             |
| 42482                                       | Wine and Distilled Alcoholic Beverage Merchant Wholesalers               | (C)   | (D)               | (D)            | 2                              | —   | —          | —          | —          | 2         | —          | —          | —          | —             |
| 4249  | Miscellaneous Nondurable Goods Merchant Wholesalers                      | 731   | 4 947             | 19 335         | 45                             | 19  | 10         | 7          | 4          | 4         | 1          | —          | —          | —             |
| 42491                                       | Farm Supplies Merchant Wholesalers                                       | 227   | 1 913             | 8 081          | 9                              | 2   | 1          | 3          | 1          | 1         | —          | —          | —          | —             |
| 424910                                      | Farm Supplies Merchant Wholesalers                                       | 227   | 1 913             | 8 081          | 9                              | 2   | 1          | 3          | 1          | 1         | —          | —          | —          | —             |
| 42493                                       | Flower, Nursery Stock, and Florists' Supplies Merchant Wholesalers       | 146   | 582               | 2 391          | 8                              | 3   | 3          | —          | 1          | 1         | —          | —          | —          | —             |
| 424930                                      | Flower, Nursery Stock, and Florists' Supplies Merchant Wholesalers       | 146   | 582               | 2 391          | 8                              | 3   | 3          | —          | 1          | 1         | —          | —          | —          | —             |
| 42499                                       | Other Miscellaneous Nondurable Goods Merchant Wholesalers                | 153   | 852               | 3 365          | 15                             | 8   | 3          | 2          | 1          | 1         | —          | —          | —          | —             |
| 424990                                      | Other Miscellaneous Nondurable Goods Merchant Wholesalers                | 153   | 852               | 3 365          | 15                             | 8   | 3          | 2          | 1          | 1         | —          | —          | —          | —             |
| 425   | Wholesale Electronic Markets and Agents and Brokers                      | 320   | 1 875             | 7 795          | 33                             | 26  | 4          | 1          | 1          | —         | 1          | —          | —          | —             |
| 4251  | Wholesale Electronic Markets and Agents and Brokers                      | 320   | 1 875             | 7 795          | 33                             | 26  | 4          | 1          | 1          | —         | 1          | —          | —          | —             |
| 42512                                       | Wholesale Trade Agents and Brokers                                       | (E)   | (D)               | (D)            | 31                             | 24  | 4          | 1          | 1          | —         | 1          | —          | —          | —             |
| <b>44-45</b>                                | <b>Retail trade</b>  | <b>19 222</b>                                   | <b>91 231</b>     | <b>382 681</b> | <b>1 275</b>                   | <b>500</b>  | <b>369</b> | <b>222</b> | <b>115</b> | <b>38</b> | <b>19</b>  | <b>12</b>  | <b>—</b>   | <b>—</b>      |
| 441   | Motor vehicle & parts dealers  | 3 094   | 21 199            | 95 161         | 187                            | 85  | 38         | 34         | 15         | 8         | 5          | 2          | —          | —             |
| 4411  | Automobile dealers   | 1 806   | 14 600            | 66 608         | 87                             | 47  | 10         | 9          | 8          | 7         | 5          | 1          | —          | —             |
| 44111                                       | New car dealers  | 1 583   | 13 377            | 61 377         | 31                             | 6   | 1          | 5          | 6          | 7         | 5          | 1          | —          | —             |
| 441110                                      | New car dealers  | 1 583   | 13 377            | 61 377         | 31                             | 6   | 1          | 5          | 6          | 7         | 5          | 1          | —          | —             |
| 44112                                       | Used car dealers   | 223   | 1 223             | 5 231          | 56                             | 41  | 9          | 4          | 2          | —         | —          | —          | —          | —             |
| 441120                                      | Used car dealers   | 223   | 1 223             | 5 231          | 56                             | 41  | 9          | 4          | 2          | —         | —          | —          | —          | —             |
| 4412  | Other motor vehicle dealers  | 106   | 519               | 2 442          | 16                             | 8   | 4          | 3          | 1          | —         | —          | —          | —          | —             |
| 4413  | Automotive parts, accessories & tire stores                              | 1 182   | 6 080             | 26 111         | 84                             | 30  | 24         | 22         | 6          | 1         | —          | 1          | —          | —             |
| 44131                                       | Automotive parts, accessories & tire stores                              | 950   | 4 479             | 18 988         | 59                             | 24  | 16         | 13         | 4          | 1         | —          | —          | —          | —             |
| 441310                                      | Automotive parts, accessories & tire stores                              | 950   | 4 479             | 18 988         | 59                             | 24  | 16         | 13         | 4          | 1         | —          | —          | —          | —             |
| 44132                                       | Tire dealers   | 232   | 1 601             | 7 123          | 25                             | 6   | 8          | 9          | 2          | —         | —          | —          | —          | —             |
| 441320                                      | Tire dealers   | 232   | 1 601             | 7 123          | 25                             | 6   | 8          | 9          | 2          | —         | —          | —          | —          | —             |
| 442   | Furniture & home furnishing stores                                       | 696   | 4 012             | 16 402         | 80                             | 36  | 20         | 16         | 8          | —         | —          | —          | —          | —             |
| 4421  | Furniture stores   | 369   | 2 236             | 9 111          | 38                             | 14  | 9          | 12         | 3          | —         | —          | —          | —          | —             |
| 44211                                       | Furniture stores   | 369   | 2 236             | 9 111          | 38                             | 14  | 9          | 12         | 3          | —         | —          | —          | —          | —             |
| 442110                                      | Furniture stores   | 369   | 2 236             | 9 111          | 38                             | 14  | 9          | 12         | 3          | —         | —          | —          | —          | —             |
| 4422  | Home furnishings stores  | 327   | 1 776             | 7 291          | 42                             | 22  | 11         | 4          | 5          | —         | —          | —          | —          | —             |
| 44221                                       | Floor covering stores  | 172   | 1 312             | 5 316          | 20                             | 9   | 7          | 1          | 3          | —         | —          | —          | —          | —             |
| 442210                                      | Floor covering stores  | 172   | 1 312             | 5 316          | 20                             | 9   | 7          | 1          | 3          | —         | —          | —          | —          | —             |
| 44229                                       | Other home furnishings stores  | 155   | 464               | 1 975          | 22                             | 13  | 4          | 3          | 2          | —         | —          | —          | —          | —             |
| 443   | Electronics & appliance stores   | 561   | 3 047             | 12 469         | 53                             | 27  | 13         | 7          | 4          | 1         | 1          | —          | —          | —             |
| 4431  | Electronics & appliance stores   | 561   | 3 047             | 12 469         | 53                             | 27  | 13         | 7          | 4          | 1         | 1          | —          | —          | —             |
| 44311                                       | Appliance, TV & all other electronics stores                             | 445   | 2 276             | 9 951          | 42                             | 25  | 8          | 5          | 2          | 1         | 1          | —          | —          | —             |
| 443111                                      | Household appliance stores   | 108   | 622               | 2 657          | 13                             | 6   | 3          | 2          | 2          | —         | —          | —          | —          | —             |
| 443112                                      | Radio, television & other electronics stores                             | 337   | 1 654             | 7 294          | 29                             | 19  | 5          | 3          | —          | 1         | 1          | —          | —          | —             |
| 444   | Bldg material & garden equip & supp dealers                              | 1 640   | 8 999             | 37 120         | 108                            | 32  | 34         | 19         | 18         | 2         | 3          | —          | —          | —             |
| 4441  | Building material & supplies dealers                                     | 1 395   | 7 987             | 32 618         | 81                             | 20  | 28         | 16         | 12         | 2         | 3          | —          | —          | —             |
| 44411                                       | Home centers   | 510   | 2 568             | 10 514         | 6                              | —   | —          | —          | 1          | —         | 3          | —          | —          | —             |
| 444110                                      | Home centers   | 510   | 2 568             | 10 514         | 6                              | —   | —          | —          | 1          | —         | 3          | —          | —          | —             |
| 44413                                       | Hardware stores  | 140   | 701               | 2 741          | 10                             | 1   | 4          | 4          | —          | 1         | —          | —          | —          | —             |
| 444130                                      | Hardware stores  | 140   | 701               | 2 741          | 10                             | 1   | 4          | 4          | —          | 1         | —          | —          | —          | —             |
| 44419                                       | Other building material dealers  | 657   | 4 340             | 17 612         | 53                             | 15  | 16         | 11         | 10         | 1         | —          | —          | —          | —             |
| 444190                                      | Other building material dealers  | 657   | 4 340             | 17 612         | 53                             | 15  | 16         | 11         | 10         | 1         | —          | —          | —          | —             |
| 4442  | Lawn & garden equip & supplies stores                                    | 245   | 1 012             | 4 502          | 27                             | 12  | 6          | 3          | 6          | —         | —          | —          | —          | —             |
| 44422                                       | Nursery & garden centers   | 177   | 712               | 3 126          | 20                             | 10  | 4          | 2          | 4          | —         | —          | —          | —          | —             |
| 444220                                      | Nursery & garden centers   | 177   | 712               | 3 126          | 20                             | 10  | 4          | 2          | 4          | —         | —          | —          | —          | —             |

See footnotes at end of table.

**Table 6. Counties—Employees, Payroll, and Establishments by Industry: 2003—Con.**

[Excludes most government employees, railroad employees, and self-employed persons. Size class 1 to 4 includes establishments with payroll, but no employees, during mid-March pay period. (D) denotes figures withheld to avoid disclosing data for individual companies; the data are included in broader industry totals. Detailed industries with 100 or more employees are shown if industry was not a (D). For explanation of terms, abbreviations, and data reliability/comparability, see introductory text]

| NAICS code                     | Industry  | Number of employees for week including March 12 | Payroll (\$1,000) |        | Total number of establishments | Number of establishments by employment-size class |        |          |          |          |            |            |            |               |
|--------------------------------|---|---|-------------------|--------|--------------------------------|---|--------|----------|----------|----------|------------|------------|------------|---------------|
|                                |   |   | First quarter     | Annual |                                | 1 to 4  | 5 to 9 | 10 to 19 | 20 to 49 | 50 to 99 | 100 to 249 | 250 to 499 | 500 to 999 | 1,000 or more |
| <b>GREENE—Con.</b>             |   |   |                   |        |                                |   |        |          |          |          |            |            |            |               |
| <b>44-45 Retail trade—Con.</b> |   |   |                   |        |                                |   |        |          |          |          |            |            |            |               |
| 445                            | Food & beverage stores .....                                | 1 835   | 6 811             | 28 169 | 91                             | 46  | 16     | 7        | 6        | 11       | 5          | —          | —          | —             |
| 4451                           | Grocery stores .....  | 1 650   | 6 267             | 25 829 | 44                             | 13  | 4      | 5        | 6        | 11       | 5          | —          | —          | —             |
| 44511                          | Grocery (except convenience) stores .....                   | 1 640   | 6 237             | 25 590 | 38                             | 8   | 3      | 5        | 6        | 11       | 5          | —          | —          | —             |
| 445110                         | Grocery (except convenience) stores .....                   | 1 640   | 6 237             | 25 590 | 38                             | 8   | 3      | 5        | 6        | 11       | 5          | —          | —          | —             |
| 4453                           | Beer, wine & liquor stores .....                            | 119   | 347               | 1 387  | 30                             | 21  | 8      | 1        | —        | —        | —          | —          | —          | —             |
| 44531                          | Beer, wine & liquor stores .....                            | 119   | 347               | 1 387  | 30                             | 21  | 8      | 1        | —        | —        | —          | —          | —          | —             |
| 445310                         | Beer, wine & liquor stores .....                            | 119   | 347               | 1 387  | 30                             | 21  | 8      | 1        | —        | —        | —          | —          | —          | —             |
| 446                            | Health & personal care stores .....                         | 986   | 5 219             | 21 479 | 88                             | 21  | 35     | 16       | 14       | 2        | —          | —          | —          | —             |
| 4461                           | Health & personal care stores .....                         | 986   | 5 219             | 21 479 | 88                             | 21  | 35     | 16       | 14       | 2        | —          | —          | —          | —             |
| 44611                          | Pharmacies & drug stores .....                              | 596   | 3 514             | 14 430 | 36                             | 3   | 11     | 10       | 10       | 2        | —          | —          | —          | —             |
| 446110                         | Pharmacies & drug stores .....                              | 596   | 3 514             | 14 430 | 36                             | 3   | 11     | 10       | 10       | 2        | —          | —          | —          | —             |
| 44612                          | Cosmetics, beauty supplies & perfume stores .....           | 116   | 239               | 1 073  | 14                             | 4   | 8      | 1        | 1        | —        | —          | —          | —          | —             |
| 446120                         | Cosmetics, beauty supplies & perfume stores .....           | 116   | 239               | 1 073  | 14                             | 4   | 8      | 1        | 1        | —        | —          | —          | —          | —             |
| 44613                          | Optical goods stores .....                                  | 124   | 673               | 2 741  | 17                             | 7   | 5      | 4        | 1        | —        | —          | —          | —          | —             |
| 446130                         | Optical goods stores .....                                  | 124   | 673               | 2 741  | 17                             | 7   | 5      | 4        | 1        | —        | —          | —          | —          | —             |
| 44619                          | Other health & personal care stores .....                   | 150   | 793               | 3 235  | 21                             | 7   | 11     | 1        | 2        | —        | —          | —          | —          | —             |
| 447                            | Gasoline stations .....                                     | 1 099   | 4 234             | 17 795 | 130                            | 20  | 79     | 26       | 3        | 2        | —          | —          | —          | —             |
| 4471                           | Gasoline stations .....                                     | 1 099   | 4 234             | 17 795 | 130                            | 20  | 79     | 26       | 3        | 2        | —          | —          | —          | —             |
| 44711                          | Gasoline stations with convenience stores .....             | 835   | 3 090             | 13 030 | 99                             | 7   | 69     | 20       | 2        | 1        | —          | —          | —          | —             |
| 447110                         | Gasoline stations with convenience stores .....             | 835   | 3 090             | 13 030 | 99                             | 7   | 69     | 20       | 2        | 1        | —          | —          | —          | —             |
| 44719                          | Other gasoline stations .....                               | 264   | 1 144             | 4 765  | 31                             | 13  | 10     | 6        | 1        | 1        | —          | —          | —          | —             |
| 447190                         | Other gasoline stations .....                               | 264   | 1 144             | 4 765  | 31                             | 13  | 10     | 6        | 1        | 1        | —          | —          | —          | —             |
| 448                            | Clothing & clothing accessories stores .....                | 1 621   | 5 245             | 20 996 | 159                            | 54  | 46     | 42       | 14       | 3        | —          | —          | —          | —             |
| 4481                           | Clothing stores .....                                       | 1 128   | 3 350             | 13 444 | 102                            | 31  | 27     | 32       | 9        | 3        | —          | —          | —          | —             |
| 44812                          | Women's clothing stores .....                               | 355   | 836               | 3 506  | 38                             | 10  | 12     | 13       | 3        | —        | —          | —          | —          | —             |
| 448120                         | Women's clothing stores .....                               | 355   | 836               | 3 506  | 38                             | 10  | 12     | 13       | 3        | —        | —          | —          | —          | —             |
| 44813                          | Children's & infants' clothing stores .....                 | 105   | 218               | 884    | 10                             | 1   | 3      | 5        | 1        | —        | —          | —          | —          | —             |
| 448130                         | Children's & infants' clothing stores .....                 | 105   | 218               | 884    | 10                             | 1   | 3      | 5        | 1        | —        | —          | —          | —          | —             |
| 44814                          | Family clothing stores .....                                | 430   | 1 484             | 5 670  | 21                             | 6   | 1      | 7        | 4        | 3        | —          | —          | —          | —             |
| 448140                         | Family clothing stores .....                                | 430   | 1 484             | 5 670  | 21                             | 6   | 1      | 7        | 4        | 3        | —          | —          | —          | —             |
| 44819                          | Other clothing stores .....                                 | 152   | 499               | 2 038  | 17                             | 8   | 4      | 4        | 1        | —        | —          | —          | —          | —             |
| 448190                         | Other clothing stores .....                                 | 152   | 499               | 2 038  | 17                             | 8   | 4      | 4        | 1        | —        | —          | —          | —          | —             |
| 4482                           | Shoe stores .....   | 282   | 655               | 2 913  | 32                             | 12  | 13     | 3        | 4        | —        | —          | —          | —          | —             |
| 44821                          | Shoe stores .....   | 282   | 655               | 2 913  | 32                             | 12  | 13     | 3        | 4        | —        | —          | —          | —          | —             |
| 448210                         | Shoe stores .....   | 282   | 655               | 2 913  | 32                             | 12  | 13     | 3        | 4        | —        | —          | —          | —          | —             |
| 4483                           | Jewelry, luggage & leather goods stores .....               | 211   | 1 240             | 4 639  | 25                             | 11  | 6      | 7        | 1        | —        | —          | —          | —          | —             |
| 44831                          | Jewelry stores .....  | (C)   | (D)               | (D)    | 24                             | 11  | 5      | 7        | 1        | —        | —          | —          | —          | —             |
| 451                            | Sporting goods, hobby, book & music stores .....            | 1 380   | 5 305             | 21 694 | 85                             | 37  | 18     | 13       | 13       | 3        | —          | 1          | —          | —             |
| 4511                           | Sporting goods, hobby, musical instrument stores .....      | 1 127   | 4 598             | 18 902 | 62                             | 27  | 11     | 9        | 12       | 2        | —          | 1          | —          | —             |
| 45111                          | Sporting goods stores .....                                 | 700   | 3 157             | 12 714 | 25                             | 11  | 4      | 3        | 5        | 1        | —          | 1          | —          | —             |
| 451110                         | Sporting goods stores .....                                 | 700   | 3 157             | 12 714 | 25                             | 11  | 4      | 3        | 5        | 1        | —          | 1          | —          | —             |
| 45112                          | Hobby, toy & game stores .....                              | 289   | 837               | 3 589  | 23                             | 9   | 6      | 3        | 4        | 1        | —          | —          | —          | —             |
| 451120                         | Hobby, toy & game stores .....                              | 289   | 837               | 3 589  | 23                             | 9   | 6      | 3        | 4        | 1        | —          | —          | —          | —             |
| 4512                           | Book, periodical & music stores .....                       | 253   | 707               | 2 792  | 23                             | 10  | 7      | 4        | 1        | 1        | —          | —          | —          | —             |
| 45121                          | Book stores & news dealers .....                            | 209   | 600               | 2 376  | 18                             | 10  | 4      | 2        | 1        | 1        | —          | —          | —          | —             |
| 451211                         | Book stores .....   | 209   | 600               | 2 376  | 18                             | 10  | 4      | 2        | 1        | 1        | —          | —          | —          | —             |
| 452                            | General merchandise stores .....                            | 4 401   | 18 922            | 76 597 | 53                             | 8   | 18     | 6        | 4        | 5        | 8          | —          | —          | —             |
| 4521                           | Department stores .....                                     | 1 742   | 6 688             | 27 292 | 11                             | —   | —      | —        | —        | 4        | 5          | 2          | —          | —             |
| 45211                          | Department stores .....                                     | 1 742   | 6 688             | 27 292 | 11                             | —   | —      | —        | —        | 4        | 5          | 2          | —          | —             |
| 452111                         | Department Stores (except Discount Department Stores) ..... | 997   | 3 763             | 15 430 | 4                              | —   | —      | —        | —        | —        | 2          | 2          | —          | —             |
| 452112                         | Discount Department Stores .....                            | 745   | 2 925             | 11 862 | 7                              | —   | —      | —        | —        | 4        | 3          | —          | —          | —             |
| 4529                           | Other general merchandise stores .....                      | 2 659   | 12 234            | 49 305 | 42                             | 8   | 18     | 6        | 4        | —        | —          | 6          | —          | —             |
| 45291                          | Warehouse clubs & superstores .....                         | (G)   | (D)               | (D)    | 6                              | —   | —      | —        | —        | —        | —          | 6          | —          | —             |
| 45299                          | All other general merchandise stores .....                  | (E)   | (D)               | (D)    | 36                             | 8   | 18     | 6        | 4        | —        | —          | —          | —          | —             |
| 453                            | Miscellaneous store retailers .....                         | 1 044   | 3 826             | 16 431 | 161                            | 84  | 40     | 26       | 11       | —        | —          | —          | —          | —             |
| 4531                           | Florists .....  | 145   | 401               | 1 668  | 21                             | 10  | 6      | 3        | 2        | —        | —          | —          | —          | —             |
| 45311                          | Florists .....  | 145   | 401               | 1 668  | 21                             | 10  | 6      | 3        | 2        | —        | —          | —          | —          | —             |
| 453110                         | Florists .....  | 145   | 401               | 1 668  | 21                             | 10  | 6      | 3        | 2        | —        | —          | —          | —          | —             |
| 4532                           | Office supplies, stationery & gift stores .....             | 382   | 1 359             | 5 308  | 52                             | 25  | 13     | 10       | 4        | —        | —          | —          | —          | —             |
| 45321                          | Office supplies & stationery stores .....                   | 113   | 606               | 2 160  | 10                             | 4   | 2      | 2        | 2        | —        | —          | —          | —          | —             |
| 453210                         | Office supplies & stationery stores .....                   | 113   | 606               | 2 160  | 10                             | 4   | 2      | 2        | 2        | —        | —          | —          | —          | —             |
| 45322                          | Gift, novelty & souvenir stores .....                       | 269   | 753               | 3 148  | 42                             | 21  | 11     | 8        | 2        | —        | —          | —          | —          | —             |
| 453220                         | Gift, novelty & souvenir stores .....                       | 269   | 753               | 3 148  | 42                             | 21  | 11     | 8        | 2        | —        | —          | —          | —          | —             |
| 4533                           | Used merchandise stores .....                               | 143   | 442               | 1 841  | 30                             | 18  | 8      | 3        | 1        | —        | —          | —          | —          | —             |
| 45331                          | Used merchandise stores .....                               | 143   | 442               | 1 841  | 30                             | 18  | 8      | 3        | 1        | —        | —          | —          | —          | —             |
| 453310                         | Used merchandise stores .....                               | 143   | 442               | 1 841  | 30                             | 18  | 8      | 3        | 1        | —        | —          | —          | —          | —             |
| 4539                           | Other miscellaneous store retailers .....                   | 374   | 1 624             | 7 614  | 58                             | 31  | 13     | 10       | 4        | —        | —          | —          | —          | —             |
| 45391                          | Pet & pet supplies stores .....                             | 100   | 336               | 1 636  | 9                              | 3   | 1      | 4        | 1        | —        | —          | —          | —          | —             |
| 453910                         | Pet & pet supplies stores .....                             | 100   | 336               | 1 636  | 9                              | 3   | 1      | 4        | 1        | —        | —          | —          | —          | —             |
| 45399                          | All other miscellaneous store retailers .....               | 227   | 905               | 4 401  | 39                             | 22  | 9      | 5        | 3        | —        | —          | —          | —          | —             |
| 453998                         | All other misc store retailers (exc tobacco) .....          | 189   | 727               | 3 676  | 31                             | 18  | 6      | 4        | 3        | —        | —          | —          | —          | —             |
| 454                            | Nonstore retailers .....                                    | 865   | 4 412             | 18 368 | 80                             | 50  | 12     | 10       | 5        | 2        | —          | 1          | —          | —             |
| 4541                           | Electronic shopping & mail-order houses .....               | 519   | 2 415             | 9 752  | 21                             | 11  | 4      | 3        | 1        | 1        | —          | 1          | —          | —             |
| 45411                          | Electronic shopping & mail-order houses .....               | 519   | 2 415             | 9 752  | 21                             | 11  | 4      | 3        | 1        | 1        | —          | 1          | —          | —             |
| 454113                         | Mail-Order Houses .....                                     | 457   | 2 059             | 8 153  | 9                              | 3   | 2      | 2        | —        | 1        | —          | 1          | —          | —             |
| 4542                           | Vending machine operators .....                             | 107   | 578               | 2 465  | 8                              | 4   | —      | 2        | 1        | 1        | —          | —          | —          | —             |
| 45421                          | Vending machine operators .....                             | 107   | 578               | 2 465  | 8                              | 4   | —      | 2        | 1        | 1        | —          | —          | —          | —             |
| 454210                         | Vending machine operators .....                             | 107   | 578               | 2 465  | 8                              | 4   | —      | 2        | 1        | 1        | —          | —          | —          | —             |
| 4543                           | Direct selling establishments .....                         | 239   | 1 419             | 6 151  | 51                             | 35  | 8      | 5        | 3        | —        | —          | —          | —          | —             |
| 45439                          | Other direct selling establishments .....                   | 171   | 809               | 3 447  | 41                             | 30  | 6      | 2        | 3        | —        | —          | —          | —          | —             |
| 454390                         | Other direct selling establishments .....                   | 171   | 809               | 3 447  | 41                             | 30  | 6      | 2        | 3        | —        | —          | —          | —          | —             |

See footnotes at end of table.

**Table 6. Counties—Employees, Payroll, and Establishments by Industry: 2003—Con.**

[Excludes most government employees, railroad employees, and self-employed persons. Size class 1 to 4 includes establishments with payroll, but no employees, during mid-March pay period. (D) denotes figures withheld to avoid disclosing data for individual companies; the data are included in broader industry totals. Detailed industries with 100 or more employees are shown if industry was not a (D). For explanation of terms, abbreviations, and data reliability/comparability, see introductory text]

| NAICS code         | Industry   | Number of employees for week including March 12 | Payroll (\$1,000) |                | Total number of establishments | Number of establishments by employment-size class |            |           |           |           |            |            |            |               |  |
|--------------------|--|---|-------------------|----------------|--------------------------------|---|------------|-----------|-----------|-----------|------------|------------|------------|---------------|--|
|                    |  |   | First quarter     | Annual         |                                | 1 to 4  | 5 to 9     | 10 to 19  | 20 to 49  | 50 to 99  | 100 to 249 | 250 to 499 | 500 to 999 | 1,000 or more |  |
| <b>GREENE—Con.</b> |  |   |                   |                |                                |   |            |           |           |           |            |            |            |               |  |
| <b>48-49</b>       | <b>Transportation &amp; warehousing</b>                                  | <b>7 870</b>                                    | <b>61 249</b>     | <b>258 146</b> | <b>278</b>                     | <b>135</b>  | <b>46</b>  | <b>33</b> | <b>38</b> | <b>13</b> | <b>7</b>   | <b>3</b>   | <b>2</b>   | <b>1</b>      |  |
| 484                | Truck transportation   | 5 042   | 41 515            | 172 094        | 174                            | 82  | 32         | 22        | 23        | 7         | 4          | 2          | 1          | 1             |  |
| 4841               | General freight trucking   | 2 960   | 23 511            | 99 887         | 117                            | 56  | 17         | 17        | 16        | 5         | 4          | 1          | 1          | —             |  |
| 48411              | General freight trucking, local  | 148   | 815               | 3 688          | 24                             | 12  | 7          | 4         | 1         | —         | —          | —          | —          | —             |  |
| 484110             | General freight trucking, local  | 148   | 815               | 3 688          | 24                             | 12  | 7          | 4         | 1         | —         | —          | —          | —          | —             |  |
| 48412              | General freight trucking, long-distance                                  | 2 812   | 22 696            | 96 199         | 93                             | 44  | 10         | 13        | 15        | 5         | 4          | 1          | 1          | —             |  |
| 484121             | General freight trucking, long-distance, TL                              | 1 648   | 11 778            | 48 730         | 65                             | 37  | 6          | 9         | 6         | 5         | 1          | —          | 1          | —             |  |
| 484122             | General freight trucking, long-distance, LTL                             | 1 164   | 10 918            | 47 469         | 28                             | 7   | 4          | 4         | 9         | —         | 3          | 1          | —          | —             |  |
| 4842               | Specialized freight trucking   | 2 082   | 18 004            | 72 207         | 57                             | 26  | 15         | 5         | 7         | 2         | —          | 1          | —          | 1             |  |
| 48421              | Used household & office goods moving                                     | 112   | 506               | 2 399          | 10                             | 4   | 2          | 2         | 2         | —         | —          | —          | —          | —             |  |
| 484210             | Used household & office goods moving                                     | 112   | 506               | 2 399          | 10                             | 4   | 2          | 2         | 2         | —         | —          | —          | —          | —             |  |
| 48422              | Specialized freight (exc used) trucking, local                           | 131   | 661               | 3 027          | 23                             | 12  | 8          | 1         | 2         | —         | —          | —          | —          | —             |  |
| 484220             | Specialized freight (exc used) trucking, local                           | 131   | 661               | 3 027          | 23                             | 12  | 8          | 1         | 2         | —         | —          | —          | —          | —             |  |
| 48423              | Specialized freight (exc used) trucking, LDist                           | 1 839   | 16 837            | 66 781         | 24                             | 10  | 5          | 2         | 3         | 2         | —          | 1          | —          | 1             |  |
| 484230             | Specialized freight (exc used) trucking, LDist                           | 1 839   | 16 837            | 66 781         | 24                             | 10  | 5          | 2         | 3         | 2         | —          | 1          | —          | 1             |  |
| 485                | Transit & ground passenger transportation                                | 264   | 925               | 3 856          | 15                             | 6   | 1          | 3         | 3         | 2         | —          | —          | —          | —             |  |
| 488                | Transportation support activities  | 504   | 3 513             | 12 373         | 35                             | 19  | 5          | 4         | 6         | —         | 1          | —          | —          | —             |  |
| 4885               | Freight transportation arrangement                                       | 304   | 2 093             | 6 615          | 14                             | 5   | 3          | 3         | 2         | —         | 1          | —          | —          | —             |  |
| 48851              | Freight transportation arrangement                                       | 304   | 2 093             | 6 615          | 14                             | 5   | 3          | 3         | 2         | —         | 1          | —          | —          | —             |  |
| 488510             | Freight transportation arrangement                                       | 304   | 2 093             | 6 615          | 14                             | 5   | 3          | 3         | 2         | —         | 1          | —          | —          | —             |  |
| 492                | Couriers & messengers  | 565   | 4 517             | 18 050         | 30                             | 20  | 4          | —         | 2         | 2         | 2          | —          | —          | —             |  |
| 4921               | Couriers   | 549   | 4 447             | 17 752         | 21                             | 11  | 4          | —         | 2         | 2         | 2          | —          | —          | —             |  |
| 49211              | Couriers   | 549   | 4 447             | 17 752         | 21                             | 11  | 4          | —         | 2         | 2         | 2          | —          | —          | —             |  |
| 492110             | Couriers   | 549   | 4 447             | 17 752         | 21                             | 11  | 4          | —         | 2         | 2         | 2          | —          | —          | —             |  |
| 493                | Warehousing & storage  | 1 399   | 10 136            | 49 089         | 16                             | 5   | 3          | 2         | 2         | 2         | —          | 1          | 1          | —             |  |
| 4931               | Warehousing & storage  | 1 399   | 10 136            | 49 089         | 16                             | 5   | 3          | 2         | 2         | 2         | —          | 1          | 1          | —             |  |
| 49311              | General warehousing & storage  | (G)   | (D)               | (D)            | 12                             | 3   | 2          | 2         | 2         | 1         | —          | 1          | 1          | —             |  |
| <b>51</b>          | <b>Information</b>   | <b>5 555</b>                                    | <b>36 312</b>     | <b>149 205</b> | <b>140</b>                     | <b>68</b>   | <b>18</b>  | <b>24</b> | <b>16</b> | <b>5</b>  | <b>5</b>   | <b>2</b>   | <b>—</b>   | <b>2</b>      |  |
| 511                | Publishing industries  | 1 931   | 11 711            | 47 890         | 35                             | 16  | 7          | 5         | 5         | —         | —          | 1          | —          | 1             |  |
| 5111               | Newspaper, periodical, book, database publishers                         | 1 885   | 11 182            | 45 809         | 30                             | 13  | 6          | 5         | 4         | —         | —          | 1          | —          | 1             |  |
| 51111              | Newspaper publishers   | 514   | 3 257             | 12 384         | 11                             | 4   | 2          | 2         | 2         | —         | —          | 1          | —          | —             |  |
| 511110             | Newspaper publishers   | 514   | 3 257             | 12 384         | 11                             | 4   | 2          | 2         | 2         | —         | —          | 1          | —          | —             |  |
| 51112              | Periodical publishers  | (G)   | (D)               | (D)            | 11                             | 4   | 4          | —         | 2         | —         | —          | —          | —          | 1             |  |
| 512                | Motion picture & sound recording industries                              | (C)   | (D)               | (D)            | 16                             | 11  | 1          | 1         | 2         | 1         | —          | —          | —          | —             |  |
| 5121               | Motion picture & video industries  | 135   | 394               | 1 599          | 11                             | 7   | 1          | 1         | 1         | 1         | —          | —          | —          | —             |  |
| 51213              | Motion picture & video exhibition  | (C)   | (D)               | (D)            | 2                              | —   | —          | —         | 1         | 1         | —          | —          | —          | —             |  |
| 515                | Broadcasting (except Internet)   | 536   | 4 274             | 17 368         | 19                             | 5   | 1          | 5         | 4         | 3         | 1          | —          | —          | —             |  |
| 5151               | Radio and Television Broadcasting  | 536   | 4 274             | 17 368         | 19                             | 5   | 1          | 5         | 4         | 3         | 1          | —          | —          | —             |  |
| 51511              | Radio Broadcasting   | 245   | 1 841             | 7 034          | 15                             | 5   | 1          | 4         | 4         | 1         | —          | —          | —          | —             |  |
| 51512              | Television Broadcasting  | 291   | 2 433             | 10 334         | 4                              | —   | —          | 1         | —         | 2         | 1          | —          | —          | —             |  |
| 515120             | Television Broadcasting  | 291   | 2 433             | 10 334         | 4                              | —   | —          | 1         | —         | 2         | 1          | —          | —          | —             |  |
| 517                | Telecommunications   | 2 352   | 16 450            | 68 890         | 51                             | 25  | 8          | 9         | 4         | —         | 4          | —          | —          | 1             |  |
| 5171               | Wired Telecommunications Carriers  | 1 828   | 11 919            | 50 671         | 28                             | 13  | 3          | 6         | 3         | —         | 2          | —          | —          | 1             |  |
| 51711              | Wired Telecommunications Carriers  | 1 828   | 11 919            | 50 671         | 28                             | 13  | 3          | 6         | 3         | —         | 2          | —          | —          | 1             |  |
| 517110             | Wired Telecommunications Carriers  | 1 828   | 11 919            | 50 671         | 28                             | 13  | 3          | 6         | 3         | —         | 2          | —          | —          | 1             |  |
| 5172               | Wireless Telecommunications Carriers (except Satellite)                  | 338   | 3 051             | 11 996         | 15                             | 6   | 5          | 2         | 1         | —         | 1          | —          | —          | —             |  |
| 51721              | Wireless Telecommunications Carriers (except Satellite)                  | 338   | 3 051             | 11 996         | 15                             | 6   | 5          | 2         | 1         | —         | 1          | —          | —          | —             |  |
| 5175               | Cable and Other Program Distribution                                     | (C)   | (D)               | (D)            | 7                              | 5   | —          | 1         | —         | —         | 1          | —          | —          | —             |  |
| 51751              | Cable and Other Program Distribution                                     | (C)   | (D)               | (D)            | 7                              | 5   | —          | 1         | —         | —         | 1          | —          | —          | —             |  |
| 518                | Internet Service Providers, Web Search Portals, and Data Processing Serv | (F)   | (D)               | (D)            | 18                             | 10  | 1          | 4         | 1         | 1         | —          | 1          | —          | —             |  |
| 5182               | Data Processing, Hosting, and Related Services                           | 508   | 2 764             | 10 920         | 12                             | 6   | 1          | 3         | —         | 1         | —          | 1          | —          | —             |  |
| 51821              | Data Processing, Hosting, and Related Services                           | 508   | 2 764             | 10 920         | 12                             | 6   | 1          | 3         | —         | 1         | —          | 1          | —          | —             |  |
| 518210             | Data Processing, Hosting, and Related Services                           | 508   | 2 764             | 10 920         | 12                             | 6   | 1          | 3         | —         | 1         | —          | 1          | —          | —             |  |
| <b>52</b>          | <b>Finance &amp; insurance</b>   | <b>7 981</b>                                    | <b>60 815</b>     | <b>250 650</b> | <b>621</b>                     | <b>383</b>  | <b>103</b> | <b>70</b> | <b>45</b> | <b>9</b>  | <b>8</b>   | <b>1</b>   | <b>1</b>   | <b>1</b>      |  |
| 522                | Credit intermediation & related activities                               | 4 401   | 30 443            | 128 601        | 238                            | 89  | 62         | 50        | 28        | 4         | 4          | —          | —          | 1             |  |
| 5221               | Depository credit intermediation   | 3 732   | 23 835            | 102 339        | 131                            | 22  | 42         | 40        | 19        | 3         | 4          | —          | —          | 1             |  |
| 52211              | Commercial banking   | 3 376   | 21 369            | 91 811         | 103                            | 15  | 32         | 35        | 14        | 2         | 4          | —          | —          | 1             |  |
| 522110             | Commercial banking   | 3 376   | 21 369            | 91 811         | 103                            | 15  | 32         | 35        | 14        | 2         | 4          | —          | —          | 1             |  |
| 52212              | Savings institutions   | 167   | 1 328             | 5 734          | 14                             | 3   | 8          | 1         | 1         | 1         | —          | —          | —          | —             |  |
| 522120             | Savings institutions   | 167   | 1 328             | 5 734          | 14                             | 3   | 8          | 1         | 1         | 1         | —          | —          | —          | —             |  |
| 52213              | Credit unions  | 189   | 1 138             | 4 794          | 14                             | 4   | 2          | 4         | 4         | —         | —          | —          | —          | —             |  |
| 522130             | Credit unions  | 189   | 1 138             | 4 794          | 14                             | 4   | 2          | 4         | 4         | —         | —          | —          | —          | —             |  |
| 5222               | Nondepository credit intermediation                                      | 476   | 4 980             | 20 157         | 66                             | 39  | 15         | 4         | 7         | 1         | —          | —          | —          | —             |  |
| 52229              | Other nondepository credit intermediation                                | 420   | 4 208             | 17 029         | 61                             | 37  | 14         | 4         | 5         | 1         | —          | —          | —          | —             |  |
| 522291             | Consumer lending   | 163   | 1 194             | 5 129          | 29                             | 21  | 7          | —         | —         | 1         | —          | —          | —          | —             |  |
| 522292             | Real estate credit   | 215   | 2 759             | 11 055         | 21                             | 9   | 4          | 3         | 5         | —         | —          | —          | —          | —             |  |
| 5223               | Activities related to credit intermediation                              | 193   | 1 628             | 6 105          | 41                             | 28  | 5          | 6         | 2         | —         | —          | —          | —          | —             |  |
| 52239              | Other credit intermediation activities                                   | 109   | 878               | 3 619          | 20                             | 12  | 3          | 4         | 1         | —         | —          | —          | —          | —             |  |
| 522390             | Other credit intermediation activities                                   | 109   | 878               | 3 619          | 20                             | 12  | 3          | 4         | 1         | —         | —          | —          | —          | —             |  |

See footnotes at end of table.

**Table 6. Counties—Employees, Payroll, and Establishments by Industry: 2003—Con.**

[Excludes most government employees, railroad employees, and self-employed persons. Size class 1 to 4 includes establishments with payroll, but no employees, during mid-March pay period. (D) denotes figures withheld to avoid disclosing data for individual companies; the data are included in broader industry totals. Detailed industries with 100 or more employees are shown if industry was not a (D). For explanation of terms, abbreviations, and data reliability/comparability, see introductory text]

| NAICS code                             | Industry   | Number of employees for week including March 12 | Payroll (\$1,000) |                | Total number of establishments | Number of establishments by employment-size class |            |           |           |          |            |            |            |               |
|--|--|---|-------------------|----------------|--------------------------------|---|------------|-----------|-----------|----------|------------|------------|------------|---------------|
|  |  |   | First quarter     | Annual         |                                | 1 to 4  | 5 to 9     | 10 to 19  | 20 to 49  | 50 to 99 | 100 to 249 | 250 to 499 | 500 to 999 | 1,000 or more |
| <b>GREENE—Con.</b>                     |  |   |                   |                |                                |   |            |           |           |          |            |            |            |               |
| <b>52 Finance &amp; insurance—Con.</b> |  |   |                   |                |                                |   |            |           |           |          |            |            |            |               |
| 523                                    | Security, commodity contracts & like activity . . . . .            | (F)   | (D)               | (D)            | 94                             | 74  | 8          | 5         | 5         | 1        | 1          | —          | —          | —             |
| 5231                                   | Secrty & comdty contracts intermed & brokerage . . . . .           | 436   | 4 850             | 19 067         | 65                             | 52  | 3          | 4         | 4         | 1        | 1          | —          | —          | —             |
| 52312                                  | Securities brokerage . . . . .                                     | 262   | 3 436             | 13 266         | 57                             | 48  | 2          | 3         | 3         | 1        | —          | —          | —          | —             |
| 523120                                 | Securities brokerage . . . . .                                     | 262   | 3 436             | 13 266         | 57                             | 48  | 2          | 3         | 3         | 1        | —          | —          | —          | —             |
| 52314                                  | Commodity contracts brokerage . . . . .                            | (C)   | (D)               | (D)            | 2                              | 1   | —          | —         | —         | —        | 1          | —          | —          | —             |
| 5239                                   | Other financial investment activities . . . . .                    | (C)   | (D)               | (D)            | 29                             | 22  | 5          | 1         | 1         | —        | —          | —          | —          | —             |
| 524                                    | Insurance carriers & related activities . . . . .                  | 3 018   | 24 544            | 98 934         | 288                            | 220   | 33         | 14        | 12        | 4        | 3          | 1          | 1          | —             |
| 5241                                   | Insurance carriers . . . . .                                       | 2 047   | 17 347            | 68 869         | 39                             | 20  | 5          | 3         | 3         | 3        | 3          | 1          | 1          | —             |
| 52411                                  | Direct life, health, medical insurance carriers . . . . .          | 1 010   | 7 980             | 30 186         | 24                             | 14  | 3          | 1         | 1         | 1        | 3          | 1          | —          | —             |
| 524113                                 | Direct life Insurance carriers . . . . .                           | 145   | 1 265             | 4 519          | 12                             | 8   | 2          | 1         | —         | —        | 1          | —          | —          | —             |
| 524114                                 | Direct health & medical insurance carriers . . . . .               | 865   | 6 715             | 25 667         | 12                             | 6   | 1          | —         | 1         | 1        | 2          | 1          | —          | —             |
| 52412                                  | Other direct insurance carriers . . . . .                          | 1 037   | 9 367             | 38 683         | 15                             | 6   | 2          | 2         | 2         | 2        | —          | —          | 1          | —             |
| 5242                                   | Agencies & other insurance related activities . . . . .            | 971   | 7 197             | 30 065         | 249                            | 200   | 28         | 11        | 9         | 1        | —          | —          | —          | —             |
| 52421                                  | Insurance agencies & brokerages . . . . .                          | 812   | 6 024             | 24 817         | 226                            | 188   | 23         | 6         | 8         | 1        | —          | —          | —          | —             |
| 524210                                 | Insurance agencies & brokerages . . . . .                          | 812   | 6 024             | 24 817         | 226                            | 188   | 23         | 6         | 8         | 1        | —          | —          | —          | —             |
| 52429                                  | Other insurance related activities . . . . .                       | 159   | 1 173             | 5 248          | 23                             | 12  | 5          | 5         | 1         | —        | —          | —          | —          | —             |
| 524292                                 | Insurance & pension funds, third party admin . . . . .             | 103   | 756               | 3 270          | 10                             | 3   | 3          | 3         | 1         | —        | —          | —          | —          | —             |
| <b>53</b>                              | <b>Real estate &amp; rental &amp; leasing . . . . .</b>            | <b>2 226</b>                                    | <b>12 958</b>     | <b>55 412</b>  | <b>394</b>                     | <b>280</b>  | <b>52</b>  | <b>39</b> | <b>18</b> | <b>3</b> | <b>2</b>   | <b>—</b>   | <b>—</b>   | <b>—</b>      |
| 531                                    | Real estate . . . . .  | 1 549   | 9 423             | 40 330         | 302                            | 238   | 32         | 13        | 14        | 3        | 2          | —          | —          | —             |
| 5311                                   | Lessors of real estate . . . . .                                   | 538   | 3 915             | 14 666         | 140                            | 116   | 8          | 3         | 3         | 2        | —          | —          | —          | —             |
| 53111                                  | Lessors of residential buildings & dwellings . . . . .             | 197   | 794               | 3 779          | 60                             | 50  | 8          | 1         | 1         | —        | —          | —          | —          | —             |
| 531110                                 | Lessors of residential buildings & dwellings . . . . .             | 197   | 794               | 3 779          | 60                             | 50  | 8          | 1         | 1         | —        | —          | —          | —          | —             |
| 53112                                  | Lessors of nonres bldg (exc miniwarehouses) . . . . .              | 286   | 2 964             | 10 131         | 48                             | 36  | 6          | 2         | 2         | 2        | —          | —          | —          | —             |
| 531120                                 | Lessors of nonres bldg (exc miniwarehouses) . . . . .              | 286   | 2 964             | 10 131         | 48                             | 36  | 6          | 2         | 2         | 2        | —          | —          | —          | —             |
| 5312                                   | Offices of real estate agents & brokers . . . . .                  | 344   | 2 332             | 11 073         | 88                             | 71  | 9          | 3         | 5         | —        | —          | —          | —          | —             |
| 53121                                  | Offices of real estate agents & brokers . . . . .                  | 344   | 2 332             | 11 073         | 88                             | 71  | 9          | 3         | 5         | —        | —          | —          | —          | —             |
| 531210                                 | Offices of real estate agents & brokers . . . . .                  | 344   | 2 332             | 11 073         | 88                             | 71  | 9          | 3         | 5         | —        | —          | —          | —          | —             |
| 5313                                   | Activities related to real estate . . . . .                        | 667   | 3 176             | 14 591         | 74                             | 51  | 7          | 7         | 6         | 1        | 2          | —          | —          | —             |
| 53131                                  | Real estate property managers . . . . .                            | 556   | 2 567             | 11 442         | 33                             | 17  | 3          | 4         | 6         | 1        | 2          | —          | —          | —             |
| 531311                                 | Residential property managers . . . . .                            | 481   | 2 253             | 9 947          | 25                             | 13  | 1          | 4         | 4         | 1        | 2          | —          | —          | —             |
| 532                                    | Rental & leasing services . . . . .                                | 652   | 3 409             | 14 604         | 88                             | 40  | 20         | 24        | 4         | —        | —          | —          | —          | —             |
| 5321                                   | Automotive equipment rental & leasing . . . . .                    | 174   | 957               | 4 329          | 28                             | 18  | 2          | 6         | 2         | —        | —          | —          | —          | —             |
| 5322                                   | Consumer goods rental . . . . .                                    | 323   | 1 113             | 4 513          | 40                             | 13  | 13         | 13        | 1         | —        | —          | —          | —          | —             |
| 53223                                  | Video tape & disc rental . . . . .                                 | 197   | 417               | 1 582          | 22                             | 6   | 9          | 6         | 1         | —        | —          | —          | —          | —             |
| 532230                                 | Video tape & disc rental . . . . .                                 | 197   | 417               | 1 582          | 22                             | 6   | 9          | 6         | 1         | —        | —          | —          | —          | —             |
| <b>54</b>                              | <b>Professional, scientific &amp; technical services . . . . .</b> | <b>5 887</b>                                    | <b>45 893</b>     | <b>212 357</b> | <b>753</b>                     | <b>478</b>  | <b>125</b> | <b>84</b> | <b>53</b> | <b>7</b> | <b>5</b>   | <b>1</b>   | <b>—</b>   | <b>—</b>      |
| 541                                    | Professional, scientific & technical services . . . . .            | 5 887   | 45 893            | 212 357        | 753                            | 478   | 125        | 84        | 53        | 7        | 5          | 1          | —          | —             |
| 5411                                   | Legal services . . . . .   | 1 352   | 10 759            | 58 396         | 218                            | 142   | 39         | 17        | 19        | 1        | —          | —          | —          | —             |
| 54111                                  | Offices of lawyers . . . . .                                       | 1 174   | 9 429             | 52 386         | 202                            | 134   | 34         | 17        | 17        | —        | —          | —          | —          | —             |
| 541110                                 | Offices of lawyers . . . . .                                       | 1 174   | 9 429             | 52 386         | 202                            | 134   | 34         | 17        | 17        | —        | —          | —          | —          | —             |
| 54119                                  | Other legal services . . . . .                                     | 178   | 1 330             | 6 010          | 16                             | 8   | 5          | —         | 2         | 1        | —          | —          | —          | —             |
| 5412                                   | Accounting, tax prep, bookkeep, payroll services . . . . .         | 1 615   | 10 249            | 41 302         | 126                            | 71  | 23         | 15        | 11        | 3        | 2          | 1          | —          | —             |
| 54121                                  | Accounting, tax prep, bookkeep, payroll services . . . . .         | 1 615   | 10 249            | 41 302         | 126                            | 71  | 23         | 15        | 11        | 3        | 2          | 1          | —          | —             |
| 541211                                 | Offices of certified public accountants . . . . .                  | 543   | 5 391             | 22 912         | 58                             | 30  | 17         | 5         | 4         | 1        | 1          | —          | —          | —             |
| 541219                                 | Other accounting services . . . . .                                | 720   | 3 517             | 14 060         | 40                             | 29  | 3          | 2         | 3         | 1        | 1          | 1          | —          | —             |
| 5413                                   | Architectural, engineering & related services . . . . .            | 787   | 6 312             | 29 001         | 102                            | 55  | 23         | 13        | 10        | 1        | —          | —          | —          | —             |
| 54131                                  | Architectural services . . . . .                                   | 314   | 2 780             | 11 711         | 39                             | 17  | 13         | 5         | 3         | 1        | —          | —          | —          | —             |
| 541310                                 | Architectural services . . . . .                                   | 314   | 2 780             | 11 711         | 39                             | 17  | 13         | 5         | 3         | 1        | —          | —          | —          | —             |
| 54133                                  | Engineering services . . . . .                                     | 336   | 2 890             | 14 203         | 36                             | 18  | 6          | 7         | 5         | —        | —          | —          | —          | —             |
| 541330                                 | Engineering services . . . . .                                     | 336   | 2 890             | 14 203         | 36                             | 18  | 6          | 7         | 5         | —        | —          | —          | —          | —             |
| 5414                                   | Specialized design services . . . . .                              | 100   | 598               | 3 549          | 31                             | 25  | 3          | 3         | —         | —        | —          | —          | —          | —             |
| 5415                                   | Computer systems design & related services . . . . .               | 570   | 6 505             | 29 462         | 50                             | 35  | 3          | 8         | 2         | —        | 2          | —          | —          | —             |
| 54151                                  | Computer systems design & related services . . . . .               | 570   | 6 505             | 29 462         | 50                             | 35  | 3          | 8         | 2         | —        | 2          | —          | —          | —             |
| 541512                                 | Computer systems design services . . . . .                         | 473   | 5 571             | 25 416         | 19                             | 10  | —          | 5         | 2         | —        | 2          | —          | —          | —             |
| 5416                                   | Management, sci & tech consulting services . . . . .               | 360   | 3 294             | 14 570         | 83                             | 69  | 5          | 4         | 4         | 1        | —          | —          | —          | —             |
| 54161                                  | Management consulting services . . . . .                           | 295   | 2 645             | 11 074         | 65                             | 54  | 4          | 3         | 3         | 1        | —          | —          | —          | —             |
| 541611                                 | Admin & gen management consulting services . . . . .               | 105   | 793               | 3 142          | 27                             | 22  | 2          | 2         | 1         | —        | —          | —          | —          | —             |
| 541614                                 | Process, phys dist & log consulting services . . . . .             | 111   | 1 223             | 5 654          | 6                              | 3   | —          | —         | 2         | 1        | —          | —          | —          | —             |
| 5418                                   | Advertising & related services . . . . .                           | 533   | 5 549             | 23 988         | 62                             | 35  | 14         | 9         | 3         | —        | 1          | —          | —          | —             |
| 54181                                  | Advertising agencies . . . . .                                     | 289   | 4 021             | 17 416         | 24                             | 16  | 4          | 2         | 1         | —        | 1          | —          | —          | —             |
| 541810                                 | Advertising agencies . . . . .                                     | 289   | 4 021             | 17 416         | 24                             | 16  | 4          | 2         | 1         | —        | 1          | —          | —          | —             |
| 54189                                  | Other services related to advertising . . . . .                    | 174   | 977               | 4 386          | 21                             | 6   | 8          | 6         | 1         | —        | —          | —          | —          | —             |
| 541890                                 | Other services related to advertising . . . . .                    | 174   | 977               | 4 386          | 21                             | 6   | 8          | 6         | 1         | —        | —          | —          | —          | —             |
| 5419                                   | Oth professional, scientific, technical services . . . . .         | 496   | 1 991             | 9 547          | 76                             | 45  | 13         | 15        | 2         | 1        | —          | —          | —          | —             |
| 54194                                  | Veterinary services . . . . .                                      | 253   | 1 072             | 4 983          | 34                             | 14  | 8          | 11        | 1         | —        | —          | —          | —          | —             |
| 541940                                 | Veterinary services . . . . .                                      | 253   | 1 072             | 4 983          | 34                             | 14  | 8          | 11        | 1         | —        | —          | —          | —          | —             |
| 54199                                  | All oth prof, scientific & technical services . . . . .            | 120   | 520               | 2 669          | 16                             | 13  | 1          | 1         | —         | 1        | —          | —          | —          | —             |
| 541990                                 | All oth prof, scientific & technical services . . . . .            | 120   | 520               | 2 669          | 16                             | 13  | 1          | 1         | —         | 1        | —          | —          | —          | —             |
| <b>55</b>                              | <b>Management of companies &amp; enterprises . . . . .</b>         | <b>2 509</b>                                    | <b>24 795</b>     | <b>105 335</b> | <b>62</b>                      | <b>16</b>   | <b>16</b>  | <b>8</b>  | <b>12</b> | <b>5</b> | <b>3</b>   | <b>1</b>   | <b>1</b>   | <b>—</b>      |
| 551                                    | Management of companies & enterprises . . . . .                    | 2 509   | 24 795            | 105 335        | 62                             | 16  | 16         | 8         | 12        | 5        | 3          | 1          | 1          | —             |
| 5511                                   | Management of companies & enterprises . . . . .                    | 2 509   | 24 795            | 105 335        | 62                             | 16  | 16         | 8         | 12        | 5        | 3          | 1          | 1          | —             |
| 55111                                  | Management of companies & enterprises . . . . .                    | 2 509   | 24 795            | 105 335        | 62                             | 16  | 16         | 8         | 12        | 5        | 3          | 1          | 1          | —             |
| 551114                                 | Corp, subsidiary & regional managing offices . . . . .             | 2 468   | 24 296            | 102 370        | 54                             | 10  | 15         | 8         | 11        | 5        | 3          | 1          | 1          | —             |

See footnotes at end of table.

**Table 6. Counties—Employees, Payroll, and Establishments by Industry: 2003—Con.**

[Excludes most government employees, railroad employees, and self-employed persons. Size class 1 to 4 includes establishments with payroll, but no employees, during mid-March pay period. (D) denotes figures withheld to avoid disclosing data for individual companies; the data are included in broader industry totals. Detailed industries with 100 or more employees are shown if industry was not a (D). For explanation of terms, abbreviations, and data reliability/comparability, see introductory text]

| NAICS code         | Industry  | Number of employees for week including March 12 | Payroll (\$1,000) |                | Total number of establishments | Number of establishments by employment-size class |            |            |           |           |            |            |            |               |  |
|--------------------|---|---|-------------------|----------------|--------------------------------|---|------------|------------|-----------|-----------|------------|------------|------------|---------------|--|
|                    |   |   | First quarter     | Annual         |                                | 1 to 4  | 5 to 9     | 10 to 19   | 20 to 49  | 50 to 99  | 100 to 249 | 250 to 499 | 500 to 999 | 1,000 or more |  |
| <b>GREENE—Con.</b> |   |   |                   |                |                                |   |            |            |           |           |            |            |            |               |  |
| <b>56</b>          | <b>Admin. support, waste mgmt, remediation services</b> | <b>7 950</b>                                    | <b>29 969</b>     | <b>132 923</b> | <b>341</b>                     | <b>178</b>  | <b>60</b>  | <b>42</b>  | <b>30</b> | <b>16</b> | <b>12</b>  | <b>1</b>   | <b>1</b>   | <b>1</b>      |  |
| 561                | Administrative & support services                       | 7 480   | 27 076            | 120 622        | 324                            | 170   | 55         | 40         | 29        | 16        | 12         | —          | 1          | 1             |  |
| 5611               | Office administrative services                          | 422   | 2 748             | 11 010         | 13                             | 5   | 2          | 1          | 2         | 2         | 1          | —          | —          | —             |  |
| 56111              | Office administrative services                          | 422   | 2 748             | 11 010         | 13                             | 5   | 2          | 1          | 2         | 2         | 1          | —          | —          | —             |  |
| 561110             | Office administrative services                          | 422   | 2 748             | 11 010         | 13                             | 5   | 2          | 1          | 2         | 2         | 1          | —          | —          | —             |  |
| 5612               | Facilities support services                             | (E)   | (D)               | (D)            | 3                              | 1   | —          | —          | 1         | —         | 1          | —          | —          | —             |  |
| 56121              | Facilities support services                             | (E)   | (D)               | (D)            | 3                              | 1   | —          | —          | 1         | —         | 1          | —          | —          | —             |  |
| 5613               | Employment services                                     | 2 179   | 8 684             | 39 950         | 34                             | 9   | 1          | 5          | 8         | 7         | 3          | —          | 1          | —             |  |
| 56131              | Employment placement agencies                           | 212   | 910               | 4 405          | 8                              | 5   | 1          | —          | 1         | —         | 1          | —          | —          | —             |  |
| 561310             | Employment placement agencies                           | 212   | 910               | 4 405          | 8                              | 5   | 1          | —          | 1         | —         | 1          | —          | —          | —             |  |
| 56132              | Temporary help services                                 | 1 825   | 6 983             | 31 590         | 21                             | 3   | —          | 4          | 5         | 6         | 2          | —          | 1          | —             |  |
| 561320             | Temporary help services                                 | 1 825   | 6 983             | 31 590         | 21                             | 3   | —          | 4          | 5         | 6         | 2          | —          | 1          | —             |  |
| 56133              | Employee leasing services                               | 142   | 791               | 3 955          | 5                              | 1   | —          | 1          | 2         | 1         | —          | —          | —          | —             |  |
| 561330             | Employee leasing services                               | 142   | 791               | 3 955          | 5                              | 1   | —          | 1          | 2         | 1         | —          | —          | —          | —             |  |
| 5614               | Business support services                               | 1 981   | 4 089             | 18 679         | 58                             | 36  | 10         | 3          | 4         | 3         | 1          | —          | —          | 1             |  |
| 56142              | Telephone call centers                                  | 1 618   | 2 149             | 10 576         | 8                              | 1   | 1          | 2          | 1         | 1         | 1          | —          | —          | 1             |  |
| 56144              | Collection agencies                                     | 128   | 956               | 3 721          | 13                             | 7   | 4          | —          | 1         | 1         | —          | —          | —          | —             |  |
| 561440             | Collection agencies                                     | 128   | 956               | 3 721          | 13                             | 7   | 4          | —          | 1         | 1         | —          | —          | —          | —             |  |
| 56149              | Other business support services                         | 126   | 475               | 2 269          | 10                             | 8   | —          | —          | 1         | 1         | —          | —          | —          | —             |  |
| 561499             | All other business support services                     | 113   | 386               | 1 885          | 4                              | 2   | —          | —          | 1         | 1         | —          | —          | —          | —             |  |
| 5615               | Travel arrangement & reservation services               | 367   | 2 447             | 11 872         | 24                             | 9   | 6          | 6          | 2         | —         | 1          | —          | —          | —             |  |
| 56151              | Travel agencies   | 151   | 985               | 3 702          | 17                             | 7   | 5          | 3          | 2         | —         | —          | —          | —          | —             |  |
| 561510             | Travel agencies   | 151   | 985               | 3 702          | 17                             | 7   | 5          | 3          | 2         | —         | —          | —          | —          | —             |  |
| 56159              | Oth travel arrangement & reservation services           | 197   | 1 380             | 7 587          | 4                              | 1   | —          | 2          | —         | —         | 1          | —          | —          | —             |  |
| 5616               | Investigation & security services                       | 657   | 2 707             | 11 436         | 26                             | 7   | 6          | 5          | 5         | 2         | 1          | —          | —          | —             |  |
| 56161              | Investigation, guard & armored car services             | 474   | 1 331             | 5 530          | 15                             | 3   | 2          | 5          | 3         | 1         | 1          | —          | —          | —             |  |
| 561612             | Security guards & patrol services                       | 392   | 1 001             | 4 204          | 9                              | 1   | 1          | 3          | 2         | 1         | 1          | —          | —          | —             |  |
| 56162              | Security systems services                               | 183   | 1 376             | 5 906          | 11                             | 4   | 4          | —          | 2         | 1         | —          | —          | —          | —             |  |
| 561621             | Security systems services (except locksmiths)           | 163   | 1 262             | 5 367          | 8                              | 4   | 1          | —          | 2         | 1         | —          | —          | —          | —             |  |
| 5617               | Services to buildings & dwellings                       | 1 338   | 4 777             | 21 092         | 154                            | 97  | 28         | 18         | 6         | 2         | 3          | —          | —          | —             |  |
| 56171              | Exterminating & pest control services                   | 111   | 581               | 2 754          | 12                             | 5   | 2          | 3          | 2         | —         | —          | —          | —          | —             |  |
| 561710             | Exterminating & pest control services                   | 111   | 581               | 2 754          | 12                             | 5   | 2          | 3          | 2         | —         | —          | —          | —          | —             |  |
| 56172              | Janitorial services                                     | 788   | 2 356             | 9 813          | 48                             | 21  | 14         | 7          | 3         | —         | 3          | —          | —          | —             |  |
| 561720             | Janitorial services                                     | 788   | 2 356             | 9 813          | 48                             | 21  | 14         | 7          | 3         | —         | 3          | —          | —          | —             |  |
| 56173              | Landscaping services                                    | 292   | 737               | 4 841          | 80                             | 63  | 8          | 7          | 1         | 1         | —          | —          | —          | —             |  |
| 561730             | Landscaping services                                    | 292   | 737               | 4 841          | 80                             | 63  | 8          | 7          | 1         | 1         | —          | —          | —          | —             |  |
| 56179              | Other services to buildings & dwellings                 | 129   | 1 031             | 3 246          | 9                              | 5   | 2          | 1          | —         | 1         | —          | —          | —          | —             |  |
| 561790             | Other services to buildings & dwellings                 | 129   | 1 031             | 3 246          | 9                              | 5   | 2          | 1          | —         | 1         | —          | —          | —          | —             |  |
| 5619               | Other support services                                  | (E)   | (D)               | (D)            | 12                             | 6   | 2          | 2          | 1         | —         | 1          | —          | —          | —             |  |
| 56199              | All other support services                              | 274   | 735               | 2 778          | 10                             | 5   | 2          | 1          | 1         | —         | 1          | —          | —          | —             |  |
| 561990             | All other support services                              | 274   | 735               | 2 778          | 10                             | 5   | 2          | 1          | 1         | —         | 1          | —          | —          | —             |  |
| 562                | Waste management & remediation services                 | 470   | 2 893             | 12 301         | 17                             | 8   | 5          | 2          | 1         | —         | —          | 1          | —          | —             |  |
| 5621               | Waste collection  | 409   | 2 396             | 10 036         | 6                              | 2   | 1          | 2          | —         | —         | —          | 1          | —          | —             |  |
| 56211              | Waste collection  | 409   | 2 396             | 10 036         | 6                              | 2   | 1          | 2          | —         | —         | —          | 1          | —          | —             |  |
| 562111             | Solid waste collection                                  | 409   | 2 396             | 10 036         | 6                              | 2   | 1          | 2          | —         | —         | —          | 1          | —          | —             |  |
| <b>61</b>          | <b>Educational services</b>                             | <b>3 817</b>                                    | <b>12 981</b>     | <b>56 814</b>  | <b>68</b>                      | <b>32</b>   | <b>6</b>   | <b>9</b>   | <b>8</b>  | <b>7</b>  | <b>2</b>   | <b>2</b>   | <b>1</b>   | <b>1</b>      |  |
| 611                | Educational services                                    | 3 817   | 12 981            | 56 814         | 68                             | 32  | 6          | 9          | 8         | 7         | 2          | 2          | 1          | 1             |  |
| 6111               | Elementary & secondary schools                          | 306   | 1 158             | 4 499          | 7                              | 3   | —          | —          | 1         | 2         | 1          | —          | —          | —             |  |
| 61111              | Elementary & secondary schools                          | 306   | 1 158             | 4 499          | 7                              | 3   | —          | —          | 1         | 2         | 1          | —          | —          | —             |  |
| 611110             | Elementary & secondary schools                          | 306   | 1 158             | 4 499          | 7                              | 3   | —          | —          | 1         | 2         | 1          | —          | —          | —             |  |
| 6113               | Colleges, universities & professional schools           | 2 963   | 9 248             | 41 461         | 12                             | 3   | —          | —          | 2         | 2         | 1          | 2          | 1          | 1             |  |
| 61131              | Colleges, universities & professional schools           | 2 963   | 9 248             | 41 461         | 12                             | 3   | —          | —          | 2         | 2         | 1          | 2          | 1          | 1             |  |
| 611310             | Colleges, universities & professional schools           | 2 963   | 9 248             | 41 461         | 12                             | 3   | —          | —          | 2         | 2         | 1          | 2          | 1          | 1             |  |
| 6115               | Technical & trade schools                               | 238   | 976               | 3 889          | 10                             | 2   | —          | 4          | 3         | 1         | —          | —          | —          | —             |  |
| 61151              | Technical & trade schools                               | 238   | 976               | 3 889          | 10                             | 2   | —          | 4          | 3         | 1         | —          | —          | —          | —             |  |
| 611519             | Other technical & trade schools                         | 162   | 568               | 2 190          | 6                              | 2   | —          | 1          | 2         | 1         | —          | —          | —          | —             |  |
| 6116               | Other schools & instruction                             | (C)   | (D)               | (D)            | 29                             | 18  | 5          | 4          | 2         | —         | —          | —          | —          | —             |  |
| <b>62</b>          | <b>Health care and social assistance</b>                | <b>24 040</b>                                   | <b>194 335</b>    | <b>801 581</b> | <b>669</b>                     | <b>260</b>  | <b>147</b> | <b>128</b> | <b>77</b> | <b>28</b> | <b>20</b>  | <b>5</b>   | <b>2</b>   | <b>2</b>      |  |
| 621                | Ambulatory health care services                         | 6 446   | 81 496            | 344 766        | 470                            | 191   | 121        | 83         | 56        | 11        | 7          | —          | 1          | —             |  |
| 6211               | Offices of physicians                                   | 2 207   | 50 674            | 214 805        | 158                            | 57  | 40         | 27         | 27        | 5         | 2          | —          | —          | —             |  |
| 62111              | Offices of physicians                                   | 2 207   | 50 674            | 214 805        | 158                            | 57  | 40         | 27         | 27        | 5         | 2          | —          | —          | —             |  |
| 6212               | Offices of dentists                                     | 1 006   | 8 639             | 39 968         | 119                            | 36  | 52         | 25         | 4         | 2         | —          | —          | —          | —             |  |
| 62121              | Offices of dentists                                     | 1 006   | 8 639             | 39 968         | 119                            | 36  | 52         | 25         | 4         | 2         | —          | —          | —          | —             |  |
| 621210             | Offices of dentists                                     | 1 006   | 8 639             | 39 968         | 119                            | 36  | 52         | 25         | 4         | 2         | —          | —          | —          | —             |  |
| 6213               | Offices of other health practitioners                   | 587   | 4 250             | 17 224         | 99                             | 69  | 12         | 11         | 5         | 2         | —          | —          | —          | —             |  |
| 62134              | Offices of PT, OT, speech therapy & audiology           | 237   | 1 576             | 6 560          | 20                             | 9   | 3          | 4          | 3         | 1         | —          | —          | —          | —             |  |
| 621340             | Offices of PT, OT, speech therapy & audiology           | 237   | 1 576             | 6 560          | 20                             | 9   | 3          | 4          | 3         | 1         | —          | —          | —          | —             |  |
| 62139              | Offices of all other health practitioners               | 121   | 1 227             | 4 888          | 13                             | 7   | 2          | 3          | —         | 1         | —          | —          | —          | —             |  |
| 6214               | Outpatient care centers                                 | 711   | 6 122             | 23 806         | 39                             | 10  | 11         | 9          | 7         | —         | 2          | —          | —          | —             |  |
| 62142              | Outpatient mental health, substance abuse ctrs          | (E)   | (D)               | (D)            | 11                             | 3   | 3          | 2          | 1         | —         | 2          | —          | —          | —             |  |
| 62149              | Other outpatient care centers                           | 303   | 3 734             | 14 966         | 26                             | 7   | 7          | 6          | 6         | —         | —          | —          | —          | —             |  |
| 621498             | All other outpatient care centers                       | 231   | 3 259             | 13 061         | 19                             | 3   | 7          | 5          | 4         | —         | —          | —          | —          | —             |  |
| 6215               | Medical & diagnostic laboratories                       | 230   | 2 285             | 9 959          | 20                             | 8   | 2          | 6          | 4         | —         | —          | —          | —          | —             |  |
| 62151              | Medical & diagnostic laboratories                       | 230   | 2 285             | 9 959          | 20                             | 8   | 2          | 6          | 4         | —         | —          | —          | —          | —             |  |
| 621511             | Medical laboratories                                    | 126   | 1 437             | 6 223          | 11                             | 5   | 1          | 3          | 2         | —         | —          | —          | —          | —             |  |
| 621512             | Diagnostic Imaging centers                              | 104   | 848               | 3 736          | 9                              | 3   | 1          | 3          | 2         | —         | —          | —          | —          | —             |  |
| 6216               | Home health care services                               | 1 413   | 6 559             | 26 562         | 23                             | 8   | 1          | 3          | 6         | 2         | 2          | —          | 1          | —             |  |
| 62161              | Home health care services                               | 1 413   | 6 559             | 26 562         | 23                             | 8   | 1          | 3          | 6         | 2         | 2          | —          | 1          | —             |  |
| 621610             | Home health care services                               | 1 413   | 6 559             | 26 562         | 23                             | 8   | 1          | 3          | 6         | 2         | 2          | —          | 1          | —             |  |

See footnotes at end of table.

**Table 6. Counties—Employees, Payroll, and Establishments by Industry: 2003—Con.**

[Excludes most government employees, railroad employees, and self-employed persons. Size class 1 to 4 includes establishments with payroll, but no employees, during mid-March pay period. (D) denotes figures withheld to avoid disclosing data for individual companies; the data are included in broader industry totals. Detailed industries with 100 or more employees are shown if industry was not a (D). For explanation of terms, abbreviations, and data reliability/comparability, see introductory text]

| NAICS code                                       | Industry  | Number of employees for week including March 12 | Payroll (\$1,000) |                | Total number of establishments | Number of establishments by employment-size class |           |            |            |           |            |            |            |
|--|---|---|-------------------|----------------|--------------------------------|---|-----------|------------|------------|-----------|------------|------------|------------|
|  |   |   | First quarter     | Annual         |                                | 1 to 4  | 5 to 9    | 10 to 19   | 20 to 49   | 50 to 99  | 100 to 249 | 250 to 499 | 500 to 999 |
| <b>GREENE—Con.</b>                               |   |   |                   |                |                                |   |           |            |            |           |            |            |            |
| <b>62 Health care and social assistance—Con.</b> |   |   |                   |                |                                |   |           |            |            |           |            |            |            |
| 621  | Ambulatory health care services—Con.                                |   |                   |                |                                |   |           |            |            |           |            |            |            |
| 6219   | Other ambulatory health care services . . . . .                     | 292   | 2 967             | 12 442         | 12                             | 3   | 3         | 2          | 3          | —         | 1          | —          | —          |
| 62199  | All other ambulatory health care services . . . . .                 | (C)   | (D)               | (D)            | 10                             | 3   | 3         | 1          | 2          | —         | 1          | —          | —          |
| 622  | Hospitals . . . . .   | (J)   | (D)               | (D)            | 6                              | —   | —         | 1          | —          | —         | —          | 2          | 1          |
| 6221   | General medical & surgical hospitals . . . . .                      | 11 479  | 90 637            | 364 802        | 4                              | —   | —         | —          | —          | —         | —          | 1          | 1          |
| 62211  | General medical & surgical hospitals . . . . .                      | 11 479  | 90 637            | 364 802        | 4                              | —   | —         | —          | —          | —         | —          | 1          | 1          |
| 622110   | General medical & surgical hospitals . . . . .                      | 11 479  | 90 637            | 364 802        | 4                              | —   | —         | —          | —          | —         | —          | 1          | 1          |
| 6222   | Psychiatric & substance abuse hospitals . . . . .                   | (E)   | (D)               | (D)            | 2                              | —   | —         | 1          | —          | —         | —          | 1          | —          |
| 62221  | Psychiatric & substance abuse hospitals . . . . .                   | (E)   | (D)               | (D)            | 2                              | —   | —         | 1          | —          | —         | —          | 1          | —          |
| 623  | Nursing & residential care facilities . . . . .                     | 2 961   | 12 384            | 50 830         | 67                             | 9   | 8         | 17         | 11         | 11        | 10         | 1          | —          |
| 6231   | Nursing care facilities . . . . .                                   | 1 870   | 8 397             | 34 527         | 19                             | —   | 1         | —          | 1          | 8         | 8          | 1          | —          |
| 62311  | Nursing care facilities . . . . .                                   | 1 870   | 8 397             | 34 527         | 19                             | —   | 1         | —          | 1          | 8         | 8          | 1          | —          |
| 623110   | Nursing care facilities . . . . .                                   | 1 870   | 8 397             | 34 527         | 19                             | —   | 1         | —          | 1          | 8         | 8          | 1          | —          |
| 6232   | Residential mental retardation, health facil . . . . .              | 526   | 1 698             | 7 040          | 29                             | 7   | 5         | 13         | 2          | 1         | 1          | —          | —          |
| 62321  | Residential mental retardation facilities . . . . .                 | 415   | 1 111             | 4 963          | 22                             | 5   | 5         | 10         | —          | 1         | 1          | —          | —          |
| 623210   | Residential mental retardation facilities . . . . .                 | 415   | 1 111             | 4 963          | 22                             | 5   | 5         | 10         | —          | 1         | 1          | —          | —          |
| 62322  | Residential mental health, subst abuse facil . . . . .              | 111   | 587               | 2 077          | 7                              | 2   | —         | 3          | 2          | —         | —          | —          | —          |
| 623220   | Residential mental health, subst abuse<br>facil . . . . .           | 111   | 587               | 2 077          | 7                              | 2   | —         | 3          | 2          | —         | —          | —          | —          |
| 6233   | Community care facilities for the elderly . . . . .                 | 418   | 1 866             | 7 528          | 14                             | 2   | 1         | 3          | 6          | 1         | 1          | —          | —          |
| 62331  | Community care facilities for the elderly . . . . .                 | 418   | 1 866             | 7 528          | 14                             | 2   | 1         | 3          | 6          | 1         | 1          | —          | —          |
| 623311   | Continuing care retirement communities . . . . .                    | 201   | 997               | 4 114          | 4                              | —   | 1         | 1          | —          | —         | 1          | —          | —          |
| 623312   | Homes for the elderly . . . . .                                     | 217   | 869               | 3 414          | 10                             | 2   | —         | 2          | 5          | 1         | —          | —          | —          |
| 6239   | Other residential care facilities . . . . .                         | 147   | 423               | 1 735          | 5                              | —   | 1         | 1          | 2          | 1         | —          | —          | —          |
| 62399  | Other residential care facilities . . . . .                         | 147   | 423               | 1 735          | 5                              | —   | 1         | 1          | 2          | 1         | —          | —          | —          |
| 623990   | Other residential care facilities . . . . .                         | 147   | 423               | 1 735          | 5                              | —   | 1         | 1          | 2          | 1         | —          | —          | —          |
| 624  | Social assistance . . . . .   | (H)   | (D)               | (D)            | 126                            | 60  | 18        | 27         | 10         | 6         | 3          | 2          | —          |
| 6241   | Individual & family services . . . . .                              | 919   | 2 979             | 13 143         | 53                             | 31  | 10        | 5          | 3          | 3         | —          | 1          | —          |
| 62411  | Child & youth services . . . . .                                    | 126   | 480               | 2 003          | 10                             | 4   | —         | 4          | 2          | —         | —          | —          | —          |
| 624110   | Child & youth services . . . . .                                    | 126   | 480               | 2 003          | 10                             | 4   | —         | 4          | 2          | —         | —          | —          | —          |
| 62412  | Services for elderly & disabled persons . . . . .                   | 641   | 1 821             | 8 274          | 12                             | 5   | 3         | —          | 1          | 2         | —          | 1          | —          |
| 624120   | Services for elderly & disabled persons . . . . .                   | 641   | 1 821             | 8 274          | 12                             | 5   | 3         | —          | 1          | 2         | —          | 1          | —          |
| 62419  | Other individual & family services . . . . .                        | 152   | 678               | 2 866          | 31                             | 22  | 7         | 1          | —          | 1         | —          | —          | —          |
| 624190   | Other individual & family services . . . . .                        | 152   | 678               | 2 866          | 31                             | 22  | 7         | 1          | —          | 1         | —          | —          | —          |
| 6242   | Community, emergency & other relief services . . . . .              | (E)   | (D)               | (D)            | 14                             | 5   | 1         | 5          | 1          | 1         | 1          | —          | —          |
| 62421  | Community food services . . . . .                                   | 100   | 373               | 1 428          | 8                              | 4   | 1         | 2          | —          | 1         | —          | —          | —          |
| 624210   | Community food services . . . . .                                   | 100   | 373               | 1 428          | 8                              | 4   | 1         | 2          | —          | 1         | —          | —          | —          |
| 62422  | Community housing services . . . . .                                | (C)   | (D)               | (D)            | 5                              | 1   | —         | 2          | 1          | —         | 1          | —          | —          |
| 624221   | Temporary shelters . . . . .  | 159   | 630               | 2 375          | 3                              | —   | —         | 1          | —          | 1         | —          | —          | —          |
| 6243   | Vocational rehabilitation services . . . . .                        | 786   | 2 598             | 11 260         | 7                              | 2   | 1         | —          | 1          | 1         | 1          | 1          | —          |
| 62431  | Vocational rehabilitation services . . . . .                        | 786   | 2 598             | 11 260         | 7                              | 2   | 1         | —          | 1          | 1         | 1          | 1          | —          |
| 624310   | Vocational rehabilitation services . . . . .                        | 786   | 2 598             | 11 260         | 7                              | 2   | 1         | —          | 1          | 1         | 1          | 1          | —          |
| 6244   | Child day care services . . . . .                                   | 713   | 1 068             | 4 650          | 52                             | 22  | 6         | 17         | 5          | 1         | 1          | —          | —          |
| 62441  | Child day care services . . . . .                                   | 713   | 1 068             | 4 650          | 52                             | 22  | 6         | 17         | 5          | 1         | 1          | —          | —          |
| 624410   | Child day care services . . . . .                                   | 713   | 1 068             | 4 650          | 52                             | 22  | 6         | 17         | 5          | 1         | 1          | —          | —          |
| <b>71</b>  | <b>Arts, entertainment &amp; recreation . . . . .</b>               | <b>1 386</b>                                    | <b>4 672</b>      | <b>19 465</b>  | <b>94</b>                      | <b>46</b>   | <b>13</b> | <b>12</b>  | <b>16</b>  | <b>6</b>  | <b>1</b>   | —          | —          |
| 711  | Performing arts, spectator sports & related<br>industries . . . . . | 133   | 479               | 2 360          | 32                             | 22  | 5         | 5          | —          | —         | —          | —          | —          |
| 712  | Museums, historical sites & like institutions . . . . .             | 194   | 1 346             | 3 943          | 8                              | 2   | 1         | 1          | 3          | 1         | —          | —          | —          |
| 7121   | Museums, historical sites & like institutions . . . . .             | 194   | 1 346             | 3 943          | 8                              | 2   | 1         | 1          | 3          | 1         | —          | —          | —          |
| 71211  | Museums . . . . .   | 129   | 714               | 2 406          | 5                              | 2   | 1         | —          | 1          | 1         | —          | —          | —          |
| 712110   | Museums . . . . .   | 129   | 714               | 2 406          | 5                              | 2   | 1         | —          | 1          | 1         | —          | —          | —          |
| 713  | Amusement, gambling & recreation industries . . . . .               | 1 059   | 2 847             | 13 162         | 54                             | 22  | 7         | 6          | 13         | 5         | 1          | —          | —          |
| 7139   | Other amusement & recreation industries . . . . .                   | (G)   | (D)               | (D)            | 52                             | 21  | 6         | 6          | 13         | 5         | 1          | —          | —          |
| 71391  | Golf courses & country clubs . . . . .                              | 311   | 1 216             | 6 894          | 7                              | —   | —         | 1          | 3          | 3         | —          | —          | —          |
| 713910   | Golf courses & country clubs . . . . .                              | 311   | 1 216             | 6 894          | 7                              | —   | —         | 1          | 3          | 3         | —          | —          | —          |
| 71394  | Fitness & recreational sports centers . . . . .                     | 475   | 930               | 3 576          | 27                             | 14  | 4         | 3          | 3          | 2         | 1          | —          | —          |
| 713940   | Fitness & recreational sports centers . . . . .                     | 475   | 930               | 3 576          | 27                             | 14  | 4         | 3          | 3          | 2         | 1          | —          | —          |
| 71395  | Bowling centers . . . . .   | 156   | 394               | 1 403          | 6                              | —   | 1         | 1          | 4          | —         | —          | —          | —          |
| 713950   | Bowling centers . . . . .   | 156   | 394               | 1 403          | 6                              | —   | 1         | 1          | 4          | —         | —          | —          | —          |
| 71399  | All other amusement & recreation industries . . . . .               | 108   | 291               | 1 208          | 11                             | 6   | 1         | 1          | 3          | —         | —          | —          | —          |
| 713990   | All other amusement & recreation<br>industries . . . . .            | 108   | 291               | 1 208          | 11                             | 6   | 1         | 1          | 3          | —         | —          | —          | —          |
| <b>72</b>  | <b>Accommodation &amp; food services . . . . .</b>                  | <b>13 507</b>                                   | <b>32 046</b>     | <b>137 073</b> | <b>623</b>                     | <b>171</b>  | <b>90</b> | <b>133</b> | <b>164</b> | <b>47</b> | <b>17</b>  | <b>1</b>   | —          |
| 721  | Accommodation . . . . .   | 1 559   | 5 217             | 21 866         | 71                             | 28  | 7         | 16         | 14         | 3         | 2          | 1          | —          |
| 7211   | Traveler accommodation . . . . .                                    | 1 522   | 5 126             | 21 491         | 60                             | 20  | 4         | 16         | 14         | 3         | 2          | 1          | —          |
| 72111  | Hotels (exc casino hotels) & motels . . . . .                       | 1 515   | 5 092             | 21 309         | 56                             | 16  | 4         | 16         | 14         | 3         | 2          | 1          | —          |
| 721110   | Hotels (exc casino hotels) & motels . . . . .                       | 1 515   | 5 092             | 21 309         | 56                             | 16  | 4         | 16         | 14         | 3         | 2          | 1          | —          |
| 722  | Food services & drinking places . . . . .                           | 11 948  | 26 829            | 115 207        | 552                            | 143   | 83        | 117        | 150        | 44        | 15         | —          | —          |
| 7221   | Full-service restaurants . . . . .                                  | 5 714   | 12 831            | 55 017         | 189                            | 45  | 19        | 32         | 57         | 25        | 11         | —          | —          |
| 72211  | Full-service restaurants . . . . .                                  | 5 714   | 12 831            | 55 017         | 189                            | 45  | 19        | 32         | 57         | 25        | 11         | —          | —          |
| 722110   | Full-service restaurants . . . . .                                  | 5 714   | 12 831            | 55 017         | 189                            | 45  | 19        | 32         | 57         | 25        | 11         | —          | —          |
| 7222   | Limited-service eating places . . . . .                             | 5 158   | 11 631            | 50 548         | 281                            | 55  | 48        | 74         | 86         | 16        | 2          | —          | —          |
| 72221  | Limited-service eating places . . . . .                             | 5 158   | 11 631            | 50 548         | 281                            | 55  | 48        | 74         | 86         | 16        | 2          | —          | —          |
| 722211   | Limited-service restaurants . . . . .                               | 4 347   | 9 489             | 41 576         | 233                            | 42  | 38        | 64         | 74         | 14        | 1          | —          | —          |
| 722212   | Cafeterias . . . . .  | 257   | 681               | 2 846          | 9                              | 2   | 3         | —          | 2          | 1         | 1          | —          | —          |
| 722213   | Snack & nonalcoholic beverage bars . . . . .                        | 554   | 1 461             | 6 126          | 39                             | 11  | 7         | 55         | 10         | 1         | —          | —          | —          |
| 7223   | Special food services . . . . .                                     | 530   | 1 406             | 5 802          | 29                             | 19  | 4         | 2          | 1          | 1         | 2          | —          | —          |
| 72231  | Food service contractors . . . . .                                  | 495   | 1 320             | 5 263          | 14                             | 7   | 2         | 1          | 1          | 1         | 2          | —          | —          |
| 722310   | Food service contractors . . . . .                                  | 495   | 1 320             | 5 263          | 14                             | 7   | 2         | 1          | 1          | 1         | 2          | —          | —          |
| 7224   | Drinking places (alcoholic beverages) . . . . .                     | 546   | 961               | 3 840          | 53                             | 24  | 12        | 9          | 6          | 2         | —          | —          | —          |
| 72241  | Drinking places (alcoholic beverages) . . . . .                     | 546   | 961               | 3 840          | 53                             | 24  | 12        | 9          | 6          | 2         | —          | —          | —          |
| 722410   | Drinking places (alcoholic beverages) . . . . .                     | 546   | 961               | 3 840          | 53                             | 24  | 12        | 9          | 6          | 2         | —          | —          | —          |

See footnotes at end of table.



**Table 6. Counties—Employees, Payroll, and Establishments by Industry: 2003—Con.**

[Excludes most government employees, railroad employees, and self-employed persons. Size class 1 to 4 includes establishments with payroll, but no employees, during mid-March pay period. (D) denotes figures withheld to avoid disclosing data for individual companies; the data are included in broader industry totals. Detailed industries with 100 or more employees are shown if industry was not a (D). For explanation of terms, abbreviations, and data reliability/comparability, see introductory text]

| NAICS code         | Industry   | Number of employees for week including March 12 | Payroll (\$1,000) |                | Total number of establishments | Number of establishments by employment-size class |            |           |           |           |            |            |            |               |          |
|--------------------|--|---|-------------------|----------------|--------------------------------|---|------------|-----------|-----------|-----------|------------|------------|------------|---------------|----------|
|                    |  |   | First quarter     | Annual         |                                | 1 to 4  | 5 to 9     | 10 to 19  | 20 to 49  | 50 to 99  | 100 to 249 | 250 to 499 | 500 to 999 | 1,000 or more |          |
| <b>GREENE—Con.</b> |  |   |                   |                |                                |   |            |           |           |           |            |            |            |               |          |
| <b>81</b>          | <b>Other services (except public administration)</b>     | <b>6 504</b>                                    | <b>28 340</b>     | <b>118 788</b> | <b>870</b>                     | <b>498</b>  | <b>199</b> | <b>95</b> | <b>58</b> | <b>18</b> | <b>2</b>   |            |            |               |          |
| 811                | Repair & maintenance                                     | 2 014   | 11 016            | 46 992         | 310                            | 198   | 59         | 32        | 15        | 5         | 1          |            |            |               |          |
| 8111               | Automotive repair & maintenance                          | 1 482   | 8 214             | 34 467         | 228                            | 138   | 47         | 28        | 11        | 4         |            |            |            |               |          |
| 811111             | Automotive mechanical & electrical R&M                   | 729   | 4 384             | 18 402         | 125                            | 74  | 32         | 11        | 7         | 1         |            |            |            |               |          |
| 8111111            | General automotive repair                                | 561   | 3 377             | 14 253         | 96                             | 59  | 22         | 8         | 6         | 1         |            |            |            |               |          |
| 81112              | Automotive body, paint, interior & glass repair          | 329   | 2 469             | 10 623         | 63                             | 42  | 9          | 11        | 1         |           |            |            |            |               |          |
| 811121             | Automotive body, paint & interior R&M                    | 284   | 2 155             | 9 327          | 54                             | 37  | 6          | 10        | 1         |           |            |            |            |               |          |
| 81119              | Other automotive R&M                                     | 424   | 1 361             | 5 442          | 40                             | 22  | 6          | 6         | 3         | 3         |            |            |            |               |          |
| 811191             | Automotive oil change & lubrication shops                | 100   | 379               | 1 558          | 9                              | 1   | 3          | 4         | 1         |           |            |            |            |               |          |
| 811192             | Car washes   | 310   | 877               | 3 504          | 27                             | 19  | 1          | 2         | 2         | 3         |            |            |            |               |          |
| 8112               | Electronic & precision equipment R&M                     | 229   | 1 133             | 5 183          | 22                             | 15  | 3          | 1         | 2         |           | 1          |            |            |               |          |
| 81121              | Electronic & precision equipment R&M                     | 229   | 1 133             | 5 183          | 22                             | 15  | 3          | 1         | 2         |           | 1          |            |            |               |          |
| 811212             | Computer & office machine R&M                            | 158   | 773               | 3 783          | 8                              | 5   | 1          |           | 1         |           | 1          |            |            |               |          |
| 8113               | Commercial equipment (exc auto & elec) R&M               | 204   | 1 217             | 5 454          | 27                             | 17  | 5          | 3         | 1         | 1         |            |            |            |               |          |
| 81131              | Commercial equipment (exc auto & elec) R&M               | 204   | 1 217             | 5 454          | 27                             | 17  | 5          | 3         | 1         | 1         |            |            |            |               |          |
| 811310             | Commercial equipment (exc auto & elec) R&M               | 204   | 1 217             | 5 454          | 27                             | 17  | 5          | 3         | 1         | 1         |            |            |            |               |          |
| 812                | Personal & laundry services                              | 1 540   | 6 549             | 27 433         | 201                            | 118   | 46         | 19        | 12        | 5         | 1          |            |            |               |          |
| 8121               | Personal care services                                   | 578   | 1 678             | 7 131          | 119                            | 73  | 32         | 9         | 5         |           |            |            |            |               |          |
| 81211              | Hair, nail & skin care services                          | 414   | 1 314             | 5 513          | 94                             | 62  | 23         | 5         | 4         |           |            |            |            |               |          |
| 812112             | Beauty salons  | 408   | 1 280             | 5 361          | 89                             | 57  | 23         | 5         | 4         |           |            |            |            |               |          |
| 81219              | Other personal care services                             | 164   | 364               | 1 618          | 25                             | 11  | 9          | 4         | 1         |           |            |            |            |               |          |
| 812199             | Other personal care services                             | 119   | 200               | 873            | 19                             | 9   | 6          | 3         | 1         |           |            |            |            |               |          |
| 8122               | Death care services                                      | 129   | 731               | 3 070          | 20                             | 11  | 3          | 5         | 1         |           |            |            |            |               |          |
| 8123               | Drycleaning & laundry services                           | 669   | 3 327             | 13 670         | 36                             | 15  | 7          | 3         | 6         | 4         | 1          |            |            |               |          |
| 81232              | Drycleaning & laundry services (exc coin-op)             | 245   | 812               | 3 323          | 21                             | 9   | 5          | 2         | 4         | 1         |            |            |            |               |          |
| 812320             | Drycleaning & laundry services (exc coin-op)             | 245   | 812               | 3 323          | 21                             | 9   | 5          | 2         | 4         | 1         |            |            |            |               |          |
| 81233              | Linen & uniform supply                                   | 336   | 2 144             | 8 804          | 4                              |   |            |           |           | 3         | 1          |            |            |               |          |
| 812332             | Industrial laundrers                                     | 336   | 2 144             | 8 804          | 4                              |   |            |           |           | 3         | 1          |            |            |               |          |
| 8129               | Other personal services                                  | 164   | 813               | 3 562          | 26                             | 19  | 4          | 2         |           | 1         |            |            |            |               |          |
| 813                | Religious, grantmaking, civic, prof & like organizations | 2 950   | 10 775            | 44 363         | 359                            | 182   | 94         | 44        | 31        | 8         |            |            |            |               |          |
| 8131               | Religious organizations                                  | 2 134   | 6 697             | 27 330         | 232                            | 102   | 72         | 32        | 19        | 7         |            |            |            |               |          |
| 81311              | Religious organizations                                  | 2 134   | 6 697             | 27 330         | 232                            | 102   | 72         | 32        | 19        | 7         |            |            |            |               |          |
| 813110             | Religious organizations                                  | 2 134   | 6 697             | 27 330         | 232                            | 102   | 72         | 32        | 19        | 7         |            |            |            |               |          |
| 8132               | Grantmaking & giving services                            | 112   | 627               | 2 569          | 14                             | 10  | 3          |           |           | 1         |            |            |            |               |          |
| 81321              | Grantmaking & giving services                            | 112   | 627               | 2 569          | 14                             | 10  | 3          |           |           | 1         |            |            |            |               |          |
| 8133               | Social advocacy organizations                            | 108   | 872               | 3 823          | 10                             | 4   | 2          | 2         | 2         |           |            |            |            |               |          |
| 81331              | Social advocacy organizations                            | 108   | 872               | 3 823          | 10                             | 4   | 2          | 2         | 2         |           |            |            |            |               |          |
| 8134               | Civic & social organizations                             | 219   | 746               | 3 222          | 30                             | 17  | 5          | 2         | 6         |           |            |            |            |               |          |
| 81341              | Civic & social organizations                             | 219   | 746               | 3 222          | 30                             | 17  | 5          | 2         | 6         |           |            |            |            |               |          |
| 813410             | Civic & social organizations                             | 219   | 746               | 3 222          | 30                             | 17  | 5          | 2         | 6         |           |            |            |            |               |          |
| 8139               | Business, labor, political, like organizations           | 377   | 1 833             | 7 419          | 73                             | 49  | 12         | 8         | 4         |           |            |            |            |               |          |
| 81391              | Business associations                                    | 102   | 802               | 2 837          | 14                             | 8   | 2          | 2         | 2         |           |            |            |            |               |          |
| 813910             | Business associations                                    | 102   | 802               | 2 837          | 14                             | 8   | 2          | 2         | 2         |           |            |            |            |               |          |
| 81393              | Labor unions & similar labor organizations               | 180   | 711               | 2 790          | 25                             | 11  | 9          | 4         | 1         |           |            |            |            |               |          |
| 813930             | Labor unions & similar labor organizations               | 180   | 711               | 2 790          | 25                             | 11  | 9          | 4         | 1         |           |            |            |            |               |          |
| <b>99</b>          | <b>Unclassified establishments</b>                       | <b>(B)</b>                                      | <b>(D)</b>        | <b>(D)</b>     | <b>68</b>                      | <b>66</b>   | <b>2</b>   | <b>-</b>  | <b>-</b>  | <b>-</b>  | <b>-</b>   | <b>-</b>   | <b>-</b>   | <b>-</b>      | <b>-</b> |
| <b>GRUNDY</b>      |  |   |                   |                |                                |   |            |           |           |           |            |            |            |               |          |
|                    | <b>Total</b>   | <b>3 004</b>                                    | <b>13 874</b>     | <b>63 136</b>  | <b>257</b>                     | <b>159</b>  | <b>40</b>  | <b>34</b> | <b>17</b> | <b>3</b>  | <b>2</b>   | <b>2</b>   | <b>-</b>   | <b>-</b>      | <b>-</b> |
| <b>21</b>          | <b>Mining</b>  | <b>(A)</b>                                      | <b>(D)</b>        | <b>(D)</b>     | <b>2</b>                       | <b>2</b>  | <b>-</b>   | <b>-</b>  | <b>-</b>  | <b>-</b>  | <b>-</b>   | <b>-</b>   | <b>-</b>   | <b>-</b>      | <b>-</b> |
| <b>22</b>          | <b>Utilities</b>   | <b>(B)</b>                                      | <b>(D)</b>        | <b>(D)</b>     | <b>2</b>                       | <b>-</b>  | <b>-</b>   | <b>1</b>  | <b>1</b>  | <b>-</b>  | <b>-</b>   | <b>-</b>   | <b>-</b>   | <b>-</b>      | <b>-</b> |
| <b>23</b>          | <b>Construction</b>                                      | <b>89</b>                                       | <b>411</b>        | <b>1 667</b>   | <b>28</b>                      | <b>23</b>   | <b>2</b>   | <b>3</b>  | <b>-</b>  | <b>-</b>  | <b>-</b>   | <b>-</b>   | <b>-</b>   | <b>-</b>      | <b>-</b> |
| <b>31-33</b>       | <b>Manufacturing</b>                                     | <b>1 100</b>                                    | <b>5 325</b>      | <b>28 326</b>  | <b>13</b>                      | <b>1</b>  | <b>4</b>   | <b>4</b>  | <b>1</b>  | <b>1</b>  | <b>-</b>   | <b>2</b>   | <b>-</b>   | <b>-</b>      | <b>-</b> |
| 311                | Food mfg   | (F)   | (D)               | (D)            | 5                              | -   | 2          | 1         | -         | -         | -          | 2          | -          | -             | -        |
| 3116               | Animal slaughtering & processing                         | (E)   | (D)               | (D)            | 1                              | -   | -          | -         | -         | -         | -          | 1          | -          | -             | -        |
| 31161              | Animal slaughtering & processing                         | (E)   | (D)               | (D)            | 1                              | -   | -          | -         | -         | -         | -          | 1          | -          | -             | -        |
| 3119               | Other food mfg   | (E)   | (D)               | (D)            | 2                              | -   | 1          | -         | -         | -         | -          | 1          | -          | -             | -        |
| 31199              | All other food mfg                                       | (E)   | (D)               | (D)            | 1                              | -   | -          | -         | -         | -         | -          | 1          | -          | -             | -        |
| <b>42</b>          | <b>Wholesale trade</b>                                   | <b>54</b>                                       | <b>389</b>        | <b>1 618</b>   | <b>7</b>                       | <b>3</b>  | <b>2</b>   | <b>2</b>  | <b>-</b>  | <b>-</b>  | <b>-</b>   | <b>-</b>   | <b>-</b>   | <b>-</b>      | <b>-</b> |
| <b>44-45</b>       | <b>Retail trade</b>                                      | <b>441</b>                                      | <b>1 769</b>      | <b>7 488</b>   | <b>47</b>                      | <b>25</b>   | <b>10</b>  | <b>7</b>  | <b>4</b>  | <b>-</b>  | <b>1</b>   | <b>-</b>   | <b>-</b>   | <b>-</b>      | <b>-</b> |
| 445                | Food & beverage stores                                   | (C)   | (D)               | (D)            | 6                              | 3   | -          | 2         | -         | -         | 1          | -          | -          | -             | -        |
| 4451               | Grocery stores   | 134   | 485               | 2 071          | 5                              | 2   | -          | 2         | -         | -         | 1          | -          | -          | -             | -        |
| 44511              | Grocery (except convenience) stores                      | 134   | 485               | 2 071          | 5                              | 2   | -          | 2         | -         | -         | 1          | -          | -          | -             | -        |
| 445110             | Grocery (except convenience) stores                      | 134   | 485               | 2 071          | 5                              | 2   | -          | 2         | -         | -         | 1          | -          | -          | -             | -        |
| <b>48-49</b>       | <b>Transportation &amp; warehousing</b>                  | <b>(A)</b>                                      | <b>(D)</b>        | <b>(D)</b>     | <b>5</b>                       | <b>4</b>  | <b>-</b>   | <b>1</b>  | <b>-</b>  | <b>-</b>  | <b>-</b>   | <b>-</b>   | <b>-</b>   | <b>-</b>      | <b>-</b> |
| <b>51</b>          | <b>Information</b>                                       | <b>49</b>                                       | <b>282</b>        | <b>1 057</b>   | <b>7</b>                       | <b>5</b>  | <b>-</b>   | <b>2</b>  | <b>-</b>  | <b>-</b>  | <b>-</b>   | <b>-</b>   | <b>-</b>   | <b>-</b>      | <b>-</b> |
| <b>52</b>          | <b>Finance &amp; insurance</b>                           | <b>100</b>                                      | <b>641</b>        | <b>2 544</b>   | <b>26</b>                      | <b>18</b>   | <b>5</b>   | <b>3</b>  | <b>-</b>  | <b>-</b>  | <b>-</b>   | <b>-</b>   | <b>-</b>   | <b>-</b>      | <b>-</b> |
| <b>53</b>          | <b>Real estate &amp; rental &amp; leasing</b>            | <b>(B)</b>                                      | <b>(D)</b>        | <b>(D)</b>     | <b>9</b>                       | <b>7</b>  | <b>2</b>   | <b>-</b>  | <b>-</b>  | <b>-</b>  | <b>-</b>   | <b>-</b>   | <b>-</b>   | <b>-</b>      | <b>-</b> |
| <b>54</b>          | <b>Professional, scientific &amp; technical services</b> | <b>50</b>                                       | <b>202</b>        | <b>801</b>     | <b>15</b>                      | <b>13</b>   | <b>1</b>   | <b>1</b>  | <b>-</b>  | <b>-</b>  | <b>-</b>   | <b>-</b>   | <b>-</b>   | <b>-</b>      | <b>-</b> |
| <b>55</b>          | <b>Management of companies &amp; enterprises</b>         | <b>(B)</b>                                      | <b>(D)</b>        | <b>(D)</b>     | <b>1</b>                       | <b>-</b>  | <b>-</b>   | <b>-</b>  | <b>1</b>  | <b>-</b>  | <b>-</b>   | <b>-</b>   | <b>-</b>   | <b>-</b>      | <b>-</b> |

See footnotes at end of table.

**Table 6. Counties—Employees, Payroll, and Establishments by Industry: 2003—Con.**

[Excludes most government employees, railroad employees, and self-employed persons. Size class 1 to 4 includes establishments with payroll, but no employees, during mid-March pay period. (D) denotes figures withheld to avoid disclosing data for individual companies; the data are included in broader industry totals. Detailed industries with 100 or more employees are shown if industry was not a (D). For explanation of terms, abbreviations, and data reliability/comparability, see introductory text]

| NAICS code         | Industry   | Number of employees for week including March 12 | Payroll (\$1,000) |               | Total number of establishments | Number of establishments by employment-size class |           |           |           |          |            |            |            |               |  |
|--------------------|--|---|-------------------|---------------|--------------------------------|---|-----------|-----------|-----------|----------|------------|------------|------------|---------------|--|
|                    |  |   | First quarter     | Annual        |                                | 1 to 4  | 5 to 9    | 10 to 19  | 20 to 49  | 50 to 99 | 100 to 249 | 250 to 499 | 500 to 999 | 1,000 or more |  |
| <b>GRUNDY—Con.</b> |  |   |                   |               |                                |   |           |           |           |          |            |            |            |               |  |
| <b>56</b>          | <b>Admin, support, waste mgt, remediation services</b>   | <b>(B)</b>                                      | <b>(D)</b>        | <b>(D)</b>    | <b>4</b>                       | <b>3</b>  | —         | —         | <b>1</b>  | —        | —          | —          | —          | —             |  |
| <b>62</b>          | <b>Health care and social assistance</b>                 | <b>613</b>                                      | <b>2 816</b>      | <b>11 106</b> | <b>31</b>                      | <b>18</b>   | —         | <b>6</b>  | <b>4</b>  | <b>2</b> | <b>1</b>   | —          | —          | —             |  |
| 621                | Ambulatory health care services                          | 228   | 1 144             | 4 579         | 18                             | 11  | —         | 4         | 2         | 1        | —          | —          | —          | —             |  |
| 6216               | Home health care services                                | 138   | 418               | 1 793         | 4                              | 1   | —         | 1         | 1         | 1        | —          | —          | —          | —             |  |
| 62161              | Home health care services                                | 138   | 418               | 1 793         | 4                              | 1   | —         | 1         | 1         | 1        | —          | —          | —          | —             |  |
| 621610             | Home health care services                                | 138   | 418               | 1 793         | 4                              | 1   | —         | 1         | 1         | 1        | —          | —          | —          | —             |  |
| 622                | Hospitals  | (C)   | (D)               | (D)           | 1                              | —   | —         | —         | —         | —        | 1          | —          | —          | —             |  |
| 6221               | General medical & surgical hospitals                     | (C)   | (D)               | (D)           | 1                              | —   | —         | —         | —         | —        | 1          | —          | —          | —             |  |
| 62211              | General medical & surgical hospitals                     | (C)   | (D)               | (D)           | 1                              | —   | —         | —         | —         | —        | 1          | —          | —          | —             |  |
| 623                | Nursing & residential care facilities                    | 103   | 348               | 1 503         | 5                              | 4   | —         | —         | —         | 1        | —          | —          | —          | —             |  |
| <b>71</b>          | <b>Arts, entertainment &amp; recreation</b>              | <b>(A)</b>                                      | <b>(D)</b>        | <b>(D)</b>    | <b>1</b>                       | <b>1</b>  | —         | —         | —         | —        | —          | —          | —          | —             |  |
| <b>72</b>          | <b>Accommodation &amp; food services</b>                 | <b>206</b>                                      | <b>381</b>        | <b>1 650</b>  | <b>14</b>                      | <b>3</b>  | <b>3</b>  | <b>3</b>  | <b>5</b>  | —        | —          | —          | —          | —             |  |
| 722                | Food services & drinking places                          | (C)   | (D)               | (D)           | 12                             | 3   | 3         | 3         | 3         | —        | —          | —          | —          | —             |  |
| 7222               | Limited-service eating places                            | 123   | 231               | 1 019         | 6                              | —   | 1         | 2         | 3         | —        | —          | —          | —          | —             |  |
| 72221              | Limited-service eating places                            | 123   | 231               | 1 019         | 6                              | —   | 1         | 2         | 3         | —        | —          | —          | —          | —             |  |
| <b>81</b>          | <b>Other services (except public administration)</b>     | <b>124</b>                                      | <b>352</b>        | <b>1 492</b>  | <b>37</b>                      | <b>25</b>   | <b>11</b> | <b>1</b>  | —         | —        | —          | —          | —          | —             |  |
| <b>99</b>          | <b>Unclassified establishments</b>                       | <b>7</b>  | <b>13</b>         | <b>74</b>     | <b>8</b>                       | <b>8</b>  | —         | —         | —         | —        | —          | —          | —          | —             |  |
| <b>HARRISON</b>    |  |   |                   |               |                                |   |           |           |           |          |            |            |            |               |  |
|                    | <b>Total</b>   | <b>2 096</b>                                    | <b>8 685</b>      | <b>37 734</b> | <b>233</b>                     | <b>142</b>  | <b>51</b> | <b>20</b> | <b>11</b> | <b>5</b> | <b>4</b>   | —          | —          | —             |  |
| <b>21</b>          | <b>Mining</b>  | <b>(A)</b>                                      | <b>(D)</b>        | <b>(D)</b>    | <b>2</b>                       | <b>1</b>  | —         | <b>1</b>  | —         | —        | —          | —          | —          | —             |  |
| <b>22</b>          | <b>Utilities</b>   | <b>(A)</b>                                      | <b>(D)</b>        | <b>(D)</b>    | <b>1</b>                       | <b>1</b>  | —         | —         | —         | —        | —          | —          | —          | —             |  |
| <b>23</b>          | <b>Construction</b>                                      | <b>(B)</b>                                      | <b>(D)</b>        | <b>(D)</b>    | <b>13</b>                      | <b>11</b>   | <b>2</b>  | —         | —         | —        | —          | —          | —          | —             |  |
| <b>31-33</b>       | <b>Manufacturing</b>                                     | <b>(B)</b>                                      | <b>(D)</b>        | <b>(D)</b>    | <b>6</b>                       | <b>4</b>  | <b>1</b>  | —         | <b>1</b>  | —        | —          | —          | —          | —             |  |
| <b>42</b>          | <b>Wholesale trade</b>                                   | <b>200</b>                                      | <b>1 011</b>      | <b>4 199</b>  | <b>13</b>                      | <b>7</b>  | <b>2</b>  | <b>3</b>  | —         | —        | <b>1</b>   | —          | —          | —             |  |
| 424                | Merchant Wholesalers, Nondurable Goods                   | 159   | 800               | 3 144         | 6                              | 3   | 1         | 1         | —         | —        | 1          | —          | —          | —             |  |
| 4249               | Miscellaneous Nondurable Goods Merchant Wholesalers      | (C)   | (D)               | (D)           | 2                              | 1   | —         | —         | —         | —        | 1          | —          | —          | —             |  |
| 42492              | Book, Periodical, and Newspaper Merchant Wholesalers     | (C)   | (D)               | (D)           | 1                              | —   | —         | —         | —         | —        | 1          | —          | —          | —             |  |
| <b>44-45</b>       | <b>Retail trade</b>                                      | <b>679</b>                                      | <b>2 676</b>      | <b>11 971</b> | <b>60</b>                      | <b>27</b>   | <b>21</b> | <b>5</b>  | <b>3</b>  | <b>3</b> | <b>1</b>   | —          | —          | —             |  |
| 445                | Food & beverage stores                                   | 159   | 545               | 2 282         | 10                             | 4   | 3         | —         | 2         | 1        | —          | —          | —          | —             |  |
| 4451               | Grocery stores   | 129   | 459               | 1 950         | 6                              | 2   | 2         | —         | 1         | 1        | —          | —          | —          | —             |  |
| 44511              | Grocery (except convenience) stores                      | 129   | 459               | 1 950         | 6                              | 2   | 2         | —         | 1         | 1        | —          | —          | —          | —             |  |
| 445110             | Grocery (except convenience) stores                      | 129   | 459               | 1 950         | 6                              | 2   | 2         | —         | 1         | 1        | —          | —          | —          | —             |  |
| 447                | Gasoline stations  | 170   | 510               | 2 182         | 14                             | 5   | 5         | 3         | —         | 1        | —          | —          | —          | —             |  |
| 4471               | Gasoline stations  | 170   | 510               | 2 182         | 14                             | 5   | 5         | 3         | —         | 1        | —          | —          | —          | —             |  |
| 44719              | Other gasoline stations                                  | 125   | 365               | 1 558         | 8                              | 4   | 1         | 2         | —         | 1        | —          | —          | —          | —             |  |
| 447190             | Other gasoline stations                                  | 125   | 365               | 1 558         | 8                              | 4   | 1         | 2         | —         | 1        | —          | —          | —          | —             |  |
| 452                | General merchandise stores                               | 152   | 540               | 2 294         | 5                              | —   | 2         | 1         | 1         | —        | 1          | —          | —          | —             |  |
| 4521               | Department stores  | (C)   | (D)               | (D)           | 1                              | —   | —         | —         | —         | —        | 1          | —          | —          | —             |  |
| 45211              | Department stores  | (C)   | (D)               | (D)           | 1                              | —   | —         | —         | —         | —        | 1          | —          | —          | —             |  |
| <b>48-49</b>       | <b>Transportation &amp; warehousing</b>                  | <b>37</b>                                       | <b>239</b>        | <b>1 142</b>  | <b>12</b>                      | <b>8</b>  | <b>4</b>  | —         | —         | —        | —          | —          | —          | —             |  |
| <b>51</b>          | <b>Information</b>                                       | <b>73</b>                                       | <b>396</b>        | <b>1 605</b>  | <b>5</b>                       | <b>1</b>  | <b>1</b>  | <b>2</b>  | <b>1</b>  | —        | —          | —          | —          | —             |  |
| <b>52</b>          | <b>Finance &amp; insurance</b>                           | <b>120</b>                                      | <b>703</b>        | <b>2 954</b>  | <b>17</b>                      | <b>9</b>  | <b>5</b>  | <b>2</b>  | <b>1</b>  | —        | —          | —          | —          | —             |  |
| <b>53</b>          | <b>Real estate &amp; rental &amp; leasing</b>            | <b>18</b>                                       | <b>35</b>         | <b>152</b>    | <b>7</b>                       | <b>6</b>  | <b>1</b>  | —         | —         | —        | —          | —          | —          | —             |  |
| <b>54</b>          | <b>Professional, scientific &amp; technical services</b> | <b>(B)</b>                                      | <b>(D)</b>        | <b>(D)</b>    | <b>11</b>                      | <b>10</b>   | <b>1</b>  | —         | —         | —        | —          | —          | —          | —             |  |
| <b>55</b>          | <b>Management of companies &amp; enterprises</b>         | <b>(A)</b>                                      | <b>(D)</b>        | <b>(D)</b>    | <b>1</b>                       | <b>1</b>  | —         | —         | —         | —        | —          | —          | —          | —             |  |
| <b>56</b>          | <b>Admin, support, waste mgt, remediation services</b>   | <b>(A)</b>                                      | <b>(D)</b>        | <b>(D)</b>    | <b>2</b>                       | <b>2</b>  | —         | —         | —         | —        | —          | —          | —          | —             |  |
| <b>62</b>          | <b>Health care and social assistance</b>                 | <b>516</b>                                      | <b>2 287</b>      | <b>9 689</b>  | <b>26</b>                      | <b>13</b>   | <b>6</b>  | <b>3</b>  | —         | <b>2</b> | <b>2</b>   | —          | —          | —             |  |
| 622                | Hospitals  | (C)   | (D)               | (D)           | 1                              | —   | —         | —         | —         | —        | 1          | —          | —          | —             |  |
| 6221               | General medical & surgical hospitals                     | (C)   | (D)               | (D)           | 1                              | —   | —         | —         | —         | —        | 1          | —          | —          | —             |  |
| 62211              | General medical & surgical hospitals                     | (C)   | (D)               | (D)           | 1                              | —   | —         | —         | —         | —        | 1          | —          | —          | —             |  |
| 623                | Nursing & residential care facilities                    | 253   | 979               | 4 157         | 8                              | 1   | 5         | —         | —         | 1        | 1          | —          | —          | —             |  |
| 6231               | Nursing care facilities                                  | (C)   | (D)               | (D)           | 2                              | —   | —         | —         | —         | —        | 1          | 1          | —          | —             |  |
| 62311              | Nursing care facilities                                  | (C)   | (D)               | (D)           | 2                              | —   | —         | —         | —         | —        | 1          | 1          | —          | —             |  |
| <b>71</b>          | <b>Arts, entertainment &amp; recreation</b>              | <b>(A)</b>                                      | <b>(D)</b>        | <b>(D)</b>    | <b>3</b>                       | <b>3</b>  | —         | —         | —         | —        | —          | —          | —          | —             |  |
| <b>72</b>          | <b>Accommodation &amp; food services</b>                 | <b>221</b>                                      | <b>501</b>        | <b>2 226</b>  | <b>17</b>                      | <b>6</b>  | <b>3</b>  | <b>4</b>  | <b>4</b>  | —        | —          | —          | —          | —             |  |
| 722                | Food services & drinking places                          | 190   | 439               | 1 945         | 14                             | 5   | 2         | 3         | 4         | —        | —          | —          | —          | —             |  |
| 7222               | Limited-service eating places                            | 150   | 332               | 1 438         | 7                              | 1   | —         | 2         | 4         | —        | —          | —          | —          | —             |  |
| 72221              | Limited-service eating places                            | 150   | 332               | 1 438         | 7                              | 1   | —         | 2         | 4         | —        | —          | —          | —          | —             |  |
| 722211             | Limited-service restaurants                              | 150   | 332               | 1 438         | 7                              | 1   | —         | 2         | 4         | —        | —          | —          | —          | —             |  |
| <b>81</b>          | <b>Other services (except public administration)</b>     | <b>104</b>                                      | <b>329</b>        | <b>1 417</b>  | <b>37</b>                      | <b>32</b>   | <b>4</b>  | —         | <b>1</b>  | —        | —          | —          | —          | —             |  |

See footnotes at end of table.

**Table 6. Counties—Employees, Payroll, and Establishments by Industry: 2003—Con.**

[Excludes most government employees, railroad employees, and self-employed persons. Size class 1 to 4 includes establishments with payroll, but no employees, during mid-March pay period. (D) denotes figures withheld to avoid disclosing data for individual companies; the data are included in broader industry totals. Detailed industries with 100 or more employees are shown if industry was not a (D). For explanation of terms, abbreviations, and data reliability/comparability, see introductory text]

| NAICS code   | Industry   | Number of employees for week including March 12 | Payroll (\$1,000) |                | Total number of establishments | Number of establishments by employment-size class |            |           |           |           |            |            |            |               |  |
|--------------|--|---|-------------------|----------------|--------------------------------|---|------------|-----------|-----------|-----------|------------|------------|------------|---------------|--|
|              |  |   | First quarter     | Annual         |                                | 1 to 4  | 5 to 9     | 10 to 19  | 20 to 49  | 50 to 99  | 100 to 249 | 250 to 499 | 500 to 999 | 1,000 or more |  |
| <b>HENRY</b> |  |   |                   |                |                                |   |            |           |           |           |            |            |            |               |  |
|              | <b>Total</b> .....   | <b>6 987</b>                                    | <b>40 290</b>     | <b>168 103</b> | <b>701</b>                     | <b>451</b>  | <b>129</b> | <b>61</b> | <b>38</b> | <b>12</b> | <b>5</b>   | <b>5</b>   | -          | -             |  |
| <b>21</b>    | <b>Mining</b> .....  | <b>(B)</b>                                      | <b>(D)</b>        | <b>(D)</b>     | <b>1</b>                       | -   | -          | -         | -         | <b>1</b>  | -          | -          | -          | -             |  |
| <b>22</b>    | <b>Utilities</b> .....   | <b>195</b>                                      | <b>3 049</b>      | <b>12 270</b>  | <b>6</b>                       | <b>1</b>  | <b>1</b>   | <b>3</b>  | -         | -         | <b>1</b>   | -          | -          | -             |  |
| 221          | Utilities .....  | 195   | 3 049             | 12 270         | 6                              | 1   | 1          | 3         | -         | -         | 1          | -          | -          | -             |  |
| 2211         | Elec pwr generation, transmn & distribution ...                        | (C)   | (D)               | (D)            | 3                              | -   | -          | 2         | -         | -         | 1          | -          | -          | -             |  |
| 22111        | Electric power generation .....  | (C)   | (D)               | (D)            | 1                              | -   | -          | -         | -         | -         | 1          | -          | -          | -             |  |
| <b>23</b>    | <b>Construction</b> .....  | <b>392</b>                                      | <b>3 285</b>      | <b>9 362</b>   | <b>80</b>                      | <b>61</b>   | <b>12</b>  | <b>5</b>  | <b>1</b>  | -         | <b>1</b>   | -          | -          | -             |  |
| 237          | Heavy and Civil Engineering Construction .....                         | 169   | 2 233             | 4 122          | 11                             | 7   | 2          | 1         | -         | -         | 1          | -          | -          | -             |  |
| 2371         | Utility System Construction .....                                      | 156   | 2 155             | 3 476          | 6                              | 3   | 1          | 1         | -         | -         | 1          | -          | -          | -             |  |
| 23713        | Power and Communication Line and Related Structures Construction ..... | (C)   | (D)               | (D)            | 3                              | 1   | -          | 1         | -         | -         | 1          | -          | -          | -             |  |
| 238          | Specialty Trade Contractors .....                                      | 144   | 555               | 2 851          | 45                             | 35  | 7          | 2         | 1         | -         | -          | -          | -          | -             |  |
| <b>31-33</b> | <b>Manufacturing</b> .....   | <b>1 807</b>                                    | <b>11 946</b>     | <b>50 679</b>  | <b>40</b>                      | <b>16</b>   | <b>8</b>   | <b>2</b>  | <b>6</b>  | <b>4</b>  | <b>1</b>   | <b>3</b>   | -          | -             |  |
| 311          | Food mfg .....   | (F)   | (D)               | (D)            | 4                              | 1   | 1          | -         | -         | -         | 1          | 1          | -          | -             |  |
| 3115         | Dairy product mfg .....  | (F)   | (D)               | (D)            | 2                              | -   | -          | -         | -         | -         | 1          | 1          | -          | -             |  |
| 31151        | Dairy product (exc frozen) mfg .....                                   | (F)   | (D)               | (D)            | 2                              | -   | -          | -         | -         | -         | 1          | 1          | -          | -             |  |
| 323          | Printing & related support activities .....                            | (C)   | (D)               | (D)            | 5                              | 2   | 1          | -         | 1         | 1         | -          | -          | -          | -             |  |
| 3231         | Printing & related support activities .....                            | (C)   | (D)               | (D)            | 5                              | 2   | 1          | -         | 1         | 1         | -          | -          | -          | -             |  |
| 32311        | Printing .....   | (C)   | (D)               | (D)            | 5                              | 2   | 1          | -         | 1         | 1         | -          | -          | -          | -             |  |
| 333          | Machinery mfg .....  | 296   | 2 431             | 8 629          | 5                              | 2   | 2          | -         | -         | -         | -          | 1          | -          | -             |  |
| 3334         | HVAC & commercial refrigeration equipment mfg .....                    | (E)   | (D)               | (D)            | 1                              | -   | -          | -         | -         | -         | -          | 1          | -          | -             |  |
| 33341        | HVAC & commercial refrigeration equipment mfg .....                    | (E)   | (D)               | (D)            | 1                              | -   | -          | -         | -         | -         | -          | 1          | -          | -             |  |
| 336          | Transportation equipment mfg .....                                     | (E)   | (D)               | (D)            | 1                              | -   | -          | -         | -         | -         | -          | 1          | -          | -             |  |
| 3366         | Ship & boat building .....   | (E)   | (D)               | (D)            | 1                              | -   | -          | -         | -         | -         | -          | 1          | -          | -             |  |
| 33661        | Ship & boat building .....   | (E)   | (D)               | (D)            | 1                              | -   | -          | -         | -         | -         | -          | 1          | -          | -             |  |
| 339          | Miscellaneous mfg .....  | (C)   | (D)               | (D)            | 5                              | 3   | -          | -         | 1         | 1         | -          | -          | -          | -             |  |
| <b>42</b>    | <b>Wholesale trade</b> .....   | <b>234</b>                                      | <b>1 332</b>      | <b>5 814</b>   | <b>38</b>                      | <b>21</b>   | <b>7</b>   | <b>7</b>  | <b>3</b>  | -         | -          | -          | -          | -             |  |
| 423          | Merchant Wholesalers, Durable Goods .....                              | 137   | 763               | 3 280          | 23                             | 15  | 3          | 2         | 3         | -         | -          | -          | -          | -             |  |
| <b>44-45</b> | <b>Retail trade</b> .....  | <b>1 272</b>                                    | <b>5 312</b>      | <b>21 797</b>  | <b>132</b>                     | <b>72</b>   | <b>33</b>  | <b>16</b> | <b>8</b>  | <b>2</b>  | -          | <b>1</b>   | -          | -             |  |
| 441          | Motor vehicle & parts dealers .....                                    | 201   | 1 263             | 5 147          | 19                             | 9   | 4          | 2         | 4         | -         | -          | -          | -          | -             |  |
| 4411         | Automobile dealers .....   | (C)   | (D)               | (D)            | 7                              | 4   | -          | -         | 3         | -         | -          | -          | -          | -             |  |
| 44111        | New car dealers .....  | 108   | 802               | 3 226          | 4                              | 1   | -          | -         | 3         | -         | -          | -          | -          | -             |  |
| 441110       | New car dealers .....  | 108   | 802               | 3 226          | 4                              | 1   | -          | -         | 3         | -         | -          | -          | -          | -             |  |
| 444          | Bldg material & garden equip & supp dealers .....                      | 144   | 618               | 2 728          | 22                             | 9   | 7          | 6         | -         | -         | -          | -          | -          | -             |  |
| 445          | Food & beverage stores .....   | 142   | 451               | 1 732          | 9                              | 5   | 2          | -         | 1         | 1         | -          | -          | -          | -             |  |
| 4451         | Grocery stores .....   | 131   | 414               | 1 555          | 6                              | 3   | 1          | -         | 1         | 1         | -          | -          | -          | -             |  |
| 44511        | Grocery (except convenience) stores .....                              | 131   | 414               | 1 555          | 6                              | 3   | 1          | -         | 1         | 1         | -          | -          | -          | -             |  |
| 445110       | Grocery (except convenience) stores .....                              | 131   | 414               | 1 555          | 6                              | 3   | 1          | -         | 1         | 1         | -          | -          | -          | -             |  |
| 447          | Gasoline stations .....  | 108   | 306               | 1 303          | 17                             | 6   | 6          | 5         | -         | -         | -          | -          | -          | -             |  |
| 4471         | Gasoline stations .....  | 108   | 306               | 1 303          | 17                             | 6   | 6          | 5         | -         | -         | -          | -          | -          | -             |  |
| 44711        | Gasoline stations with convenience stores ...                          | (C)   | (D)               | (D)            | 15                             | 4   | 6          | 5         | -         | -         | -          | -          | -          | -             |  |
| 452          | General merchandise stores .....                                       | (E)   | (D)               | (D)            | 5                              | -   | 4          | -         | -         | -         | -          | 1          | -          | -             |  |
| 4529         | Other general merchandise stores .....                                 | (E)   | (D)               | (D)            | 5                              | -   | 4          | -         | -         | -         | -          | 1          | -          | -             |  |
| 45291        | Warehouse clubs & superstores .....                                    | (E)   | (D)               | (D)            | 1                              | -   | -          | -         | -         | -         | -          | 1          | -          | -             |  |
| 453          | Miscellaneous store retailers .....                                    | 113   | 103               | 448            | 13                             | 10  | 1          | -         | 1         | 1         | -          | -          | -          | -             |  |
| <b>48-49</b> | <b>Transportation &amp; warehousing</b> .....                          | <b>46</b>                                       | <b>278</b>        | <b>1 170</b>   | <b>19</b>                      | <b>17</b>   | <b>1</b>   | <b>1</b>  | -         | -         | -          | -          | -          | -             |  |
| <b>51</b>    | <b>Information</b> .....   | <b>94</b>                                       | <b>667</b>        | <b>2 489</b>   | <b>14</b>                      | <b>8</b>  | <b>2</b>   | <b>4</b>  | -         | -         | -          | -          | -          | -             |  |
| <b>52</b>    | <b>Finance &amp; insurance</b> .....                                   | <b>279</b>                                      | <b>1 754</b>      | <b>7 532</b>   | <b>44</b>                      | <b>26</b>   | <b>10</b>  | <b>5</b>  | <b>3</b>  | -         | -          | -          | -          | -             |  |
| 522          | Credit intermediation & related activities .....                       | 196   | 1 124             | 4 487          | 21                             | 7   | 8          | 4         | 2         | -         | -          | -          | -          | -             |  |
| 5221         | Depository credit intermediation .....                                 | 186   | 1 047             | 4 226          | 17                             | 4   | 7          | 4         | 2         | -         | -          | -          | -          | -             |  |
| 52211        | Commercial banking .....   | 186   | 1 047             | 4 226          | 17                             | 4   | 7          | 4         | 2         | -         | -          | -          | -          | -             |  |
| 522110       | Commercial banking .....   | 186   | 1 047             | 4 226          | 17                             | 4   | 7          | 4         | 2         | -         | -          | -          | -          | -             |  |
| <b>53</b>    | <b>Real estate &amp; rental &amp; leasing</b> .....                    | <b>127</b>                                      | <b>466</b>        | <b>2 052</b>   | <b>26</b>                      | <b>18</b>   | <b>6</b>   | <b>1</b>  | -         | <b>1</b>  | -          | -          | -          | -             |  |
| <b>54</b>    | <b>Professional, scientific &amp; technical services</b> .....         | <b>124</b>                                      | <b>537</b>        | <b>2 075</b>   | <b>38</b>                      | <b>28</b>   | <b>9</b>   | <b>1</b>  | -         | -         | -          | -          | -          | -             |  |
| 541          | Professional, scientific & technical services .....                    | 124   | 537               | 2 075          | 38                             | 28  | 9          | 1         | -         | -         | -          | -          | -          | -             |  |
| <b>55</b>    | <b>Management of companies &amp; enterprises</b> .....                 | <b>(A)</b>                                      | <b>(D)</b>        | <b>(D)</b>     | <b>1</b>                       | <b>1</b>  | -          | -         | -         | -         | -          | -          | -          | -             |  |
| <b>56</b>    | <b>Admin, support, waste mgt, remediation services</b> .....           | <b>(B)</b>                                      | <b>(D)</b>        | <b>(D)</b>     | <b>16</b>                      | <b>13</b>   | <b>3</b>   | -         | -         | -         | -          | -          | -          | -             |  |
| <b>61</b>    | <b>Educational services</b> .....                                      | <b>41</b>                                       | <b>121</b>        | <b>470</b>     | <b>7</b>                       | <b>4</b>  | <b>1</b>   | <b>2</b>  | -         | -         | -          | -          | -          | -             |  |

See footnotes at end of table.

**Table 6. Counties—Employees, Payroll, and Establishments by Industry: 2003—Con.**

[Excludes most government employees, railroad employees, and self-employed persons. Size class 1 to 4 includes establishments with payroll, but no employees, during mid-March pay period. (D) denotes figures withheld to avoid disclosing data for individual companies; the data are included in broader industry totals. Detailed industries with 100 or more employees are shown if industry was not a (D). For explanation of terms, abbreviations, and data reliability/comparability, see introductory text]

| NAICS code        | Industry   | Number of employees for week including March 12 | Payroll (\$1,000) |               | Total number of establishments | Number of establishments by employment-size class |           |           |           |          |            |            |            |               |
|-------------------|--|---|-------------------|---------------|--------------------------------|---|-----------|-----------|-----------|----------|------------|------------|------------|---------------|
|                   |  |   | First quarter     | Annual        |                                | 1 to 4  | 5 to 9    | 10 to 19  | 20 to 49  | 50 to 99 | 100 to 249 | 250 to 499 | 500 to 999 | 1,000 or more |
| <b>HENRY—Con.</b> |  |   |                   |               |                                |   |           |           |           |          |            |            |            |               |
| <b>62</b>         | <b>Health care and social assistance</b> . . . . .                   | <b>1 404</b>                                    | <b>8 885</b>      | <b>38 103</b> | <b>77</b>                      | <b>54</b>   | <b>8</b>  | <b>4</b>  | <b>4</b>  | <b>4</b> | <b>2</b>   | <b>1</b>   | —          | —             |
| 621               | Ambulatory health care services . . . . .                            | 326   | 2 519             | 9 925         | 39                             | 31  | 4         | —         | 2         | 1        | 1          | —          | —          | —             |
| 6211              | Offices of physicians . . . . .                                      | (C)   | (D)               | (D)           | 10                             | 8   | 1         | —         | —         | 1        | —          | —          | —          | —             |
| 62111             | Offices of physicians . . . . .                                      | (C)   | (D)               | (D)           | 10                             | 8   | 1         | —         | —         | 1        | —          | —          | —          | —             |
| 6214              | Outpatient care centers . . . . .                                    | 142   | 1 035             | 4 155         | 4                              | 1   | 1         | —         | 1         | —        | 1          | —          | —          | —             |
| 62149             | Other outpatient care centers . . . . .                              | 142   | 1 035             | 4 155         | 4                              | 1   | 1         | —         | 1         | —        | 1          | —          | —          | —             |
| 622               | Hospitals . . . . .  | (F)   | (D)               | (D)           | 2                              | —   | —         | —         | —         | —        | 1          | 1          | —          | —             |
| 6221              | General medical & surgical hospitals . . . . .                       | (E)   | (D)               | (D)           | 1                              | —   | —         | —         | —         | —        | —          | 1          | —          | —             |
| 62211             | General medical & surgical hospitals . . . . .                       | (E)   | (D)               | (D)           | 1                              | —   | —         | —         | —         | —        | —          | 1          | —          | —             |
| 6222              | Psychiatric & substance abuse hospitals . . . . .                    | (C)   | (D)               | (D)           | 1                              | —   | —         | —         | —         | —        | 1          | —          | —          | —             |
| 62221             | Psychiatric & substance abuse hospitals . . . . .                    | (C)   | (D)               | (D)           | 1                              | —   | —         | —         | —         | —        | 1          | —          | —          | —             |
| 623               | Nursing & residential care facilities . . . . .                      | 337   | 1 386             | 5 686         | 15                             | 7   | 1         | 3         | 1         | 3        | —          | —          | —          | —             |
| 6231              | Nursing care facilities . . . . .                                    | 263   | 1 108             | 4 550         | 5                              | 1   | —         | 1         | —         | 3        | —          | —          | —          | —             |
| 62311             | Nursing care facilities . . . . .                                    | 263   | 1 108             | 4 550         | 5                              | 1   | —         | 1         | —         | 3        | —          | —          | —          | —             |
| 623110            | Nursing care facilities . . . . .                                    | 263   | 1 108             | 4 550         | 5                              | 1   | —         | 1         | —         | 3        | —          | —          | —          | —             |
| <b>71</b>         | <b>Arts, entertainment &amp; recreation</b> . . . . .                | <b>(B)</b>                                      | <b>(D)</b>        | <b>(D)</b>    | <b>10</b>                      | <b>7</b>  | <b>2</b>  | <b>1</b>  | —         | —        | —          | —          | —          | —             |
| <b>72</b>         | <b>Accommodation &amp; food services</b> . . . . .                   | <b>565</b>                                      | <b>1 039</b>      | <b>4 720</b>  | <b>52</b>                      | <b>22</b>   | <b>11</b> | <b>6</b>  | <b>13</b> | —        | —          | —          | —          | —             |
| 722               | Food services & drinking places . . . . .                            | 523   | 957               | 4 354         | 44                             | 17  | 10        | 4         | 13        | —        | —          | —          | —          | —             |
| 7221              | Full-service restaurants . . . . .                                   | 246   | 423               | 1 888         | 21                             | 6   | 7         | 2         | 6         | —        | —          | —          | —          | —             |
| 72211             | Full-service restaurants . . . . .                                   | 246   | 423               | 1 888         | 21                             | 6   | 7         | 2         | 6         | —        | —          | —          | —          | —             |
| 722110            | Full-service restaurants . . . . .                                   | 246   | 423               | 1 888         | 21                             | 6   | 7         | 2         | 6         | —        | —          | —          | —          | —             |
| 7222              | Limited-service eating places . . . . .                              | 259   | 498               | 2 321         | 17                             | 6   | 2         | 2         | 7         | —        | —          | —          | —          | —             |
| 72221             | Limited-service eating places . . . . .                              | 259   | 498               | 2 321         | 17                             | 6   | 2         | 2         | 7         | —        | —          | —          | —          | —             |
| 722211            | Limited-service restaurants . . . . .                                | 229   | 468               | 2 219         | 14                             | 5   | 1         | 2         | 6         | —        | —          | —          | —          | —             |
| <b>81</b>         | <b>Other services (except public administration)</b> . . . . .       | <b>236</b>                                      | <b>853</b>        | <b>3 550</b>  | <b>70</b>                      | <b>52</b>   | <b>15</b> | <b>3</b>  | —         | —        | —          | —          | —          | —             |
| <b>99</b>         | <b>Unclassified establishments</b> . . . . .                         | <b>19</b>                                       | <b>51</b>         | <b>251</b>    | <b>30</b>                      | <b>30</b>   | —         | —         | —         | —        | —          | —          | —          | —             |
| <b>HICKORY</b>    |  |   |                   |               |                                |   |           |           |           |          |            |            |            |               |
|                   | <b>Total</b> . . . . .   | <b>757</b>                                      | <b>2 624</b>      | <b>11 735</b> | <b>167</b>                     | <b>114</b>  | <b>33</b> | <b>16</b> | <b>3</b>  | <b>1</b> | —          | —          | —          | —             |
| <b>21</b>         | <b>Mining</b> . . . . .  | <b>(A)</b>                                      | <b>(D)</b>        | <b>(D)</b>    | <b>3</b>                       | <b>3</b>  | —         | —         | —         | —        | —          | —          | —          | —             |
| <b>22</b>         | <b>Utilities</b> . . . . .   | <b>(A)</b>                                      | <b>(D)</b>        | <b>(D)</b>    | <b>2</b>                       | <b>1</b>  | —         | <b>1</b>  | —         | —        | —          | —          | —          | —             |
| <b>23</b>         | <b>Construction</b> . . . . .  | <b>87</b>                                       | <b>334</b>        | <b>1 655</b>  | <b>25</b>                      | <b>18</b>   | <b>6</b>  | <b>1</b>  | —         | —        | —          | —          | —          | —             |
| <b>31-33</b>      | <b>Manufacturing</b> . . . . .                                       | <b>38</b>                                       | <b>167</b>        | <b>629</b>    | <b>6</b>                       | <b>4</b>  | —         | <b>1</b>  | <b>1</b>  | —        | —          | —          | —          | —             |
| <b>42</b>         | <b>Wholesale trade</b> . . . . .                                     | <b>19</b>                                       | <b>59</b>         | <b>251</b>    | <b>3</b>                       | <b>1</b>  | <b>2</b>  | —         | —         | —        | —          | —          | —          | —             |
| <b>44-45</b>      | <b>Retail trade</b> . . . . .  | <b>208</b>                                      | <b>643</b>        | <b>3 104</b>  | <b>35</b>                      | <b>18</b>   | <b>9</b>  | <b>7</b>  | <b>1</b>  | —        | —          | —          | —          | —             |
| <b>48-49</b>      | <b>Transportation &amp; warehousing</b> . . . . .                    | <b>13</b>                                       | <b>55</b>         | <b>259</b>    | <b>8</b>                       | <b>8</b>  | —         | —         | —         | —        | —          | —          | —          | —             |
| <b>51</b>         | <b>Information</b> . . . . .   | <b>(A)</b>                                      | <b>(D)</b>        | <b>(D)</b>    | <b>1</b>                       | <b>1</b>  | —         | —         | —         | —        | —          | —          | —          | —             |
| <b>52</b>         | <b>Finance &amp; insurance</b> . . . . .                             | <b>(B)</b>                                      | <b>(D)</b>        | <b>(D)</b>    | <b>10</b>                      | <b>7</b>  | <b>2</b>  | <b>1</b>  | —         | —        | —          | —          | —          | —             |
| <b>53</b>         | <b>Real estate &amp; rental &amp; leasing</b> . . . . .              | <b>7</b>  | <b>17</b>         | <b>70</b>     | <b>4</b>                       | <b>4</b>  | —         | —         | —         | —        | —          | —          | —          | —             |
| <b>54</b>         | <b>Professional, scientific &amp; technical services</b> . . . . .   | <b>(A)</b>                                      | <b>(D)</b>        | <b>(D)</b>    | <b>6</b>                       | <b>4</b>  | <b>2</b>  | —         | —         | —        | —          | —          | —          | —             |
| <b>56</b>         | <b>Admin, support, waste mgt, remediation services</b> . . . . .     | <b>(A)</b>                                      | <b>(D)</b>        | <b>(D)</b>    | <b>3</b>                       | <b>3</b>  | —         | —         | —         | —        | —          | —          | —          | —             |
| <b>62</b>         | <b>Health care and social assistance</b> . . . . .                   | <b>136</b>                                      | <b>563</b>        | <b>2 375</b>  | <b>11</b>                      | <b>5</b>  | <b>4</b>  | <b>1</b>  | —         | <b>1</b> | —          | —          | —          | —             |
| <b>71</b>         | <b>Arts, entertainment &amp; recreation</b> . . . . .                | <b>(B)</b>                                      | <b>(D)</b>        | <b>(D)</b>    | <b>5</b>                       | <b>3</b>  | —         | <b>2</b>  | —         | —        | —          | —          | —          | —             |
| <b>72</b>         | <b>Accommodation &amp; food services</b> . . . . .                   | <b>88</b>                                       | <b>93</b>         | <b>506</b>    | <b>19</b>                      | <b>12</b>   | <b>4</b>  | <b>2</b>  | <b>1</b>  | —        | —          | —          | —          | —             |
| <b>81</b>         | <b>Other services (except public administration)</b> . . . . .       | <b>30</b>                                       | <b>78</b>         | <b>310</b>    | <b>12</b>                      | <b>8</b>  | <b>4</b>  | —         | —         | —        | —          | —          | —          | —             |
| <b>99</b>         | <b>Unclassified establishments</b> . . . . .                         | <b>(A)</b>                                      | <b>(D)</b>        | <b>(D)</b>    | <b>14</b>                      | <b>14</b>   | —         | —         | —         | —        | —          | —          | —          | —             |
| <b>HOLT</b>       |  |   |                   |               |                                |   |           |           |           |          |            |            |            |               |
|                   | <b>Total</b> . . . . .   | <b>822</b>                                      | <b>3 853</b>      | <b>17 731</b> | <b>136</b>                     | <b>83</b>   | <b>29</b> | <b>16</b> | <b>5</b>  | <b>3</b> | —          | —          | —          | —             |
| <b>11</b>         | <b>Forestry, fishing, hunting, and agriculture support</b> . . . . . | <b>(A)</b>                                      | <b>(D)</b>        | <b>(D)</b>    | <b>3</b>                       | <b>2</b>  | —         | <b>1</b>  | —         | —        | —          | —          | —          | —             |
| <b>21</b>         | <b>Mining</b> . . . . .  | <b>(A)</b>                                      | <b>(D)</b>        | <b>(D)</b>    | <b>2</b>                       | <b>1</b>  | <b>1</b>  | —         | —         | —        | —          | —          | —          | —             |
| <b>22</b>         | <b>Utilities</b> . . . . .   | <b>(A)</b>                                      | <b>(D)</b>        | <b>(D)</b>    | <b>1</b>                       | —   | <b>1</b>  | —         | —         | —        | —          | —          | —          | —             |
| <b>23</b>         | <b>Construction</b> . . . . .  | <b>30</b>                                       | <b>75</b>         | <b>345</b>    | <b>14</b>                      | <b>13</b>   | —         | <b>1</b>  | —         | —        | —          | —          | —          | —             |
| <b>31-33</b>      | <b>Manufacturing</b> . . . . .                                       | <b>111</b>                                      | <b>730</b>        | <b>3 902</b>  | <b>5</b>                       | <b>2</b>  | —         | <b>1</b>  | <b>1</b>  | <b>1</b> | —          | —          | —          | —             |
| <b>42</b>         | <b>Wholesale trade</b> . . . . .                                     | <b>59</b>                                       | <b>374</b>        | <b>1 692</b>  | <b>6</b>                       | —   | <b>4</b>  | <b>1</b>  | <b>1</b>  | —        | —          | —          | —          | —             |
| <b>44-45</b>      | <b>Retail trade</b> . . . . .  | <b>191</b>                                      | <b>730</b>        | <b>3 106</b>  | <b>27</b>                      | <b>10</b>   | <b>9</b>  | <b>6</b>  | <b>2</b>  | —        | —          | —          | —          | —             |
| <b>48-49</b>      | <b>Transportation &amp; warehousing</b> . . . . .                    | <b>(A)</b>                                      | <b>(D)</b>        | <b>(D)</b>    | <b>3</b>                       | <b>2</b>  | <b>1</b>  | —         | —         | —        | —          | —          | —          | —             |
| <b>51</b>         | <b>Information</b> . . . . .   | <b>30</b>                                       | <b>254</b>        | <b>1 276</b>  | <b>6</b>                       | <b>4</b>  | <b>1</b>  | <b>1</b>  | —         | —        | —          | —          | —          | —             |
| <b>52</b>         | <b>Finance &amp; insurance</b> . . . . .                             | <b>47</b>                                       | <b>228</b>        | <b>1 257</b>  | <b>13</b>                      | <b>9</b>  | <b>4</b>  | —         | —         | —        | —          | —          | —          | —             |
| <b>53</b>         | <b>Real estate &amp; rental &amp; leasing</b> . . . . .              | <b>(A)</b>                                      | <b>(D)</b>        | <b>(D)</b>    | <b>4</b>                       | <b>4</b>  | —         | —         | —         | —        | —          | —          | —          | —             |
| <b>54</b>         | <b>Professional, scientific &amp; technical services</b> . . . . .   | <b>(A)</b>                                      | <b>(D)</b>        | <b>(D)</b>    | <b>1</b>                       | <b>1</b>  | —         | —         | —         | —        | —          | —          | —          | —             |
| <b>55</b>         | <b>Management of companies &amp; enterprises</b> . . . . .           | <b>(A)</b>                                      | <b>(D)</b>        | <b>(D)</b>    | <b>1</b>                       | —   | —         | —         | —         | —        | —          | —          | —          | —             |

See footnotes at end of table.

**Table 6. Counties—Employees, Payroll, and Establishments by Industry: 2003—Con.**

[Excludes most government employees, railroad employees, and self-employed persons. Size class 1 to 4 includes establishments with payroll, but no employees, during mid-March pay period. (D) denotes figures withheld to avoid disclosing data for individual companies; the data are included in broader industry totals. Detailed industries with 100 or more employees are shown if industry was not a (D). For explanation of terms, abbreviations, and data reliability/comparability, see introductory text]

| NAICS code       | Industry   | Number of employees for week including March 12 | Payroll (\$1,000) |         | Total number of establishments | Number of establishments by employment-size class |        |          |          |          |            |            |            |               |
|------------------|--|---|-------------------|---------|--------------------------------|---|--------|----------|----------|----------|------------|------------|------------|---------------|
|                  |  |   | First quarter     | Annual  |                                | 1 to 4  | 5 to 9 | 10 to 19 | 20 to 49 | 50 to 99 | 100 to 249 | 250 to 499 | 500 to 999 | 1,000 or more |
| <b>HOLT—Con.</b> |  |   |                   |         |                                |   |        |          |          |          |            |            |            |               |
| 56               | Admin, support, waste mgt, remediation services.....     | (A)   | (D)               | (D)     | 4                              | 3   | 1      | —        | —        | —        | —          | —          | —          | —             |
| 62               | Health care and social assistance.....                   | 147   | 722               | 2 814   | 8                              | 2   | 3      | —        | 1        | 2        | —          | —          | —          | —             |
| 623              | Nursing & residential care facilities.....               | (C)   | (D)               | (D)     | 2                              | —   | —      | —        | —        | 2        | —          | —          | —          | —             |
| 6231             | Nursing care facilities.....                             | (C)   | (D)               | (D)     | 2                              | —   | —      | —        | —        | 2        | —          | —          | —          | —             |
| 62311            | Nursing care facilities.....                             | (C)   | (D)               | (D)     | 2                              | —   | —      | —        | —        | 2        | —          | —          | —          | —             |
| 71               | Arts, entertainment & recreation.....                    | (A)   | (D)               | (D)     | 2                              | 2   | —      | —        | —        | —        | —          | —          | —          | —             |
| 72               | Accommodation & food services.....                       | 96  | 144               | 637     | 14                             | 6   | 4      | 4        | —        | —        | —          | —          | —          | —             |
| 81               | Other services (except public administration).....       | 30  | 104               | 424     | 17                             | 17  | —      | —        | —        | —        | —          | —          | —          | —             |
| 99               | Unclassified establishments.....                         | 2   | 2                 | 17      | 5                              | 5   | —      | —        | —        | —        | —          | —          | —          | —             |
| <b>HOWARD</b>    |  |   |                   |         |                                |   |        |          |          |          |            |            |            |               |
|                  | Total.....   | 1 704   | 7 146             | 34 189  | 202                            | 121   | 40     | 19       | 16       | 5        | 1          | —          | —          | —             |
| 11               | Forestry, fishing, hunting, and agriculture support..... | (A)   | (D)               | (D)     | 1                              | 1   | —      | —        | —        | —        | —          | —          | —          | —             |
| 21               | Mining.....  | (A)   | (D)               | (D)     | 1                              | —   | —      | 1        | —        | —        | —          | —          | —          | —             |
| 22               | Utilities.....   | (A)   | (D)               | (D)     | 4                              | 3   | 1      | —        | —        | —        | —          | —          | —          | —             |
| 23               | Construction.....  | 76  | 263               | 1 211   | 19                             | 13  | 4      | 1        | 1        | —        | —          | —          | —          | —             |
| 31-33            | Manufacturing.....                                       | 253   | 1 388             | 7 934   | 11                             | 5   | 2      | —        | 1        | 3        | —          | —          | —          | —             |
| 332              | Fabricated metal product mfg.....                        | (C)   | (D)               | (D)     | 2                              | —   | —      | —        | —        | 2        | —          | —          | —          | —             |
| 42               | Wholesale trade.....                                     | 54  | 404               | 1 870   | 5                              | 1   | 2      | 1        | 1        | —        | —          | —          | —          | —             |
| 44-45            | Retail trade.....  | 316   | 1 144             | 4 890   | 46                             | 24  | 13     | 7        | 2        | —        | —          | —          | —          | —             |
| 445              | Food & beverage stores.....                              | 106   | 209               | 850     | 6                              | 1   | 2      | 1        | 2        | —        | —          | —          | —          | —             |
| 48-49            | Transportation & warehousing.....                        | 33  | 157               | 725     | 12                             | 10  | 2      | —        | —        | —        | —          | —          | —          | —             |
| 51               | Information.....   | 14  | 75                | 339     | 3                              | 2   | 1      | —        | —        | —        | —          | —          | —          | —             |
| 52               | Finance & insurance.....                                 | 86  | 465               | 2 032   | 10                             | 4   | 2      | 3        | 1        | —        | —          | —          | —          | —             |
| 53               | Real estate & rental & leasing.....                      | (A)   | (D)               | (D)     | 3                              | 3   | —      | —        | —        | —        | —          | —          | —          | —             |
| 54               | Professional, scientific & technical services.....       | 51  | 226               | 796     | 11                             | 8   | 2      | —        | 1        | —        | —          | —          | —          | —             |
| 56               | Admin, support, waste mgt, remediation services.....     | (A)   | (D)               | (D)     | 2                              | 2   | —      | —        | —        | —        | —          | —          | —          | —             |
| 61               | Educational services.....                                | (C)   | (D)               | (D)     | 1                              | —   | —      | —        | —        | —        | 1          | —          | —          | —             |
| 611              | Educational services.....                                | (C)   | (D)               | (D)     | 1                              | —   | —      | —        | —        | —        | 1          | —          | —          | —             |
| 6113             | Colleges, universities & professional schools.....       | (C)   | (D)               | (D)     | 1                              | —   | —      | —        | —        | —        | 1          | —          | —          | —             |
| 61131            | Colleges, universities & professional schools.....       | (C)   | (D)               | (D)     | 1                              | —   | —      | —        | —        | —        | 1          | —          | —          | —             |
| 62               | Health care and social assistance.....                   | 343   | 1 312             | 5 407   | 28                             | 14  | 3      | 4        | 5        | 2        | —          | —          | —          | —             |
| 623              | Nursing & residential care facilities.....               | 208   | 817               | 3 313   | 8                              | 1   | 1      | 2        | 2        | 2        | —          | —          | —          | —             |
| 71               | Arts, entertainment & recreation.....                    | (A)   | (D)               | (D)     | 3                              | 3   | —      | —        | —        | —        | —          | —          | —          | —             |
| 72               | Accommodation & food services.....                       | 138   | 181               | 842     | 16                             | 7   | 4      | 2        | 3        | —        | —          | —          | —          | —             |
| 722              | Food services & drinking places.....                     | 136   | 178               | 820     | 12                             | 3   | 4      | 2        | 3        | —        | —          | —          | —          | —             |
| 81               | Other services (except public administration).....       | 66  | 172               | 690     | 20                             | 16  | 3      | —        | 1        | —        | —          | —          | —          | —             |
| 99               | Unclassified establishments.....                         | 10  | 14                | 66      | 6                              | 5   | 1      | —        | —        | —        | —          | —          | —          | —             |
| <b>HOWELL</b>    |  |   |                   |         |                                |   |        |          |          |          |            |            |            |               |
|                  | Total.....   | 13 353  | 68 576            | 279 803 | 1 092                          | 631   | 219    | 121      | 81       | 20       | 13         | 5          | 1          | 1             |
| 11               | Forestry, fishing, hunting, and agriculture support..... | (B)   | (D)               | (D)     | 5                              | 3   | —      | 1        | 1        | —        | —          | —          | —          | —             |
| 21               | Mining.....  | (B)   | (D)               | (D)     | 5                              | 3   | 1      | —        | 1        | —        | —          | —          | —          | —             |
| 22               | Utilities.....   | (B)   | (D)               | (D)     | 2                              | —   | —      | 1        | —        | 1        | —          | —          | —          | —             |
| 23               | Construction.....  | 357   | 1 686             | 9 906   | 91                             | 67  | 15     | 8        | 1        | —        | —          | —          | —          | —             |
| 238              | Specialty Trade Contractors.....                         | 188   | 732               | 3 768   | 59                             | 43  | 13     | 3        | —        | —        | —          | —          | —          | —             |

See footnotes at end of table.

**Table 6. Counties—Employees, Payroll, and Establishments by Industry: 2003—Con.**

[Excludes most government employees, railroad employees, and self-employed persons. Size class 1 to 4 includes establishments with payroll, but no employees, during mid-March pay period. (D) denotes figures withheld to avoid disclosing data for individual companies; the data are included in broader industry totals. Detailed industries with 100 or more employees are shown if industry was not a (D). For explanation of terms, abbreviations, and data reliability/comparability, see introductory text]

| NAICS code         | Industry   | Number of employees for week including March 12 | Payroll (\$1,000) |               | Total number of establishments | Number of establishments by employment-size class |           |           |           |          |            |            |            |               |
|--------------------|--|---|-------------------|---------------|--------------------------------|---|-----------|-----------|-----------|----------|------------|------------|------------|---------------|
|                    |  |   | First quarter     | Annual        |                                | 1 to 4  | 5 to 9    | 10 to 19  | 20 to 49  | 50 to 99 | 100 to 249 | 250 to 499 | 500 to 999 | 1,000 or more |
| <b>HOWELL—Con.</b> |  |   |                   |               |                                |   |           |           |           |          |            |            |            |               |
| <b>31-33</b>       | <b>Manufacturing</b>                             | <b>3 771</b>                                    | <b>21 309</b>     | <b>88 039</b> | <b>84</b>                      | <b>34</b>   | <b>13</b> | <b>12</b> | <b>9</b>  | <b>6</b> | <b>5</b>   | <b>4</b>   | <b>1</b>   | —             |
| 314                | Textile product mills                            | (C)   | (D)               | (D)           | 2                              | —   | —         | —         | —         | —        | 2          | —          | —          | —             |
| 3141               | Textile furnishings mills                        | (C)   | (D)               | (D)           | 2                              | —   | —         | —         | —         | —        | 2          | —          | —          | —             |
| 31412              | Curtain & linen mills                            | (C)   | (D)               | (D)           | 2                              | —   | —         | —         | —         | —        | 2          | —          | —          | —             |
| 321                | Wood product mfg                                 | 993   | 5 901             | 25 556        | 22                             | 6   | 3         | 2         | 5         | 4        | 1          | 1          | —          | —             |
| 3211               | Sawmills & wood preservation                     | (C)   | (D)               | (D)           | 7                              | 2   | 2         | 1         | 1         | 1        | —          | —          | —          | —             |
| 32111              | Sawmills & wood preservation                     | (C)   | (D)               | (D)           | 7                              | 2   | 2         | 1         | 1         | 1        | —          | —          | —          | —             |
| 3219               | Other wood product mfg                           | 879   | 5 226             | 22 520        | 14                             | 4   | —         | 1         | 4         | 3        | 1          | 1          | —          | —             |
| 32191              | Millwork   | 633   | 3 996             | 18 068        | 6                              | 2   | —         | —         | —         | 2        | 1          | 1          | —          | —             |
| 32199              | All other wood product mfg                       | (C)   | (D)               | (D)           | 3                              | —   | —         | —         | 2         | 1        | —          | —          | —          | —             |
| 326                | Plastics & rubber products mfg                   | (C)   | (D)               | (D)           | 3                              | —   | 1         | 1         | —         | —        | 1          | —          | —          | —             |
| 3262               | Rubber product mfg                               | (C)   | (D)               | (D)           | 1                              | —   | —         | —         | —         | —        | 1          | —          | —          | —             |
| 32622              | Rubber & plastics hoses & belting mfg            | (C)   | (D)               | (D)           | 1                              | —   | —         | —         | —         | —        | 1          | —          | —          | —             |
| 333                | Machinery mfg                                    | 909   | 5 738             | 22 601        | 9                              | 1   | 3         | 2         | 1         | —        | —          | 2          | —          | —             |
| 3333               | Commercial & service industry machinery mfg      | (E)   | (D)               | (D)           | 2                              | —   | —         | —         | 1         | —        | —          | 1          | —          | —             |
| 33331              | Commercial & service industry machinery mfg      | (E)   | (D)               | (D)           | 2                              | —   | —         | —         | 1         | —        | —          | 1          | —          | —             |
| 3339               | Other general purpose machinery mfg              | (E)   | (D)               | (D)           | 1                              | —   | —         | —         | —         | —        | —          | 1          | —          | —             |
| 33392              | Material handling equipment mfg                  | (E)   | (D)               | (D)           | 1                              | —   | —         | —         | —         | —        | —          | 1          | —          | —             |
| 334                | Computer & electronic product mfg                | (E)   | (D)               | (D)           | 1                              | —   | —         | —         | —         | —        | —          | 1          | —          | —             |
| 3345               | Nav, measuring, medical, control instruments mfg | (E)   | (D)               | (D)           | 1                              | —   | —         | —         | —         | —        | —          | 1          | —          | —             |
| 33451              | Nav, measuring, medical, control instruments mfg | (E)   | (D)               | (D)           | 1                              | —   | —         | —         | —         | —        | —          | 1          | —          | —             |
| 335                | Electrical equip, appliance & component mfg      | (F)   | (D)               | (D)           | 1                              | —   | —         | —         | —         | —        | —          | —          | 1          | —             |
| 3353               | Electrical equipment mfg                         | (F)   | (D)               | (D)           | 1                              | —   | —         | —         | —         | —        | —          | —          | 1          | —             |
| 33531              | Electrical equipment mfg                         | (F)   | (D)               | (D)           | 1                              | —   | —         | —         | —         | —        | —          | —          | 1          | —             |
| 336                | Transportation equipment mfg                     | (C)   | (D)               | (D)           | 3                              | 1   | —         | 1         | —         | —        | 1          | —          | —          | —             |
| 3363               | Motor vehicle parts mfg                          | (C)   | (D)               | (D)           | 2                              | 1   | —         | —         | —         | —        | 1          | —          | —          | —             |
| 33631              | Motor vehicle gas engine & engine parts mfg      | (C)   | (D)               | (D)           | 1                              | —   | —         | —         | —         | —        | 1          | —          | —          | —             |
| <b>42</b>          | <b>Wholesale trade</b>                           | <b>401</b>                                      | <b>3 263</b>      | <b>11 921</b> | <b>46</b>                      | <b>18</b>   | <b>14</b> | <b>9</b>  | <b>5</b>  | —        | —          | —          | —          | —             |
| 423                | Merchant Wholesalers, Durable Goods              | (C)   | (D)               | (D)           | 26                             | 12  | 8         | 6         | —         | —        | —          | —          | —          | —             |
| 424                | Merchant Wholesalers, Nondurable Goods           | 205   | 1 467             | 5 914         | 17                             | 4   | 6         | 3         | 4         | —        | —          | —          | —          | —             |
| 4244               | Grocery and Related Product Wholesalers          | 110   | 935               | 3 768         | 6                              | 1   | 1         | 2         | 2         | —        | —          | —          | —          | —             |
| <b>44-45</b>       | <b>Retail trade</b>                              | <b>2 282</b>                                    | <b>9 382</b>      | <b>38 633</b> | <b>250</b>                     | <b>120</b>  | <b>75</b> | <b>32</b> | <b>19</b> | <b>3</b> | —          | <b>1</b>   | —          | —             |
| 441                | Motor vehicle & parts dealers                    | 334   | 1 626             | 7 281         | 45                             | 22  | 12        | 5         | 6         | —        | —          | —          | —          | —             |
| 4411               | Automobile dealers                               | 155   | 857               | 3 911         | 15                             | 5   | 4         | 2         | 4         | —        | —          | —          | —          | —             |
| 44111              | New car dealers                                  | 114   | 663               | 3 006         | 6                              | 1   | —         | 1         | 4         | —        | —          | —          | —          | —             |
| 441110             | New car dealers                                  | 114   | 663               | 3 006         | 6                              | 1   | —         | 1         | 4         | —        | —          | —          | —          | —             |
| 4413               | Automotive parts, accessories & tire stores      | 138   | 613               | 2 578         | 19                             | 9   | 5         | 3         | 2         | —        | —          | —          | —          | —             |
| 443                | Electronics & appliance stores                   | 120   | 417               | 1 735         | 13                             | 6   | 5         | 1         | —         | 1        | —          | —          | —          | —             |
| 4431               | Electronics & appliance stores                   | 120   | 417               | 1 735         | 13                             | 6   | 5         | 1         | —         | 1        | —          | —          | —          | —             |
| 44311              | Appliance, TV & all other electronics stores     | 110   | 387               | 1 564         | 10                             | 4   | 4         | 1         | —         | 1        | —          | —          | —          | —             |
| 444                | Bldg material & garden equip & supp dealers      | 211   | 1 114             | 4 218         | 31                             | 12  | 11        | 6         | 2         | —        | —          | —          | —          | —             |
| 4441               | Building material & supplies dealers             | 168   | 928               | 3 445         | 26                             | 11  | 9         | 4         | 2         | —        | —          | —          | —          | —             |
| 44419              | Other building material dealers                  | 152   | 867               | 3 205         | 20                             | 6   | 8         | 4         | 2         | —        | —          | —          | —          | —             |
| 444190             | Other building material dealers                  | 152   | 867               | 3 205         | 20                             | 6   | 8         | 4         | 2         | —        | —          | —          | —          | —             |
| 445                | Food & beverage stores                           | 313   | 811               | 3 208         | 24                             | 13  | 4         | —         | 6         | 1        | —          | —          | —          | —             |
| 4451               | Grocery stores                                   | 284   | 725               | 2 842         | 14                             | 5   | 2         | —         | 6         | 1        | —          | —          | —          | —             |
| 44511              | Grocery (except convenience) stores              | 280   | 717               | 2 796         | 11                             | 2   | 2         | —         | 6         | 1        | —          | —          | —          | —             |
| 445110             | Grocery (except convenience) stores              | 280   | 717               | 2 796         | 11                             | 2   | 2         | —         | 6         | 1        | —          | —          | —          | —             |
| 446                | Health & personal care stores                    | 112   | 754               | 3 309         | 15                             | 7   | 3         | 4         | 1         | —        | —          | —          | —          | —             |
| 4461               | Health & personal care stores                    | 112   | 754               | 3 309         | 15                             | 7   | 3         | 4         | 1         | —        | —          | —          | —          | —             |
| 447                | Gasoline stations                                | 276   | 705               | 3 075         | 34                             | 12  | 14        | 6         | 2         | —        | —          | —          | —          | —             |
| 4471               | Gasoline stations                                | 276   | 705               | 3 075         | 34                             | 12  | 14        | 6         | 2         | —        | —          | —          | —          | —             |
| 44711              | Gasoline stations with convenience stores        | 238   | 591               | 2 518         | 27                             | 9   | 11        | 5         | 2         | —        | —          | —          | —          | —             |
| 447110             | Gasoline stations with convenience stores        | 238   | 591               | 2 518         | 27                             | 9   | 11        | 5         | 2         | —        | —          | —          | —          | —             |
| 448                | Clothing & clothing accessories stores           | 134   | 382               | 1 501         | 17                             | 8   | 6         | 1         | 2         | —        | —          | —          | —          | —             |
| 4481               | Clothing stores                                  | 118   | 348               | 1 353         | 13                             | 5   | 5         | 1         | 2         | —        | —          | —          | —          | —             |
| 452                | General merchandise stores                       | 526   | 2 456             | 9 347         | 10                             | 1   | 5         | 2         | —         | 1        | —          | 1          | —          | —             |
| 4529               | Other general merchandise stores                 | (E)   | (D)               | (D)           | 9                              | 1   | 5         | 2         | —         | —        | —          | 1          | —          | —             |
| 45291              | Warehouse clubs & superstores                    | (E)   | (D)               | (D)           | 1                              | —   | —         | —         | —         | —        | —          | 1          | —          | —             |
| <b>48-49</b>       | <b>Transportation &amp; warehousing</b>          | <b>274</b>                                      | <b>1 668</b>      | <b>7 241</b>  | <b>55</b>                      | <b>41</b>   | <b>8</b>  | <b>3</b>  | <b>2</b>  | <b>1</b> | —          | —          | —          | —             |
| 484                | Truck transportation                             | (C)   | (D)               | (D)           | 48                             | 39  | 5         | 3         | 1         | —        | —          | —          | —          | —             |
| 4841               | General freight trucking                         | 141   | 808               | 3 597         | 32                             | 24  | 4         | 3         | 1         | —        | —          | —          | —          | —             |
| 48412              | General freight trucking, long-distance          | 118   | 684               | 2 969         | 27                             | 21  | 3         | 2         | 1         | —        | —          | —          | —          | —             |
| 484121             | General freight trucking, long-distance, TL      | 108   | 602               | 2 635         | 24                             | 18  | 3         | 2         | 1         | —        | —          | —          | —          | —             |
| <b>51</b>          | <b>Information</b>                               | <b>155</b>                                      | <b>686</b>        | <b>2 828</b>  | <b>20</b>                      | <b>10</b>   | <b>6</b>  | <b>1</b>  | <b>3</b>  | —        | —          | —          | —          | —             |
| <b>52</b>          | <b>Finance &amp; insurance</b>                   | <b>318</b>                                      | <b>2 438</b>      | <b>9 307</b>  | <b>62</b>                      | <b>44</b>   | <b>7</b>  | <b>8</b>  | <b>3</b>  | —        | —          | —          | —          | —             |
| 522                | Credit intermediation & related activities       | 240   | 1 772             | 6 796         | 29                             | 14  | 5         | 7         | 3         | —        | —          | —          | —          | —             |
| 5221               | Depository credit intermediation                 | (C)   | (D)               | (D)           | 17                             | 3   | 4         | 7         | 3         | —        | —          | —          | —          | —             |
| 52211              | Commercial banking                               | 197   | 1 478             | 5 678         | 16                             | 3   | 4         | 6         | 3         | —        | —          | —          | —          | —             |
| 522110             | Commercial banking                               | 197   | 1 478             | 5 678         | 16                             | 3   | 4         | 6         | 3         | —        | —          | —          | —          | —             |
| <b>53</b>          | <b>Real estate &amp; rental &amp; leasing</b>    | <b>139</b>                                      | <b>658</b>        | <b>2 809</b>  | <b>42</b>                      | <b>36</b>   | <b>5</b>  | —         | <b>1</b>  | —        | —          | —          | —          | —             |

See footnotes at end of table.

**Table 6. Counties—Employees, Payroll, and Establishments by Industry: 2003—Con.**

[Excludes most government employees, railroad employees, and self-employed persons. Size class 1 to 4 includes establishments with payroll, but no employees, during mid-March pay period. (D) denotes figures withheld to avoid disclosing data for individual companies; the data are included in broader industry totals. Detailed industries with 100 or more employees are shown if industry was not a (D). For explanation of terms, abbreviations, and data reliability/comparability, see introductory text]

| NAICS code         | Industry   | Number of employees for week including March 12 | Payroll (\$1,000) |               | Total number of establishments | Number of establishments by employment-size class |           |           |           |          |            |            |            |               |  |
|--------------------|--|---|-------------------|---------------|--------------------------------|---|-----------|-----------|-----------|----------|------------|------------|------------|---------------|--|
|                    |  |   | First quarter     | Annual        |                                | 1 to 4  | 5 to 9    | 10 to 19  | 20 to 49  | 50 to 99 | 100 to 249 | 250 to 499 | 500 to 999 | 1,000 or more |  |
| <b>HOWELL—Con.</b> |  |   |                   |               |                                |   |           |           |           |          |            |            |            |               |  |
| <b>54</b>          | <b>Professional, scientific &amp; technical services</b>   | <b>247</b>                                      | <b>1 490</b>      | <b>5 655</b>  | <b>58</b>                      | <b>39</b>   | <b>11</b> | <b>8</b>  | —         | —        | —          | —          | —          | —             |  |
| 541                | Professional, scientific & technical services              | 247   | 1 490             | 5 655         | 58                             | 39  | 11        | 8         | —         | —        | —          | —          | —          | —             |  |
| <b>55</b>          | <b>Management of companies &amp; enterprises</b>           | <b>39</b>                                       | <b>428</b>        | <b>1 727</b>  | <b>4</b>                       | <b>2</b>  | <b>1</b>  | —         | <b>1</b>  | —        | —          | —          | —          | —             |  |
| <b>56</b>          | <b>Admin, support, waste mgt, remediation services</b>     | <b>525</b>                                      | <b>1 765</b>      | <b>7 220</b>  | <b>26</b>                      | <b>16</b>   | <b>5</b>  | <b>2</b>  | —         | <b>1</b> | <b>2</b>   | —          | —          | —             |  |
| 561                | Administrative & support services                          | 501   | 1 648             | 6 747         | 22                             | 14  | 4         | 1         | —         | 1        | 2          | —          | —          | —             |  |
| 5613               | Employment services  | (E)   | (D)               | (D)           | 3                              | —   | —         | 1         | —         | 1        | 1          | —          | —          | —             |  |
| 56132              | Temporary help services                                    | (E)   | (D)               | (D)           | 3                              | —   | —         | 1         | —         | 1        | 1          | —          | —          | —             |  |
| 5619               | Other support services                                     | 145   | 485               | 1 918         | 6                              | 5   | —         | —         | —         | —        | 1          | —          | —          | —             |  |
| 56199              | All other support services                                 | 145   | 485               | 1 918         | 6                              | 5   | —         | —         | —         | —        | 1          | —          | —          | —             |  |
| 561990             | All other support services                                 | 145   | 485               | 1 918         | 6                              | 5   | —         | —         | —         | —        | 1          | —          | —          | —             |  |
| <b>61</b>          | <b>Educational services</b>                                | <b>(A)</b>                                      | <b>(D)</b>        | <b>(D)</b>    | <b>4</b>                       | <b>3</b>  | —         | <b>1</b>  | —         | —        | —          | —          | —          | —             |  |
| <b>62</b>          | <b>Health care and social assistance</b>                   | <b>2 980</b>                                    | <b>18 132</b>     | <b>70 711</b> | <b>115</b>                     | <b>48</b>   | <b>25</b> | <b>19</b> | <b>12</b> | <b>4</b> | <b>6</b>   | —          | —          | <b>1</b>      |  |
| 621                | Ambulatory health care services                            | 735   | 4 409             | 18 412        | 64                             | 33  | 15        | 9         | 5         | —        | 2          | —          | —          | —             |  |
| 6211               | Offices of physicians                                      | 129   | 947               | 4 267         | 26                             | 15  | 8         | 2         | 1         | —        | —          | —          | —          | —             |  |
| 62111              | Offices of physicians                                      | 129   | 947               | 4 267         | 26                             | 15  | 8         | 2         | 1         | —        | —          | —          | —          | —             |  |
| 621111             | Offices of physicians (exc mental health)                  | 129   | 947               | 4 267         | 26                             | 15  | 8         | 2         | 1         | —        | —          | —          | —          | —             |  |
| 6216               | Home health care services                                  | (C)   | (D)               | (D)           | 4                              | 2   | —         | —         | 1         | —        | 1          | —          | —          | —             |  |
| 62161              | Home health care services                                  | (C)   | (D)               | (D)           | 4                              | 2   | —         | —         | 1         | —        | 1          | —          | —          | —             |  |
| 6219               | Other ambulatory health care services                      | (E)   | (D)               | (D)           | 4                              | —   | —         | 2         | 1         | —        | 1          | —          | —          | —             |  |
| 62191              | Ambulance services   | (E)   | (D)               | (D)           | 4                              | —   | —         | 2         | 1         | —        | 1          | —          | —          | —             |  |
| 622                | Hospitals  | (G)   | (D)               | (D)           | 2                              | —   | —         | —         | —         | —        | 1          | —          | —          | 1             |  |
| 6221               | General medical & surgical hospitals                       | (G)   | (D)               | (D)           | 2                              | —   | —         | —         | —         | —        | 1          | —          | —          | 1             |  |
| 62211              | General medical & surgical hospitals                       | (G)   | (D)               | (D)           | 2                              | —   | —         | —         | —         | —        | 1          | —          | —          | 1             |  |
| 623                | Nursing & residential care facilities                      | 688   | 2 407             | 10 031        | 17                             | 2   | 3         | 3         | 4         | 2        | 3          | —          | —          | —             |  |
| 6231               | Nursing care facilities                                    | 536   | 2 047             | 8 490         | 6                              | 1   | —         | —         | —         | 2        | 3          | —          | —          | —             |  |
| 62311              | Nursing care facilities                                    | 536   | 2 047             | 8 490         | 6                              | 1   | —         | —         | —         | 2        | 3          | —          | —          | —             |  |
| 623110             | Nursing care facilities                                    | 536   | 2 047             | 8 490         | 6                              | 1   | —         | —         | —         | 2        | 3          | —          | —          | —             |  |
| 624                | Social assistance  | (E)   | (D)               | (D)           | 32                             | 13  | 7         | 7         | 3         | 2        | —          | —          | —          | —             |  |
| 6241               | Individual & family services                               | (C)   | (D)               | (D)           | 9                              | 3   | 1         | 1         | 3         | 1        | —          | —          | —          | —             |  |
| 62412              | Services for elderly & disabled persons                    | 111   | 291               | 1 129         | 4                              | —   | 1         | —         | 2         | 1        | —          | —          | —          | —             |  |
| 624120             | Services for elderly & disabled persons                    | 111   | 291               | 1 129         | 4                              | —   | 1         | —         | 2         | 1        | —          | —          | —          | —             |  |
| 6244               | Child day care services                                    | 114   | 228               | 1 108         | 16                             | 7   | 4         | 5         | —         | —        | —          | —          | —          | —             |  |
| 62441              | Child day care services                                    | 114   | 228               | 1 108         | 16                             | 7   | 4         | 5         | —         | —        | —          | —          | —          | —             |  |
| 624410             | Child day care services                                    | 114   | 228               | 1 108         | 16                             | 7   | 4         | 5         | —         | —        | —          | —          | —          | —             |  |
| <b>71</b>          | <b>Arts, entertainment &amp; recreation</b>                | <b>72</b>                                       | <b>159</b>        | <b>686</b>    | <b>15</b>                      | <b>9</b>  | <b>3</b>  | <b>3</b>  | —         | —        | —          | —          | —          | —             |  |
| <b>72</b>          | <b>Accommodation &amp; food services</b>                   | <b>1 094</b>                                    | <b>2 085</b>      | <b>9 244</b>  | <b>66</b>                      | <b>25</b>   | <b>8</b>  | <b>10</b> | <b>19</b> | <b>4</b> | —          | —          | —          | —             |  |
| 721                | Accommodation  | 162   | 399               | 1 896         | 11                             | 4   | 2         | 3         | 1         | 1        | —          | —          | —          | —             |  |
| 7211               | Traveler accommodation                                     | (C)   | (D)               | (D)           | 9                              | 3   | 2         | 3         | —         | 1        | —          | —          | —          | —             |  |
| 72111              | Hotels (exc casino hotels) & motels                        | 126   | 274               | 1 168         | 8                              | 3   | 1         | 3         | —         | 1        | —          | —          | —          | —             |  |
| 721110             | Hotels (exc casino hotels) & motels                        | 126   | 274               | 1 168         | 8                              | 3   | 1         | 3         | —         | 1        | —          | —          | —          | —             |  |
| 722                | Food services & drinking places                            | 932   | 1 686             | 7 348         | 55                             | 21  | 6         | 7         | 18        | 3        | —          | —          | —          | —             |  |
| 7221               | Full-service restaurants                                   | 241   | 432               | 1 969         | 23                             | 11  | 5         | 1         | 6         | —        | —          | —          | —          | —             |  |
| 72211              | Full-service restaurants                                   | 241   | 432               | 1 969         | 23                             | 11  | 5         | 1         | 6         | —        | —          | —          | —          | —             |  |
| 722110             | Full-service restaurants                                   | 241   | 432               | 1 969         | 23                             | 11  | 5         | 1         | 6         | —        | —          | —          | —          | —             |  |
| 7222               | Limited-service eating places                              | 677   | 1 217             | 5 238         | 26                             | 4   | 1         | 6         | 12        | 3        | —          | —          | —          | —             |  |
| 72221              | Limited-service eating places                              | 677   | 1 217             | 5 238         | 26                             | 4   | 1         | 6         | 12        | 3        | —          | —          | —          | —             |  |
| <b>81</b>          | <b>Other services (except public administration)</b>       | <b>447</b>                                      | <b>1 785</b>      | <b>6 967</b>  | <b>104</b>                     | <b>75</b>   | <b>22</b> | <b>3</b>  | <b>4</b>  | —        | —          | —          | —          | —             |  |
| 811                | Repair & maintenance                                       | 174   | 962               | 3 436         | 47                             | 36  | 9         | 1         | —         | —        | —          | —          | —          | —             |  |
| 8111               | Automotive repair & maintenance                            | 143   | 839               | 2 956         | 40                             | 31  | 8         | —         | 1         | —        | —          | —          | —          | —             |  |
| 813                | Religious, grantmaking, civic, prof & like organizations   | 191   | 602               | 2 547         | 41                             | 29  | 9         | 1         | 2         | —        | —          | —          | —          | —             |  |
| 8131               | Religious organizations                                    | 155   | 439               | 1 762         | 29                             | 20  | 6         | 1         | 2         | —        | —          | —          | —          | —             |  |
| 81311              | Religious organizations                                    | 155   | 439               | 1 762         | 29                             | 20  | 6         | 1         | 2         | —        | —          | —          | —          | —             |  |
| 813110             | Religious organizations                                    | 155   | 439               | 1 762         | 29                             | 20  | 6         | 1         | 2         | —        | —          | —          | —          | —             |  |
| <b>99</b>          | <b>Unclassified establishments</b>                         | <b>37</b>                                       | <b>97</b>         | <b>330</b>    | <b>38</b>                      | <b>38</b>   | —         | —         | —         | —        | —          | —          | —          | —             |  |
| <b>IRON</b>        |  |   |                   |               |                                |   |           |           |           |          |            |            |            |               |  |
|                    | <b>Total</b>   | <b>2 088</b>                                    | <b>11 039</b>     | <b>46 662</b> | <b>346</b>                     | <b>266</b>  | <b>41</b> | <b>23</b> | <b>7</b>  | <b>5</b> | <b>4</b>   | —          | —          | —             |  |
| <b>11</b>          | <b>Forestry, fishing, hunting, and agriculture support</b> | <b>3</b>  | <b>12</b>         | <b>63</b>     | <b>3</b>                       | <b>3</b>  | —         | —         | —         | —        | —          | —          | —          | —             |  |
| <b>21</b>          | <b>Mining</b>  | <b>(C)</b>                                      | <b>(D)</b>        | <b>(D)</b>    | <b>3</b>                       | —   | <b>1</b>  | —         | <b>1</b>  | —        | <b>1</b>   | —          | —          | —             |  |
| 212                | Mining (except oil & gas)                                  | (C)   | (D)               | (D)           | 3                              | —   | 1         | —         | 1         | —        | 1          | —          | —          | —             |  |
| 2123               | Nonmetallic mineral mining & quarrying                     | (C)   | (D)               | (D)           | 2                              | —   | 1         | —         | —         | —        | 1          | —          | —          | —             |  |
| 21231              | Stone mining & quarrying                                   | (C)   | (D)               | (D)           | 1                              | —   | —         | —         | —         | —        | 1          | —          | —          | —             |  |
| <b>22</b>          | <b>Utilities</b>   | <b>(A)</b>                                      | <b>(D)</b>        | <b>(D)</b>    | <b>1</b>                       | —   | —         | <b>1</b>  | —         | —        | —          | —          | —          | —             |  |
| <b>23</b>          | <b>Construction</b>  | <b>66</b>                                       | <b>121</b>        | <b>751</b>    | <b>23</b>                      | <b>19</b>   | <b>3</b>  | —         | <b>1</b>  | —        | —          | —          | —          | —             |  |
| <b>31-33</b>       | <b>Manufacturing</b>                                       | <b>269</b>                                      | <b>2 204</b>      | <b>9 054</b>  | <b>23</b>                      | <b>15</b>   | <b>6</b>  | <b>1</b>  | —         | —        | <b>1</b>   | —          | —          | —             |  |
| 331                | Primary metal mfg  | (C)   | (D)               | (D)           | 1                              | —   | —         | —         | —         | —        | 1          | —          | —          | —             |  |
| 3314               | Nonferrous (exc alum) production & processing              | (C)   | (D)               | (D)           | 1                              | —   | —         | —         | —         | —        | 1          | —          | —          | —             |  |
| 33141              | Nonferrous (exc aluminum) smelting & refining              | (C)   | (D)               | (D)           | 1                              | —   | —         | —         | —         | —        | 1          | —          | —          | —             |  |

See footnotes at end of table.

**Table 6. Counties—Employees, Payroll, and Establishments by Industry: 2003—Con.**

[Excludes most government employees, railroad employees, and self-employed persons. Size class 1 to 4 includes establishments with payroll, but no employees, during mid-March pay period. (D) denotes figures withheld to avoid disclosing data for individual companies; the data are included in broader industry totals. Detailed industries with 100 or more employees are shown if industry was not a (D). For explanation of terms, abbreviations, and data reliability/comparability, see introductory text]

| NAICS code       | Industry   | Number of employees for week including March 12 | Payroll (\$1,000) |                   | Total number of establishments | Number of establishments by employment-size class |              |              |              |            |            |            |            |               |
|------------------|--|---|-------------------|-------------------|--------------------------------|---|--------------|--------------|--------------|------------|------------|------------|------------|---------------|
|                  |  |   | First quarter     | Annual            |                                | 1 to 4  | 5 to 9       | 10 to 19     | 20 to 49     | 50 to 99   | 100 to 249 | 250 to 499 | 500 to 999 | 1,000 or more |
| <b>IRON—Con.</b> |  |   |                   |                   |                                |   |              |              |              |            |            |            |            |               |
| 42               | Wholesale trade .....  | 24  | 205               | 807               | 6                              | 5   | —            | 1            | —            | —          | —          | —          | —          | —             |
| 44-45            | Retail trade .....   | 323   | 1 014             | 4 324             | 48                             | 23  | 15           | 8            | 2            | —          | —          | —          | —          | —             |
| 445              | Food & beverage stores .....   | 116   | 326               | 1 394             | 7                              | —   | 3            | 2            | 2            | —          | —          | —          | —          | —             |
| 4451             | Grocery stores .....   | (C)   | (D)               | (D)               | 6                              | —   | 2            | 2            | 2            | —          | —          | —          | —          | —             |
| 48-49            | Transportation & warehousing .....                                       | 57  | 191               | 897               | 12                             | 9   | 2            | —            | 1            | —          | —          | —          | —          | —             |
| 51               | Information .....  | (A)   | (D)               | (D)               | 2                              | 1   | —            | 1            | —            | —          | —          | —          | —          | —             |
| 52               | Finance & insurance .....  | 69  | 303               | 1 357             | 13                             | 10  | —            | 3            | —            | —          | —          | —          | —          | —             |
| 53               | Real estate & rental & leasing .....                                     | (B)   | (D)               | (D)               | 10                             | 9   | —            | 1            | —            | —          | —          | —          | —          | —             |
| 54               | Professional, scientific & technical services .....                      | 27  | 168               | 505               | 7                              | 6   | —            | 1            | —            | —          | —          | —          | —          | —             |
| 55               | Management of companies & enterprises .....                              | (C)   | (D)               | (D)               | 2                              | —   | 1            | —            | —            | —          | 1          | —          | —          | —             |
| 551              | Management of companies & enterprises .....                              | (C)   | (D)               | (D)               | 2                              | —   | 1            | —            | —            | —          | 1          | —          | —          | —             |
| 5511             | Management of companies & enterprises .....                              | (C)   | (D)               | (D)               | 2                              | —   | 1            | —            | —            | —          | 1          | —          | —          | —             |
| 55111            | Management of companies & enterprises .....                              | (C)   | (D)               | (D)               | 2                              | —   | 1            | —            | —            | —          | 1          | —          | —          | —             |
| 56               | Admin, support, waste mgt, remediation services .....                    | (B)   | (D)               | (D)               | 9                              | 7   | 2            | —            | —            | —          | —          | —          | —          | —             |
| 61               | Educational services .....   | (A)   | (D)               | (D)               | 1                              | 1   | —            | —            | —            | —          | —          | —          | —          | —             |
| 62               | Health care and social assistance .....                                  | 519   | 1 989             | 8 553             | 41                             | 30  | 2            | 4            | —            | 4          | 1          | —          | —          | —             |
| 623              | Nursing & residential care facilities .....                              | 335   | 1 230             | 5 336             | 13                             | 6   | 1            | 3            | —            | 2          | 1          | —          | —          | —             |
| 6231             | Nursing care facilities .....  | (C)   | (D)               | (D)               | 5                              | 3   | —            | —            | —            | 2          | —          | —          | —          | —             |
| 62311            | Nursing care facilities .....  | (C)   | (D)               | (D)               | 5                              | 3   | —            | —            | —            | 2          | —          | —          | —          | —             |
| 6233             | Community care facilities for the elderly .....                          | (C)   | (D)               | (D)               | 5                              | 2   | 1            | 1            | —            | —          | 1          | —          | —          | —             |
| 62331            | Community care facilities for the elderly .....                          | (C)   | (D)               | (D)               | 5                              | 2   | 1            | 1            | —            | —          | 1          | —          | —          | —             |
| 624              | Social assistance .....  | 133   | 508               | 2 283             | 8                              | 6   | —            | —            | —            | 2          | —          | —          | —          | —             |
| 6241             | Individual & family services .....                                       | (C)   | (D)               | (D)               | 4                              | 2   | —            | —            | —            | 2          | —          | —          | —          | —             |
| 62412            | Services for elderly & disabled persons .....                            | (C)   | (D)               | (D)               | 3                              | 1   | —            | —            | —            | 2          | —          | —          | —          | —             |
| 71               | Arts, entertainment & recreation .....                                   | 83  | 239               | 1 063             | 5                              | 2   | 1            | —            | 1            | 1          | —          | —          | —          | —             |
| 72               | Accommodation & food services .....                                      | 109   | 176               | 884               | 14                             | 9   | 2            | 2            | 1            | —          | —          | —          | —          | —             |
| 81               | Other services (except public administration) .....                      | 101   | 214               | 844               | 43                             | 37  | 6            | —            | —            | —          | —          | —          | —          | —             |
| 99               | Unclassified establishments .....  | 65  | 156               | 581               | 80                             | 80  | —            | —            | —            | —          | —          | —          | —          | —             |
| <b>JACKSON</b>   |  |   |                   |                   |                                |   |              |              |              |            |            |            |            |               |
|                  | <b>Total .....</b>   | <b>353 635</b>                                  | <b>3 184 545</b>  | <b>12 587 625</b> | <b>17 951</b>                  | <b>8 997</b>                                      | <b>3 473</b> | <b>2 464</b> | <b>1 803</b> | <b>648</b> | <b>396</b> | <b>110</b> | <b>35</b>  | <b>25</b>     |
| 11               | Forestry, fishing, hunting, and agriculture support .....                | 44  | 440               | 1 666             | 9                              | 6   | 2            | 1            | —            | —          | —          | —          | —          | —             |
| 21               | Mining .....   | 119   | 1 489             | 3 996             | 9                              | 4   | 2            | —            | 3            | —          | —          | —          | —          | —             |
| 22               | Utilities .....  | 3 143   | 60 011            | 188 383           | 33                             | 3   | 9            | 4            | 4            | 4          | 5          | 4          | —          | —             |
| 221              | Utilities .....  | 3 143   | 60 011            | 188 383           | 33                             | 3   | 9            | 4            | 4            | 4          | 5          | 4          | —          | —             |
| 2211             | Elec pwr generation, transmsn & distribution .....                       | (H)   | (D)               | (D)               | 19                             | 1   | 4            | 1            | 4            | 2          | 3          | 4          | —          | —             |
| 22111            | Electric power generation .....  | (C)   | (D)               | (D)               | 2                              | —   | 1            | —            | —            | —          | 1          | —          | —          | —             |
| 22112            | Electric pwr transmsn, control & distribution .....                      | (G)   | (D)               | (D)               | 17                             | 1   | 3            | 1            | 4            | 2          | 2          | 4          | —          | —             |
| 2212             | Natural gas distribution .....   | (F)   | (D)               | (D)               | 7                              | 1   | 2            | 1            | —            | 1          | 2          | —          | —          | —             |
| 22121            | Natural gas distribution .....   | (F)   | (D)               | (D)               | 7                              | 1   | 2            | 1            | —            | 1          | 2          | —          | —          | —             |
| 2213             | Water, sewage & other systems .....                                      | 104   | 1 414             | 5 303             | 7                              | 1   | 3            | 2            | —            | 1          | —          | —          | —          | —             |
| 23               | Construction .....   | 21 555  | 215 189           | 977 925           | 1 764                          | 982   | 340          | 220          | 145          | 47         | 22         | 7          | —          | 1             |
| 236              | Construction of Buildings .....  | 4 636   | 55 642            | 228 132           | 511                            | 345   | 75           | 53           | 29           | 7          | 1          | —          | —          | 1             |
| 2361             | Residential Building Construction .....                                  | 1 532   | 10 864            | 51 390            | 387                            | 291   | 55           | 32           | 7            | 2          | —          | —          | —          | —             |
| 23611            | Residential Building Construction .....                                  | 1 532   | 10 864            | 51 390            | 387                            | 291   | 55           | 32           | 7            | 2          | —          | —          | —          | —             |
| 236115           | New Single-Family Housing Construction (except Operative Builders) ..... | 732   | 5 120             | 25 100            | 199                            | 148   | 34           | 14           | 2            | 1          | —          | —          | —          | —             |
| 236117           | New Housing Operative Builders .....                                     | 144   | 1 156             | 5 267             | 39                             | 28  | 6            | 5            | —            | —          | —          | —          | —          | —             |
| 236118           | Residential Remodelers .....   | 645   | 4 529             | 20 779            | 146                            | 113   | 14           | 13           | 5            | 1          | —          | —          | —          | —             |
| 2362             | Nonresidential Building Construction .....                               | 3 104   | 44 778            | 176 742           | 124                            | 54  | 20           | 21           | 22           | 5          | 1          | —          | —          | 1             |
| 23622            | Commercial and Institutional Building Construction .....                 | 3 011   | 43 225            | 170 339           | 118                            | 52  | 19           | 19           | 22           | 4          | 1          | —          | —          | 1             |
| 236220           | Commercial and Institutional Building Construction .....                 | 3 011   | 43 225            | 170 339           | 118                            | 52  | 19           | 19           | 22           | 4          | 1          | —          | —          | 1             |
| 237              | Heavy and Civil Engineering Construction .....                           | 2 401   | 22 172            | 127 909           | 97                             | 43  | 20           | 12           | 8            | 9          | 3          | 2          | —          | —             |
| 2371             | Utility System Construction .....  | 922   | 11 044            | 45 457            | 34                             | 5   | 11           | 9            | 2            | 5          | 2          | —          | —          | —             |
| 23711            | Water and Sewer Line and Related Structures Construction .....           | (E)   | (D)               | (D)               | 20                             | 3   | 5            | 8            | —            | 4          | —          | —          | —          | —             |
| 23713            | Power and Communication Line and Related Structures Construction .....   | 526   | 7 030             | 27 811            | 13                             | 2   | 5            | 1            | 2            | 1          | 2          | —          | —          | —             |
| 237130           | Power and Communication Line and Related Structures Construction .....   | 526   | 7 030             | 27 811            | 13                             | 2   | 5            | 1            | 2            | 1          | 2          | —          | —          | —             |
| 2373             | Highway, Street, and Bridge Construction .....                           | 1 058   | 7 814             | 65 988            | 26                             | 9   | 5            | 1            | 6            | 3          | —          | 2          | —          | —             |
| 23731            | Highway, Street, and Bridge Construction .....                           | 1 058   | 7 814             | 65 988            | 26                             | 9   | 5            | 1            | 6            | 3          | —          | 2          | —          | —             |
| 237310           | Highway, Street, and Bridge Construction .....                           | 1 058   | 7 814             | 65 988            | 26                             | 9   | 5            | 1            | 6            | 3          | —          | 2          | —          | —             |
| 2379             | Other Heavy and Civil Engineering Construction .....                     | 345   | 2 883             | 13 385            | 9                              | 5   | 2            | —            | —            | 1          | 1          | —          | —          | —             |
| 23799            | Other Heavy and Civil Engineering Construction .....                     | 345   | 2 883             | 13 385            | 9                              | 5   | 2            | —            | —            | 1          | 1          | —          | —          | —             |
| 237990           | Other Heavy and Civil Engineering Construction .....                     | 345   | 2 883             | 13 385            | 9                              | 5   | 2            | —            | —            | 1          | 1          | —          | —          | —             |

See footnotes at end of table.



**Table 6. Counties—Employees, Payroll, and Establishments by Industry: 2003—Con.**

[Excludes most government employees, railroad employees, and self-employed persons. Size class 1 to 4 includes establishments with payroll, but no employees, during mid-March pay period. (D) denotes figures withheld to avoid disclosing data for individual companies; the data are included in broader industry totals. Detailed industries with 100 or more employees are shown if industry was not a (D). For explanation of terms, abbreviations, and data reliability/comparability, see introductory text]

| NAICS code   | Industry   | Number of employees for week including March 12 | Payroll (\$1,000) |                  | Total number of establishments | Number of establishments by employment-size class |            |            |            |           |            |            |            |               |
|--------------|--|---|-------------------|------------------|--------------------------------|---|------------|------------|------------|-----------|------------|------------|------------|---------------|
|              |  |   | First quarter     | Annual           |                                | 1 to 4  | 5 to 9     | 10 to 19   | 20 to 49   | 50 to 99  | 100 to 249 | 250 to 499 | 500 to 999 | 1,000 or more |
| <b>23</b>    | <b>JACKSON—Con.</b>  |   |                   |                  |                                |   |            |            |            |           |            |            |            |               |
|              | <b>Construction—Con.</b>                                       |   |                   |                  |                                |   |            |            |            |           |            |            |            |               |
| 238          | Specialty Trade Contractors .....                              | 14 518  | 137 375           | 621 884          | 1 156                          | 594   | 245        | 155        | 108        | 31        | 18         | 5          | —          | —             |
| 2381         | Foundation, Structure, and Building Exterior Contractors ..... | 4 624   | 38 162            | 174 773          | 345                            | 174   | 66         | 55         | 32         | 10        | 7          | 1          | —          | —             |
| 23811        | Poured Concrete Foundation and Structure Contractors .....     | 1 297   | 10 825            | 50 361           | 83                             | 44  | 14         | 12         | 9          | —         | 4          | —          | —          | —             |
| 238110       | Poured Concrete Foundation and Structure Contractors .....     | 1 297   | 10 825            | 50 361           | 83                             | 44  | 14         | 12         | 9          | —         | 4          | —          | —          | —             |
| 23812        | Structural Steel and Precast Concrete Contractors .....        | 485   | 5 102             | 22 466           | 14                             | 5   | 1          | 3          | 2          | 1         | 2          | —          | —          | —             |
| 238120       | Structural Steel and Precast Concrete Contractors .....        | 485   | 5 102             | 22 466           | 14                             | 5   | 1          | 3          | 2          | 1         | 2          | —          | —          | —             |
| 23813        | Framing Contractors .....                                      | 520   | 3 109             | 16 104           | 84                             | 41  | 27         | 13         | 2          | 1         | —          | —          | —          | —             |
| 238130       | Framing Contractors .....                                      | 520   | 3 109             | 16 104           | 84                             | 41  | 27         | 13         | 2          | 1         | —          | —          | —          | —             |
| 23814        | Masonry Contractors .....                                      | 1 221   | 10 027            | 41 871           | 59                             | 27  | 9          | 9          | 9          | 3         | 1          | 1          | —          | —             |
| 238140       | Masonry Contractors .....                                      | 1 221   | 10 027            | 41 871           | 59                             | 27  | 9          | 9          | 9          | 3         | 1          | 1          | —          | —             |
| 23815        | Glass and Glazing Contractors .....                            | 169   | 1 977             | 8 816            | 12                             | 5   | 2          | 3          | 1          | 1         | —          | —          | —          | —             |
| 238150       | Glass and Glazing Contractors .....                            | 169   | 1 977             | 8 816            | 12                             | 5   | 2          | 3          | 1          | 1         | —          | —          | —          | —             |
| 23816        | Roofing Contractors .....                                      | 624   | 4 454             | 24 319           | 57                             | 32  | 8          | 7          | 7          | 3         | —          | —          | —          | —             |
| 238160       | Roofing Contractors .....                                      | 624   | 4 454             | 24 319           | 57                             | 32  | 8          | 7          | 7          | 3         | —          | —          | —          | —             |
| 23817        | Siding Contractors .....                                       | 288   | 2 485             | 9 969            | 29                             | 14  | 5          | 7          | 2          | 1         | —          | —          | —          | —             |
| 238170       | Siding Contractors .....                                       | 288   | 2 485             | 9 969            | 29                             | 14  | 5          | 7          | 2          | 1         | —          | —          | —          | —             |
| 2382         | Building Equipment Contractors .....                           | 5 715   | 64 614            | 281 460          | 352                            | 152   | 90         | 44         | 45         | 10        | 8          | 3          | —          | —             |
| 23821        | Electrical Contractors .....                                   | 2 716   | 31 505            | 140 969          | 148                            | 65  | 43         | 14         | 15         | 6         | 2          | 3          | —          | —             |
| 238210       | Electrical Contractors .....                                   | 2 716   | 31 505            | 140 969          | 148                            | 65  | 43         | 14         | 15         | 6         | 2          | 3          | —          | —             |
| 23822        | Plumbing, Heating, and Air-Conditioning Contractors .....      | 2 334   | 24 837            | 109 593          | 182                            | 82  | 40         | 29         | 24         | 3         | 4          | —          | —          | —             |
| 238220       | Plumbing, Heating, and Air-Conditioning Contractors .....      | 2 334   | 24 837            | 109 593          | 182                            | 82  | 40         | 29         | 24         | 3         | 4          | —          | —          | —             |
| 23829        | Other Building Equipment Contractors .....                     | 665   | 8 272             | 30 898           | 22                             | 5   | 7          | 1          | 6          | 1         | 2          | —          | —          | —             |
| 238290       | Other Building Equipment Contractors .....                     | 665   | 8 272             | 30 898           | 22                             | 5   | 7          | 1          | 6          | 1         | 2          | —          | —          | —             |
| 2383         | Building Finishing Contractors .....                           | 3 140   | 25 931            | 120 970          | 334                            | 198   | 63         | 42         | 19         | 8         | 3          | 1          | —          | —             |
| 23831        | Drywall and Insulation Contractors .....                       | 1 114   | 10 060            | 46 818           | 72                             | 33  | 12         | 17         | 6          | 2         | 1          | 1          | —          | —             |
| 238310       | Drywall and Insulation Contractors .....                       | 1 114   | 10 060            | 46 818           | 72                             | 33  | 12         | 17         | 6          | 2         | 1          | 1          | —          | —             |
| 23832        | Painting and Wall Covering Contractors .....                   | 802   | 5 009             | 24 057           | 115                            | 71  | 24         | 12         | 4          | 4         | —          | —          | —          | —             |
| 238320       | Painting and Wall Covering Contractors .....                   | 802   | 5 009             | 24 057           | 115                            | 71  | 24         | 12         | 4          | 4         | —          | —          | —          | —             |
| 23833        | Flooring Contractors .....                                     | 214   | 1 565             | 7 231            | 40                             | 26  | 8          | 3          | 3          | —         | —          | —          | —          | —             |
| 238330       | Flooring Contractors .....                                     | 214   | 1 565             | 7 231            | 40                             | 26  | 8          | 3          | 3          | —         | —          | —          | —          | —             |
| 23834        | Tile and Terrazzo Contractors .....                            | 363   | 3 167             | 15 467           | 20                             | 12  | 3          | 2          | 1          | 1         | 1          | —          | —          | —             |
| 238340       | Tile and Terrazzo Contractors .....                            | 363   | 3 167             | 15 467           | 20                             | 12  | 3          | 2          | 1          | 1         | 1          | —          | —          | —             |
| 23835        | Finish Carpentry Contractors .....                             | 320   | 2 338             | 9 968            | 71                             | 49  | 14         | 6          | 2          | —         | —          | —          | —          | —             |
| 238350       | Finish Carpentry Contractors .....                             | 320   | 2 338             | 9 968            | 71                             | 49  | 14         | 6          | 2          | —         | —          | —          | —          | —             |
| 23839        | Other Building Finishing Contractors .....                     | 327   | 3 792             | 17 429           | 16                             | 7   | 2          | 2          | 3          | 1         | 1          | —          | —          | —             |
| 238390       | Other Building Finishing Contractors .....                     | 327   | 3 792             | 17 429           | 16                             | 7   | 2          | 2          | 3          | 1         | 1          | —          | —          | —             |
| 2389         | Other Specialty Trade Contractors .....                        | 1 039   | 8 668             | 44 681           | 125                            | 70  | 26         | 14         | 12         | 3         | —          | —          | —          | —             |
| 23891        | Site Preparation Contractors .....                             | 650   | 5 933             | 30 620           | 58                             | 29  | 9          | 8          | 3          | —         | —          | —          | —          | —             |
| 238910       | Site Preparation Contractors .....                             | 650   | 5 933             | 30 620           | 58                             | 29  | 9          | 8          | 3          | —         | —          | —          | —          | —             |
| 23899        | All Other Specialty Trade Contractors .....                    | 389   | 2 735             | 14 061           | 67                             | 41  | 17         | 5          | 4          | —         | —          | —          | —          | —             |
| 238990       | All Other Specialty Trade Contractors .....                    | 389   | 2 735             | 14 061           | 67                             | 41  | 17         | 5          | 4          | —         | —          | —          | —          | —             |
| <b>31-33</b> | <b>Manufacturing .....</b>                                     | <b>31 950</b>                                   | <b>311 154</b>    | <b>1 281 359</b> | <b>793</b>                     | <b>255</b>  | <b>158</b> | <b>128</b> | <b>141</b> | <b>41</b> | <b>47</b>  | <b>15</b>  | <b>5</b>   | <b>3</b>      |
| 311          | Food mfg .....   | 2 543   | 21 915            | 89 770           | 52                             | 15  | 8          | 7          | 10         | 4         | 7          | —          | 1          | —             |
| 3112         | Grain & oilseed milling .....                                  | (C)   | (D)               | (D)              | 3                              | 1   | —          | —          | 1          | —         | 1          | —          | —          | —             |
| 31121        | Flour milling & malt mfg .....                                 | (C)   | (D)               | (D)              | 2                              | 1   | —          | —          | —          | —         | 1          | —          | —          | —             |
| 3115         | Dairy product mfg .....  | (E)   | (D)               | (D)              | 3                              | 1   | —          | —          | —          | —         | 2          | —          | —          | —             |
| 31151        | Dairy product (exc frozen) mfg .....                           | (C)   | (D)               | (D)              | 1                              | —   | —          | —          | —          | —         | 1          | —          | —          | —             |
| 31152        | Ice cream & frozen dessert mfg .....                           | (C)   | (D)               | (D)              | 2                              | 1   | —          | —          | —          | —         | 1          | —          | —          | —             |
| 3116         | Animal slaughtering & processing .....                         | 114   | 649               | 2 663            | 3                              | —   | 1          | —          | 1          | 1         | —          | —          | —          | —             |
| 31161        | Animal slaughtering & processing .....                         | 114   | 649               | 2 663            | 3                              | —   | 1          | —          | 1          | 1         | —          | —          | —          | —             |
| 3118         | Bakeries & tortilla mfg .....                                  | 895   | 6 722             | 29 115           | 18                             | 8   | 4          | 3          | 1          | 1         | —          | —          | 1          | —             |
| 31181        | Bread & bakery product mfg .....                               | (F)   | (D)               | (D)              | 17                             | 8   | 4          | 3          | 1          | —         | —          | —          | 1          | —             |
| 3119         | Other food mfg .....   | 723   | 6 753             | 24 780           | 13                             | 3   | 1          | —          | 4          | 1         | 4          | —          | —          | —             |
| 31192        | Coffee & tea mfg .....   | (E)   | (D)               | (D)              | 4                              | —   | —          | —          | 1          | —         | 3          | —          | —          | —             |
| 31194        | Seasoning & dressing mfg .....                                 | (E)   | (D)               | (D)              | 6                              | 1   | —          | —          | 3          | 1         | 1          | —          | —          | —             |
| 314          | Textile product mills .....                                    | 133   | 654               | 2 854            | 18                             | 8   | 5          | 3          | 2          | —         | —          | —          | —          | —             |
| 3149         | Other textile product mills .....                              | (C)   | (D)               | (D)              | 11                             | 3   | 4          | 2          | 2          | —         | —          | —          | —          | —             |
| 315          | Apparel manufacturing .....                                    | 176   | 940               | 4 261            | 11                             | 7   | —          | 1          | 2          | —         | 1          | —          | —          | —             |
| 3152         | Cut & sew apparel mfg .....                                    | 176   | 940               | 4 261            | 11                             | 7   | —          | 1          | 2          | —         | 1          | —          | —          | —             |
| 31522        | Men's, boys' cut & sew apparel mfg .....                       | (C)   | (D)               | (D)              | 1                              | —   | —          | —          | —          | —         | 1          | —          | —          | —             |
| 322          | Paper mfg .....  | 2 518   | 22 347            | 87 193           | 19                             | 2   | 3          | —          | 1          | 4         | 4          | 5          | —          | —             |
| 3222         | Converted paper product mfg .....                              | 2 518   | 22 347            | 87 193           | 19                             | 2   | 3          | —          | 1          | 4         | 4          | 5          | —          | —             |
| 32221        | Paperboard container mfg .....                                 | 1 022   | 10 386            | 39 983           | 10                             | 1   | 1          | —          | 1          | 3         | 3          | 1          | —          | —             |
| 32222        | Paper bag & coated & treated paper mfg .....                   | 771   | 6 344             | 25 452           | 3                              | —   | —          | —          | —          | —         | 1          | 2          | —          | —             |
| 32223        | Stationery product mfg .....                                   | (E)   | (D)               | (D)              | 3                              | 1   | —          | —          | —          | —         | 1          | —          | 1          | —             |
| 32229        | Other converted paper product mfg .....                        | (E)   | (D)               | (D)              | 3                              | —   | 2          | —          | —          | —         | —          | —          | 1          | —             |
| 323          | Printing & related support activities .....                    | 2 796   | 25 298            | 103 855          | 126                            | 54  | 35         | 13         | 17         | 1         | 4          | 1          | 1          | —             |
| 3231         | Printing & related support activities .....                    | 2 796   | 25 298            | 103 855          | 126                            | 54  | 35         | 13         | 17         | 1         | 4          | 1          | 1          | —             |
| 32311        | Printing .....   | 2 671   | 24 269            | 99 937           | 112                            | 47  | 32         | 11         | 15         | 1         | 4          | 1          | 1          | —             |
| 323110       | Commercial lithographic printing .....                         | 1 431   | 13 338            | 55 845           | 58                             | 21  | 15         | 5          | 11         | 1         | 4          | 1          | —          | —             |
| 323114       | Quick printing .....   | 998   | 9 379             | 37 916           | 22                             | 12  | 6          | 2          | 1          | —         | —          | —          | 1          | —             |
| 32312        | Printing support activities .....                              | 125   | 1 029             | 3 918            | 14                             | 7   | 3          | 2          | 2          | —         | —          | —          | —          | —             |
| 324          | Petroleum & coal products mfg .....                            | 368   | 3 559             | 15 874           | 10                             | 4   | 3          | —          | —          | 1         | 2          | —          | —          | —             |
| 3241         | Petroleum & coal products mfg .....                            | 368   | 3 559             | 15 874           | 10                             | 4   | 3          | —          | —          | 1         | 2          | —          | —          | —             |
| 32412        | Asphalt paving, roofing & saturated mat mfg .....              | 368   | 3 559             | 15 874           | 10                             | 4   | 3          | —          | —          | 1         | 2          | —          | —          | —             |

See footnotes at end of table.

**Table 6. Counties—Employees, Payroll, and Establishments by Industry: 2003—Con.**

[Excludes most government employees, railroad employees, and self-employed persons. Size class 1 to 4 includes establishments with payroll, but no employees, during mid-March pay period. (D) denotes figures withheld to avoid disclosing data for individual companies; the data are included in broader industry totals. Detailed industries with 100 or more employees are shown if industry was not a (D). For explanation of terms, abbreviations, and data reliability/comparability, see introductory text]

| NAICS code                      | Industry   | Number of employees for week including March 12 | Payroll (\$1,000) |         | Total number of establishments | Number of establishments by employment-size class |        |          |          |          |            |            |            |               |  |
|---------------------------------|--|---|-------------------|---------|--------------------------------|---|--------|----------|----------|----------|------------|------------|------------|---------------|--|
|                                 |  |   | First quarter     | Annual  |                                | 1 to 4  | 5 to 9 | 10 to 19 | 20 to 49 | 50 to 99 | 100 to 249 | 250 to 499 | 500 to 999 | 1,000 or more |  |
| <b>JACKSON—Con.</b>             |  |   |                   |         |                                |   |        |          |          |          |            |            |            |               |  |
| <b>31-33 Manufacturing—Con.</b> |  |   |                   |         |                                |   |        |          |          |          |            |            |            |               |  |
| 325                             | Chemical mfg                                     | 2 648   | 31 445            | 124 547 | 32                             | 5   | 4      | 7        | 7        | 4        | 2          | 1          | 2          | —             |  |
| 3253                            | Pesticide, fertilizer & oth ag chemical mfg      | (F)   | (D)               | (D)     | 2                              | —   | —      | —        | 1        | —        | —          | —          | 1          | —             |  |
| 32532                           | Pesticide & other agricultural chemical mfg      | (F)   | (D)               | (D)     | 1                              | —   | —      | —        | —        | —        | —          | —          | 1          | —             |  |
| 3254                            | Pharmaceutical & medicine mfg                    | 1 091   | 12 660            | 50 451  | 7                              | 1   | 2      | —        | 2        | —        | 1          | —          | 1          | —             |  |
| 32541                           | Pharmaceutical & medicine mfg                    | 1 091   | 12 660            | 50 451  | 7                              | 1   | 2      | —        | 2        | —        | 1          | —          | 1          | —             |  |
| 3255                            | Paint, coating & adhesive mfg                    | (E)   | (D)               | (D)     | 4                              | —   | 1      | 1        | 1        | —        | —          | 1          | —          | —             |  |
| 32552                           | Adhesive mfg                                     | (E)   | (D)               | (D)     | 2                              | —   | —      | 1        | —        | —        | —          | —          | 1          | —             |  |
| 3256                            | Soap, cleaners & toilet preparation mfg          | 300   | 2 713             | 11 210  | 9                              | 1   | 1      | 4        | —        | 3        | —          | —          | —          | —             |  |
| 32561                           | Soap & cleaning compound mfg                     | (E)   | (D)               | (D)     | 8                              | 1   | 1      | 3        | —        | 3        | —          | —          | —          | —             |  |
| 3259                            | Other chemical product & preparation mfg         | (C)   | (D)               | (D)     | 4                              | 2   | —      | 1        | —        | —        | 1          | —          | —          | —             |  |
| 32591                           | Printing ink mfg                                 | (C)   | (D)               | (D)     | 3                              | 1   | —      | 1        | —        | —        | 1          | —          | —          | —             |  |
| 326                             | Plastics & rubber products mfg                   | 1 651   | 12 949            | 55 497  | 35                             | 10  | 3      | 6        | 9        | 1        | 5          | 1          | —          | —             |  |
| 3261                            | Plastics product mfg                             | 1 598   | 12 434            | 53 398  | 31                             | 9   | 3      | 4        | 8        | 1        | 5          | 1          | —          | —             |  |
| 32611                           | Unsupported plastics film, sheet, & bag mfg      | (C)   | (D)               | (D)     | 3                              | 1   | —      | —        | 1        | 1        | —          | —          | —          | —             |  |
| 32616                           | Plastics bottle mfg                              | (C)   | (D)               | (D)     | 1                              | —   | —      | —        | —        | —        | 1          | —          | —          | —             |  |
| 32619                           | Other plastics product mfg                       | 1 291   | 10 024            | 42 424  | 22                             | 6   | 3      | 3        | 5        | —        | 4          | 1          | —          | —             |  |
| 327                             | Nonmetallic mineral product mfg                  | 756   | 6 005             | 26 672  | 38                             | 14  | 3      | 4        | 15       | 1        | 1          | —          | —          | —             |  |
| 3273                            | Cement & concrete product mfg                    | 572   | 4 824             | 21 780  | 24                             | 8   | 1      | 2        | 11       | 1        | 1          | —          | —          | —             |  |
| 32731                           | Cement mfg                                       | (C)   | (D)               | (D)     | 2                              | —   | —      | —        | 1        | —        | 1          | —          | —          | —             |  |
| 32733                           | Concrete pipe, brick & block mfg                 | (C)   | (D)               | (D)     | 4                              | 1   | —      | —        | 2        | 1        | —          | —          | —          | —             |  |
| 32739                           | Other concrete product mfg                       | 173   | 1 079             | 4 533   | 9                              | 2   | 1      | 1        | 5        | —        | —          | —          | —          | —             |  |
| 327390                          | Other concrete product mfg                       | 173   | 1 079             | 4 533   | 9                              | 2   | 1      | 1        | 5        | —        | —          | —          | —          | —             |  |
| 3279                            | Other nonmetallic mineral product mfg            | 143   | 953               | 3 847   | 5                              | —   | —      | 1        | 4        | —        | —          | —          | —          | —             |  |
| 32799                           | All other nonmetallic mineral product mfg        | 143   | 953               | 3 847   | 5                              | —   | —      | 1        | 4        | —        | —          | —          | —          | —             |  |
| 331                             | Primary metal mfg                                | 219   | 1 489             | 6 497   | 12                             | 2   | 2      | 5        | 2        | 1        | —          | —          | —          | —             |  |
| 3315                            | Foundries  | (C)   | (D)               | (D)     | 10                             | 2   | 2      | 3        | 2        | 1        | —          | —          | —          | —             |  |
| 33152                           | Nonferrous metal foundries                       | (C)   | (D)               | (D)     | 8                              | 1   | 2      | 3        | 1        | 1        | —          | —          | —          | —             |  |
| 332                             | Fabricated metal product mfg                     | 4 556   | 42 460            | 190 754 | 148                            | 41  | 32     | 35       | 26       | 7        | 5          | 1          | —          | 1             |  |
| 3323                            | Architectural & structural metals mfg            | 1 156   | 9 875             | 45 983  | 42                             | 8   | 8      | 9        | 11       | 4        | 2          | —          | —          | —             |  |
| 33231                           | Plate work & fabricated structural prod mfg      | 276   | 1 870             | 8 259   | 12                             | 1   | 3      | 4        | 3        | 1        | —          | —          | —          | —             |  |
| 33232                           | Ornamental & architectural metal prod mfg        | 880   | 8 005             | 37 724  | 30                             | 7   | 5      | 5        | 8        | 3        | 2          | —          | —          | —             |  |
| 332322                          | Sheet metal work mfg                             | 272   | 2 448             | 9 733   | 14                             | 3   | 2      | 2        | 6        | 1        | —          | —          | —          | —             |  |
| 332323                          | Ornamental & architectural metal work mfg        | 529   | 5 156             | 25 791  | 11                             | 3   | 1      | 3        | —        | 2        | —          | —          | —          | —             |  |
| 3324                            | Boiler, tank & shipping container mfg            | 299   | 4 041             | 15 569  | 6                              | 2   | —      | 2        | —        | —        | 2          | —          | —          | —             |  |
| 33243                           | Light gauge metal container mfg                  | (E)   | (D)               | (D)     | 5                              | 2   | —      | 1        | —        | —        | 2          | —          | —          | —             |  |
| 3327                            | Mach shops, turn prod, screw, nut, bolt mfg      | 588   | 4 993             | 20 074  | 58                             | 23  | 15     | 12       | 7        | —        | 1          | —          | —          | —             |  |
| 33271                           | Machine shops                                    | 341   | 2 381             | 10 157  | 49                             | 23  | 14     | 8        | 4        | —        | —          | —          | —          | —             |  |
| 332710                          | Machine shops                                    | 341   | 2 381             | 10 157  | 49                             | 23  | 14     | 8        | 4        | —        | —          | —          | —          | —             |  |
| 33272                           | Turned product & screw, nut & bolt mfg           | 247   | 2 612             | 9 917   | 9                              | —   | 1      | 4        | 3        | —        | 1          | —          | —          | —             |  |
| 3328                            | Coating, engrave, heat treating & oth activity   | 335   | 2 426             | 9 541   | 24                             | 4   | 7      | 9        | 3        | 1        | —          | —          | —          | —             |  |
| 33281                           | Coating, engrave, heat treating & oth activity   | 335   | 2 426             | 9 541   | 24                             | 4   | 7      | 9        | 3        | 1        | —          | —          | —          | —             |  |
| 332813                          | Electropl, plating, polish, anodize, coloring    | 130   | 1 084             | 3 926   | 10                             | —   | 4      | 4        | 2        | —        | —          | —          | —          | —             |  |
| 3329                            | Other fabricated metal product mfg               | 2 057   | 20 273            | 95 215  | 11                             | 1   | 2      | 2        | 2        | 2        | —          | 1          | —          | 1             |  |
| 33291                           | Metal valve mfg                                  | (E)   | (D)               | (D)     | 2                              | —   | 1      | —        | —        | —        | 1          | —          | —          | —             |  |
| 33299                           | All other fabricated metal product mfg           | (G)   | (D)               | (D)     | 9                              | 1   | 2      | 1        | 2        | 2        | —          | —          | —          | 1             |  |
| 333                             | Machinery mfg                                    | 5 369   | 72 808            | 290 289 | 75                             | 18  | 20     | 12       | 13       | 4        | 6          | 1          | —          | 1             |  |
| 3331                            | Ag, construction & mining machinery mfg          | 257   | 1 269             | 6 347   | 3                              | —   | 1      | —        | —        | 1        | 1          | —          | —          | —             |  |
| 33311                           | Agricultural implement mfg                       | (E)   | (D)               | (D)     | 2                              | —   | —      | —        | —        | 1        | 1          | —          | —          | —             |  |
| 3332                            | Industrial machinery mfg                         | 350   | 4 749             | 18 283  | 18                             | 6   | 5      | 2        | 3        | 1        | 1          | —          | —          | —             |  |
| 33329                           | Other industrial machinery mfg                   | 315   | 4 377             | 16 921  | 12                             | 3   | 4      | —        | 3        | 1        | 1          | —          | —          | —             |  |
| 333294                          | Food product machinery mfg                       | 174   | 1 759             | 7 053   | 5                              | —   | 1      | —        | 3        | 1        | —          | —          | —          | —             |  |
| 3333                            | Commercial & service industry machinery mfg      | 220   | 2 266             | 8 409   | 6                              | —   | 1      | 2        | 2        | —        | 1          | —          | —          | —             |  |
| 33331                           | Commercial & service industry machinery mfg      | 220   | 2 266             | 8 409   | 6                              | —   | 1      | 2        | 2        | —        | 1          | —          | —          | —             |  |
| 3335                            | Metalworking machinery mfg                       | 396   | 5 105             | 20 298  | 15                             | 4   | 5      | 1        | 4        | —        | 1          | —          | —          | —             |  |
| 33351                           | Metalworking machinery mfg                       | 396   | 5 105             | 20 298  | 15                             | 4   | 5      | 1        | 4        | —        | 1          | —          | —          | —             |  |
| 333511                          | Industrial mold mfg                              | 310   | 4 165             | 16 314  | 5                              | 1   | —      | —        | 3        | —        | 1          | —          | —          | —             |  |
| 3339                            | Other general purpose machinery mfg              | 4 054   | 58 245            | 232 266 | 26                             | 7   | 7      | 4        | 2        | 2        | 2          | 1          | —          | 1             |  |
| 33392                           | Material handling equipment mfg                  | (F)   | (D)               | (D)     | 12                             | 4   | 1      | 2        | 1        | 1        | 2          | 1          | —          | —             |  |
| 33399                           | All other general purpose machinery mfg          | (H)   | (D)               | (D)     | 13                             | 3   | 5      | 2        | 1        | 1        | —          | —          | —          | 1             |  |
| 334                             | Computer & electronic product mfg                | 2 022   | 17 790            | 69 703  | 26                             | 7   | 3      | 5        | 5        | 3        | 2          | —          | —          | 1             |  |
| 3341                            | Computer & peripheral equipment mfg              | (C)   | (D)               | (D)     | 3                              | 1   | —      | 1        | —        | —        | 1          | —          | —          | —             |  |
| 33411                           | Computer & peripheral equipment mfg              | (C)   | (D)               | (D)     | 3                              | 1   | —      | 1        | —        | —        | 1          | —          | —          | —             |  |
| 3342                            | Communications equipment mfg                     | (G)   | (D)               | (D)     | 5                              | 1   | 1      | 1        | 1        | —        | —          | —          | —          | 1             |  |
| 33429                           | Other communications equipment mfg               | (G)   | (D)               | (D)     | 2                              | 1   | —      | —        | —        | —        | —          | —          | —          | 1             |  |
| 3344                            | Semiconductor & oth electronic component mfg     | 289   | 2 798             | 10 916  | 7                              | 2   | —      | 2        | 1        | 1        | 1          | —          | —          | —             |  |
| 33441                           | Semiconductor & oth electronic component mfg     | 289   | 2 798             | 10 916  | 7                              | 2   | —      | 2        | 1        | 1        | 1          | —          | —          | —             |  |
| 3345                            | Nav, measuring, medical, control instruments mfg | 243   | 2 519             | 10 139  | 8                              | 2   | —      | 1        | 3        | 2        | —          | —          | —          | —             |  |
| 33451                           | Nav, measuring, medical, control instruments mfg | 243   | 2 519             | 10 139  | 8                              | 2   | —      | 1        | 3        | 2        | —          | —          | —          | —             |  |
| 335                             | Electrical equip, appliance & component mfg      | 636   | 4 625             | 21 471  | 8                              | 1   | 2      | —        | 1        | 3        | —          | 1          | —          | —             |  |
| 3359                            | Other electrical equipment & component mfg       | 548   | 4 124             | 19 302  | 4                              | —   | —      | —        | 1        | 2        | —          | 1          | —          | —             |  |
| 33593                           | Wiring device mfg                                | (E)   | (D)               | (D)     | 1                              | —   | —      | —        | —        | —        | —          | 1          | —          | —             |  |
| 33599                           | All oth electrical equipment & component mfg     | (C)   | (D)               | (D)     | 3                              | —   | —      | —        | 1        | 2        | —          | —          | —          | —             |  |

See footnotes at end of table.

**Table 6. Counties—Employees, Payroll, and Establishments by Industry: 2003—Con.**

[Excludes most government employees, railroad employees, and self-employed persons. Size class 1 to 4 includes establishments with payroll, but no employees, during mid-March pay period. (D) denotes figures withheld to avoid disclosing data for individual companies; the data are included in broader industry totals. Detailed industries with 100 or more employees are shown if industry was not a (D). For explanation of terms, abbreviations, and data reliability/comparability, see introductory text]

| NAICS code                      | Industry   | Number of employees for week including March 12 | Payroll (\$1,000) |                | Total number of establishments | Number of establishments by employment-size class |            |            |            |           |            |            |            |               |  |
|---------------------------------|--|---|-------------------|----------------|--------------------------------|---|------------|------------|------------|-----------|------------|------------|------------|---------------|--|
|                                 |  |   | First quarter     | Annual         |                                | 1 to 4  | 5 to 9     | 10 to 19   | 20 to 49   | 50 to 99  | 100 to 249 | 250 to 499 | 500 to 999 | 1,000 or more |  |
| <b>JACKSON—Con.</b>             |  |   |                   |                |                                |   |            |            |            |           |            |            |            |               |  |
| <b>31-33 Manufacturing—Con.</b> |  |   |                   |                |                                |   |            |            |            |           |            |            |            |               |  |
| 336                             | Transportation equipment mfg . . . . .   | 2 504   | 21 665            | 85 401         | 40                             | 15  | 8          | 6          | 3          | 3         | 1          | 3          | 1          | —             |  |
| 3363                            | Motor vehicle parts mfg . . . . .  | 2 358   | 19 203            | 73 120         | 30                             | 9   | 7          | 6          | 1          | 2         | 1          | 3          | 1          | —             |  |
| 33632                           | MV electrical & electronic equipment mfg . . . . .                                     | 639   | 5 187             | 19 177         | 9                              | 2   | 1          | 3          | 1          | 1         | —          | 1          | —          | —             |  |
| 33634                           | Motor vehicle brake system mfg . . . . .   | (C)   | (D)               | (D)            | 3                              | —   | 1          | 1          | —          | —         | 1          | —          | —          | —             |  |
| 33639                           | Other motor vehicle parts mfg . . . . .  | 1 465   | 11 779            | 45 534         | 6                              | —   | —          | 2          | —          | 1         | —          | 2          | 1          | —             |  |
| 336399                          | All other motor vehicle parts mfg . . . . .  | 1 465   | 11 779            | 45 534         | 6                              | —   | —          | 2          | —          | 1         | —          | 2          | 1          | —             |  |
| 337                             | Furniture & related product mfg . . . . .  | 1 034   | 8 614             | 35 101         | 46                             | 12  | 11         | 11         | 8          | 2         | 1          | 1          | —          | —             |  |
| 3371                            | HH & institutional furniture & kitchen cabinet mfg . . . . .                           | 661   | 5 706             | 23 596         | 32                             | 10  | 9          | 7          | 3          | 2         | —          | 1          | —          | —             |  |
| 33711                           | Wood kitchen cabinet & countertop mfg . . . . .  | 536   | 5 014             | 20 759         | 22                             | 8   | 4          | 6          | 2          | 1         | —          | 1          | —          | —             |  |
| 337110                          | Wood kitchen cabinet & countertop mfg . . . . .  | 536   | 5 014             | 20 759         | 22                             | 8   | 4          | 6          | 2          | 1         | —          | 1          | —          | —             |  |
| 33712                           | Household & institutional furniture mfg . . . . .                                      | 125   | 692               | 2 837          | 10                             | 2   | 5          | 1          | 1          | 1         | —          | —          | —          | —             |  |
| 3372                            | Office furniture (including fixtures) mfg . . . . .                                    | (E)   | (D)               | (D)            | 12                             | 2   | 2          | 4          | 3          | —         | 1          | —          | —          | —             |  |
| 33721                           | Office furniture (including fixtures) mfg . . . . .                                    | (E)   | (D)               | (D)            | 12                             | 2   | 2          | 4          | 3          | —         | 1          | —          | —          | —             |  |
| 337212                          | Custom architectural woodwork & millwork mfg . . . . .                                 | 112   | 883               | 3 422          | 6                              | 1   | —          | 2          | 3          | —         | —          | —          | —          | —             |  |
| 339                             | Miscellaneous mfg . . . . .  | 1 759   | 14 114            | 60 427         | 74                             | 27  | 13         | 12         | 15         | 1         | 6          | —          | —          | —             |  |
| 3391                            | Medical equipment & supplies mfg . . . . .   | 731   | 5 463             | 23 290         | 31                             | 9   | 4          | 8          | 8          | —         | 2          | —          | —          | —             |  |
| 33911                           | Medical equipment & supplies mfg . . . . .   | 731   | 5 463             | 23 290         | 31                             | 9   | 4          | 8          | 8          | —         | 2          | —          | —          | —             |  |
| 339111                          | Laboratory apparatus & furniture mfg . . . . .   | 235   | 2 330             | 9 863          | 4                              | —   | —          | 2          | 1          | —         | 1          | —          | —          | —             |  |
| 339113                          | Surgical appliance & supplies mfg . . . . .  | 183   | 912               | 4 442          | 3                              | —   | —          | 1          | 1          | —         | 1          | —          | —          | —             |  |
| 339116                          | Dental laboratories . . . . .  | 206   | 1 438             | 5 815          | 18                             | 9   | 2          | 3          | 4          | —         | —          | —          | —          | —             |  |
| 3399                            | Other miscellaneous mfg . . . . .  | 1 028   | 8 651             | 37 137         | 43                             | 18  | 9          | 4          | 7          | 1         | 4          | —          | —          | —             |  |
| 33992                           | Sporting & athletic goods mfg . . . . .  | 173   | 841               | 3 524          | 5                              | 1   | 2          | —          | 1          | —         | 1          | —          | —          | —             |  |
| 339920                          | Sporting & athletic goods mfg . . . . .  | 173   | 841               | 3 524          | 5                              | 1   | 2          | —          | 1          | —         | 1          | —          | —          | —             |  |
| 33994                           | Office supplies (exc paper) mfg . . . . .  | 233   | 1 061             | 4 739          | 4                              | —   | —          | 1          | —          | —         | 1          | —          | —          | —             |  |
| 33995                           | Sign mfg . . . . .   | 312   | 3 843             | 15 637         | 17                             | 10  | 2          | 1          | 3          | —         | 1          | —          | —          | —             |  |
| 339950                          | Sign mfg . . . . .   | 312   | 3 843             | 15 637         | 17                             | 10  | 2          | 1          | 3          | —         | 1          | —          | —          | —             |  |
| 33999                           | All other misc mfg . . . . .   | 302   | 2 856             | 13 032         | 13                             | 4   | 2          | 2          | 3          | 1         | 1          | —          | —          | —             |  |
| 339999                          | All other miscellaneous mfg . . . . .  | 108   | 1 149             | 5 614          | 8                              | 4   | —          | —          | 3          | —         | —          | —          | —          | —             |  |
| <b>42</b>                       | <b>Wholesale trade . . . . .</b>   | <b>30 712</b>                                   | <b>229 840</b>    | <b>854 623</b> | <b>1 078</b>                   | <b>490</b>  | <b>242</b> | <b>156</b> | <b>130</b> | <b>37</b> | <b>17</b>  | <b>3</b>   | <b>2</b>   | <b>1</b>      |  |
| 423                             | Merchant Wholesalers, Durable Goods . . . . .  | 9 461   | 106 803           | 412 741        | 672                            | 275   | 156        | 116        | 94         | 19        | 10         | 1          | 1          | —             |  |
| 4231                            | Motor Vehicle and Motor Vehicle Parts and Supplies Merchant Wholesalers . . . . .      | 1 543   | 14 690            | 57 296         | 99                             | 42  | 22         | 20         | 10         | 1         | 3          | 1          | —          | —             |  |
| 42311                           | Automobile and Other Motor Vehicle Merchant Wholesalers . . . . .                      | 882   | 9 580             | 36 574         | 30                             | 16  | 1          | 4          | 5          | —         | 3          | 1          | —          | —             |  |
| 423110                          | Automobile and Other Motor Vehicle Merchant Wholesalers . . . . .                      | 882   | 9 580             | 36 574         | 30                             | 16  | 1          | 4          | 5          | —         | 3          | 1          | —          | —             |  |
| 42312                           | Motor Vehicle Supplies and New Parts Merchant Wholesalers . . . . .                    | 475   | 3 695             | 14 767         | 50                             | 20  | 13         | 13         | 3          | 1         | —          | —          | —          | —             |  |
| 423120                          | Motor Vehicle Supplies and New Parts Merchant Wholesalers . . . . .                    | 475   | 3 695             | 14 767         | 50                             | 20  | 13         | 13         | 3          | 1         | —          | —          | —          | —             |  |
| 42313                           | Tire and Tube Merchant Wholesalers . . . . .   | 104   | 766               | 3 473          | 9                              | 2   | 3          | 3          | 1          | —         | —          | —          | —          | —             |  |
| 423130                          | Tire and Tube Merchant Wholesalers . . . . .   | 104   | 766               | 3 473          | 9                              | 2   | 3          | 3          | 1          | —         | —          | —          | —          | —             |  |
| 4232                            | Furniture and Home Furnishing Merchant Wholesalers . . . . .                           | 444   | 3 623             | 16 068         | 31                             | 9   | 11         | 8          | 1          | 1         | 1          | —          | —          | —             |  |
| 42322                           | Home Furnishing Merchant Wholesalers . . . . .   | 375   | 2 842             | 12 950         | 19                             | 4   | 7          | 5          | 1          | 1         | 1          | —          | —          | —             |  |
| 423220                          | Home Furnishing Merchant Wholesalers . . . . .   | 375   | 2 842             | 12 950         | 19                             | 4   | 7          | 5          | 1          | 1         | 1          | —          | —          | —             |  |
| 4233                            | Lumber and Other Construction Materials Merchant Wholesalers . . . . .                 | 850   | 8 893             | 36 839         | 53                             | 21  | 7          | 10         | 12         | 2         | 1          | —          | —          | —             |  |
| 42331                           | Lumber, Plywood, Millwork, and Wood Panel Merchant Wholesalers . . . . .               | 514   | 5 643             | 24 267         | 25                             | 9   | 3          | 3          | 8          | 1         | 1          | —          | —          | —             |  |
| 423310                          | Lumber, Plywood, Millwork, and Wood Panel Merchant Wholesalers . . . . .               | 514   | 5 643             | 24 267         | 25                             | 9   | 3          | 3          | 8          | 1         | 1          | —          | —          | —             |  |
| 42339                           | Other Construction Material Merchant Wholesalers . . . . .                             | 200   | 1 729             | 6 955          | 10                             | 4   | 1          | 1          | 3          | 1         | —          | —          | —          | —             |  |
| 423390                          | Other Construction Material Merchant Wholesalers . . . . .                             | 200   | 1 729             | 6 955          | 10                             | 4   | 1          | 1          | 3          | 1         | —          | —          | —          | —             |  |
| 4234                            | Professional and Commercial Equipment and Supplies Merchant Wholesalers . . . . .      | 1 578   | 26 837            | 91 311         | 91                             | 40  | 20         | 17         | 10         | 3         | —          | —          | 1          | —             |  |
| 42342                           | Office Equipment Merchant Wholesalers . . . . .  | 149   | 1 273             | 5 147          | 13                             | 5   | 2          | 4          | 2          | —         | —          | —          | —          | —             |  |
| 423420                          | Office Equipment Merchant Wholesalers . . . . .  | 149   | 1 273             | 5 147          | 13                             | 5   | 2          | 4          | 2          | —         | —          | —          | —          | —             |  |
| 42343                           | Computer and Computer Peripheral Equipment and Software Merchant Wholesalers . . . . . | 840   | 19 496            | 61 174         | 24                             | 14  | 4          | 3          | 1          | 1         | —          | —          | 1          | —             |  |
| 423430                          | Computer and Computer Peripheral Equipment and Software Merchant Wholesalers . . . . . | 840   | 19 496            | 61 174         | 24                             | 14  | 4          | 3          | 1          | 1         | —          | —          | 1          | —             |  |
| 42344                           | Other Commercial Equipment Merchant Wholesalers . . . . .                              | 153   | 1 395             | 5 565          | 18                             | 7   | 6          | 3          | 2          | —         | —          | —          | —          | —             |  |
| 423440                          | Other Commercial Equipment Merchant Wholesalers . . . . .                              | 153   | 1 395             | 5 565          | 18                             | 7   | 6          | 3          | 2          | —         | —          | —          | —          | —             |  |
| 42345                           | Medical, Dental, and Hospital Equipment and Supplies Merchant Wholesaler . . . . .     | 241   | 3 071             | 11 999         | 18                             | 8   | 2          | 3          | 4          | 1         | —          | —          | —          | —             |  |
| 423450                          | Medical, Dental, and Hospital Equipment and Supplies Merchant Wholesaler . . . . .     | 241   | 3 071             | 11 999         | 18                             | 8   | 2          | 3          | 4          | 1         | —          | —          | —          | —             |  |
| 42346                           | Ophthalmic Goods Merchant Wholesalers . . . . .  | 105   | 679               | 3 357          | 7                              | 2   | 3          | 1          | —          | 1         | —          | —          | —          | —             |  |
| 423460                          | Ophthalmic Goods Merchant Wholesalers . . . . .  | 105   | 679               | 3 357          | 7                              | 2   | 3          | 1          | —          | 1         | —          | —          | —          | —             |  |
| 4235                            | Metal and Mineral (except Petroleum) Merchant Wholesalers . . . . .                    | 586   | 6 495             | 23 691         | 32                             | 8   | 7          | 7          | 7          | 3         | —          | —          | —          | —             |  |
| 42351                           | Metal Service Centers and Other Metal Merchant Wholesalers . . . . .                   | (F)   | (D)               | (D)            | 31                             | 7   | 7          | 7          | 7          | 3         | —          | —          | —          | —             |  |
| 4236                            | Electrical and Electronic Goods Merchant Wholesalers . . . . .                         | 639   | 7 646             | 29 912         | 57                             | 23  | 15         | 8          | 9          | 1         | 1          | —          | —          | —             |  |
| 42361                           | Electrical Apparatus and Equipment, Wiring Supplies, and Related Equipme . . . . .     | 380   | 4 405             | 16 683         | 29                             | 11  | 7          | 5          | 5          | —         | 1          | —          | —          | —             |  |
| 423610                          | Electrical Apparatus and Equipment, Wiring Supplies, and Related Equipme . . . . .     | 380   | 4 405             | 16 683         | 29                             | 11  | 7          | 5          | 5          | —         | 1          | —          | —          | —             |  |

See footnotes at end of table.

**Table 6. Counties—Employees, Payroll, and Establishments by Industry: 2003—Con.**

[Excludes most government employees, railroad employees, and self-employed persons. Size class 1 to 4 includes establishments with payroll, but no employees, during mid-March pay period. (D) denotes figures withheld to avoid disclosing data for individual companies; the data are included in broader industry totals. Detailed industries with 100 or more employees are shown if industry was not a (D). For explanation of terms, abbreviations, and data reliability/comparability, see introductory text]

| NAICS code                     | Industry   | Number of employees for week including March 12 | Payroll (\$1,000) |         | Total number of establishments | Number of establishments by employment-size class |        |          |          |          |            |            |            |               |   |   |   |   |   |   |  |  |  |  |  |  |  |
|--------------------------------|--|---|-------------------|---------|--------------------------------|---|--------|----------|----------|----------|------------|------------|------------|---------------|---|---|---|---|---|---|--|--|--|--|--|--|--|
|                                |  |   | First quarter     | Annual  |                                | 1 to 4  | 5 to 9 | 10 to 19 | 20 to 49 | 50 to 99 | 100 to 249 | 250 to 499 | 500 to 999 | 1,000 or more |   |   |   |   |   |   |  |  |  |  |  |  |  |
| <b>JACKSON—Con.</b>            |  |   |                   |         |                                |   |        |          |          |          |            |            |            |               |   |   |   |   |   |   |  |  |  |  |  |  |  |
| <b>42 Wholesale trade—Con.</b> |  |   |                   |         |                                |   |        |          |          |          |            |            |            |               |   |   |   |   |   |   |  |  |  |  |  |  |  |
| 423                            | Merchant Wholesalers, Durable Goods—Con.                                 |   |                   |         |                                |   |        |          |          |          |            |            |            |               |   |   |   |   |   |   |  |  |  |  |  |  |  |
| 4236                           | Electrical and Electronic Goods Merchant Wholesalers—Con.                |   |                   |         |                                |   |        |          |          |          |            |            |            |               |   |   |   |   |   |   |  |  |  |  |  |  |  |
| 42369                          | Other Electronic Parts and Equipment Merchant Wholesalers                | 177   | 2 327             | 8 268   | 18                             | 7   | 6      | 2        | 2        | 1        | —          | —          | —          | —             | — | — | — | — | — | — |  |  |  |  |  |  |  |
| 423690                         | Other Electronic Parts and Equipment Merchant Wholesalers                | 177   | 2 327             | 8 268   | 18                             | 7   | 6      | 2        | 2        | 1        | —          | —          | —          | —             | — | — | — | — | — | — |  |  |  |  |  |  |  |
| 4237                           | Hardware, and Plumbing and Heating Equipment and Supplies Merchant Whole | 735   | 8 045             | 32 475  | 59                             | 22  | 13     | 10       | 13       | 1        | —          | —          | —          | —             | — | — | — | — | — | — |  |  |  |  |  |  |  |
| 42371                          | Hardware Merchant Wholesalers  | 239   | 2 475             | 10 049  | 20                             | 7   | 5      | 4        | 4        | —        | —          | —          | —          | —             | — | — | — | — | — | — |  |  |  |  |  |  |  |
| 423710                         | Hardware Merchant Wholesalers  | 239   | 2 475             | 10 049  | 20                             | 7   | 5      | 4        | 4        | —        | —          | —          | —          | —             | — | — | — | — | — | — |  |  |  |  |  |  |  |
| 42372                          | Plumbing and Heating Equipment and Supplies (Hydronics) Merchant Wholesa | 254   | 2 576             | 10 379  | 20                             | 7   | 3      | 4        | 6        | —        | —          | —          | —          | —             | — | — | — | — | — | — |  |  |  |  |  |  |  |
| 423720                         | Plumbing and Heating Equipment and Supplies (Hydronics) Merchant Wholesa | 254   | 2 576             | 10 379  | 20                             | 7   | 3      | 4        | 6        | —        | —          | —          | —          | —             | — | — | — | — | — | — |  |  |  |  |  |  |  |
| 42373                          | Warm Air Heating and Air-Conditioning Equipment and Supplies Merchant Wh | 137   | 1 423             | 5 996   | 11                             | 4   | 3      | 2        | 1        | 1        | —          | —          | —          | —             | — | — | — | — | — | — |  |  |  |  |  |  |  |
| 423730                         | Warm Air Heating and Air-Conditioning Equipment and Supplies Merchant Wh | 137   | 1 423             | 5 996   | 11                             | 4   | 3      | 2        | 1        | 1        | —          | —          | —          | —             | — | — | — | — | — | — |  |  |  |  |  |  |  |
| 42374                          | Refrigeration Equipment and Supplies Merchant Wholesalers                | 105   | 1 571             | 6 051   | 8                              | 4   | 2      | —        | 2        | —        | —          | —          | —          | —             | — | — | — | — | — | — |  |  |  |  |  |  |  |
| 423740                         | Refrigeration Equipment and Supplies Merchant Wholesalers                | 105   | 1 571             | 6 051   | 8                              | 4   | 2      | —        | 2        | —        | —          | —          | —          | —             | — | — | — | — | — | — |  |  |  |  |  |  |  |
| 4238                           | Machinery, Equipment, and Supplies Merchant Wholesalers                  | 2 420   | 24 788            | 100 967 | 185                            | 74  | 46     | 33       | 24       | 5        | 3          | —          | —          | —             | — | — | — | — | — | — |  |  |  |  |  |  |  |
| 42381                          | Construction and Mining (except Oil Well) Machinery and Equipment Mercha | 338   | 4 004             | 18 081  | 17                             | 5   | 6      | 2        | 3        | —        | 1          | —          | —          | —             | — | — | — | — | — | — |  |  |  |  |  |  |  |
| 423810                         | Construction and Mining (except Oil Well) Machinery and Equipment Mercha | 338   | 4 004             | 18 081  | 17                             | 5   | 6      | 2        | 3        | —        | 1          | —          | —          | —             | — | — | — | — | — | — |  |  |  |  |  |  |  |
| 42383                          | Industrial Machinery and Equipment Merchant Wholesalers                  | 1 452   | 15 585            | 62 242  | 102                            | 38  | 26     | 17       | 15       | 5        | 1          | —          | —          | —             | — | — | — | — | — | — |  |  |  |  |  |  |  |
| 423830                         | Industrial Machinery and Equipment Merchant Wholesalers                  | 1 452   | 15 585            | 62 242  | 102                            | 38  | 26     | 17       | 15       | 5        | 1          | —          | —          | —             | — | — | — | — | — | — |  |  |  |  |  |  |  |
| 42384                          | Industrial Supplies Merchant Wholesalers                                 | 255   | 2 570             | 10 883  | 31                             | 13  | 8      | 8        | 2        | —        | —          | —          | —          | —             | — | — | — | — | — | — |  |  |  |  |  |  |  |
| 423840                         | Industrial Supplies Merchant Wholesalers                                 | 255   | 2 570             | 10 883  | 31                             | 13  | 8      | 8        | 2        | —        | —          | —          | —          | —             | — | — | — | — | — | — |  |  |  |  |  |  |  |
| 42385                          | Service Establishment Equipment and Supplies Merchant Wholesalers        | 223   | 999               | 3 924   | 19                             | 10  | 6      | 2        | —        | —        | 1          | —          | —          | —             | — | — | — | — | — | — |  |  |  |  |  |  |  |
| 423850                         | Service Establishment Equipment and Supplies Merchant Wholesalers        | 223   | 999               | 3 924   | 19                             | 10  | 6      | 2        | —        | —        | 1          | —          | —          | —             | — | — | — | — | — | — |  |  |  |  |  |  |  |
| 42386                          | Transportation Equipment and Supplies (except Motor Vehicle) Merchant Wh | 103   | 1 177             | 3 870   | 8                              | 2   | —      | 4        | 2        | —        | —          | —          | —          | —             | — | — | — | — | — | — |  |  |  |  |  |  |  |
| 423860                         | Transportation Equipment and Supplies (except Motor Vehicle) Merchant Wh | 103   | 1 177             | 3 870   | 8                              | 2   | —      | 4        | 2        | —        | —          | —          | —          | —             | — | — | — | — | — | — |  |  |  |  |  |  |  |
| 4239                           | Miscellaneous Durable Goods Merchant Wholesalers                         | 666   | 5 786             | 24 182  | 65                             | 36  | 15     | 3        | 8        | 2        | 1          | —          | —          | —             | — | — | — | — | — | — |  |  |  |  |  |  |  |
| 42393                          | Recyclable Material Merchant Wholesalers                                 | 198   | 2 005             | 8 938   | 12                             | 4   | 2      | 2        | 3        | 1        | —          | —          | —          | —             | — | — | — | — | — | — |  |  |  |  |  |  |  |
| 423930                         | Recyclable Material Merchant Wholesalers                                 | 198   | 2 005             | 8 938   | 12                             | 4   | 2      | 2        | 3        | 1        | —          | —          | —          | —             | — | — | — | — | — | — |  |  |  |  |  |  |  |
| 42399                          | Other Miscellaneous Durable Goods Merchant Wholesalers                   | 346   | 2 688             | 10 313  | 27                             | 17  | 4      | 1        | 3        | 1        | 1          | —          | —          | —             | — | — | — | — | — | — |  |  |  |  |  |  |  |
| 423990                         | Other Miscellaneous Durable Goods Merchant Wholesalers                   | 346   | 2 688             | 10 313  | 27                             | 17  | 4      | 1        | 3        | 1        | 1          | —          | —          | —             | — | — | — | — | — | — |  |  |  |  |  |  |  |
| 424                            | Merchant Wholesalers, Nondurable Goods                                   | 20 420  | 114 457           | 402 390 | 270                            | 113   | 64     | 34       | 31       | 18       | 7          | 1          | 1          | 1             | 1 | 1 | 1 | 1 | 1 | 1 |  |  |  |  |  |  |  |
| 4241                           | Paper and Paper Product Merchant Wholesalers                             | 15 987  | 67 034            | 222 532 | 38                             | 11  | 13     | 6        | 3        | 2        | 2          | —          | —          | —             | — | — | — | — | — | — |  |  |  |  |  |  |  |
| 42411                          | Printing and Writing Paper Merchant Wholesalers                          | 138   | 1 247             | 5 236   | 6                              | 1   | 4      | —        | —        | —        | 1          | —          | —          | —             | — | — | — | — | — | — |  |  |  |  |  |  |  |
| 424110                         | Printing and Writing Paper Merchant Wholesalers                          | 138   | 1 247             | 5 236   | 6                              | 1   | 4      | —        | —        | —        | 1          | —          | —          | —             | — | — | — | — | — | — |  |  |  |  |  |  |  |
| 42412                          | Stationery and Office Supplies Merchant Wholesalers                      | 15 745  | 64 860            | 213 287 | 21                             | 5   | 7      | 4        | 1        | 2        | 1          | —          | —          | —             | — | — | — | — | — | — |  |  |  |  |  |  |  |
| 424120                         | Stationery and Office Supplies Merchant Wholesalers                      | 15 745  | 64 860            | 213 287 | 21                             | 5   | 7      | 4        | 1        | 2        | 1          | —          | —          | —             | — | — | — | — | — | — |  |  |  |  |  |  |  |
| 42413                          | Industrial and Personal Service Paper Merchant Wholesalers               | 104   | 927               | 4 009   | 11                             | 5   | 2      | 2        | 2        | —        | —          | —          | —          | —             | — | — | — | — | — | — |  |  |  |  |  |  |  |
| 424130                         | Industrial and Personal Service Paper Merchant Wholesalers               | 104   | 927               | 4 009   | 11                             | 5   | 2      | 2        | 2        | —        | —          | —          | —          | —             | — | — | — | — | — | — |  |  |  |  |  |  |  |
| 4242                           | Drugs and Druggists' Sundries Merchant Wholesalers                       | 858   | 14 021            | 49 220  | 20                             | 7   | 3      | 2        | 2        | 3        | 2          | 1          | —          | —             | — | — | — | — | — | — |  |  |  |  |  |  |  |
| 42421                          | Drugs and Druggists' Sundries Merchant Wholesalers                       | 858   | 14 021            | 49 220  | 20                             | 7   | 3      | 2        | 2        | 3        | 2          | 1          | —          | —             | — | — | — | — | — | — |  |  |  |  |  |  |  |
| 424210                         | Drugs and Druggists' Sundries Merchant Wholesalers                       | 858   | 14 021            | 49 220  | 20                             | 7   | 3      | 2        | 2        | 3        | 2          | 1          | —          | —             | — | — | — | — | — | — |  |  |  |  |  |  |  |
| 4243                           | Apparel, Piece Goods, and Notions Merchant Wholesalers                   | 279   | 3 157             | 9 110   | 22                             | 11  | 5      | 2        | 3        | 1        | —          | —          | —          | —             | — | — | — | — | — | — |  |  |  |  |  |  |  |
| 42432                          | Men's and Boys' Clothing and Furnishings Merchant Wholesalers            | 151   | 2 163             | 5 222   | 6                              | 3   | 1      | —        | 1        | 1        | —          | —          | —          | —             | — | — | — | — | — | — |  |  |  |  |  |  |  |
| 424320                         | Men's and Boys' Clothing and Furnishings Merchant Wholesalers            | 151   | 2 163             | 5 222   | 6                              | 3   | 1      | —        | 1        | 1        | —          | —          | —          | —             | — | — | — | — | — | — |  |  |  |  |  |  |  |
| 4244                           | Grocery and Related Product Wholesalers                                  | 1 679   | 12 434            | 49 698  | 81                             | 34  | 18     | 14       | 9        | 3        | 2          | —          | —          | —             | — | — | — | — | — | — |  |  |  |  |  |  |  |
| 42442                          | Packaged Frozen Food Merchant Wholesalers                                | 211   | 1 666             | 7 818   | 14                             | 6   | 4      | 2        | 1        | —        | 1          | —          | —          | —             | — | — | — | — | — | — |  |  |  |  |  |  |  |
| 424420                         | Packaged Frozen Food Merchant Wholesalers                                | 211   | 1 666             | 7 818   | 14                             | 6   | 4      | 2        | 1        | —        | 1          | —          | —          | —             | — | — | — | — | — | — |  |  |  |  |  |  |  |
| 42445                          | Confectionery Merchant Wholesalers                                       | 743   | 4 892             | 21 461  | 9                              | 4   | 1      | —        | 2        | 1        | —          | —          | —          | —             | — | — | — | — | — | — |  |  |  |  |  |  |  |
| 424450                         | Confectionery Merchant Wholesalers                                       | 743   | 4 892             | 21 461  | 9                              | 4   | 1      | —        | 2        | 1        | —          | —          | —          | —             | — | — | — | — | — | — |  |  |  |  |  |  |  |
| 42447                          | Meat and Meat Product Merchant Wholesalers                               | 106   | 823               | 3 850   | 10                             | 5   | 1      | 2        | 2        | —        | —          | —          | —          | —             | — | — | — | — | — | — |  |  |  |  |  |  |  |
| 424470                         | Meat and Meat Product Merchant Wholesalers                               | 106   | 823               | 3 850   | 10                             | 5   | 1      | 2        | 2        | —        | —          | —          | —          | —             | — | — | — | — | — | — |  |  |  |  |  |  |  |
| 42448                          | Fresh Fruit and Vegetable Merchant Wholesalers                           | 179   | 1 444             | 3 281   | 10                             | 6   | 1      | 1        | 1        | —        | 1          | —          | —          | —             | — | — | — | — | — | — |  |  |  |  |  |  |  |
| 424480                         | Fresh Fruit and Vegetable Merchant Wholesalers                           | 179   | 1 444             | 3 281   | 10                             | 6   | 1      | 1        | 1        | —        | 1          | —          | —          | —             | — | — | — | — | — | — |  |  |  |  |  |  |  |

See footnotes at end of table.

**Table 6. Counties—Employees, Payroll, and Establishments by Industry: 2003—Con.**

[Excludes most government employees, railroad employees, and self-employed persons. Size class 1 to 4 includes establishments with payroll, but no employees, during mid-March pay period. (D) denotes figures withheld to avoid disclosing data for individual companies; the data are included in broader industry totals. Detailed industries with 100 or more employees are shown if industry was not a (D). For explanation of terms, abbreviations, and data reliability/comparability, see introductory text]

| NAICS code   | Industry   | Number of employees for week including March 12 | Payroll (\$1,000) |                | Total number of establishments | Number of establishments by employment-size class |            |            |            |           |            |            |            |               |  |
|--------------|--|---|-------------------|----------------|--------------------------------|---|------------|------------|------------|-----------|------------|------------|------------|---------------|--|
|              |  |   | First quarter     | Annual         |                                | 1 to 4  | 5 to 9     | 10 to 19   | 20 to 49   | 50 to 99  | 100 to 249 | 250 to 499 | 500 to 999 | 1,000 or more |  |
| <b>42</b>    | <b>JACKSON—Con.</b>  |   |                   |                |                                |   |            |            |            |           |            |            |            |               |  |
|              | <b>Wholesale trade—Con.</b>  |   |                   |                |                                |   |            |            |            |           |            |            |            |               |  |
| 424          | Merchant Wholesalers, Nondurable Goods—Con.                        |   |                   |                |                                |   |            |            |            |           |            |            |            |               |  |
| 4244         | Grocery and Related Product Wholesalers—Con.                       |   |                   |                |                                |   |            |            |            |           |            |            |            |               |  |
| 42449        | Other Grocery and Related Products                                 |   |                   |                |                                |   |            |            |            |           |            |            |            |               |  |
| 424490       | Merchant Wholesalers   | 298   | 2 195             | 8 778          | 21                             | 7   | 5          | 5          | 2          | 2         | —          | —          | —          | —             |  |
|              | Other Grocery and Related Products                                 |   |                   |                |                                |   |            |            |            |           |            |            |            |               |  |
| 4246         | Chemical and Allied Products Merchant Wholesalers                  | 323   | 3 619             | 15 497         | 26                             | 11  | 6          | 4          | 3          | 2         | —          | —          | —          | —             |  |
| 42469        | Other Chemical and Allied Products Merchant Wholesalers            | 289   | 3 236             | 13 681         | 19                             | 8   | 2          | 4          | 3          | 2         | —          | —          | —          | —             |  |
| 424690       | Other Chemical and Allied Products Merchant Wholesalers            | 289   | 3 236             | 13 681         | 19                             | 8   | 2          | 4          | 3          | 2         | —          | —          | —          | —             |  |
| 4247         | Petroleum and Petroleum Products Merchant Wholesalers              | (C)   | (D)               | (D)            | 10                             | 5   | 2          | 1          | 2          | —         | —          | —          | —          | —             |  |
| 4248         | Beer, Wine, and Distilled Alcoholic Beverage Merchant Wholesalers  | 440   | 4 831             | 20 101         | 7                              | 1   | —          | 1          | —          | 4         | 1          | —          | —          | —             |  |
| 42481        | Beer and Ale Merchant Wholesalers                                  | (E)   | (D)               | (D)            | 5                              | 1   | —          | —          | —          | 4         | —          | —          | —          | —             |  |
| 42482        | Wine and Distilled Alcoholic Beverage Merchant Wholesalers         | (C)   | (D)               | (D)            | 2                              | —   | —          | 1          | —          | —         | 1          | —          | —          | —             |  |
| 4249         | Miscellaneous Nondurable Goods Merchant Wholesalers                | 664   | 6 739             | 27 868         | 59                             | 28  | 16         | 4          | 9          | 2         | —          | —          | —          | —             |  |
| 42493        | Flower, Nursery Stock, and Florists' Supplies Merchant Wholesalers | 148   | 1 077             | 4 801          | 14                             | 6   | 4          | 1          | 3          | —         | —          | —          | —          | —             |  |
| 424930       | Flower, Nursery Stock, and Florists' Supplies Merchant Wholesalers | 148   | 1 077             | 4 801          | 14                             | 6   | 4          | 1          | 3          | —         | —          | —          | —          | —             |  |
| 42499        | Other Miscellaneous Nondurable Goods Merchant Wholesalers          | 257   | 2 537             | 10 425         | 20                             | 12  | 4          | —          | 2          | 2         | —          | —          | —          | —             |  |
| 424990       | Other Miscellaneous Nondurable Goods Merchant Wholesalers          | 257   | 2 537             | 10 425         | 20                             | 12  | 4          | —          | 2          | 2         | —          | —          | —          | —             |  |
| 425          | Wholesale Electronic Markets and Agents and Brokers                | 831   | 8 580             | 39 492         | 136                            | 102   | 22         | 6          | 5          | —         | —          | 1          | —          | —             |  |
| 4251         | Wholesale Electronic Markets and Agents and Brokers                | 831   | 8 580             | 39 492         | 136                            | 102   | 22         | 6          | 5          | —         | —          | 1          | —          | —             |  |
| 42512        | Wholesale Trade Agents and Brokers                                 | (F)   | (D)               | (D)            | 133                            | 100   | 22         | 5          | 5          | —         | —          | 1          | —          | —             |  |
| <b>44-45</b> | <b>Retail trade</b>  | <b>38 190</b>                                   | <b>199 100</b>    | <b>831 411</b> | <b>2 459</b>                   | <b>995</b>  | <b>617</b> | <b>431</b> | <b>263</b> | <b>82</b> | <b>59</b>  | <b>12</b>  | —          | —             |  |
| 441          | Motor vehicle & parts dealers                                      | 5 307   | 48 556            | 203 935        | 322                            | 120   | 78         | 59         | 39         | 17        | 9          | —          | —          | —             |  |
| 4411         | Automobile dealers   | 3 304   | 34 762            | 144 140        | 144                            | 75  | 18         | 7          | 20         | 16        | 8          | —          | —          | —             |  |
| 44111        | New car dealers  | 2 926   | 31 877            | 131 172        | 66                             | 17  | 6          | 1          | 19         | 15        | 8          | —          | —          | —             |  |
| 441110       | New car dealers  | 2 926   | 31 877            | 131 172        | 66                             | 17  | 6          | 1          | 19         | 15        | 8          | —          | —          | —             |  |
| 44112        | Used car dealers   | 378   | 2 885             | 12 968         | 78                             | 58  | 12         | 6          | 1          | 1         | —          | —          | —          | —             |  |
| 441120       | Used car dealers   | 378   | 2 885             | 12 968         | 78                             | 58  | 12         | 6          | 1          | 1         | —          | —          | —          | —             |  |
| 4412         | Other motor vehicle dealers  | 417   | 2 483             | 11 934         | 32                             | 7   | 11         | 8          | 6          | —         | —          | —          | —          | —             |  |
| 44121        | Recreational vehicle dealers                                       | 119   | 777               | 3 535          | 7                              | 1   | 2          | 2          | 2          | —         | —          | —          | —          | —             |  |
| 441210       | Recreational vehicle dealers                                       | 119   | 777               | 3 535          | 7                              | 1   | 2          | 2          | 2          | —         | —          | —          | —          | —             |  |
| 44122        | Motorcycle & boat & other MV dealers                               | 298   | 1 706             | 8 399          | 25                             | 6   | 9          | 6          | 4          | —         | —          | —          | —          | —             |  |
| 441221       | Motorcycle dealers   | 190   | 1 077             | 5 104          | 14                             | 3   | 5          | 4          | 2          | —         | —          | —          | —          | —             |  |
| 4413         | Automotive parts, accessories & tire stores                        | 1 586   | 11 311            | 47 861         | 146                            | 38  | 49         | 44         | 13         | 1         | 1          | —          | —          | —             |  |
| 44131        | Automotive parts, accessories & tire stores                        | 1 141   | 7 800             | 32 868         | 104                            | 32  | 29         | 31         | 10         | 1         | 1          | —          | —          | —             |  |
| 441310       | Automotive parts, accessories & tire stores                        | 1 141   | 7 800             | 32 868         | 104                            | 32  | 29         | 31         | 10         | 1         | 1          | —          | —          | —             |  |
| 44132        | Tire dealers   | 445   | 3 511             | 14 993         | 42                             | 6   | 20         | 13         | 3          | —         | —          | —          | —          | —             |  |
| 441320       | Tire dealers   | 445   | 3 511             | 14 993         | 42                             | 6   | 20         | 13         | 3          | —         | —          | —          | —          | —             |  |
| 442          | Furniture & home furnishing stores                                 | 1 321   | 6 954             | 30 164         | 151                            | 80  | 26         | 23         | 21         | —         | 1          | —          | —          | —             |  |
| 4421         | Furniture stores   | 436   | 3 063             | 11 670         | 58                             | 31  | 9          | 12         | 6          | —         | —          | —          | —          | —             |  |
| 44211        | Furniture stores   | 436   | 3 063             | 11 670         | 58                             | 31  | 9          | 12         | 6          | —         | —          | —          | —          | —             |  |
| 442110       | Furniture stores   | 436   | 3 063             | 11 670         | 58                             | 31  | 9          | 12         | 6          | —         | —          | —          | —          | —             |  |
| 4422         | Home furnishings stores  | 885   | 3 891             | 18 494         | 93                             | 49  | 17         | 11         | 15         | —         | 1          | —          | —          | —             |  |
| 44221        | Floor covering stores  | 208   | 1 731             | 8 429          | 37                             | 21  | 11         | 3          | 2          | —         | —          | —          | —          | —             |  |
| 442210       | Floor covering stores  | 208   | 1 731             | 8 429          | 37                             | 21  | 11         | 3          | 2          | —         | —          | —          | —          | —             |  |
| 44229        | Other home furnishings stores                                      | 677   | 2 160             | 10 065         | 56                             | 28  | 6          | 8          | 13         | —         | 1          | —          | —          | —             |  |
| 443          | Electronics & appliance stores                                     | 1 029   | 5 421             | 22 915         | 103                            | 48  | 34         | 10         | 7          | 3         | 1          | —          | —          | —             |  |
| 4431         | Electronics & appliance stores                                     | 1 029   | 5 421             | 22 915         | 103                            | 48  | 34         | 10         | 7          | 3         | 1          | —          | —          | —             |  |
| 44311        | Appliance, TV & all other electronics stores                       | 862   | 4 455             | 18 914         | 75                             | 35  | 23         | 7          | 6          | 3         | 1          | —          | —          | —             |  |
| 443112       | Radio, television & other electronics stores                       | 782   | 4 024             | 16 535         | 61                             | 27  | 20         | 5          | 5          | 3         | 1          | —          | —          | —             |  |
| 44312        | Computer & software stores   | 130   | 768               | 3 217          | 22                             | 11  | 8          | 2          | 1          | —         | —          | —          | —          | —             |  |
| 443120       | Computer & software stores   | 130   | 768               | 3 217          | 22                             | 11  | 8          | 2          | 1          | —         | —          | —          | —          | —             |  |
| 444          | Bldg material & garden equip & supp dealers                        | 2 881   | 17 345            | 74 418         | 181                            | 64  | 42         | 40         | 23         | 5         | 7          | —          | —          | —             |  |
| 4441         | Building material & supplies dealers                               | 2 490   | 15 970            | 67 042         | 148                            | 53  | 35         | 30         | 19         | 4         | 7          | —          | —          | —             |  |
| 44411        | Home centers   | 1 005   | 5 803             | 22 894         | 10                             | 1   | 1          | —          | 1          | —         | 7          | —          | —          | —             |  |
| 444110       | Home centers   | 1 005   | 5 803             | 22 894         | 10                             | 1   | 1          | —          | 1          | —         | 7          | —          | —          | —             |  |
| 44412        | Paint & wallpaper stores   | 195   | 1 228             | 5 249          | 31                             | 12  | 11         | 8          | —          | —         | —          | —          | —          | —             |  |
| 444120       | Paint & wallpaper stores   | 195   | 1 228             | 5 249          | 31                             | 12  | 11         | 8          | —          | —         | —          | —          | —          | —             |  |
| 44413        | Hardware stores  | 379   | 1 458             | 6 778          | 26                             | 8   | 3          | 8          | 6          | 1         | —          | —          | —          | —             |  |
| 444130       | Hardware stores  | 379   | 1 458             | 6 778          | 26                             | 8   | 3          | 8          | 6          | 1         | —          | —          | —          | —             |  |
| 44419        | Other building material dealers                                    | 911   | 7 481             | 32 121         | 81                             | 32  | 20         | 14         | 12         | 3         | —          | —          | —          | —             |  |
| 444190       | Other building material dealers                                    | 911   | 7 481             | 32 121         | 81                             | 32  | 20         | 14         | 12         | 3         | —          | —          | —          | —             |  |
| 4442         | Lawn & garden equip & supplies stores                              | 391   | 1 375             | 7 376          | 33                             | 11  | 7          | 10         | 4          | 1         | —          | —          | —          | —             |  |
| 44422        | Nursery & garden centers   | 342   | 1 143             | 6 298          | 23                             | 5   | 4          | 9          | 4          | 1         | —          | —          | —          | —             |  |
| 444220       | Nursery & garden centers   | 342   | 1 143             | 6 298          | 23                             | 5   | 4          | 9          | 4          | 1         | —          | —          | —          | —             |  |

See footnotes at end of table.



**Table 6. Counties—Employees, Payroll, and Establishments by Industry: 2003—Con.**

[Excludes most government employees, railroad employees, and self-employed persons. Size class 1 to 4 includes establishments with payroll, but no employees, during mid-March pay period. (D) denotes figures withheld to avoid disclosing data for individual companies; the data are included in broader industry totals. Detailed industries with 100 or more employees are shown if industry was not a (D). For explanation of terms, abbreviations, and data reliability/comparability, see introductory text]

| NAICS code          | Industry   | Number of employees for week including March 12 | Payroll (\$1,000) |                  | Total number of establishments | Number of establishments by employment-size class |           |           |           |           |            |            |            |               |  |
|---------------------|--|---|-------------------|------------------|--------------------------------|---|-----------|-----------|-----------|-----------|------------|------------|------------|---------------|--|
|                     |  |   | First quarter     | Annual           |                                | 1 to 4  | 5 to 9    | 10 to 19  | 20 to 49  | 50 to 99  | 100 to 249 | 250 to 499 | 500 to 999 | 1,000 or more |  |
| <b>JACKSON—Con.</b> |  |   |                   |                  |                                |   |           |           |           |           |            |            |            |               |  |
| <b>44-45</b>        | <b>Retail trade—Con.</b>                         |   |                   |                  |                                |   |           |           |           |           |            |            |            |               |  |
|                     | Miscellaneous store retailers—Con.               |   |                   |                  |                                |   |           |           |           |           |            |            |            |               |  |
| 453                 | Other miscellaneous store retailers              | 692   | 2 828             | 13 831           | 98                             | 60  | 23        | 6         | 7         | 2         | —          | —          | —          | —             |  |
| 45391               | Pet & pet supplies stores                        | 189   | 570               | 2 727            | 22                             | 13  | 4         | 1         | 4         | —         | —          | —          | —          | —             |  |
| 453910              | Pet & pet supplies stores                        | 189   | 570               | 2 727            | 22                             | 13  | 4         | 1         | 4         | —         | —          | —          | —          | —             |  |
| 45399               | All other miscellaneous store retailers          | 445   | 1 947             | 9 838            | 56                             | 30  | 17        | 4         | 3         | 2         | —          | —          | —          | —             |  |
| 453991              | Tobacco stores                                   | 116   | 514               | 1 884            | 16                             | 7   | 6         | 1         | 2         | —         | —          | —          | —          | —             |  |
| 453998              | All other misc store retailers (exc tobacco)     | 329   | 1 433             | 7 954            | 40                             | 23  | 11        | 3         | 1         | 2         | —          | —          | —          | —             |  |
| 454                 | Nonstore retailers                               | 1 685   | 13 389            | 53 701           | 128                            | 70  | 23        | 18        | 11        | 3         | 2          | 1          | —          | —             |  |
| 4541                | Electronic shopping & mail-order houses          | 1 036   | 8 704             | 35 241           | 42                             | 22  | 7         | 2         | 6         | 2         | 2          | 1          | —          | —             |  |
| 45411               | Electronic shopping & mail-order houses          | 1 036   | 8 704             | 35 241           | 42                             | 22  | 7         | 2         | 6         | 2         | 2          | 1          | —          | —             |  |
| 454111              | Electronic Shopping                              | 295   | 3 616             | 14 993           | 22                             | 12  | 3         | 1         | 4         | 2         | —          | —          | —          | —             |  |
| 454113              | Mail-Order Houses                                | 741   | 5 088             | 20 248           | 20                             | 10  | 4         | 1         | 2         | —         | 2          | 1          | —          | —             |  |
| 4542                | Vending machine operators                        | 184   | 1 050             | 4 361            | 34                             | 21  | 7         | 6         | —         | —         | —          | —          | —          | —             |  |
| 45421               | Vending machine operators                        | 184   | 1 050             | 4 361            | 34                             | 21  | 7         | 6         | —         | —         | —          | —          | —          | —             |  |
| 454210              | Vending machine operators                        | 184   | 1 050             | 4 361            | 34                             | 21  | 7         | 6         | —         | —         | —          | —          | —          | —             |  |
| 4543                | Direct selling establishments                    | 465   | 3 635             | 14 099           | 52                             | 27  | 9         | 10        | 5         | 1         | —          | —          | —          | —             |  |
| 45439               | Other direct selling establishments              | (E)   | (D)               | (D)              | 49                             | 27  | 9         | 9         | 3         | 1         | —          | —          | —          | —             |  |
| <b>48-49</b>        | <b>Transportation &amp; warehousing</b>          | <b>7 581</b>                                    | <b>55 556</b>     | <b>231 208</b>   | <b>410</b>                     | <b>219</b>  | <b>68</b> | <b>50</b> | <b>42</b> | <b>14</b> | <b>11</b>  | <b>5</b>   | <b>1</b>   | <b>—</b>      |  |
| 484                 | Truck transportation                             | 3 810   | 31 244            | 133 349          | 214                            | 123   | 37        | 20        | 22        | 6         | 2          | 3          | 1          | —             |  |
| 4841                | General freight trucking                         | 2 934   | 25 577            | 106 698          | 105                            | 59  | 17        | 7         | 13        | 3         | 2          | 3          | 1          | —             |  |
| 48411               | General freight trucking, local                  | 213   | 1 487             | 6 512            | 40                             | 26  | 8         | 3         | 3         | —         | —          | —          | —          | —             |  |
| 484110              | General freight trucking, local                  | 213   | 1 487             | 6 512            | 40                             | 26  | 8         | 3         | 3         | —         | —          | —          | —          | —             |  |
| 48412               | General freight trucking, long-distance          | 2 721   | 24 090            | 100 186          | 65                             | 33  | 9         | 4         | 10        | 3         | 2          | 3          | 1          | —             |  |
| 484121              | General freight trucking, long-distance, TL      | 1 654   | 12 245            | 52 080           | 52                             | 27  | 7         | 3         | 9         | 2         | 1          | 3          | —          | —             |  |
| 484122              | General freight trucking, long-distance, LTL     | 1 067   | 11 845            | 48 106           | 13                             | 6   | 2         | 1         | 1         | 1         | 1          | —          | 1          | —             |  |
| 4842                | Specialized freight trucking                     | 876   | 5 667             | 26 651           | 109                            | 64  | 20        | 13        | 9         | 3         | —          | —          | —          | —             |  |
| 48421               | Used household & office goods moving             | 373   | 2 022             | 9 123            | 28                             | 7   | 9         | 8         | 2         | 2         | —          | —          | —          | —             |  |
| 484210              | Used household & office goods moving             | 373   | 2 022             | 9 123            | 28                             | 7   | 9         | 8         | 2         | 2         | —          | —          | —          | —             |  |
| 48422               | Specialized freight (exc used) trucking, local   | 366   | 2 592             | 13 506           | 65                             | 50  | 7         | 2         | 5         | 1         | —          | —          | —          | —             |  |
| 484220              | Specialized freight (exc used) trucking, local   | 366   | 2 592             | 13 506           | 65                             | 50  | 7         | 2         | 5         | 1         | —          | —          | —          | —             |  |
| 48423               | Specialized freight (exc used) trucking, LDist   | 137   | 1 053             | 4 022            | 16                             | 7   | 4         | 3         | 2         | —         | —          | —          | —          | —             |  |
| 484230              | Specialized freight (exc used) trucking, LDist   | 137   | 1 053             | 4 022            | 16                             | 7   | 4         | 3         | 2         | —         | —          | —          | —          | —             |  |
| 485                 | Transit & ground passenger transportation        | 1 356   | 5 336             | 20 311           | 34                             | 14  | 2         | 8         | 3         | 1         | 5          | 1          | —          | —             |  |
| 4854                | School & employee bus transportation             | 1 078   | 3 907             | 14 823           | 8                              | 1   | —         | —         | —         | 1         | 5          | 1          | —          | —             |  |
| 48541               | School & employee bus transportation             | 1 078   | 3 907             | 14 823           | 8                              | 1   | —         | —         | —         | 1         | 5          | 1          | —          | —             |  |
| 485410              | School & employee bus transportation             | 1 078   | 3 907             | 14 823           | 8                              | 1   | —         | —         | —         | 1         | 5          | 1          | —          | —             |  |
| 4859                | Oth transit & ground passenger transportation    | 128   | 550               | 1 865            | 11                             | 4   | 1         | 5         | 1         | —         | —          | —          | —          | —             |  |
| 48599               | Oth transit & ground passenger transportation    | 128   | 550               | 1 865            | 11                             | 4   | 1         | 5         | 1         | —         | —          | —          | —          | —             |  |
| 488                 | Transportation support activities                | 398   | 3 271             | 13 989           | 63                             | 42  | 9         | 7         | 5         | —         | —          | —          | —          | —             |  |
| 4885                | Freight transportation arrangement               | 250   | 2 405             | 10 543           | 36                             | 23  | 6         | 3         | 4         | —         | —          | —          | —          | —             |  |
| 48851               | Freight transportation arrangement               | 250   | 2 405             | 10 543           | 36                             | 23  | 6         | 3         | 4         | —         | —          | —          | —          | —             |  |
| 488510              | Freight transportation arrangement               | 250   | 2 405             | 10 543           | 36                             | 23  | 6         | 3         | 4         | —         | —          | —          | —          | —             |  |
| 492                 | Couriers & messengers                            | 362   | 2 654             | 11 286           | 29                             | 18  | 6         | 2         | 1         | 1         | 1          | —          | —          | —             |  |
| 4921                | Couriers   | 301   | 2 304             | 9 705            | 14                             | 9   | 1         | 1         | 1         | 1         | 1          | —          | —          | —             |  |
| 49211               | Couriers   | 301   | 2 304             | 9 705            | 14                             | 9   | 1         | 1         | 1         | 1         | 1          | —          | —          | —             |  |
| 492110              | Couriers   | 301   | 2 304             | 9 705            | 14                             | 9   | 1         | 1         | 1         | 1         | 1          | —          | —          | —             |  |
| 493                 | Warehousing & storage                            | 1 577   | 12 704            | 50 776           | 61                             | 17  | 12        | 13        | 9         | 6         | 3          | 1          | —          | —             |  |
| 4931                | Warehousing & storage                            | 1 577   | 12 704            | 50 776           | 61                             | 17  | 12        | 13        | 9         | 6         | 3          | 1          | —          | —             |  |
| 49311               | General warehousing & storage                    | 1 326   | 10 229            | 39 668           | 47                             | 12  | 10        | 10        | 8         | 3         | 3          | 1          | —          | —             |  |
| 493110              | General warehousing & storage                    | 1 326   | 10 229            | 39 668           | 47                             | 12  | 10        | 10        | 8         | 3         | 3          | 1          | —          | —             |  |
| 49312               | Refrigerated warehousing & storage               | (C)   | (D)               | (D)              | 5                              | —   | 1         | 1         | 1         | 2         | —          | —          | —          | —             |  |
| <b>51</b>           | <b>Information</b>                               | <b>24 828</b>                                   | <b>398 236</b>    | <b>1 330 545</b> | <b>349</b>                     | <b>155</b>  | <b>51</b> | <b>49</b> | <b>31</b> | <b>26</b> | <b>17</b>  | <b>11</b>  | <b>5</b>   | <b>4</b>      |  |
| 511                 | Publishing industries                            | 7 000   | 112 871           | 365 333          | 76                             | 35  | 10        | 14        | 6         | 6         | 2          | 1          | —          | 2             |  |
| 5111                | Newspaper, periodical, book, database publishers | 6 405   | 105 259           | 339 833          | 60                             | 29  | 8         | 9         | 6         | 5         | 1          | —          | —          | 2             |  |
| 51111               | Newspaper publishers                             | 1 929   | 16 694            | 70 026           | 21                             | 9   | 4         | 1         | 3         | 3         | —          | —          | —          | 1             |  |
| 511110              | Newspaper publishers                             | 1 929   | 16 694            | 70 026           | 21                             | 9   | 4         | 1         | 3         | 3         | —          | —          | —          | 1             |  |
| 51112               | Periodical publishers                            | 224   | 2 654             | 10 824           | 16                             | 5   | 2         | 7         | 1         | 1         | —          | —          | —          | —             |  |
| 511120              | Periodical publishers                            | 224   | 2 654             | 10 824           | 16                             | 5   | 2         | 7         | 1         | 1         | —          | —          | —          | —             |  |
| 51113               | Book publishers                                  | (E)   | (D)               | (D)              | 10                             | 8   | —         | —         | —         | 1         | 1          | —          | —          | —             |  |
| 51119               | Other publishers                                 | (H)   | (D)               | (D)              | 8                              | 4   | 1         | 1         | 1         | —         | —          | —          | —          | 1             |  |
| 5112                | Software publishers                              | 595   | 7 612             | 25 500           | 16                             | 6   | 2         | 5         | —         | 1         | 1          | 1          | —          | —             |  |
| 51121               | Software publishers                              | 595   | 7 612             | 25 500           | 16                             | 6   | 2         | 5         | —         | 1         | 1          | 1          | —          | —             |  |
| 511210              | Software publishers                              | 595   | 7 612             | 25 500           | 16                             | 6   | 2         | 5         | —         | 1         | 1          | 1          | —          | —             |  |
| 512                 | Motion picture & sound recording industries      | 646   | 10 306            | 41 663           | 39                             | 22  | 5         | 4         | 2         | 4         | 2          | —          | —          | —             |  |
| 5121                | Motion picture & video industries                | 615   | 9 876             | 39 763           | 32                             | 17  | 4         | 3         | 2         | 4         | 2          | —          | —          | —             |  |
| 51211               | Motion picture & video production                | (C)   | (D)               | (D)              | 18                             | 14  | 3         | —         | —         | —         | 1          | —          | —          | —             |  |
| 51213               | Motion picture & video exhibition                | 414   | 1 042             | 3 999            | 9                              | 1   | 1         | —         | 2         | 4         | 1          | —          | —          | —             |  |
| 512131              | Motion picture theaters (except drive-ins)       | 414   | 1 042             | 3 999            | 9                              | 1   | 1         | —         | 2         | 4         | 1          | —          | —          | —             |  |
| 515                 | Broadcasting (except Internet)                   | 932   | 11 487            | 46 696           | 18                             | 6   | 3         | —         | 3         | 2         | 4          | —          | —          | —             |  |
| 5151                | Radio and Television Broadcasting                | 932   | 11 487            | 46 696           | 18                             | 6   | 3         | —         | 3         | 2         | 4          | —          | —          | —             |  |
| 51511               | Radio Broadcasting                               | 271   | 2 671             | 11 172           | 9                              | 3   | 3         | —         | 1         | 1         | 1          | —          | —          | —             |  |
| 515112              | Radio Stations                                   | 271   | 2 671             | 11 172           | 9                              | 3   | 3         | —         | 1         | 1         | 1          | —          | —          | —             |  |
| 51512               | Television Broadcasting                          | 661   | 8 816             | 35 524           | 9                              | 3   | —         | —         | 2         | 1         | 3          | —          | —          | —             |  |
| 515120              | Television Broadcasting                          | 661   | 8 816             | 35 524           | 9                              | 3   | —         | —         | 2         | 1         | 3          | —          | —          | —             |  |

See footnotes at end of table.

**Table 6. Counties—Employees, Payroll, and Establishments by Industry: 2003—Con.**

[Excludes most government employees, railroad employees, and self-employed persons. Size class 1 to 4 includes establishments with payroll, but no employees, during mid-March pay period. (D) denotes figures withheld to avoid disclosing data for individual companies; the data are included in broader industry totals. Detailed industries with 100 or more employees are shown if industry was not a (D). For explanation of terms, abbreviations, and data reliability/comparability, see introductory text]

| NAICS code                 | Industry   | Number of employees for week including March 12 | Payroll (\$1,000) |                  | Total number of establishments | Number of establishments by employment-size class |            |            |           |           |            |            |            |               |
|----------------------------|--|---|-------------------|------------------|--------------------------------|---|------------|------------|-----------|-----------|------------|------------|------------|---------------|
|                            |  |   | First quarter     | Annual           |                                | 1 to 4  | 5 to 9     | 10 to 19   | 20 to 49  | 50 to 99  | 100 to 249 | 250 to 499 | 500 to 999 | 1,000 or more |
| <b>JACKSON—Con.</b>        |  |   |                   |                  |                                |   |            |            |           |           |            |            |            |               |
| <b>51 Information—Con.</b> |  |   |                   |                  |                                |   |            |            |           |           |            |            |            |               |
| 517                        | Telecommunications   | 10 361  | 175 327           | 571 192          | 147                            | 63  | 23         | 17         | 16        | 9         | 6          | 7          | 5          | 1             |
| 5171                       | Wired Telecommunications Carriers  | 8 266   | 138 276           | 464 654          | 105                            | 47  | 13         | 11         | 12        | 7         | 5          | 5          | 4          | 1             |
| 51711                      | Wired Telecommunications Carriers  | 8 266   | 138 276           | 464 654          | 105                            | 47  | 13         | 11         | 12        | 7         | 5          | 5          | 4          | 1             |
| 517110                     | Wired Telecommunications Carriers  | 8 266   | 138 276           | 464 654          | 105                            | 47  | 13         | 11         | 12        | 7         | 5          | 5          | 4          | 1             |
| 5172                       | Wireless Telecommunications Carriers (except Satellite)                  | 174   | 1 715             | 6 539            | 23                             | 8   | 8          | 5          | 2         | —         | —          | —          | —          | —             |
| 51721                      | Wireless Telecommunications Carriers (except Satellite)                  | 174   | 1 715             | 6 539            | 23                             | 8   | 8          | 5          | 2         | —         | —          | —          | —          | —             |
| 5173                       | Telecommunications Resellers   | (E)   | (D)               | (D)              | 8                              | 3   | 2          | 1          | 1         | —         | —          | 1          | —          | —             |
| 51731                      | Telecommunications Resellers   | (E)   | (D)               | (D)              | 8                              | 3   | 2          | 1          | 1         | —         | —          | 1          | —          | —             |
| 5174                       | Satellite Telecommunications   | (E)   | (D)               | (D)              | 2                              | 1   | —          | —          | —         | —         | —          | 1          | —          | —             |
| 51741                      | Satellite Telecommunications   | (E)   | (D)               | (D)              | 2                              | 1   | —          | —          | —         | —         | —          | 1          | —          | —             |
| 5175                       | Cable and Other Program Distribution                                     | (G)   | (D)               | (D)              | 8                              | 4   | —          | —          | —         | 2         | 1          | —          | 1          | —             |
| 51751                      | Cable and Other Program Distribution                                     | (G)   | (D)               | (D)              | 8                              | 4   | —          | —          | —         | 2         | 1          | —          | 1          | —             |
| 518                        | Internet Service Providers, Web Search Portals, and Data Processing Serv | 5 278   | 83 970            | 290 510          | 49                             | 23  | 8          | 6          | 4         | 3         | 1          | 3          | —          | 1             |
| 5182                       | Data Processing, Hosting, and Related Services                           | 5 230   | 83 426            | 288 437          | 43                             | 21  | 6          | 5          | 3         | 3         | 1          | 3          | —          | 1             |
| 51821                      | Data Processing, Hosting, and Related Services                           | 5 230   | 83 426            | 288 437          | 43                             | 21  | 6          | 5          | 3         | 3         | 1          | 3          | —          | 1             |
| 518210                     | Data Processing, Hosting, and Related Services                           | 5 230   | 83 426            | 288 437          | 43                             | 21  | 6          | 5          | 3         | 3         | 1          | 3          | —          | 1             |
| 519                        | Other Information Services   | (F)   | (D)               | (D)              | 17                             | 4   | 2          | 7          | —         | 2         | 2          | —          | —          | —             |
| 5191                       | Other Information Services   | (F)   | (D)               | (D)              | 17                             | 4   | 2          | 7          | —         | 2         | 2          | —          | —          | —             |
| 51911                      | News Syndicates  | (C)   | (D)               | (D)              | 2                              | —   | —          | —          | —         | 2         | —          | —          | —          | —             |
| 51912                      | Libraries and Archives   | 453   | 2 042             | 7 996            | 15                             | 4   | 2          | 7          | —         | —         | 2          | —          | —          | —             |
| 519120                     | Libraries and Archives   | 453   | 2 042             | 7 996            | 15                             | 4   | 2          | 7          | —         | —         | 2          | —          | —          | —             |
| <b>52</b>                  | <b>Finance &amp; insurance</b>   | <b>30 082</b>                                   | <b>453 428</b>    | <b>1 622 720</b> | <b>1 272</b>                   | <b>704</b>  | <b>257</b> | <b>150</b> | <b>86</b> | <b>25</b> | <b>25</b>  | <b>13</b>  | <b>8</b>   | <b>4</b>      |
| 521                        | Monetary authorities - central bank                                      | (G)   | (D)               | (D)              | 1                              | —   | —          | —          | —         | —         | —          | —          | —          | 1             |
| 5211                       | Monetary authorities - central bank                                      | (G)   | (D)               | (D)              | 1                              | —   | —          | —          | —         | —         | —          | —          | —          | 1             |
| 52111                      | Monetary authorities - central bank                                      | (G)   | (D)               | (D)              | 1                              | —   | —          | —          | —         | —         | —          | —          | —          | 1             |
| 522                        | Credit intermediation & related activities                               | (I)   | (D)               | (D)              | 505                            | 186   | 148        | 104        | 43        | 6         | 9          | 6          | 3          | —             |
| 5221                       | Depository credit intermediation   | 7 801   | 81 822            | 323 159          | 248                            | 34  | 75         | 86         | 33        | 3         | 9          | 5          | 3          | —             |
| 52211                      | Commercial banking   | 6 744   | 72 683            | 284 416          | 173                            | 15  | 53         | 64         | 25        | 1         | 7          | 5          | 3          | —             |
| 522110                     | Commercial banking   | 6 744   | 72 683            | 284 416          | 173                            | 15  | 53         | 64         | 25        | 1         | 7          | 5          | 3          | —             |
| 52212                      | Savings institutions   | 506   | 5 408             | 22 819           | 28                             | 2   | 12         | 8          | 3         | 2         | 1          | —          | —          | —             |
| 522120                     | Savings institutions   | 506   | 5 408             | 22 819           | 28                             | 2   | 12         | 8          | 3         | 2         | 1          | —          | —          | —             |
| 52213                      | Credit unions  | 551   | 3 731             | 15 924           | 47                             | 17  | 10         | 14         | 5         | —         | 1          | —          | —          | —             |
| 522130                     | Credit unions  | 551   | 3 731             | 15 924           | 47                             | 17  | 10         | 14         | 5         | —         | 1          | —          | —          | —             |
| 5222                       | Nondepository credit intermediation                                      | 1 195   | 14 826            | 77 534           | 162                            | 91  | 53         | 11         | 5         | 1         | —          | 1          | —          | —             |
| 52222                      | Sales financing  | 122   | 2 006             | 7 769            | 22                             | 11  | 8          | 2          | 1         | —         | —          | —          | —          | —             |
| 522220                     | Sales financing  | 122   | 2 006             | 7 769            | 22                             | 11  | 8          | 2          | 1         | —         | —          | —          | —          | —             |
| 52229                      | Other nondepository credit intermediation                                | 1 073   | 12 820            | 69 765           | 140                            | 80  | 45         | 9          | 4         | 1         | —          | 1          | —          | —             |
| 522291                     | Consumer lending   | 250   | 1 901             | 8 420            | 58                             | 36  | 20         | 1          | 1         | —         | —          | —          | —          | —             |
| 522292                     | Real estate credit   | 646   | 9 684             | 56 136           | 56                             | 35  | 12         | 5          | 2         | 1         | —          | 1          | —          | —             |
| 5223                       | Activities related to credit intermediation                              | (F)   | (D)               | (D)              | 95                             | 61  | 20         | 7          | 5         | 2         | —          | —          | —          | —             |
| 52231                      | Mortgage & nonmortgage brokers   | 334   | 3 342             | 14 032           | 50                             | 32  | 8          | 6          | 4         | —         | —          | —          | —          | —             |
| 522310                     | Mortgage & nonmortgage brokers   | 334   | 3 342             | 14 032           | 50                             | 32  | 8          | 6          | 4         | —         | —          | —          | —          | —             |
| 52239                      | Other credit intermediation activities                                   | 221   | 1 643             | 7 672            | 40                             | 27  | 12         | —          | —         | 1         | —          | —          | —          | —             |
| 522390                     | Other credit intermediation activities                                   | 221   | 1 643             | 7 672            | 40                             | 27  | 12         | —          | —         | 1         | —          | —          | —          | —             |
| 523                        | Security, commodity contracts & like activity                            | 6 266   | 166 275           | 452 572          | 228                            | 166   | 27         | 11         | 11        | 6         | 3          | 2          | 1          | 1             |
| 5231                       | Scrtcy & comdty contracts intermed & brokerage                           | (G)   | (D)               | (D)              | 134                            | 102   | 11         | 8          | 7         | 4         | 2          | —          | —          | —             |
| 52311                      | Investment banking & securities dealing                                  | 174   | 4 891             | 21 474           | 13                             | 5   | 3          | 2          | 3         | —         | —          | —          | —          | —             |
| 523110                     | Investment banking & securities dealing                                  | 174   | 4 891             | 21 474           | 13                             | 5   | 3          | 2          | 3         | —         | —          | —          | —          | —             |
| 52312                      | Securities brokerage   | 894   | 23 611            | 80 633           | 107                            | 86  | 7          | 4          | 4         | 4         | 2          | —          | —          | —             |
| 523120                     | Securities brokerage   | 894   | 23 611            | 80 633           | 107                            | 86  | 7          | 4          | 4         | 4         | 2          | —          | —          | —             |
| 5239                       | Other financial investment activities                                    | 5 128   | 136 798           | 346 367          | 93                             | 64  | 16         | 3          | 3         | 2         | 1          | 2          | 1          | 1             |
| 52391                      | Miscellaneous intermediation   | 301   | 4 863             | 19 288           | 19                             | 13  | 4          | 1          | —         | —         | 1          | —          | —          | —             |
| 523910                     | Miscellaneous intermediation   | 301   | 4 863             | 19 288           | 19                             | 13  | 4          | 1          | —         | —         | 1          | —          | —          | —             |
| 52393                      | Investment advice  | 181   | 2 207             | 7 638            | 39                             | 30  | 6          | 1          | 1         | 1         | —          | —          | —          | —             |
| 523930                     | Investment advice  | 181   | 2 207             | 7 638            | 39                             | 30  | 6          | 1          | 1         | 1         | —          | —          | —          | —             |
| 52399                      | All other financial investment activities                                | 4 577   | 128 225           | 313 267          | 13                             | 6   | —          | —          | 2         | 1         | —          | 2          | 1          | 1             |
| 524                        | Insurance carriers & related activities                                  | 10 779  | 136 935           | 537 754          | 533                            | 350   | 82         | 35         | 30        | 13        | 13         | 5          | 4          | 1             |
| 5241                       | Insurance carriers   | 7 004   | 95 434            | 356 159          | 104                            | 44  | 13         | 9          | 16        | 7         | 8          | 2          | 4          | 1             |
| 52411                      | Direct life, health, medical insurance carriers                          | 5 218   | 72 051            | 255 598          | 39                             | 13  | 1          | 5          | 6         | 2         | 6          | 2          | 3          | 1             |
| 524113                     | Direct life insurance carriers   | 2 747   | 38 985            | 137 798          | 25                             | 10  | 1          | 4          | 4         | 2         | 1          | 1          | 1          | 1             |
| 524114                     | Direct health & medical insurance carriers                               | 2 471   | 33 066            | 117 800          | 14                             | 3   | —          | 1          | 2         | —         | 5          | 1          | 2          | —             |
| 52412                      | Other direct insurance carriers  | (G)   | (D)               | (D)              | 60                             | 27  | 12         | 4          | 10        | 5         | 2          | —          | —          | —             |
| 524126                     | Direct property & casualty insurance carriers                            | 795   | 11 825            | 44 749           | 36                             | 14  | 6          | 4          | 7         | 4         | 1          | —          | —          | —             |
| 52413                      | Reinsurance carriers   | (F)   | (D)               | (D)              | 5                              | 4   | —          | —          | —         | —         | —          | —          | 1          | —             |
| 5242                       | Agencies & other insurance related activities                            | 3 775   | 41 501            | 181 595          | 429                            | 306   | 69         | 26         | 14        | 6         | 5          | 3          | —          | —             |
| 52421                      | Insurance agencies & brokerages  | 2 993   | 34 437            | 151 837          | 385                            | 285   | 62         | 17         | 11        | 4         | 4          | 2          | —          | —             |
| 524210                     | Insurance agencies & brokerages  | 2 993   | 34 437            | 151 837          | 385                            | 285   | 62         | 17         | 11        | 4         | 4          | 2          | —          | —             |
| 52429                      | Other insurance related activities                                       | 782   | 7 064             | 29 758           | 44                             | 21  | 7          | 9          | 3         | 2         | 1          | 1          | —          | —             |
| 524292                     | Insurance & pension funds, third party admin                             | 365   | 3 285             | 13 119           | 17                             | 5   | 4          | 3          | 2         | 2         | 1          | —          | —          | —             |
| 524298                     | All other insurance related activities                                   | 329   | 2 508             | 12 310           | 12                             | 8   | 1          | 1          | —         | —         | —          | 1          | —          | —             |
| 525                        | Funds, trusts, & other financial vehicles (part)                         | (G)   | (D)               | (D)              | 5                              | 2   | —          | —          | 2         | —         | —          | —          | —          | 1             |
| 5259                       | Other investment pools & funds   | (G)   | (D)               | (D)              | 5                              | 2   | —          | —          | 2         | —         | —          | —          | —          | 1             |
| 52593                      | Real estate investment trusts  | (G)   | (D)               | (D)              | 3                              | —   | —          | —          | 2         | —         | —          | —          | —          | 1             |

See footnotes at end of table.



**Table 6. Counties—Employees, Payroll, and Establishments by Industry: 2003—Con.**

[Excludes most government employees, railroad employees, and self-employed persons. Size class 1 to 4 includes establishments with payroll, but no employees, during mid-March pay period. (D) denotes figures withheld to avoid disclosing data for individual companies; the data are included in broader industry totals. Detailed industries with 100 or more employees are shown if industry was not a (D). For explanation of terms, abbreviations, and data reliability/comparability, see introductory text]

| NAICS code          | Industry   | Number of employees for week including March 12 | Payroll (\$1,000) |                  | Total number of establishments | Number of establishments by employment-size class |            |            |            |           |            |            |            |               |
|---------------------|--|---|-------------------|------------------|--------------------------------|---|------------|------------|------------|-----------|------------|------------|------------|---------------|
|                     |  |   | First quarter     | Annual           |                                | 1 to 4  | 5 to 9     | 10 to 19   | 20 to 49   | 50 to 99  | 100 to 249 | 250 to 499 | 500 to 999 | 1,000 or more |
| <b>JACKSON—Con.</b> |  |   |                   |                  |                                |   |            |            |            |           |            |            |            |               |
| <b>53</b>           | <b>Real estate &amp; rental &amp; leasing</b>            | <b>6 219</b>                                    | <b>42 061</b>     | <b>172 205</b>   | <b>815</b>                     | <b>521</b>  | <b>138</b> | <b>103</b> | <b>31</b>  | <b>12</b> | <b>10</b>  | —          | —          | —             |
| 531                 | Real estate  | 4 110   | 29 164            | 119 504          | 627                            | 449   | 96         | 50         | 16         | 7         | 9          | —          | —          | —             |
| 5311                | Lessors of real estate                                   | 1 857   | 11 665            | 45 638           | 326                            | 225   | 58         | 32         | 7          | 1         | 3          | —          | —          | —             |
| 53111               | Lessors of residential buildings & dwellings             | 992   | 5 046             | 21 500           | 188                            | 124   | 38         | 22         | 3          | —         | 1          | —          | —          | —             |
| 531110              | Lessors of residential buildings & dwellings             | 992   | 5 046             | 21 500           | 188                            | 124   | 38         | 22         | 3          | —         | 1          | —          | —          | —             |
| 53112               | Lessors of nonres bldg (exc miniwarehouses)              | 689   | 5 933             | 20 883           | 86                             | 62  | 9          | 8          | 4          | 1         | 2          | —          | —          | —             |
| 531120              | Lessors of nonres bldg (exc miniwarehouses)              | 689   | 5 933             | 20 883           | 86                             | 62  | 9          | 8          | 4          | 1         | 2          | —          | —          | —             |
| 53113               | Lessors of miniwarehouses & self storage units           | 111   | 377               | 1 675            | 37                             | 27  | 9          | 1          | —          | —         | —          | —          | —          | —             |
| 531130              | Lessors of miniwarehouses & self storage units           | 111   | 377               | 1 675            | 37                             | 27  | 9          | 1          | —          | —         | —          | —          | —          | —             |
| 5312                | Offices of real estate agents & brokers                  | 650   | 5 679             | 24 065           | 140                            | 110   | 19         | 5          | 4          | 1         | 1          | —          | —          | —             |
| 53121               | Offices of real estate agents & brokers                  | 650   | 5 679             | 24 065           | 140                            | 110   | 19         | 5          | 4          | 1         | 1          | —          | —          | —             |
| 531210              | Offices of real estate agents & brokers                  | 650   | 5 679             | 24 065           | 140                            | 110   | 19         | 5          | 4          | 1         | 1          | —          | —          | —             |
| 5313                | Activities related to real estate                        | 1 603   | 11 820            | 49 801           | 161                            | 114   | 19         | 13         | 5          | 5         | 5          | —          | —          | —             |
| 53131               | Real estate property managers                            | 1 388   | 10 006            | 41 277           | 89                             | 54  | 12         | 10         | 3          | 5         | 5          | —          | —          | —             |
| 531311              | Residential property managers                            | 960   | 5 460             | 23 292           | 62                             | 37  | 9          | 2          | 1          | 4         | 1          | —          | —          | —             |
| 531312              | Nonresidential property managers                         | 428   | 4 546             | 17 985           | 27                             | 17  | 3          | 1          | 1          | 4         | 1          | —          | —          | —             |
| 53132               | Offices of real estate appraisers                        | 115   | 1 095             | 5 376            | 38                             | 32  | 4          | 1          | 1          | —         | —          | —          | —          | —             |
| 531320              | Offices of real estate appraisers                        | 115   | 1 095             | 5 376            | 38                             | 32  | 4          | 1          | 1          | —         | —          | —          | —          | —             |
| 53139               | Other activities related to real estate                  | 100   | 719               | 3 148            | 34                             | 28  | 3          | 2          | 1          | —         | —          | —          | —          | —             |
| 531390              | Other activities related to real estate                  | 100   | 719               | 3 148            | 34                             | 28  | 3          | 2          | 1          | —         | —          | —          | —          | —             |
| 532                 | Rental & leasing services                                | 1 986   | 11 519            | 46 454           | 175                            | 65  | 41         | 49         | 15         | 4         | 1          | —          | —          | —             |
| 5321                | Automotive equipment rental & leasing                    | 292   | 2 228             | 7 412            | 27                             | 13  | 5          | 5          | 3          | 1         | —          | —          | —          | —             |
| 53211               | Passenger car rental & leasing                           | 118   | 805               | 11 570           | 8                              | 1   | 1          | —          | —          | 1         | —          | —          | —          | —             |
| 53212               | Truck, utility trailer & RV rental & leasing             | 174   | 1 423             | 5 842            | 16                             | 5   | 4          | 4          | 3          | —         | —          | —          | —          | —             |
| 532120              | Truck, utility trailer & RV rental & leasing             | 174   | 1 423             | 5 842            | 16                             | 5   | 4          | 4          | 3          | —         | —          | —          | —          | —             |
| 5322                | Consumer goods rental                                    | 1 180   | 4 801             | 19 383           | 92                             | 28  | 25         | 29         | 6          | 3         | 1          | —          | —          | —             |
| 53221               | Consumer electronics & appliances rental                 | 130   | 1 056             | 4 252            | 20                             | 7   | 11         | 1          | —          | —         | —          | —          | —          | —             |
| 532210              | Consumer electronics & appliances rental                 | 130   | 1 056             | 4 252            | 20                             | 7   | 11         | 1          | —          | —         | —          | —          | —          | —             |
| 53223               | Video tape & disc rental                                 | 749   | 1 778             | 6 901            | 43                             | 8   | 6          | 23         | 4          | 1         | 1          | —          | —          | —             |
| 532230              | Video tape & disc rental                                 | 749   | 1 778             | 6 901            | 43                             | 8   | 6          | 23         | 4          | 1         | 1          | —          | —          | —             |
| 53229               | Other consumer goods rental                              | 253   | 1 844             | 7 724            | 22                             | 10  | 6          | 3          | 1          | 2         | —          | —          | —          | —             |
| 532299              | All other consumer goods rental                          | 206   | 1 411             | 5 969            | 15                             | 7   | 4          | 1          | 1          | 2         | —          | —          | —          | —             |
| 5323                | General rental centers                                   | 180   | 1 259             | 6 118            | 23                             | 9   | 6          | 7          | 1          | —         | —          | —          | —          | —             |
| 53231               | General rental centers                                   | 180   | 1 259             | 6 118            | 23                             | 9   | 6          | 7          | 1          | —         | —          | —          | —          | —             |
| 532310              | General rental centers                                   | 180   | 1 259             | 6 118            | 23                             | 9   | 6          | 7          | 1          | —         | —          | —          | —          | —             |
| 5324                | Commercial, industrial equip rental & leasing            | 334   | 3 231             | 13 541           | 33                             | 15  | 5          | 8          | 5          | —         | —          | —          | —          | —             |
| 53241               | Const, trans, mining equip rental & leasing              | (C)   | (D)               | (D)              | 13                             | 5   | 3          | 3          | 2          | —         | —          | —          | —          | —             |
| 53249               | Oth commercial, industrial equip rental, lease           | 201   | 1 821             | 7 693            | 18                             | 8   | 2          | 5          | 3          | —         | —          | —          | —          | —             |
| 532490              | Oth commercial, industrial equip rental, lease           | 201   | 1 821             | 7 693            | 18                             | 8   | 2          | 5          | 3          | —         | —          | —          | —          | —             |
| 533                 | Lessors of other nonfinancial intangible asset           | 123   | 1 378             | 6 247            | 13                             | 7   | 1          | 4          | —          | 1         | —          | —          | —          | —             |
| 5331                | Lessors of other nonfinancial intangible asset           | 123   | 1 378             | 6 247            | 13                             | 7   | 1          | 4          | —          | 1         | —          | —          | —          | —             |
| 53311               | Lessors of other nonfinancial intangible asset           | 123   | 1 378             | 6 247            | 13                             | 7   | 1          | 4          | —          | 1         | —          | —          | —          | —             |
| 533110              | Lessors of other nonfinancial intangible asset           | 123   | 1 378             | 6 247            | 13                             | 7   | 1          | 4          | —          | 1         | —          | —          | —          | —             |
| <b>54</b>           | <b>Professional, scientific &amp; technical services</b> | <b>23 636</b>                                   | <b>289 163</b>    | <b>1 262 454</b> | <b>2 045</b>                   | <b>1 340</b>                                      | <b>302</b> | <b>200</b> | <b>126</b> | <b>34</b> | <b>33</b>  | <b>7</b>   | —          | <b>3</b>      |
| 541                 | Professional, scientific & technical services            | 23 636  | 289 163           | 1 262 454        | 2 045                          | 1 340   | 302        | 200        | 126        | 34        | 33         | 7          | —          | 3             |
| 5411                | Legal services   | 6 332   | 79 180            | 383 702          | 591                            | 395   | 95         | 44         | 37         | 10        | 8          | 1          | —          | 1             |
| 54111               | Offices of lawyers                                       | 6 029   | 76 541            | 371 265          | 576                            | 390   | 91         | 42         | 36         | 7         | 8          | 1          | —          | 1             |
| 541110              | Offices of lawyers                                       | 6 029   | 76 541            | 371 265          | 576                            | 390   | 91         | 42         | 36         | 7         | 8          | 1          | —          | 1             |
| 54119               | Other legal services                                     | 303   | 2 639             | 12 437           | 15                             | 5   | 4          | 2          | 1          | 3         | —          | —          | —          | —             |
| 541191              | Title abstract & settlement offices                      | 214   | 1 724             | 8 544            | 11                             | 3   | 3          | 2          | 1          | 2         | —          | —          | —          | —             |
| 5412                | Accounting, tax prep, bookkeep, payroll services         | 3 250   | 28 694            | 114 162          | 302                            | 186   | 46         | 37         | 19         | 6         | 7          | 1          | —          | —             |
| 54121               | Accounting, tax prep, bookkeep, payroll services         | 3 250   | 28 694            | 114 162          | 302                            | 186   | 46         | 37         | 19         | 6         | 7          | 1          | —          | —             |
| 541211              | Offices of certified public accountants                  | 1 547   | 19 163            | 78 782           | 130                            | 80  | 24         | 16         | 3          | 2         | 4          | 1          | —          | —             |
| 541213              | Tax preparation services                                 | 956   | 4 105             | 13 811           | 71                             | 31  | 10         | 16         | 11         | 1         | 2          | —          | —          | —             |
| 541214              | Payroll services   | 299   | 1 675             | 6 441            | 11                             | 4   | 1          | —          | 5          | —         | 1          | —          | —          | —             |
| 541219              | Other accounting services                                | 448   | 3 751             | 15 128           | 90                             | 71  | 11         | 5          | —          | 3         | —          | —          | —          | —             |
| 5413                | Architectural, engineering & related services            | 5 823   | 81 964            | 364 913          | 281                            | 145   | 49         | 44         | 25         | 6         | 8          | 3          | —          | 1             |
| 54131               | Architectural services                                   | 1 362   | 24 710            | 87 220           | 86                             | 35  | 20         | 18         | 7          | 1         | 5          | —          | —          | —             |
| 541310              | Architectural services                                   | 1 362   | 24 710            | 87 220           | 86                             | 35  | 20         | 18         | 7          | 1         | 5          | —          | —          | —             |
| 54132               | Landscape architectural services                         | 101   | 771               | 3 729            | 14                             | 7   | 4          | 2          | 1          | —         | —          | —          | —          | —             |
| 541320              | Landscape architectural services                         | 101   | 771               | 3 729            | 14                             | 7   | 4          | 2          | 1          | —         | —          | —          | —          | —             |
| 54133               | Engineering services                                     | 4 002   | 52 841            | 259 123          | 134                            | 70  | 19         | 18         | 16         | 5         | 2          | 3          | —          | 1             |
| 541330              | Engineering services                                     | 4 002   | 52 841            | 259 123          | 134                            | 70  | 19         | 18         | 16         | 5         | 2          | 3          | —          | 1             |
| 54137               | Surveying, mapping (exc geophysical) services            | 264   | 2 950             | 11 685           | 14                             | 6   | 2          | 4          | 1          | —         | 1          | —          | —          | —             |
| 541370              | Surveying, mapping (exc geophysical) services            | 264   | 2 950             | 11 685           | 14                             | 6   | 2          | 4          | 1          | —         | 1          | —          | —          | —             |
| 5414                | Specialized design services                              | 327   | 2 478             | 10 605           | 86                             | 67  | 15         | 2          | 2          | —         | —          | —          | —          | —             |
| 54143               | Graphic design services                                  | 261   | 1 993             | 8 507            | 61                             | 48  | 9          | 2          | 2          | —         | —          | —          | —          | —             |
| 541430              | Graphic design services                                  | 261   | 1 993             | 8 507            | 61                             | 48  | 9          | 2          | 2          | —         | —          | —          | —          | —             |
| 5415                | Computer systems design & related services               | 1 550   | 20 472            | 81 212           | 191                            | 141   | 22         | 9          | 12         | 5         | 2          | —          | —          | —             |
| 54151               | Computer systems design & related services               | 1 550   | 20 472            | 81 212           | 191                            | 141   | 22         | 9          | 12         | 5         | 2          | —          | —          | —             |
| 541511              | Custom computer programming services                     | 756   | 9 718             | 40 672           | 96                             | 67  | 13         | 4          | 8          | 4         | —          | —          | —          | —             |
| 541512              | Computer systems design services                         | 513   | 7 772             | 28 939           | 63                             | 48  | 7          | 4          | 2          | 1         | 1          | —          | —          | —             |
| 541513              | Computer facilities management services                  | 263   | 2 811             | 10 940           | 14                             | 8   | 2          | 1          | 2          | —         | 1          | —          | —          | —             |

See footnotes at end of table.

**Table 6. Counties—Employees, Payroll, and Establishments by Industry: 2003—Con.**

[Excludes most government employees, railroad employees, and self-employed persons. Size class 1 to 4 includes establishments with payroll, but no employees, during mid-March pay period. (D) denotes figures withheld to avoid disclosing data for individual companies; the data are included in broader industry totals. Detailed industries with 100 or more employees are shown if industry was not a (D). For explanation of terms, abbreviations, and data reliability/comparability, see introductory text]

| NAICS code          | Industry   | Number of employees for week including March 12 | Payroll (\$1,000) |                | Total number of establishments | Number of establishments by employment-size class |            |            |           |           |            |            |            |               |
|---------------------|--|---|-------------------|----------------|--------------------------------|---|------------|------------|-----------|-----------|------------|------------|------------|---------------|
|                     |  |   | First quarter     | Annual         |                                | 1 to 4  | 5 to 9     | 10 to 19   | 20 to 49  | 50 to 99  | 100 to 249 | 250 to 499 | 500 to 999 | 1,000 or more |
| <b>JACKSON—Con.</b> |  |   |                   |                |                                |   |            |            |           |           |            |            |            |               |
| <b>54</b>           | <b>Professional, scientific &amp; technical services—Con.</b>    |   |                   |                |                                |   |            |            |           |           |            |            |            |               |
| 541                 | Professional, scientific & technical services—Con.               |   |                   |                |                                |   |            |            |           |           |            |            |            |               |
| 5416                | Management, sci & tech consulting services . . . . .             | 1 602   | 17 693            | 74 232         | 254                            | 193   | 24         | 19         | 13        | 3         | 2          | —          | —          | —             |
| 54161               | Management consulting services . . . . .                         | 1 392   | 15 061            | 60 080         | 212                            | 158   | 21         | 17         | 12        | 2         | 2          | —          | —          | —             |
| 541611              | Admin & gen management consulting services . . . . .             | 592   | 7 574             | 32 562         | 97                             | 73  | 10         | 6          | 6         | 2         | —          | —          | —          | —             |
| 541612              | Human res & exec search consulting services . . . . .            | 268   | 3 753             | 11 551         | 34                             | 24  | 4          | 4          | 1         | —         | 1          | —          | —          | —             |
| 541613              | Marketing consulting services . . . . .                          | 428   | 2 667             | 11 669         | 66                             | 52  | 4          | 6          | 3         | —         | 1          | —          | —          | —             |
| 54162               | Environmental consulting services . . . . .                      | 115   | 1 465             | 5 676          | 14                             | 10  | 2          | 1          | —         | 1         | —          | —          | —          | —             |
| 541620              | Environmental consulting services . . . . .                      | 115   | 1 465             | 5 676          | 14                             | 10  | 2          | 1          | —         | 1         | —          | —          | —          | —             |
| 5417                | Scientific R&D services . . . . .                                | 1 912   | 26 856            | 111 511        | 26                             | 15  | 1          | 3          | 2         | 1         | 2          | 1          | —          | 1             |
| 54171               | R&D in physical, engineering & life sciences . . . . .           | 1 887   | 26 621            | 110 554        | 18                             | 8   | 1          | 2          | 2         | 1         | 2          | 1          | —          | 1             |
| 541710              | R&D in physical, engineering & life sciences . . . . .           | 1 887   | 26 621            | 110 554        | 18                             | 8   | 1          | 2          | 2         | 1         | 2          | 1          | —          | 1             |
| 5418                | Advertising & related services . . . . .                         | 1 772   | 26 626            | 98 367         | 139                            | 88  | 20         | 16         | 8         | 2         | 4          | 1          | —          | —             |
| 54181               | Advertising agencies . . . . .                                   | 1 084   | 16 664            | 64 542         | 55                             | 31  | 8          | 7          | 4         | 2         | 2          | 1          | —          | —             |
| 541810              | Advertising agencies . . . . .                                   | 1 084   | 16 664            | 64 542         | 55                             | 31  | 8          | 7          | 4         | 2         | 2          | 1          | —          | —             |
| 54182               | Public relations agencies . . . . .                              | 185   | 2 752             | 11 625         | 19                             | 12  | 2          | 4          | —         | —         | 1          | —          | —          | —             |
| 541820              | Public relations agencies . . . . .                              | 185   | 2 752             | 11 625         | 19                             | 12  | 2          | 4          | —         | —         | 1          | —          | —          | —             |
| 54185               | Display advertising . . . . .                                    | 262   | 5 229             | 13 995         | 16                             | 11  | 1          | 2          | —         | —         | 1          | —          | —          | —             |
| 541850              | Display advertising . . . . .                                    | 262   | 5 229             | 13 995         | 16                             | 11  | 1          | 2          | —         | —         | 1          | —          | —          | —             |
| 54189               | Other services related to advertising . . . . .                  | 125   | 881               | 3 623          | 31                             | 25  | 3          | 2          | 1         | —         | —          | —          | —          | —             |
| 541890              | Other services related to advertising . . . . .                  | 125   | 881               | 3 623          | 31                             | 25  | 3          | 2          | 1         | —         | —          | —          | —          | —             |
| 5419                | Oth professional, scientific, technical services . . . . .       | 1 068   | 5 200             | 23 750         | 175                            | 110   | 30         | 26         | 8         | 1         | —          | —          | —          | —             |
| 54191               | Marketing research & public opinion polling . . . . .            | 215   | 756               | 2 654          | 18                             | 9   | 4          | 3          | 1         | 1         | —          | —          | —          | —             |
| 541910              | Marketing research & public opinion polling . . . . .            | 215   | 756               | 2 654          | 18                             | 9   | 4          | 3          | 1         | 1         | —          | —          | —          | —             |
| 54192               | Photographic services . . . . .                                  | (C)   | (D)               | (D)            | 62                             | 52  | 9          | 1          | —         | —         | —          | —          | —          | —             |
| 541921              | Photography studios, portrait . . . . .                          | 110   | 439               | 1 816          | 38                             | 30  | 7          | 1          | —         | —         | —          | —          | —          | —             |
| 54194               | Veterinary services . . . . .                                    | 587   | 2 673             | 12 522         | 54                             | 13  | 15         | 21         | 5         | —         | —          | —          | —          | —             |
| 541940              | Veterinary services . . . . .                                    | 587   | 2 673             | 12 522         | 54                             | 13  | 15         | 21         | 5         | —         | —          | —          | —          | —             |
| <b>55</b>           | <b>Management of companies &amp; enterprises . . . . .</b>       | <b>6 121</b>                                    | <b>107 200</b>    | <b>419 002</b> | <b>168</b>                     | <b>62</b>   | <b>24</b>  | <b>24</b>  | <b>29</b> | <b>10</b> | <b>14</b>  | <b>5</b>   | <b>—</b>   | <b>—</b>      |
| 551                 | Management of companies & enterprises . . . . .                  | 6 121   | 107 200           | 419 002        | 168                            | 62  | 24         | 24         | 29        | 10        | 14         | 5          | —          | —             |
| 5511                | Management of companies & enterprises . . . . .                  | 6 121   | 107 200           | 419 002        | 168                            | 62  | 24         | 24         | 29        | 10        | 14         | 5          | —          | —             |
| 55111               | Management of companies & enterprises . . . . .                  | 6 121   | 107 200           | 419 002        | 168                            | 62  | 24         | 24         | 29        | 10        | 14         | 5          | —          | —             |
| 551114              | Corp, subsidiary & regional managing offices . . . . .           | 5 052   | 84 342            | 334 389        | 134                            | 46  | 19         | 21         | 24        | 9         | 11         | 4          | —          | —             |
| <b>56</b>           | <b>Admin, support, waste mgt, remediation services . . . . .</b> | <b>19 401</b>                                   | <b>103 446</b>    | <b>441 738</b> | <b>944</b>                     | <b>512</b>  | <b>151</b> | <b>117</b> | <b>80</b> | <b>48</b> | <b>26</b>  | <b>7</b>   | <b>1</b>   | <b>2</b>      |
| 561                 | Administrative & support services . . . . .                      | 18 726  | 97 030            | 415 179        | 905                            | 494   | 146        | 109        | 75        | 46        | 25         | 7          | 1          | 2             |
| 5611                | Office administrative services . . . . .                         | 995   | 10 630            | 45 509         | 63                             | 39  | 5          | 7          | 5         | 3         | 4          | —          | —          | —             |
| 56111               | Office administrative services . . . . .                         | 995   | 10 630            | 45 509         | 63                             | 39  | 5          | 7          | 5         | 3         | 4          | —          | —          | —             |
| 561110              | Office administrative services . . . . .                         | 995   | 10 630            | 45 509         | 63                             | 39  | 5          | 7          | 5         | 3         | 4          | —          | —          | —             |
| 5613                | Employment services . . . . .                                    | 5 337   | 24 028            | 107 044        | 122                            | 39  | 11         | 13         | 27        | 21        | 9          | 1          | —          | 1             |
| 56131               | Employment placement agencies . . . . .                          | 432   | 2 601             | 10 465         | 33                             | 21  | 3          | 2          | 3         | 4         | —          | —          | —          | —             |
| 561310              | Employment placement agencies . . . . .                          | 432   | 2 601             | 10 465         | 33                             | 21  | 3          | 2          | 3         | 4         | —          | —          | —          | —             |
| 56132               | Temporary help services . . . . .                                | 4 808   | 20 892            | 93 447         | 84                             | 16  | 8          | 10         | 23        | 16        | 9          | 1          | —          | 1             |
| 561320              | Temporary help services . . . . .                                | 4 808   | 20 892            | 93 447         | 84                             | 16  | 8          | 10         | 23        | 16        | 9          | 1          | —          | 1             |
| 5614                | Business support services . . . . .                              | 2 230   | 15 720            | 67 595         | 138                            | 71  | 25         | 21         | 12        | 4         | 4          | 1          | —          | —             |
| 56141               | Document preparation services . . . . .                          | 116   | 761               | 3 357          | 20                             | 13  | 4          | 2          | 1         | —         | —          | —          | —          | —             |
| 561410              | Document preparation services . . . . .                          | 116   | 761               | 3 357          | 20                             | 13  | 4          | 2          | 1         | —         | —          | —          | —          | —             |
| 56142               | Telephone call centers . . . . .                                 | 924   | 3 278             | 15 450         | 19                             | 6   | 3          | 3          | 3         | 1         | 2          | 1          | —          | —             |
| 561422              | Telemarketing bureaus . . . . .                                  | 866   | 2 955             | 13 853         | 14                             | 5   | 1          | 2          | 2         | 1         | 2          | 1          | —          | —             |
| 56143               | Business service centers . . . . .                               | 732   | 4 344             | 17 549         | 38                             | 18  | 6          | 5          | 5         | 2         | 2          | —          | —          | —             |
| 561431              | Private mail centers . . . . .                                   | 126   | 700               | 2 679          | 11                             | 7   | 3          | —          | —         | 1         | —          | —          | —          | —             |
| 561439              | Oth business service centers (incl copy shops) . . . . .         | 606   | 3 644             | 14 870         | 27                             | 11  | 3          | 5          | 5         | 1         | 2          | —          | —          | —             |
| 56149               | Other business support services . . . . .                        | 366   | 6 608             | 28 221         | 50                             | 31  | 7          | 9          | 2         | 1         | —          | —          | —          | —             |
| 561499              | All other business support services . . . . .                    | 306   | 6 189             | 26 452         | 41                             | 26  | 6          | 6          | 2         | 1         | —          | —          | —          | —             |
| 5615                | Travel arrangement & reservation services . . . . .              | (E)   | (D)               | (D)            | 51                             | 34  | 9          | 4          | 2         | 2         | —          | —          | —          | —             |
| 56151               | Travel agencies . . . . .  | (C)   | (D)               | (D)            | 36                             | 25  | 8          | 2          | 1         | —         | —          | —          | —          | —             |
| 56159               | Oth travel arrangement & reservation services . . . . .          | 237   | 4 119             | 13 861         | 13                             | 8   | —          | 2          | 1         | 2         | —          | —          | —          | —             |
| 5616                | Investigation & security services . . . . .                      | 2 447   | 11 886            | 47 752         | 70                             | 28  | 17         | 10         | 4         | 5         | 2          | 4          | —          | —             |
| 56161               | Investigation, guard & armored car services . . . . .            | 2 311   | 10 522            | 42 383         | 42                             | 12  | 10         | 6          | 3         | 5         | 2          | 4          | —          | —             |
| 561612              | Security guards & patrol services . . . . .                      | 1 999   | 8 308             | 39 208         | 25                             | 5   | 6          | 4          | 2         | 2         | 2          | 4          | —          | —             |
| 56162               | Security systems services . . . . .                              | 136   | 1 364             | 5 369          | 28                             | 16  | 7          | 4          | 1         | —         | —          | —          | —          | —             |
| 5617                | Services to buildings & dwellings . . . . .                      | 6 242   | 23 940            | 106 145        | 403                            | 255   | 64         | 45         | 23        | 10        | 4          | —          | 1          | 1             |
| 56171               | Exterminating & pest control services . . . . .                  | 256   | 2 196             | 9 638          | 24                             | 11  | 8          | 2          | 2         | —         | 1          | —          | —          | —             |
| 561710              | Exterminating & pest control services . . . . .                  | 256   | 2 196             | 9 638          | 24                             | 11  | 8          | 2          | 2         | —         | 1          | —          | —          | —             |
| 56172               | Janitorial services . . . . .                                    | 4 514   | 14 715            | 59 234         | 164                            | 97  | 27         | 21         | 11        | 4         | 2          | —          | 1          | 1             |
| 561720              | Janitorial services . . . . .                                    | 4 514   | 14 715            | 59 234         | 164                            | 97  | 27         | 21         | 11        | 4         | 2          | —          | 1          | 1             |
| 56173               | Landscaping services . . . . .                                   | 1 067   | 4 972             | 28 036         | 172                            | 117   | 26         | 16         | 9         | 3         | 1          | —          | —          | —             |
| 561730              | Landscaping services . . . . .                                   | 1 067   | 4 972             | 28 036         | 172                            | 117   | 26         | 16         | 9         | 3         | 1          | —          | —          | —             |
| 56174               | Carpet & upholstery cleaning services . . . . .                  | 174   | 645               | 2 921          | 21                             | 15  | 2          | 2          | 1         | 1         | —          | —          | —          | —             |
| 561740              | Carpet & upholstery cleaning services . . . . .                  | 174   | 645               | 2 921          | 21                             | 15  | 2          | 2          | 1         | 1         | —          | —          | —          | —             |
| 56179               | Other services to buildings & dwellings . . . . .                | 231   | 1 412             | 6 316          | 22                             | 15  | 1          | 4          | —         | 2         | —          | —          | —          | —             |
| 561790              | Other services to buildings & dwellings . . . . .                | 231   | 1 412             | 6 316          | 22                             | 15  | 1          | 4          | —         | 2         | —          | —          | —          | —             |
| 5619                | Other support services . . . . .                                 | 1 040   | 5 707             | 23 419         | 54                             | 25  | 15         | 8          | 2         | 1         | 2          | 1          | —          | —             |
| 56192               | Convention & trade show organizers . . . . .                     | 394   | 1 587             | 6 416          | 10                             | 6   | 1          | 1          | 1         | —         | —          | 1          | —          | —             |
| 561920              | Convention & trade show organizers . . . . .                     | 394   | 1 587             | 6 416          | 10                             | 6   | 1          | 1          | 1         | —         | —          | 1          | —          | —             |
| 56199               | All other support services . . . . .                             | 591   | 3 812             | 15 809         | 40                             | 19  | 14         | 3          | 1         | 1         | 2          | —          | —          | —             |
| 561990              | All other support services . . . . .                             | 591   | 3 812             | 15 809         | 40                             | 19  | 14         | 3          | 1         | 1         | 2          | —          | —          | —             |

See footnotes at end of table.

**Table 6. Counties—Employees, Payroll, and Establishments by Industry: 2003—Con.**

[Excludes most government employees, railroad employees, and self-employed persons. Size class 1 to 4 includes establishments with payroll, but no employees, during mid-March pay period. (D) denotes figures withheld to avoid disclosing data for individual companies; the data are included in broader industry totals. Detailed industries with 100 or more employees are shown if industry was not a (D). For explanation of terms, abbreviations, and data reliability/comparability, see introductory text]

| NAICS code          | Industry   | Number of employees for week including March 12 | Payroll (\$1,000) |                  | Total number of establishments | Number of establishments by employment-size class |            |            |            |           |            |            |            |               |  |
|---------------------|--|---|-------------------|------------------|--------------------------------|---|------------|------------|------------|-----------|------------|------------|------------|---------------|--|
|                     |  |   | First quarter     | Annual           |                                | 1 to 4  | 5 to 9     | 10 to 19   | 20 to 49   | 50 to 99  | 100 to 249 | 250 to 499 | 500 to 999 | 1,000 or more |  |
| <b>JACKSON—Con.</b> |  |   |                   |                  |                                |   |            |            |            |           |            |            |            |               |  |
| <b>56</b>           | <b>Admin, support, waste mgmt, remediation services—Con.</b> |   |                   |                  |                                |   |            |            |            |           |            |            |            |               |  |
| 562                 | Waste management & remediation services .....                | 675   | 6 416             | 26 559           | 39                             | 18  | 5          | 8          | 5          | 2         | 1          | —          | —          | —             |  |
| 5621                | Waste collection .....                                       | 378   | 3 524             | 14 448           | 16                             | 8   | 1          | 3          | 2          | 1         | 1          | —          | —          | —             |  |
| 56211               | Waste collection .....                                       | 378   | 3 524             | 14 448           | 16                             | 8   | 1          | 3          | 2          | 1         | 1          | —          | —          | —             |  |
| 5629                | Remediation & oth waste management services .....            | 212   | 2 117             | 9 311            | 14                             | 5   | 4          | 2          | 2          | 1         | —          | —          | —          | —             |  |
| 56291               | Remediation services .....                                   | 149   | 1 404             | 6 108            | 8                              | 2   | 3          | 1          | 1          | 1         | —          | —          | —          | —             |  |
| 562910              | Remediation services .....                                   | 149   | 1 404             | 6 108            | 8                              | 2   | 3          | 1          | 1          | 1         | —          | —          | —          | —             |  |
| <b>61</b>           | <b>Educational services .....</b>                            | <b>7 493</b>                                    | <b>43 639</b>     | <b>181 448</b>   | <b>231</b>                     | <b>106</b>  | <b>25</b>  | <b>33</b>  | <b>29</b>  | <b>24</b> | <b>8</b>   | <b>4</b>   | <b>2</b>   | <b>—</b>      |  |
| 611                 | Educational services .....                                   | 7 493   | 43 639            | 181 448          | 231                            | 106   | 25         | 33         | 29         | 24        | 8          | 4          | 2          | —             |  |
| 6111                | Elementary & secondary schools .....                         | 3 142   | 18 925            | 77 700           | 76                             | 10  | 5          | 17         | 20         | 18        | 6          | —          | —          | —             |  |
| 61111               | Elementary & secondary schools .....                         | 3 142   | 18 925            | 77 700           | 76                             | 10  | 5          | 17         | 20         | 18        | 6          | —          | —          | —             |  |
| 611110              | Elementary & secondary schools .....                         | 3 142   | 18 925            | 77 700           | 76                             | 10  | 5          | 17         | 20         | 18        | 6          | —          | —          | —             |  |
| 6113                | Colleges, universities & professional schools ...            | 3 457   | 19 742            | 81 591           | 18                             | 3   | 2          | 1          | 1          | 3         | 2          | 4          | 2          | —             |  |
| 61131               | Colleges, universities & professional schools ...            | 3 457   | 19 742            | 81 591           | 18                             | 3   | 2          | 1          | 1          | 3         | 2          | 4          | 2          | —             |  |
| 611310              | Colleges, universities & professional schools .....          | 3 457   | 19 742            | 81 591           | 18                             | 3   | 2          | 1          | 1          | 3         | 2          | 4          | 2          | —             |  |
| 6115                | Technical & trade schools .....                              | 294   | 2 514             | 11 292           | 28                             | 16  | 5          | 2          | 3          | 2         | —          | —          | —          | —             |  |
| 61151               | Technical & trade schools .....                              | 294   | 2 514             | 11 292           | 28                             | 16  | 5          | 2          | 3          | 2         | —          | —          | —          | —             |  |
| 611519              | Other technical & trade schools .....                        | 216   | 1 891             | 8 300            | 11                             | 6   | —          | —          | 3          | 2         | —          | —          | —          | —             |  |
| 6116                | Other schools & instruction .....                            | 478   | 1 395             | 5 992            | 77                             | 50  | 12         | 10         | 4          | 1         | —          | —          | —          | —             |  |
| 61161               | Fine arts schools .....                                      | 160   | 329               | 1 438            | 35                             | 23  | 5          | 6          | 1          | —         | —          | —          | —          | —             |  |
| 611610              | Fine arts schools .....                                      | 160   | 329               | 1 438            | 35                             | 23  | 5          | 6          | 1          | —         | —          | —          | —          | —             |  |
| 61162               | Sports & recreation instruction .....                        | 192   | 526               | 2 278            | 27                             | 19  | 3          | 2          | 3          | —         | —          | —          | —          | —             |  |
| 611620              | Sports & recreation instruction .....                        | 192   | 526               | 2 278            | 27                             | 19  | 3          | 2          | 3          | —         | —          | —          | —          | —             |  |
| 61169               | All other schools & instruction .....                        | (C)   | (D)               | (D)              | 14                             | 8   | 4          | 1          | —          | 1         | —          | —          | —          | —             |  |
| <b>62</b>           | <b>Health care and social assistance .....</b>               | <b>46 953</b>                                   | <b>402 299</b>    | <b>1 673 479</b> | <b>1 685</b>                   | <b>698</b>  | <b>382</b> | <b>274</b> | <b>188</b> | <b>76</b> | <b>46</b>  | <b>8</b>   | <b>6</b>   | <b>7</b>      |  |
| 621                 | Ambulatory health care services .....                        | 13 905  | 156 410           | 674 781          | 1 133                          | 521   | 289        | 168        | 110        | 26        | 15         | 4          | —          | —             |  |
| 6211                | Offices of physicians .....                                  | 5 602   | 91 579            | 415 255          | 421                            | 163   | 93         | 83         | 68         | 10        | 3          | 1          | —          | —             |  |
| 62111               | Offices of physicians .....                                  | 5 602   | 91 579            | 415 255          | 421                            | 163   | 93         | 83         | 68         | 10        | 3          | 1          | —          | —             |  |
| 621111              | Offices of physicians (exc mental health) ...                | 5 526   | 90 796            | 411 920          | 394                            | 140   | 90         | 82         | 68         | 10        | 3          | 1          | —          | —             |  |
| 6212                | Offices of dentists .....                                    | 1 878   | 14 246            | 65 060           | 283                            | 117   | 116        | 41         | 8          | 1         | —          | —          | —          | —             |  |
| 62121               | Offices of dentists .....                                    | 1 878   | 14 246            | 65 060           | 283                            | 117   | 116        | 41         | 8          | 1         | —          | —          | —          | —             |  |
| 621210              | Offices of dentists .....                                    | 1 878   | 14 246            | 65 060           | 283                            | 117   | 116        | 41         | 8          | 1         | —          | —          | —          | —             |  |
| 6213                | Offices of other health practitioners .....                  | 950   | 6 001             | 25 797           | 256                            | 184   | 46         | 24         | 2          | —         | —          | —          | —          | —             |  |
| 62131               | Offices of chiropractors .....                               | 257   | 1 298             | 5 850            | 96                             | 76  | 17         | 3          | —          | —         | —          | —          | —          | —             |  |
| 621310              | Offices of chiropractors .....                               | 257   | 1 298             | 5 850            | 96                             | 76  | 17         | 3          | —          | —         | —          | —          | —          | —             |  |
| 62132               | Offices of optometrists .....                                | 177   | 1 149             | 4 938            | 33                             | 19  | 7          | 7          | —          | —         | —          | —          | —          | —             |  |
| 621320              | Offices of optometrists .....                                | 177   | 1 149             | 4 938            | 33                             | 19  | 7          | 7          | —          | —         | —          | —          | —          | —             |  |
| 62133               | Offices of other mental health practitioners ...             | 141   | 687               | 2 970            | 52                             | 44  | 5          | 3          | —          | —         | —          | —          | —          | —             |  |
| 621330              | Offices of other mental health practitioners ...             | 141   | 687               | 2 970            | 52                             | 44  | 5          | 3          | —          | —         | —          | —          | —          | —             |  |
| 62134               | Offices of PT, OT, speech therapy & audiology .....          | 231   | 1 720             | 7 005            | 37                             | 20  | 8          | 8          | 1          | —         | —          | —          | —          | —             |  |
| 621340              | Offices of PT, OT, speech therapy & audiology .....          | 231   | 1 720             | 7 005            | 37                             | 20  | 8          | 8          | 1          | —         | —          | —          | —          | —             |  |
| 62139               | Offices of all other health practitioners .....              | 144   | 1 147             | 5 034            | 38                             | 25  | 9          | 3          | 1          | —         | —          | —          | —          | —             |  |
| 6214                | Outpatient care centers .....                                | 2 325   | 20 924            | 84 972           | 82                             | 21  | 22         | 10         | 18         | 6         | 4          | 1          | —          | —             |  |
| 62142               | Outpatient mental health, substance abuse ctrs .....         | 1 266   | 9 647             | 39 671           | 21                             | 5   | 2          | 3          | 5          | 2         | 3          | 1          | —          | —             |  |
| 621420              | Outpatient mental health, substance abuse ctrs .....         | 1 266   | 9 647             | 39 671           | 21                             | 5   | 2          | 3          | 5          | 2         | 3          | 1          | —          | —             |  |
| 62149               | Other outpatient care centers .....                          | 1 004   | 10 906            | 43 921           | 55                             | 15  | 17         | 6          | 12         | 4         | 1          | —          | —          | —             |  |
| 621492              | Kidney dialysis centers .....                                | 326   | 3 124             | 10 959           | 11                             | —   | 1          | 1          | 7          | 2         | —          | —          | —          | —             |  |
| 621493              | Freestanding ambulatory surgery, emergency ctr .....         | 169   | 2 229             | 10 460           | 13                             | 3   | 3          | 4          | 3          | —         | —          | —          | —          | —             |  |
| 621498              | All other outpatient care centers .....                      | 509   | 5 553             | 22 502           | 31                             | 12  | 13         | 1          | 2          | 2         | 1          | —          | —          | —             |  |
| 6215                | Medical & diagnostic laboratories .....                      | 592   | 5 382             | 21 082           | 30                             | 13  | 5          | 4          | 4          | 2         | 2          | —          | —          | —             |  |
| 62151               | Medical & diagnostic laboratories .....                      | 592   | 5 382             | 21 082           | 30                             | 13  | 5          | 4          | 4          | 2         | 2          | —          | —          | —             |  |
| 621511              | Medical laboratories .....                                   | 511   | 4 709             | 18 067           | 21                             | 8   | 3          | 3          | 4          | 1         | 2          | —          | —          | —             |  |
| 6216                | Home health care services .....                              | 1 570   | 10 607            | 36 204           | 46                             | 21  | 2          | 4          | 9          | 5         | 5          | —          | —          | —             |  |
| 62161               | Home health care services .....                              | 1 570   | 10 607            | 36 204           | 46                             | 21  | 2          | 4          | 9          | 5         | 5          | —          | —          | —             |  |
| 621610              | Home health care services .....                              | 1 570   | 10 607            | 36 204           | 46                             | 21  | 2          | 4          | 9          | 5         | 5          | —          | —          | —             |  |
| 6219                | Other ambulatory health care services .....                  | 988   | 7 671             | 26 411           | 15                             | 2   | 5          | 2          | 1          | 2         | 1          | 2          | —          | —             |  |
| 62191               | Ambulance services .....                                     | 457   | 4 153             | 10 657           | 6                              | 1   | 2          | —          | 1          | 1         | —          | 1          | —          | —             |  |
| 621910              | Ambulance services .....                                     | 457   | 4 153             | 10 657           | 6                              | 1   | 2          | —          | 1          | 1         | —          | 1          | —          | —             |  |
| 62199               | All other ambulatory health care services .....              | 531   | 3 518             | 15 754           | 9                              | 1   | 3          | 2          | —          | 1         | 1          | —          | —          | —             |  |
| 622                 | Hospitals .....  | 19 211  | 180 711           | 731 429          | 22                             | 2   | 1          | —          | 1          | —         | 3          | 3          | 5          | 7             |  |
| 6221                | General medical & surgical hospitals .....                   | 17 747  | 169 981           | 689 084          | 16                             | 1   | 1          | —          | 1          | —         | —          | 2          | 4          | 7             |  |
| 62211               | General medical & surgical hospitals .....                   | 17 747  | 169 981           | 689 084          | 16                             | 1   | 1          | —          | 1          | —         | —          | 2          | 4          | 7             |  |
| 622110              | General medical & surgical hospitals .....                   | 17 747  | 169 981           | 689 084          | 16                             | 1   | 1          | —          | 1          | —         | —          | 2          | 4          | 7             |  |
| 6222                | Psychiatric & substance abuse hospitals .....                | (G)   | (D)               | (D)              | 5                              | 1   | —          | —          | —          | —         | 2          | 1          | 1          | —             |  |
| 62221               | Psychiatric & substance abuse hospitals .....                | (G)   | (D)               | (D)              | 5                              | 1   | —          | —          | —          | —         | 2          | 1          | 1          | —             |  |
| 6223                | Other specialty hospitals .....                              | (C)   | (D)               | (D)              | 1                              | —   | —          | —          | —          | —         | 1          | —          | —          | —             |  |
| 62231               | Other specialty hospitals .....                              | (C)   | (D)               | (D)              | 1                              | —   | —          | —          | —          | —         | 1          | —          | —          | —             |  |
| 623                 | Nursing & residential care facilities .....                  | 7 551   | 39 508            | 162 012          | 160                            | 36  | 31         | 27         | 18         | 25        | 21         | 1          | 1          | —             |  |
| 6231                | Nursing care facilities .....                                | 3 684   | 18 184            | 76 564           | 52                             | 6   | 4          | 5          | 8          | 13        | 16         | —          | —          | —             |  |
| 62311               | Nursing care facilities .....                                | 3 684   | 18 184            | 76 564           | 52                             | 6   | 4          | 5          | 8          | 13        | 16         | —          | —          | —             |  |
| 623110              | Nursing care facilities .....                                | 3 684   | 18 184            | 76 564           | 52                             | 6   | 4          | 5          | 8          | 13        | 16         | —          | —          | —             |  |
| 6232                | Residential mental retardation, health facil .....           | 915   | 4 131             | 16 623           | 60                             | 16  | 19         | 13         | 7          | 5         | —          | —          | —          | —             |  |
| 62321               | Residential mental retardation facilities .....              | 640   | 2 815             | 11 455           | 38                             | 11  | 12         | 6          | 5          | 4         | —          | —          | —          | —             |  |
| 623210              | Residential mental retardation facilities .....              | 640   | 2 815             | 11 455           | 38                             | 11  | 12         | 6          | 5          | 4         | —          | —          | —          | —             |  |
| 62322               | Residential mental health, subst abuse facil ..              | 275   | 1 316             | 5 168            | 22                             | 5   | 7          | 7          | 2          | 1         | —          | —          | —          | —             |  |
| 623220              | Residential mental health, subst abuse facil .....           | 275   | 1 316             | 5 168            | 22                             | 5   | 7          | 7          | 2          | 1         | —          | —          | —          | —             |  |

See footnotes at end of table.



**Table 6. Counties—Employees, Payroll, and Establishments by Industry: 2003—Con.**

[Excludes most government employees, railroad employees, and self-employed persons. Size class 1 to 4 includes establishments with payroll, but no employees, during mid-March pay period. (D) denotes figures withheld to avoid disclosing data for individual companies; the data are included in broader industry totals. Detailed industries with 100 or more employees are shown if industry was not a (D). For explanation of terms, abbreviations, and data reliability/comparability, see introductory text]

| NAICS code          | Industry   | Number of employees for week including March 12 | Payroll (\$1,000) |                | Total number of establishments | Number of establishments by employment-size class |            |            |            |           |            |            |            |               |
|---------------------|--|---|-------------------|----------------|--------------------------------|---|------------|------------|------------|-----------|------------|------------|------------|---------------|
|                     |  |   | First quarter     | Annual         |                                | 1 to 4  | 5 to 9     | 10 to 19   | 20 to 49   | 50 to 99  | 100 to 249 | 250 to 499 | 500 to 999 | 1,000 or more |
| <b>JACKSON—Con.</b> |  |   |                   |                |                                |   |            |            |            |           |            |            |            |               |
| <b>81</b>           | <b>Other services (except public administration)</b>       | <b>20 665</b>                                   | <b>113 077</b>    | <b>459 504</b> | <b>2 108</b>                   | <b>1 197</b>                                      | <b>479</b> | <b>239</b> | <b>130</b> | <b>35</b> | <b>23</b>  | <b>4</b>   | <b>1</b>   | <b>—</b>      |
| 811                 | Repair & maintenance                                       | 3 465   | 23 320            | 97 064         | 587                            | 346   | 153        | 66         | 16         | 5         | 1          | —          | —          | —             |
| 8111                | Automotive repair & maintenance                            | 2 450   | 15 265            | 63 705         | 422                            | 239   | 118        | 50         | 13         | 2         | —          | —          | —          | —             |
| 81111               | Automotive mechanical & electrical R&M                     | 1 259   | 8 153             | 34 584         | 262                            | 158   | 78         | 24         | 1          | —         | —          | —          | —          | —             |
| 811111              | General automotive repair                                  | 948   | 6 267             | 25 298         | 207                            | 128   | 56         | 23         | —          | —         | —          | —          | —          | —             |
| 811113              | Automotive transmission repair                             | 122   | 892               | 3 545          | 23                             | 11  | —          | —          | —          | —         | —          | —          | —          | —             |
| 811118              | Other automotive mechanical & electrical R&M               | 158   | 804               | 4 904          | 23                             | 14  | 7          | 1          | —          | 1         | —          | —          | —          | —             |
| 81112               | Automotive body, paint, interior & glass repair            | 576   | 4 622             | 18 762         | 87                             | 44  | 21         | 19         | 3          | —         | —          | —          | —          | —             |
| 811121              | Automotive body, paint & interior R&M                      | 541   | 4 368             | 17 914         | 77                             | 37  | 18         | 19         | 3          | —         | —          | —          | —          | —             |
| 81119               | Other automotive R&M                                       | 615   | 2 490             | 10 359         | 73                             | 37  | 19         | 7          | 9          | 1         | —          | —          | —          | —             |
| 811192              | Car washes   | 512   | 1 601             | 6 555          | 56                             | 32  | 9          | 5          | 9          | 1         | —          | —          | —          | —             |
| 8112                | Electronic & precision equipment R&M                       | 358   | 3 405             | 15 200         | 38                             | 21  | 4          | 9          | 2          | 2         | —          | —          | —          | —             |
| 81121               | Electronic & precision equipment R&M                       | 358   | 3 405             | 15 200         | 38                             | 21  | 4          | 9          | 2          | 2         | —          | —          | —          | —             |
| 811213              | Communication equipment R&M                                | 120   | 1 245             | 5 288          | 4                              | —   | —          | 2          | 1          | 1         | —          | —          | —          | —             |
| 811219              | Other electronic & precision equipment R&M                 | 130   | 1 381             | 6 802          | 7                              | 3   | —          | 2          | 1          | 1         | —          | —          | —          | —             |
| 8113                | Commercial equipment (exc auto & elec) R&M                 | 284   | 2 234             | 8 964          | 56                             | 33  | 17         | 5          | 1          | —         | —          | —          | —          | —             |
| 81131               | Commercial equipment (exc auto & elec) R&M                 | 284   | 2 234             | 8 964          | 56                             | 33  | 17         | 5          | 1          | —         | —          | —          | —          | —             |
| 811310              | Commercial equipment (exc auto & elec) R&M                 | 284   | 2 234             | 8 964          | 56                             | 33  | 17         | 5          | 1          | —         | —          | —          | —          | —             |
| 8114                | Personal & household goods R&M                             | 373   | 2 416             | 9 195          | 71                             | 53  | 14         | 2          | —          | 1         | 1          | —          | —          | —             |
| 81141               | Home, garden equipment & appliance R&M                     | 236   | 1 820             | 6 695          | 21                             | 14  | 5          | —          | —          | 1         | 1          | —          | —          | —             |
| 811412              | Appliance repair & maintenance                             | 201   | 1 641             | 5 949          | 10                             | 6   | 2          | —          | —          | 1         | 1          | —          | —          | —             |
| 812                 | Personal & laundry services                                | 4 790   | 21 712            | 88 009         | 674                            | 446   | 121        | 58         | 33         | 9         | 7          | —          | —          | —             |
| 8121                | Personal care services                                     | 1 467   | 5 096             | 21 524         | 281                            | 185   | 56         | 26         | 13         | 1         | —          | —          | —          | —             |
| 81211               | Hair, nail & skin care services                            | 1 069   | 3 949             | 16 567         | 221                            | 151   | 43         | 18         | 8          | 1         | —          | —          | —          | —             |
| 812112              | Beauty salons  | 1 019   | 3 774             | 15 846         | 200                            | 133   | 41         | 17         | 8          | 1         | —          | —          | —          | —             |
| 81219               | Other personal care services                               | 398   | 1 147             | 4 957          | 60                             | 34  | 13         | 8          | 5          | —         | —          | —          | —          | —             |
| 812191              | Diet & weight reducing centers                             | 114   | 518               | 2 122          | 9                              | 2   | 2          | 4          | 1          | —         | —          | —          | —          | —             |
| 812199              | Other personal care services                               | 284   | 629               | 2 835          | 51                             | 32  | 11         | 4          | 4          | —         | —          | —          | —          | —             |
| 8122                | Death care services  | 511   | 3 063             | 11 564         | 49                             | 24  | 6          | 10         | 8          | 1         | —          | —          | —          | —             |
| 81221               | Funeral homes  | 329   | 1 857             | 7 297          | 34                             | 18  | 4          | 7          | 4          | 1         | —          | —          | —          | —             |
| 812210              | Funeral homes  | 329   | 1 857             | 7 297          | 34                             | 18  | 4          | 7          | 4          | 1         | —          | —          | —          | —             |
| 81222               | Cemeteries & crematories                                   | 182   | 1 206             | 4 267          | 15                             | 6   | 2          | 3          | 4          | —         | —          | —          | —          | —             |
| 812220              | Cemeteries & crematories                                   | 182   | 1 206             | 4 267          | 15                             | 6   | 2          | 3          | 4          | —         | —          | —          | —          | —             |
| 8123                | Drycleaning & laundry services                             | 1 557   | 8 086             | 33 053         | 126                            | 70  | 29         | 11         | 7          | 4         | 5          | —          | —          | —             |
| 81231               | Coin-operated laundries & drycleaners                      | 123   | 456               | 1 919          | 32                             | 21  | 10         | —          | 1          | —         | —          | —          | —          | —             |
| 812310              | Coin-operated laundries & drycleaners                      | 123   | 456               | 1 919          | 32                             | 21  | 10         | —          | 1          | —         | —          | —          | —          | —             |
| 81232               | Drycleaning & laundry services (exc coin-op)               | 622   | 2 410             | 9 602          | 84                             | 48  | 18         | 10         | 6          | 2         | —          | —          | —          | —             |
| 812320              | Drycleaning & laundry services (exc coin-op)               | 622   | 2 410             | 9 602          | 84                             | 48  | 18         | 10         | 6          | 2         | —          | —          | —          | —             |
| 81233               | Linen & uniform supply                                     | 812   | 5 220             | 21 532         | 10                             | 1   | 1          | 1          | —          | 2         | 5          | —          | —          | —             |
| 8129                | Other personal services                                    | 1 255   | 5 467             | 21 868         | 218                            | 167   | 30         | 11         | 5          | 3         | 2          | —          | —          | —             |
| 81291               | Pet care (except veterinary) services                      | 107   | 321               | 1 431          | 22                             | 14  | 5          | 1          | 2          | —         | —          | —          | —          | —             |
| 812910              | Pet care (except veterinary) services                      | 107   | 321               | 1 431          | 22                             | 14  | 5          | 1          | 2          | —         | —          | —          | —          | —             |
| 81292               | Photofinishing   | 323   | 2 233             | 9 804          | 9                              | 3   | 3          | —          | —          | 1         | 1          | —          | —          | —             |
| 81293               | Parking lots & garages                                     | 536   | 1 538             | 6 575          | 137                            | 109   | 18         | 6          | 2          | 2         | —          | —          | —          | —             |
| 812930              | Parking lots & garages                                     | 536   | 1 538             | 6 575          | 137                            | 109   | 18         | 6          | 2          | 2         | —          | —          | —          | —             |
| 81299               | All other personal services                                | 289   | 1 375             | 4 058          | 50                             | 41  | 4          | 3          | 1          | —         | 1          | —          | —          | —             |
| 812990              | All other personal services                                | 289   | 1 375             | 4 058          | 50                             | 41  | 4          | 3          | 1          | —         | 1          | —          | —          | —             |
| 813                 | Religious, grantmaking, civic, prof & like organizations   | 12 410  | 68 045            | 274 431        | 847                            | 405   | 205        | 115        | 81         | 21        | 15         | 4          | 1          | —             |
| 8131                | Religious organizations                                    | 7 379   | 28 615            | 115 734        | 502                            | 237   | 122        | 69         | 48         | 17        | 6          | 2          | 1          | —             |
| 81311               | Religious organizations                                    | 7 379   | 28 615            | 115 734        | 502                            | 237   | 122        | 69         | 48         | 17        | 6          | 2          | 1          | —             |
| 813110              | Religious organizations                                    | 7 379   | 28 615            | 115 734        | 502                            | 237   | 122        | 69         | 48         | 17        | 6          | 2          | 1          | —             |
| 8132                | Grantmaking & giving services                              | 1 048   | 10 333            | 40 779         | 58                             | 31  | 12         | 8          | 2          | 2         | 2          | 1          | —          | —             |
| 81321               | Grantmaking & giving services                              | 1 048   | 10 333            | 40 779         | 58                             | 31  | 12         | 8          | 2          | 2         | 2          | 1          | —          | —             |
| 813211              | Grantmaking foundations                                    | 445   | 5 324             | 21 696         | 29                             | 19  | 5          | 2          | —          | 1         | 2          | —          | —          | —             |
| 813212              | Voluntary health organizations                             | 575   | 4 787             | 18 199         | 25                             | 11  | 5          | 5          | 2          | 1         | —          | 1          | —          | —             |
| 8133                | Social advocacy organizations                              | 754   | 4 540             | 19 263         | 36                             | 14  | 8          | 8          | 4          | —         | 2          | —          | —          | —             |
| 81331               | Social advocacy organizations                              | 754   | 4 540             | 19 263         | 36                             | 14  | 8          | 8          | 4          | —         | 2          | —          | —          | —             |
| 813312              | Environment & wildlife organizations                       | 354   | 1 756             | 7 640          | 6                              | 1   | —          | 1          | 3          | —         | 1          | —          | —          | —             |
| 813319              | Other social advocacy organizations                        | 363   | 2 460             | 10 216         | 23                             | 10  | 5          | 6          | 1          | —         | 1          | —          | —          | —             |
| 8134                | Civic & social organizations                               | 961   | 6 252             | 25 316         | 68                             | 37  | 14         | 6          | 7          | 1         | 3          | —          | —          | —             |
| 81341               | Civic & social organizations                               | 961   | 6 252             | 25 316         | 68                             | 37  | 14         | 6          | 7          | 1         | 3          | —          | —          | —             |
| 813410              | Civic & social organizations                               | 961   | 6 252             | 25 316         | 68                             | 37  | 14         | 6          | 7          | 1         | 3          | —          | —          | —             |
| 8139                | Business, labor, political, like organizations             | 2 268   | 18 305            | 73 339         | 183                            | 86  | 49         | 24         | 20         | 1         | 2          | 1          | —          | —             |
| 81391               | Business associations                                      | 671   | 9 584             | 37 156         | 39                             | 20  | 11         | 5          | 2          | —         | —          | 1          | —          | —             |
| 813910              | Business associations                                      | 671   | 9 584             | 37 156         | 39                             | 20  | 11         | 5          | 2          | —         | —          | 1          | —          | —             |
| 81392               | Professional organizations                                 | 168   | 1 737             | 6 822          | 29                             | 21  | 3          | 3          | 2          | —         | —          | —          | —          | —             |
| 813920              | Professional organizations                                 | 168   | 1 737             | 6 822          | 29                             | 21  | 3          | 3          | 2          | —         | —          | —          | —          | —             |
| 81393               | Labor unions & similar labor organizations                 | 1 184   | 5 589             | 23 542         | 80                             | 25  | 26         | 13         | 13         | 1         | 2          | —          | —          | —             |
| 813930              | Labor unions & similar labor organizations                 | 1 184   | 5 589             | 23 542         | 80                             | 25  | 26         | 13         | 13         | 1         | 2          | —          | —          | —             |
| 81399               | Oth similar organizations (exc business, prof, labor, pol) | (C)   | (D)               | (D)            | 32                             | 18  | 9          | 2          | 3          | —         | —          | —          | —          | —             |
| <b>99</b>           | <b>Unclassified establishments</b>                         | <b>160</b>                                      | <b>467</b>        | <b>2 153</b>   | <b>200</b>                     | <b>200</b>  | <b>—</b>   | <b>—</b>   | <b>—</b>   | <b>—</b>  | <b>—</b>   | <b>—</b>   | <b>—</b>   | <b>—</b>      |

See footnotes at end of table.

**Table 6. Counties—Employees, Payroll, and Establishments by Industry: 2003—Con.**

[Excludes most government employees, railroad employees, and self-employed persons. Size class 1 to 4 includes establishments with payroll, but no employees, during mid-March pay period. (D) denotes figures withheld to avoid disclosing data for individual companies; the data are included in broader industry totals. Detailed industries with 100 or more employees are shown if industry was not a (D). For explanation of terms, abbreviations, and data reliability/comparability, see introductory text]

| NAICS code    | Industry   | Number of employees for week including March 12 | Payroll (\$1,000) |                  | Total number of establishments | Number of establishments by employment-size class |            |            |            |           |            |            |            |               |
|---------------|--|---|-------------------|------------------|--------------------------------|---|------------|------------|------------|-----------|------------|------------|------------|---------------|
|               |  |   | First quarter     | Annual           |                                | 1 to 4  | 5 to 9     | 10 to 19   | 20 to 49   | 50 to 99  | 100 to 249 | 250 to 499 | 500 to 999 | 1,000 or more |
| <b>JASPER</b> |  |   |                   |                  |                                |   |            |            |            |           |            |            |            |               |
|               | <b>Total</b> .....   | <b>52 564</b>                                   | <b>331 020</b>    | <b>1 395 120</b> | <b>3 267</b>                   | <b>1 735</b>                                      | <b>662</b> | <b>447</b> | <b>273</b> | <b>79</b> | <b>45</b>  | <b>13</b>  | <b>10</b>  | <b>3</b>      |
| 11            | Forestry, fishing, hunting, and agriculture support .....                | (A)   | (D)               | (D)              | 3                              | 2   | 1          | —          | —          | —         | —          | —          | —          | —             |
| 21            | Mining .....   | (B)   | (D)               | (D)              | 6                              | 3   | 1          | 2          | —          | —         | —          | —          | —          | —             |
| 22            | Utilities .....  | 495   | 7 142             | 26 711           | 9                              | 2   | —          | 1          | 3          | 2         | —          | 1          | —          | —             |
| 221           | Utilities .....  | 495   | 7 142             | 26 711           | 9                              | 2   | —          | 1          | 3          | 2         | —          | 1          | —          | —             |
| 2211          | Elec pwr generation, transm & distribution ...                           | (E)   | (D)               | (D)              | 5                              | —   | —          | 1          | 2          | 1         | —          | 1          | —          | —             |
| 22111         | Electric power generation .....  | (E)   | (D)               | (D)              | 4                              | —   | —          | 1          | 1          | 1         | —          | 1          | —          | —             |
| 23            | Construction .....   | 1 977   | 12 276            | 55 169           | 285                            | 186   | 39         | 33         | 24         | 2         | 1          | —          | —          | —             |
| 236           | Construction of Buildings .....  | 488   | 3 058             | 14 254           | 85                             | 51  | 18         | 12         | 4          | —         | —          | —          | —          | —             |
| 2361          | Residential Building Construction .....                                  | 312   | 1 784             | 8 233            | 71                             | 48  | 15         | 6          | 2          | —         | —          | —          | —          | —             |
| 23611         | Residential Building Construction .....                                  | 312   | 1 784             | 8 233            | 71                             | 48  | 15         | 6          | 2          | —         | —          | —          | —          | —             |
| 236115        | New Single-Family Housing Construction (except Operative Builders) ..... | 149   | 741               | 3 188            | 42                             | 31  | 7          | 4          | —          | —         | —          | —          | —          | —             |
| 2362          | Nonresidential Building Construction .....                               | 176   | 1 274             | 6 021            | 14                             | 3   | 3          | 6          | 2          | —         | —          | —          | —          | —             |
| 23622         | Commercial and Institutional Building Construction .....                 | (C)   | (D)               | (D)              | 13                             | 3   | 3          | 6          | 1          | —         | —          | —          | —          | —             |
| 237           | Heavy and Civil Engineering Construction .....                           | 242   | 1 433             | 7 119            | 25                             | 17  | 2          | 2          | 3          | 1         | —          | —          | —          | —             |
| 238           | Specialty Trade Contractors .....  | 1 247   | 7 785             | 33 796           | 175                            | 118   | 19         | 19         | 17         | 1         | 1          | —          | —          | —             |
| 2381          | Foundation, Structure, and Building Exterior Contractors .....           | 238   | 1 077             | 4 777            | 45                             | 31  | 6          | 5          | 3          | —         | —          | —          | —          | —             |
| 2382          | Building Equipment Contractors .....                                     | 766   | 5 590             | 23 548           | 72                             | 40  | 8          | 10         | 13         | —         | 1          | —          | —          | —             |
| 23821         | Electrical Contractors .....   | 378   | 2 927             | 11 277           | 35                             | 22  | 4          | 5          | 3          | —         | 1          | —          | —          | —             |
| 238210        | Electrical Contractors .....   | 378   | 2 927             | 11 277           | 35                             | 22  | 4          | 5          | 3          | —         | 1          | —          | —          | —             |
| 23822         | Plumbing, Heating, and Air-Conditioning Contractors .....                | 287   | 1 961             | 9 061            | 32                             | 16  | 4          | 5          | 7          | —         | —          | —          | —          | —             |
| 238220        | Plumbing, Heating, and Air-Conditioning Contractors .....                | 287   | 1 961             | 9 061            | 32                             | 16  | 4          | 5          | 7          | —         | —          | —          | —          | —             |
| 23829         | Other Building Equipment Contractors .....                               | 101   | 702               | 3 210            | 5                              | 2   | —          | —          | 3          | —         | —          | —          | —          | —             |
| 238290        | Other Building Equipment Contractors .....                               | 101   | 702               | 3 210            | 5                              | 2   | —          | —          | 3          | —         | —          | —          | —          | —             |
| 2383          | Building Finishing Contractors .....                                     | 178   | 795               | 3 908            | 30                             | 22  | 4          | 2          | 1          | 1         | —          | —          | —          | —             |
| 23831         | Drywall and Insulation Contractors .....                                 | 112   | 474               | 2 289            | 10                             | 7   | 1          | —          | 1          | 1         | —          | —          | —          | —             |
| 238310        | Drywall and Insulation Contractors .....                                 | 112   | 474               | 2 289            | 10                             | 7   | 1          | —          | 1          | 1         | —          | —          | —          | —             |
| 31-33         | Manufacturing .....  | 10 480  | 78 024            | 332 501          | 189                            | 69  | 32         | 25         | 27         | 9         | 18         | 3          | 6          | —             |
| 311           | Food mfg .....   | 3 041   | 19 172            | 91 775           | 22                             | 9   | —          | 1          | 4          | 1         | 3          | 1          | 3          | —             |
| 3111          | Animal food mfg .....  | (E)   | (D)               | (D)              | 3                              | 1   | —          | —          | —          | 1         | 1          | —          | —          | —             |
| 31111         | Animal food mfg .....  | (E)   | (D)               | (D)              | 3                              | 1   | —          | —          | —          | 1         | 1          | —          | —          | —             |
| 3112          | Grain & oilseed milling .....  | 296   | 2 146             | 10 725           | 3                              | —   | —          | —          | 2          | —         | —          | 1          | —          | —             |
| 31122         | Starch & vegetable fats & oils mfg .....                                 | (E)   | (D)               | (D)              | 2                              | —   | —          | —          | 1          | —         | —          | 1          | —          | —             |
| 3114          | Fruit & veg preserving & specialty food mfg ....                         | (C)   | (D)               | (D)              | 1                              | —   | —          | —          | —          | —         | 1          | —          | —          | —             |
| 31142         | Fruit & veg canning, pickling & drying .....                             | (C)   | (D)               | (D)              | —                              | —   | —          | —          | —          | —         | 1          | —          | —          | —             |
| 3115          | Dairy product mfg .....  | (F)   | (D)               | (D)              | 1                              | —   | —          | —          | —          | —         | —          | —          | 1          | —             |
| 31151         | Dairy product (exc frozen) mfg .....                                     | (F)   | (D)               | (D)              | 1                              | —   | —          | —          | —          | —         | —          | —          | 1          | —             |
| 3116          | Animal slaughtering & processing .....                                   | (F)   | (D)               | (D)              | 3                              | 2   | —          | —          | —          | —         | —          | —          | 1          | —             |
| 31161         | Animal slaughtering & processing .....                                   | (F)   | (D)               | (D)              | 3                              | 2   | —          | —          | —          | —         | —          | —          | 1          | —             |
| 3118          | Bakeries & tortilla mfg .....  | (F)   | (D)               | (D)              | 5                              | 2   | —          | 1          | —          | —         | 1          | —          | 1          | —             |
| 31182         | Cookie, cracker & pasta mfg .....  | (F)   | (D)               | (D)              | 2                              | —   | —          | —          | —          | —         | 1          | —          | 1          | —             |
| 315           | Apparel manufacturing .....  | (E)   | (D)               | (D)              | 5                              | 3   | —          | —          | 1          | —         | —          | 1          | —          | —             |
| 3152          | Cut & sew apparel mfg .....  | (E)   | (D)               | (D)              | 5                              | 3   | —          | —          | 1          | —         | —          | 1          | —          | —             |
| 31523         | Women's, girls' cut & sew apparel mfg .....                              | (E)   | (D)               | (D)              | 1                              | —   | —          | —          | —          | —         | —          | 1          | —          | —             |
| 316           | Leather & allied product mfg .....                                       | (C)   | (D)               | (D)              | 1                              | —   | —          | —          | —          | —         | 1          | —          | —          | —             |
| 3162          | Footwear mfg .....   | (C)   | (D)               | (D)              | 1                              | —   | —          | —          | —          | —         | 1          | —          | —          | —             |
| 31621         | Footwear mfg .....   | (C)   | (D)               | (D)              | 1                              | —   | —          | —          | —          | —         | 1          | —          | —          | —             |
| 321           | Wood product mfg .....   | 242   | 1 564             | 6 917            | 9                              | 4   | —          | 2          | 1          | 1         | 1          | —          | —          | —             |
| 3219          | Other wood product mfg .....   | (C)   | (D)               | (D)              | 8                              | 4   | —          | 2          | 1          | —         | 1          | —          | —          | —             |
| 32191         | Millwork .....   | (C)   | (D)               | (D)              | 4                              | 2   | —          | —          | 1          | —         | 1          | —          | —          | —             |
| 322           | Paper mfg .....  | 258   | 1 205             | 5 442            | 3                              | —   | 1          | —          | 1          | —         | 1          | —          | —          | —             |
| 3222          | Converted paper product mfg .....  | 258   | 1 205             | 5 442            | 3                              | —   | 1          | —          | 1          | —         | 1          | —          | —          | —             |
| 32221         | Paperboard container mfg .....   | (C)   | (D)               | (D)              | 2                              | —   | —          | —          | 1          | —         | 1          | —          | —          | —             |
| 323           | Printing & related support activities .....                              | 397   | 3 104             | 12 642           | 15                             | 5   | 6          | 1          | 1          | 1         | 1          | —          | —          | —             |
| 3231          | Printing & related support activities .....                              | 397   | 3 104             | 12 642           | 15                             | 5   | 6          | 1          | 1          | 1         | 1          | —          | —          | —             |
| 32311         | Printing .....   | (E)   | (D)               | (D)              | 14                             | 5   | 6          | 1          | 1          | —         | 1          | —          | —          | —             |
| 324           | Petroleum & coal products mfg .....                                      | (F)   | (D)               | (D)              | 2                              | 1   | —          | —          | —          | —         | —          | —          | 1          | —             |
| 3241          | Petroleum & coal products mfg .....                                      | (F)   | (D)               | (D)              | 2                              | 1   | —          | —          | —          | —         | —          | —          | 1          | —             |
| 32412         | Asphalt paving, roofing & saturated mat mfg ..                           | (F)   | (D)               | (D)              | 2                              | 1   | —          | —          | —          | —         | —          | —          | 1          | —             |
| 325           | Chemical mfg .....   | 317   | 2 921             | 12 062           | 8                              | 3   | 1          | 1          | 2          | —         | 1          | —          | —          | —             |
| 3259          | Other chemical product & preparation mfg .....                           | (C)   | (D)               | (D)              | 3                              | 1   | 1          | —          | —          | —         | 1          | —          | —          | —             |
| 32592         | Explosives mfg .....   | (C)   | (D)               | (D)              | 1                              | —   | —          | —          | —          | —         | 1          | —          | —          | —             |
| 326           | Plastics & rubber products mfg .....                                     | (C)   | (D)               | (D)              | 2                              | —   | 1          | —          | —          | —         | 1          | —          | —          | —             |
| 3261          | Plastics product mfg .....   | (C)   | (D)               | (D)              | 2                              | —   | 1          | —          | —          | —         | 1          | —          | —          | —             |
| 32611         | Unsupported plastics film, sheet, & bag mfg ..                           | (C)   | (D)               | (D)              | 1                              | —   | —          | —          | —          | —         | 1          | —          | —          | —             |
| 327           | Nonmetallic mineral product mfg .....                                    | 206   | 1 302             | 5 419            | 14                             | 4   | 1          | 4          | 5          | —         | —          | —          | —          | —             |
| 3273          | Cement & concrete product mfg .....                                      | 133   | 846               | 3 595            | 8                              | 2   | 1          | 2          | 3          | —         | —          | —          | —          | —             |
| 331           | Primary metal mfg .....  | (C)   | (D)               | (D)              | 3                              | —   | 2          | —          | —          | —         | 1          | —          | —          | —             |
| 3312          | Steel product mfg from purchased steel .....                             | (C)   | (D)               | (D)              | 1                              | —   | —          | —          | —          | —         | 1          | —          | —          | —             |
| 33122         | Rolling & drawing of purchased steel .....                               | (C)   | (D)               | (D)              | 1                              | —   | —          | —          | —          | —         | 1          | —          | —          | —             |

See footnotes at end of table.

**Table 6. Counties—Employees, Payroll, and Establishments by Industry: 2003—Con.**

[Excludes most government employees, railroad employees, and self-employed persons. Size class 1 to 4 includes establishments with payroll, but no employees, during mid-March pay period. (D) denotes figures withheld to avoid disclosing data for individual companies; the data are included in broader industry totals. Detailed industries with 100 or more employees are shown if industry was not a (D). For explanation of terms, abbreviations, and data reliability/comparability, see introductory text]

| NAICS code                      | Industry   | Number of employees for week including March 12 | Payroll (\$1,000) |               | Total number of establishments | Number of establishments by employment-size class |           |           |           |          |            |            |            |               |
|---------------------------------|--|---|-------------------|---------------|--------------------------------|---|-----------|-----------|-----------|----------|------------|------------|------------|---------------|
|                                 |  |   | First quarter     | Annual        |                                | 1 to 4  | 5 to 9    | 10 to 19  | 20 to 49  | 50 to 99 | 100 to 249 | 250 to 499 | 500 to 999 | 1,000 or more |
| <b>JASPER—Con.</b>              |  |   |                   |               |                                |   |           |           |           |          |            |            |            |               |
| <b>31-33 Manufacturing—Con.</b> |  |   |                   |               |                                |   |           |           |           |          |            |            |            |               |
| 332                             | Fabricated metal product mfg .....   | 1 508   | 12 067            | 44 709        | 41                             | 13  | 12        | 7         | 3         | 2        | 3          | —          | 1          | —             |
| 3323                            | Architectural & structural metals mfg .....                                    | 218   | 1 945             | 7 173         | 5                              | 1   | 1         | 1         | 1         | —        | 1          | —          | —          | —             |
| 33232                           | Ornamental & architectural metal prod mfg ...                                  | (C)   | (D)               | (D)           | 3                              | —   | 1         | 1         | —         | —        | 1          | —          | —          | —             |
| 3324                            | Boiler, tank & shipping container mfg .....                                    | (C)   | (D)               | (D)           | 3                              | —   | 2         | —         | —         | —        | 1          | —          | —          | —             |
| 33241                           | Power boiler & heat exchanger mfg .....  | (C)   | (D)               | (D)           | 1                              | —   | —         | —         | —         | —        | 1          | —          | —          | —             |
| 3326                            | Spring & wire product mfg .....  | (F)   | (D)               | (D)           | 2                              | —   | —         | —         | —         | —        | 1          | —          | 1          | —             |
| 33261                           | Spring & wire product mfg .....  | (F)   | (D)               | (D)           | 2                              | —   | —         | —         | —         | —        | 1          | —          | 1          | —             |
| 3327                            | Mach shops, turn prod, screw, nut, bolt mfg ....                               | 251   | 1 657             | 6 668         | 22                             | 11  | 6         | 3         | 1         | 1        | —          | —          | —          | —             |
| 33271                           | Machine shops .....  | 120   | 779               | 3 219         | 19                             | 11  | 6         | 1         | 1         | —        | —          | —          | —          | —             |
| 332710                          | Machine shops .....  | 120   | 779               | 3 219         | 19                             | 11  | 6         | 1         | 1         | —        | —          | —          | —          | —             |
| 33272                           | Turned product & screw, nut & bolt mfg .....                                   | 131   | 878               | 3 449         | 3                              | —   | —         | 2         | —         | 1        | —          | —          | —          | —             |
| 332721                          | Precision turned product mfg .....   | 131   | 878               | 3 449         | 3                              | —   | —         | 2         | —         | 1        | —          | —          | —          | —             |
| 3329                            | Other fabricated metal product mfg .....                                       | (C)   | (D)               | (D)           | 3                              | —   | —         | 1         | 1         | 1        | —          | —          | —          | —             |
| 333                             | Machinery mfg .....  | 646   | 5 120             | 21 422        | 19                             | 6   | 4         | 4         | 3         | —        | 1          | 1          | —          | —             |
| 3335                            | Metalworking machinery mfg .....   | 263   | 1 757             | 7 073         | 7                              | 1   | 2         | 1         | 2         | —        | 1          | —          | —          | —             |
| 33351                           | Metalworking machinery mfg .....   | 263   | 1 757             | 7 073         | 7                              | 1   | 2         | 1         | 2         | —        | 1          | —          | —          | —             |
| 3339                            | Other general purpose machinery mfg .....                                      | (E)   | (D)               | (D)           | 3                              | 1   | —         | 1         | —         | —        | —          | 1          | —          | —             |
| 33399                           | All other general purpose machinery mfg ....                                   | (E)   | (D)               | (D)           | 1                              | —   | —         | —         | —         | —        | —          | 1          | —          | —             |
| 334                             | Computer & electronic product mfg .....  | (E)   | (D)               | (D)           | 3                              | 1   | —         | —         | —         | 1        | 1          | —          | —          | —             |
| 3344                            | Semiconductor & oth electronic component mfg .....                             | (E)   | (D)               | (D)           | 2                              | —   | —         | —         | —         | 1        | 1          | —          | —          | —             |
| 33441                           | Semiconductor & oth electronic component mfg .....                             | (E)   | (D)               | (D)           | 2                              | —   | —         | —         | —         | 1        | 1          | —          | —          | —             |
| 335                             | Electrical equip, appliance & component mfg .....                              | (G)   | (D)               | (D)           | 6                              | 1   | —         | 1         | 1         | 1        | 1          | —          | 1          | —             |
| 3351                            | Electric lighting equipment mfg .....  | (E)   | (D)               | (D)           | 2                              | —   | —         | —         | 1         | —        | 1          | —          | —          | —             |
| 33512                           | Lighting fixture mfg .....   | (E)   | (D)               | (D)           | 2                              | —   | —         | —         | 1         | —        | 1          | —          | —          | —             |
| 3359                            | Other electrical equipment & component mfg ...                                 | (G)   | (D)               | (D)           | 3                              | 1   | —         | —         | —         | 1        | —          | —          | 1          | —             |
| 33591                           | Battery mfg .....  | (G)   | (D)               | (D)           | 2                              | —   | —         | —         | —         | 1        | —          | —          | 1          | —             |
| 336                             | Transportation equipment mfg .....   | 171   | 1 994             | 8 018         | 5                              | 2   | —         | 2         | —         | —        | 1          | —          | —          | —             |
| 3363                            | Motor vehicle parts mfg .....  | (C)   | (D)               | (D)           | 3                              | 1   | —         | 1         | —         | —        | 1          | —          | —          | —             |
| 33639                           | Other motor vehicle parts mfg .....  | (C)   | (D)               | (D)           | 1                              | —   | —         | —         | —         | —        | 1          | —          | —          | —             |
| 337                             | Furniture & related product mfg .....  | 391   | 2 765             | 11 898        | 15                             | 6   | 1         | 2         | 4         | 1        | 1          | —          | —          | —             |
| 3371                            | HH & institutional furniture & kitchen cabinet mfg .....                       | (C)   | (D)               | (D)           | 13                             | 5   | 1         | 2         | 4         | 1        | —          | —          | —          | —             |
| 33712                           | Household & institutional furniture mfg .....                                  | 170   | 1 155             | 4 895         | 7                              | 1   | 1         | 2         | 2         | 1        | —          | —          | —          | —             |
| 3372                            | Office furniture (including fixtures) mfg .....                                | (C)   | (D)               | (D)           | 2                              | 1   | —         | —         | —         | —        | 1          | —          | —          | —             |
| 33721                           | Office furniture (including fixtures) mfg .....                                | (C)   | (D)               | (D)           | 2                              | 1   | —         | —         | —         | —        | 1          | —          | —          | —             |
| 339                             | Miscellaneous mfg .....  | 138   | 1 132             | 4 688         | 13                             | 9   | 2         | —         | 1         | 1        | —          | —          | —          | —             |
| <b>42</b>                       | <b>Wholesale trade .....</b>   | <b>1 921</b>                                    | <b>14 411</b>     | <b>59 761</b> | <b>174</b>                     | <b>69</b>   | <b>48</b> | <b>29</b> | <b>22</b> | <b>6</b> | —          | —          | —          | —             |
| 423                             | Merchant Wholesalers, Durable Goods .....                                      | 1 155   | 8 732             | 36 363        | 110                            | 40  | 33        | 21        | 12        | 4        | —          | —          | —          | —             |
| 4231                            | Motor Vehicle and Motor Vehicle Parts and Supplies Merchant Wholesalers .....  | 243   | 1 861             | 7 379         | 14                             | 3   | 5         | 2         | 2         | 2        | —          | —          | —          | —             |
| 42311                           | Automobile and Other Motor Vehicle Merchant Wholesalers .....                  | 172   | 1 328             | 5 190         | 6                              | 1   | 2         | —         | 1         | 2        | —          | —          | —          | —             |
| 423110                          | Automobile and Other Motor Vehicle Merchant Wholesalers .....                  | 172   | 1 328             | 5 190         | 6                              | 1   | 2         | —         | 1         | 2        | —          | —          | —          | —             |
| 4234                            | Professional and Commercial Equipment and Supplies Merchant Wholesalers .....  | 115   | 757               | 2 969         | 18                             | 7   | 7         | 3         | 1         | —        | —          | —          | —          | —             |
| 4235                            | Metal and Mineral (except Petroleum) Merchant Wholesalers .....                | 104   | 928               | 3 753         | 6                              | 1   | 2         | 1         | 2         | —        | —          | —          | —          | —             |
| 42351                           | Metal Service Centers and Other Metal Merchant Wholesalers .....               | 104   | 928               | 3 753         | 6                              | 1   | 2         | 1         | 2         | —        | —          | —          | —          | —             |
| 423510                          | Metal Service Centers and Other Metal Merchant Wholesalers .....               | 104   | 928               | 3 753         | 6                              | 1   | 2         | 1         | 2         | —        | —          | —          | —          | —             |
| 4236                            | Electrical and Electronic Goods Merchant Wholesalers .....                     | 125   | 1 036             | 4 235         | 7                              | —   | 3         | 2         | 1         | 1        | —          | —          | —          | —             |
| 42361                           | Electrical Apparatus and Equipment, Wiring Supplies, and Related Equipme ..... | (C)   | (D)               | (D)           | 5                              | —   | 2         | 1         | 1         | 1        | —          | —          | —          | —             |
| 4238                            | Machinery, Equipment, and Supplies Merchant Wholesalers .....                  | 255   | 1 984             | 8 539         | 30                             | 11  | 8         | 9         | 2         | —        | —          | —          | —          | —             |
| 42384                           | Industrial Supplies Merchant Wholesalers .....                                 | 104   | 789               | 3 186         | 11                             | 2   | 5         | 3         | 1         | —        | —          | —          | —          | —             |
| 423840                          | Industrial Supplies Merchant Wholesalers ..                                    | 104   | 789               | 3 186         | 11                             | 2   | 5         | 3         | 1         | —        | —          | —          | —          | —             |
| 4239                            | Miscellaneous Durable Goods Merchant Wholesalers .....                         | 195   | 1 391             | 6 279         | 14                             | 5   | 2         | 3         | 3         | 1        | —          | —          | —          | —             |
| 42393                           | Recyclable Material Merchant Wholesalers ...                                   | 105   | 835               | 3 566         | 7                              | 3   | —         | 2         | 1         | 1        | —          | —          | —          | —             |
| 423930                          | Recyclable Material Merchant Wholesalers ...                                   | 105   | 835               | 3 566         | 7                              | 3   | —         | 2         | 1         | 1        | —          | —          | —          | —             |
| 424                             | Merchant Wholesalers, Nondurable Goods .....                                   | 665   | 5 074             | 20 887        | 55                             | 23  | 13        | 8         | 10        | 1        | —          | —          | —          | —             |
| 4244                            | Grocery and Related Product Wholesalers .....                                  | 167   | 1 838             | 7 236         | 12                             | 5   | 4         | —         | 2         | 1        | —          | —          | —          | —             |
| 42449                           | Other Grocery and Related Products Merchant Wholesalers .....                  | 119   | 1 415             | 5 556         | 6                              | 3   | 1         | —         | 1         | 1        | —          | —          | —          | —             |
| 424490                          | Other Grocery and Related Products Merchant Wholesalers .....                  | 119   | 1 415             | 5 556         | 6                              | 3   | 1         | —         | 1         | 1        | —          | —          | —          | —             |
| 4248                            | Beer, Wine, and Distilled Alcoholic Beverage Merchant Wholesalers .....        | 100   | 923               | 4 388         | 4                              | 1   | —         | —         | 3         | —        | —          | —          | —          | —             |
| 4249                            | Miscellaneous Nondurable Goods Merchant Wholesalers .....                      | 154   | 878               | 3 521         | 15                             | 7   | 4         | 2         | 2         | —        | —          | —          | —          | —             |

See footnotes at end of table.

**Table 6. Counties—Employees, Payroll, and Establishments by Industry: 2003—Con.**

[Excludes most government employees, railroad employees, and self-employed persons. Size class 1 to 4 includes establishments with payroll, but no employees, during mid-March pay period. (D) denotes figures withheld to avoid disclosing data for individual companies; the data are included in broader industry totals. Detailed industries with 100 or more employees are shown if industry was not a (D). For explanation of terms, abbreviations, and data reliability/comparability, see introductory text]

| NAICS code                     | Industry  | Number of employees for week including March 12 | Payroll (\$1,000) |                | Total number of establishments | Number of establishments by employment-size class |            |           |           |           |            |            |            |               |
|--------------------------------|---|---|-------------------|----------------|--------------------------------|---|------------|-----------|-----------|-----------|------------|------------|------------|---------------|
|                                |   |   | First quarter     | Annual         |                                | 1 to 4  | 5 to 9     | 10 to 19  | 20 to 49  | 50 to 99  | 100 to 249 | 250 to 499 | 500 to 999 | 1,000 or more |
| <b>JASPER—Con.</b>             |   |   |                   |                |                                |   |            |           |           |           |            |            |            |               |
| <b>42 Wholesale trade—Con.</b> |   |   |                   |                |                                |   |            |           |           |           |            |            |            |               |
| 425                            | Wholesale Electronic Markets and Agents and Brokers ..... | 101   | 605               | 2 511          | 9                              | 6   | 2          | —         | —         | 1         | —          | —          | —          | —             |
| 4251                           | Wholesale Electronic Markets and Agents and Brokers ..... | 101   | 605               | 2 511          | 9                              | 6   | 2          | —         | —         | 1         | —          | —          | —          | —             |
| 42512                          | Wholesale Trade Agents and Brokers .....                  | 101   | 605               | 2 511          | 9                              | 6   | 2          | —         | —         | 1         | —          | —          | —          | —             |
| 425120                         | Wholesale Trade Agents and Brokers .....                  | 101   | 605               | 2 511          | 9                              | 6   | 2          | —         | —         | 1         | —          | —          | —          | —             |
| <b>44-45</b>                   | <b>Retail trade .....</b>                                 | <b>8 313</b>                                    | <b>36 244</b>     | <b>153 782</b> | <b>596</b>                     | <b>246</b>  | <b>180</b> | <b>96</b> | <b>49</b> | <b>11</b> | <b>10</b>  | <b>4</b>   | —          | —             |
| 441                            | Motor vehicle & parts dealers .....                       | 1 173   | 7 861             | 35 419         | 98                             | 42  | 24         | 20        | 8         | 2         | 2          | —          | —          | —             |
| 4411                           | Automobile dealers .....                                  | 688   | 5 152             | 23 392         | 42                             | 24  | 8          | 2         | 4         | 2         | 2          | —          | —          | —             |
| 44111                          | New car dealers .....                                     | 594   | 4 675             | 21 257         | 11                             | 1   | 1          | 1         | 4         | 2         | 2          | —          | —          | —             |
| 441110                         | New car dealers .....                                     | 594   | 4 675             | 21 257         | 11                             | 1   | 1          | 1         | 4         | 2         | 2          | —          | —          | —             |
| 4413                           | Automotive parts, accessories & tire stores .....         | 386   | 2 030             | 8 669          | 49                             | 14  | 16         | 18        | 1         | —         | —          | —          | —          | —             |
| 44131                          | Automotive parts, accessories & tire stores .....         | 235   | 1 127             | 4 953          | 32                             | 12  | 9          | 10        | 1         | —         | —          | —          | —          | —             |
| 441310                         | Automotive parts, accessories & tire stores .....         | 235   | 1 127             | 4 953          | 32                             | 12  | 9          | 10        | 1         | —         | —          | —          | —          | —             |
| 44132                          | Tire dealers .....  | 151   | 903               | 3 716          | 17                             | 2   | 7          | 8         | —         | —         | —          | —          | —          | —             |
| 441320                         | Tire dealers .....  | 151   | 903               | 3 716          | 17                             | 2   | 7          | 8         | —         | —         | —          | —          | —          | —             |
| 442                            | Furniture & home furnishing stores .....                  | 157   | 804               | 3 481          | 27                             | 12  | 10         | 5         | —         | —         | —          | —          | —          | —             |
| 443                            | Electronics & appliance stores .....                      | 195   | 964               | 3 912          | 26                             | 13  | 10         | 2         | —         | 1         | —          | —          | —          | —             |
| 4431                           | Electronics & appliance stores .....                      | 195   | 964               | 3 912          | 26                             | 13  | 10         | 2         | —         | 1         | —          | —          | —          | —             |
| 44311                          | Appliance, TV & all other electronics stores ..           | 164   | 820               | 3 349          | 20                             | 11  | 6          | 2         | —         | 1         | —          | —          | —          | —             |
| 443112                         | Radio, television & other electronics stores ..           | 129   | 681               | 2 795          | 13                             | 8   | 3          | 1         | —         | 1         | —          | —          | —          | —             |
| 444                            | Bldg material & garden equip & supp dealers .....         | 712   | 3 703             | 15 202         | 57                             | 25  | 14         | 10        | 6         | —         | 2          | —          | —          | —             |
| 4441                           | Building material & supplies dealers .....                | 584   | 3 208             | 13 076         | 39                             | 17  | 10         | 5         | 5         | —         | 2          | —          | —          | —             |
| 44411                          | Home centers .....  | 324   | 1 643             | 6 685          | 4                              | —   | —          | 1         | 1         | —         | 2          | —          | —          | —             |
| 444110                         | Home centers .....  | 324   | 1 643             | 6 685          | 4                              | —   | —          | 1         | 1         | —         | 2          | —          | —          | —             |
| 44419                          | Other building material dealers .....                     | 232   | 1 454             | 5 919          | 28                             | 13  | 7          | 4         | 4         | —         | —          | —          | —          | —             |
| 444190                         | Other building material dealers .....                     | 232   | 1 454             | 5 919          | 28                             | 13  | 7          | 4         | 4         | —         | —          | —          | —          | —             |
| 4442                           | Lawn & garden equip & supplies stores .....               | 128   | 495               | 2 126          | 18                             | 8   | 4          | 5         | 1         | —         | —          | —          | —          | —             |
| 445                            | Food & beverage stores .....                              | 428   | 1 609             | 6 934          | 36                             | 15  | 10         | 4         | 5         | 2         | —          | —          | —          | —             |
| 4451                           | Grocery stores .....                                      | 321   | 1 265             | 5 415          | 19                             | 8   | 4          | 1         | 4         | 2         | —          | —          | —          | —             |
| 44511                          | Grocery (except convenience) stores .....                 | 279   | 1 146             | 4 875          | 12                             | 4   | 2          | 1         | 3         | 2         | —          | —          | —          | —             |
| 445110                         | Grocery (except convenience) stores .....                 | 279   | 1 146             | 4 875          | 12                             | 4   | 2          | 1         | 3         | 2         | —          | —          | —          | —             |
| 446                            | Health & personal care stores .....                       | 360   | 1 889             | 8 219          | 44                             | 20  | 12         | 5         | 7         | —         | —          | —          | —          | —             |
| 4461                           | Health & personal care stores .....                       | 360   | 1 889             | 8 219          | 44                             | 20  | 12         | 5         | 7         | —         | —          | —          | —          | —             |
| 44611                          | Pharmacies & drug stores .....                            | 196   | 1 249             | 5 571          | 13                             | 1   | 4          | 3         | 5         | —         | —          | —          | —          | —             |
| 446110                         | Pharmacies & drug stores .....                            | 196   | 1 249             | 5 571          | 13                             | 1   | 4          | 3         | 5         | —         | —          | —          | —          | —             |
| 447                            | Gasoline stations .....                                   | 1 052   | 2 811             | 11 911         | 71                             | 19  | 26         | 16        | 6         | 3         | 1          | —          | —          | —             |
| 4471                           | Gasoline stations .....                                   | 1 052   | 2 811             | 11 911         | 71                             | 19  | 26         | 16        | 6         | 3         | 1          | —          | —          | —             |
| 44711                          | Gasoline stations with convenience stores ..              | 687   | 1 292             | 5 528          | 60                             | 14  | 26         | 14        | 5         | 1         | —          | —          | —          | —             |
| 447110                         | Gasoline stations with convenience stores ..              | 687   | 1 292             | 5 528          | 60                             | 14  | 26         | 14        | 5         | 1         | —          | —          | —          | —             |
| 44719                          | Other gasoline stations .....                             | 365   | 1 519             | 6 383          | 11                             | 5   | —          | 2         | 1         | 2         | 1          | —          | —          | —             |
| 447190                         | Other gasoline stations .....                             | 365   | 1 519             | 6 383          | 11                             | 5   | —          | 2         | 1         | 2         | 1          | —          | —          | —             |
| 448                            | Clothing & clothing accessories stores .....              | 654   | 1 954             | 7 724          | 80                             | 30  | 27         | 18        | 4         | 1         | —          | —          | —          | —             |
| 4481                           | Clothing stores .....                                     | 490   | 1 341             | 5 314          | 53                             | 21  | 14         | 13        | 4         | 1         | —          | —          | —          | —             |
| 44812                          | Women's clothing stores .....                             | 124   | 288               | 1 335          | 20                             | 10  | 4          | 5         | 1         | —         | —          | —          | —          | —             |
| 448120                         | Women's clothing stores .....                             | 124   | 288               | 1 335          | 20                             | 10  | 4          | 5         | 1         | —         | —          | —          | —          | —             |
| 44814                          | Family clothing stores .....                              | 238   | 686               | 2 511          | 13                             | —   | 3          | 7         | 2         | 1         | —          | —          | —          | —             |
| 448140                         | Family clothing stores .....                              | 238   | 686               | 2 511          | 13                             | —   | 3          | 7         | 2         | 1         | —          | —          | —          | —             |
| 4482                           | Shoe stores .....   | 108   | 362               | 1 438          | 17                             | 5   | 9          | 3         | —         | —         | —          | —          | —          | —             |
| 44821                          | Shoe stores .....   | 108   | 362               | 1 438          | 17                             | 5   | 9          | 3         | —         | —         | —          | —          | —          | —             |
| 448210                         | Shoe stores .....   | 108   | 362               | 1 438          | 17                             | 5   | 9          | 3         | —         | —         | —          | —          | —          | —             |
| 451                            | Sporting goods, hobby, book & music stores .....          | 281   | 922               | 3 992          | 28                             | 13  | 9          | 1         | 4         | 1         | —          | —          | —          | —             |
| 4511                           | Sporting goods, hobby, musical instrument stores .....    | 180   | 653               | 2 935          | 22                             | 12  | 6          | 1         | 3         | —         | —          | —          | —          | —             |
| 45112                          | Hobby, toy & game stores .....                            | 118   | 430               | 2 037          | 6                              | 2   | 1          | —         | 3         | —         | —          | —          | —          | —             |
| 451120                         | Hobby, toy & game stores .....                            | 118   | 430               | 2 037          | 6                              | 2   | 1          | —         | 3         | —         | —          | —          | —          | —             |
| 4512                           | Book, periodical & music stores .....                     | 101   | 269               | 1 057          | 6                              | 1   | 3          | —         | 1         | 1         | —          | —          | —          | —             |
| 452                            | General merchandise stores .....                          | 2 552   | 10 672            | 43 804         | 32                             | 6   | 13         | 1         | 3         | 1         | 4          | 4          | —          | —             |
| 4521                           | Department stores .....                                   | 560   | 2 067             | 8 483          | 5                              | 1   | —          | —         | —         | 1         | 3          | —          | —          | —             |
| 45211                          | Department stores .....                                   | 560   | 2 067             | 8 483          | 5                              | 1   | —          | —         | —         | 1         | 3          | —          | —          | —             |
| 4529                           | Other general merchandise stores .....                    | 1 992   | 8 605             | 35 321         | 27                             | 5   | 13         | 1         | 3         | —         | 1          | 4          | —          | —             |
| 45291                          | Warehouse clubs & superstores .....                       | (G)   | (D)               | (D)            | 5                              | —   | —          | —         | —         | —         | 1          | 4          | —          | —             |
| 45299                          | All other general merchandise stores .....                | (C)   | (D)               | (D)            | 22                             | 5   | 13         | 1         | 3         | —         | —          | —          | —          | —             |
| 453                            | Miscellaneous store retailers .....                       | 523   | 1 856             | 8 182          | 74                             | 37  | 22         | 10        | 5         | —         | —          | —          | —          | —             |
| 4532                           | Office supplies, stationery & gift stores .....           | 255   | 1 014             | 4 486          | 28                             | 11  | 11         | 2         | 4         | —         | —          | —          | —          | —             |
| 45322                          | Gift, novelty & souvenir stores .....                     | 178   | 649               | 3 117          | 20                             | 9   | 7          | 2         | 2         | —         | —          | —          | —          | —             |
| 453220                         | Gift, novelty & souvenir stores .....                     | 178   | 649               | 3 117          | 20                             | 9   | 7          | 2         | 2         | —         | —          | —          | —          | —             |
| 4539                           | Other miscellaneous store retailers .....                 | 169   | 610               | 2 634          | 26                             | 14  | 6          | 5         | 1         | —         | —          | —          | —          | —             |
| 454                            | Nonstore retailers .....                                  | 226   | 1 199             | 5 002          | 23                             | 14  | 3          | 4         | 1         | —         | 1          | —          | —          | —             |
| 4542                           | Vending machine operators .....                           | 142   | 758               | 3 240          | 7                              | 3   | 1          | 2         | —         | —         | 1          | —          | —          | —             |
| 45421                          | Vending machine operators .....                           | 142   | 758               | 3 240          | 7                              | 3   | 1          | 2         | —         | —         | 1          | —          | —          | —             |
| 454210                         | Vending machine operators .....                           | 142   | 758               | 3 240          | 7                              | 3   | 1          | 2         | —         | —         | 1          | —          | —          | —             |

See footnotes at end of table.



**Table 6. Counties—Employees, Payroll, and Establishments by Industry: 2003—Con.**

[Excludes most government employees, railroad employees, and self-employed persons. Size class 1 to 4 includes establishments with payroll, but no employees, during mid-March pay period. (D) denotes figures withheld to avoid disclosing data for individual companies; the data are included in broader industry totals. Detailed industries with 100 or more employees are shown if industry was not a (D). For explanation of terms, abbreviations, and data reliability/comparability, see introductory text]

| NAICS code         | Industry   | Number of employees for week including March 12 | Payroll (\$1,000) |                | Total number of establishments | Number of establishments by employment-size class |           |           |           |          |            |            |            |               |  |
|--------------------|--|---|-------------------|----------------|--------------------------------|---|-----------|-----------|-----------|----------|------------|------------|------------|---------------|--|
|                    |  |   | First quarter     | Annual         |                                | 1 to 4  | 5 to 9    | 10 to 19  | 20 to 49  | 50 to 99 | 100 to 249 | 250 to 499 | 500 to 999 | 1,000 or more |  |
| <b>JASPER—Con.</b> |  |   |                   |                |                                |   |           |           |           |          |            |            |            |               |  |
| <b>48-49</b>       | <b>Transportation &amp; warehousing</b> .....                  | <b>5 998</b>                                    | <b>54 768</b>     | <b>230 243</b> | <b>151</b>                     | <b>77</b>   | <b>32</b> | <b>19</b> | <b>11</b> | <b>2</b> | <b>5</b>   | <b>2</b>   | <b>2</b>   | <b>1</b>      |  |
| 484                | Truck transportation .....                                     | 5 330   | 46 877            | 202 074        | 108                            | 60  | 18        | 13        | 8         | 2        | 2          | 2          | 2          | 1             |  |
| 4841               | General freight trucking .....                                 | 4 330   | 38 373            | 168 256        | 81                             | 43  | 15        | 9         | 7         | 2        | 2          | 1          | 1          | 1             |  |
| 48412              | General freight trucking, long-distance .....                  | 4 250   | 37 895            | 166 077        | 71                             | 37  | 13        | 9         | 5         | 2        | 2          | 1          | 1          | 1             |  |
| 484121             | General freight trucking, long-distance, TL .....              | 4 035   | 35 495            | 156 370        | 58                             | 32  | 10        | 7         | 3         | 1        | 2          | 1          | 1          | 1             |  |
| 484122             | General freight trucking, long-distance, LTL .....             | 215   | 2 400             | 9 707          | 13                             | 5   | 3         | 2         | 2         | 1        | —          | —          | —          | —             |  |
| 4842               | Specialized freight trucking .....                             | 1 000   | 8 504             | 33 818         | 27                             | 17  | 3         | 4         | 1         | —        | —          | 1          | 1          | —             |  |
| 48423              | Specialized freight (exc used) trucking, LDist .....           | 931   | 8 216             | 32 470         | 8                              | 3   | 1         | 1         | 1         | —        | —          | 1          | 1          | —             |  |
| 484230             | Specialized freight (exc used) trucking, LDist .....           | 931   | 8 216             | 32 470         | 8                              | 3   | 1         | 1         | 1         | —        | —          | 1          | 1          | —             |  |
| 488                | Transportation support activities .....                        | 105   | 811               | 3 017          | 22                             | 12  | 8         | 1         | 1         | —        | —          | —          | —          | —             |  |
| 492                | Couriers & messengers .....                                    | (C)   | (D)               | (D)            | 6                              | 2   | 1         | —         | 2         | —        | 1          | —          | —          | —             |  |
| 4921               | Couriers .....   | (C)   | (D)               | (D)            | 4                              | —   | 1         | —         | 2         | —        | 1          | —          | —          | —             |  |
| 49211              | Couriers .....   | (C)   | (D)               | (D)            | 4                              | —   | 1         | —         | 2         | —        | 1          | —          | —          | —             |  |
| 493                | Warehousing & storage .....                                    | (E)   | (D)               | (D)            | 5                              | —   | 2         | 1         | —         | —        | 2          | —          | —          | —             |  |
| 4931               | Warehousing & storage .....                                    | (E)   | (D)               | (D)            | 5                              | —   | 2         | 1         | —         | —        | 2          | —          | —          | —             |  |
| 49312              | Refrigerated warehousing & storage .....                       | (E)   | (D)               | (D)            | 2                              | —   | —         | —         | —         | —        | 2          | —          | —          | —             |  |
| <b>51</b>          | <b>Information</b> .....                                       | <b>732</b>                                      | <b>4 641</b>      | <b>19 086</b>  | <b>47</b>                      | <b>25</b>   | <b>6</b>  | <b>5</b>  | <b>9</b>  | <b>—</b> | <b>2</b>   | <b>—</b>   | <b>—</b>   | <b>—</b>      |  |
| 511                | Publishing industries .....                                    | 358   | 1 903             | 8 096          | 10                             | 3   | 1         | —         | 5         | —        | 1          | —          | —          | —             |  |
| 5111               | Newspaper, periodical, book, database publishers .....         | 358   | 1 903             | 8 096          | 10                             | 3   | 1         | —         | 5         | —        | 1          | —          | —          | —             |  |
| 51111              | Newspaper publishers .....                                     | (E)   | (D)               | (D)            | 6                              | 2   | 1         | —         | 2         | —        | 1          | —          | —          | —             |  |
| 515                | Broadcasting (except Internet) .....                           | 170   | 844               | 3 490          | 4                              | 1   | —         | —         | 2         | —        | 1          | —          | —          | —             |  |
| 5151               | Radio and Television Broadcasting .....                        | 170   | 844               | 3 490          | 4                              | 1   | —         | —         | 2         | —        | 1          | —          | —          | —             |  |
| 51512              | Television Broadcasting .....                                  | (C)   | (D)               | (D)            | 1                              | —   | —         | —         | —         | —        | 1          | —          | —          | —             |  |
| 517                | Telecommunications .....                                       | 126   | 1 665             | 6 603          | 25                             | 17  | 4         | 3         | 1         | —        | —          | —          | —          | —             |  |
| <b>52</b>          | <b>Finance &amp; insurance</b> .....                           | <b>1 239</b>                                    | <b>9 372</b>      | <b>38 920</b>  | <b>191</b>                     | <b>128</b>  | <b>31</b> | <b>17</b> | <b>11</b> | <b>4</b> | <b>—</b>   | <b>—</b>   | <b>—</b>   | <b>—</b>      |  |
| 522                | Credit intermediation & related activities .....               | 914   | 6 703             | 26 931         | 92                             | 43  | 23        | 14        | 8         | 4        | —          | —          | —          | —             |  |
| 5221               | Depository credit intermediation .....                         | 743   | 5 505             | 21 922         | 53                             | 9   | 19        | 14        | 8         | 3        | —          | —          | —          | —             |  |
| 52211              | Commercial banking .....                                       | 702   | 5 222             | 21 039         | 50                             | 9   | 17        | 14        | 7         | 3        | —          | —          | —          | —             |  |
| 522110             | Commercial banking .....                                       | 702   | 5 222             | 21 039         | 50                             | 9   | 17        | 14        | 7         | 3        | —          | —          | —          | —             |  |
| 5222               | Nondepository credit intermediation .....                      | (C)   | (D)               | (D)            | 24                             | 20  | 3         | —         | —         | 1        | —          | —          | —          | —             |  |
| 52229              | Other nondepository credit intermediation .....                | (C)   | (D)               | (D)            | 23                             | 19  | 3         | —         | —         | 1        | —          | —          | —          | —             |  |
| 524                | Insurance carriers & related activities .....                  | 275   | 1 820             | 8 118          | 71                             | 58  | 8         | 2         | 3         | —        | —          | —          | —          | —             |  |
| 5242               | Agencies & other insurance related activities .....            | 227   | 1 418             | 6 605          | 64                             | 54  | 7         | 1         | 2         | —        | —          | —          | —          | —             |  |
| 52421              | Insurance agencies & brokerages .....                          | 212   | 1 351             | 6 343          | 58                             | 49  | 6         | 1         | 2         | —        | —          | —          | —          | —             |  |
| 524210             | Insurance agencies & brokerages .....                          | 212   | 1 351             | 6 343          | 58                             | 49  | 6         | 1         | 2         | —        | —          | —          | —          | —             |  |
| <b>53</b>          | <b>Real estate &amp; rental &amp; leasing</b> .....            | <b>601</b>                                      | <b>2 656</b>      | <b>11 872</b>  | <b>126</b>                     | <b>81</b>   | <b>29</b> | <b>11</b> | <b>4</b>  | <b>1</b> | <b>—</b>   | <b>—</b>   | <b>—</b>   | <b>—</b>      |  |
| 531                | Real estate .....  | 312   | 1 253             | 5 876          | 75                             | 59  | 11        | 1         | 3         | 1        | —          | —          | —          | —             |  |
| 5311               | Lessors of real estate .....                                   | 136   | 395               | 2 014          | 43                             | 36  | 6         | —         | 1         | —        | —          | —          | —          | —             |  |
| 53111              | Lessors of residential buildings & dwellings .....             | 103   | 258               | 1 442          | 21                             | 15  | 5         | —         | 1         | —        | —          | —          | —          | —             |  |
| 531110             | Lessors of residential buildings & dwellings .....             | 103   | 258               | 1 442          | 21                             | 15  | 5         | —         | 1         | —        | —          | —          | —          | —             |  |
| 532                | Rental & leasing services .....                                | (E)   | (D)               | (D)            | 49                             | 21  | 17        | 10        | 1         | —        | —          | —          | —          | —             |  |
| 5322               | Consumer goods rental .....                                    | 151   | 588               | 2 482          | 24                             | 9   | 8         | 7         | —         | —        | —          | —          | —          | —             |  |
| 53223              | Video tape & disc rental .....                                 | 106   | 265               | 1 108          | 12                             | 2   | 4         | 6         | —         | —        | —          | —          | —          | —             |  |
| 532230             | Video tape & disc rental .....                                 | 106   | 265               | 1 108          | 12                             | 2   | 4         | 6         | —         | —        | —          | —          | —          | —             |  |
| <b>54</b>          | <b>Professional, scientific &amp; technical services</b> ..... | <b>1 240</b>                                    | <b>8 719</b>      | <b>37 787</b>  | <b>186</b>                     | <b>107</b>  | <b>43</b> | <b>25</b> | <b>8</b>  | <b>2</b> | <b>1</b>   | <b>—</b>   | <b>—</b>   | <b>—</b>      |  |
| 541                | Professional, scientific & technical services .....            | 1 240   | 8 719             | 37 787         | 186                            | 107   | 43        | 25        | 8         | 2        | 1          | —          | —          | —             |  |
| 5411               | Legal services .....   | 299   | 2 197             | 10 312         | 61                             | 36  | 15        | 8         | 2         | —        | —          | —          | —          | —             |  |
| 54111              | Offices of lawyers .....                                       | 272   | 2 045             | 9 629          | 56                             | 34  | 13        | 7         | 2         | —        | —          | —          | —          | —             |  |
| 541110             | Offices of lawyers .....                                       | 272   | 2 045             | 9 629          | 56                             | 34  | 13        | 7         | 2         | —        | —          | —          | —          | —             |  |
| 5412               | Accounting, tax prep, bookkeep, payroll services .....         | 309   | 1 471             | 5 081          | 38                             | 18  | 8         | 9         | 3         | —        | —          | —          | —          | —             |  |
| 54121              | Accounting, tax prep, bookkeep, payroll services .....         | 309   | 1 471             | 5 081          | 38                             | 18  | 8         | 9         | 3         | —        | —          | —          | —          | —             |  |
| 541211             | Offices of certified public accountants .....                  | 149   | 1 073             | 4 137          | 19                             | 8   | 5         | 5         | 1         | —        | —          | —          | —          | —             |  |
| 541213             | Tax preparation services .....                                 | 126   | 290               | 576            | 9                              | 2   | 2         | 3         | 2         | —        | —          | —          | —          | —             |  |
| 5413               | Architectural, engineering & related services .....            | 271   | 2 665             | 12 081         | 20                             | 10  | 5         | 2         | 1         | 1        | 1          | —          | —          | —             |  |
| 54133              | Engineering services .....                                     | 243   | 2 453             | 10 844         | 12                             | 5   | 3         | 1         | 1         | 1        | 1          | —          | —          | —             |  |
| 541330             | Engineering services .....                                     | 243   | 2 453             | 10 844         | 12                             | 5   | 3         | 1         | 1         | 1        | 1          | —          | —          | —             |  |
| 5419               | Oth professional, scientific, technical services .....         | 153   | 615               | 2 843          | 28                             | 15  | 9         | 3         | 1         | —        | —          | —          | —          | —             |  |
| <b>55</b>          | <b>Management of companies &amp; enterprises</b> .....         | <b>705</b>                                      | <b>9 256</b>      | <b>37 904</b>  | <b>17</b>                      | <b>8</b>  | <b>3</b>  | <b>3</b>  | <b>1</b>  | <b>1</b> | <b>—</b>   | <b>—</b>   | <b>1</b>   | <b>—</b>      |  |
| 551                | Management of companies & enterprises .....                    | 705   | 9 256             | 37 904         | 17                             | 8   | 3         | 3         | 1         | 1        | —          | —          | 1          | —             |  |
| 5511               | Management of companies & enterprises .....                    | 705   | 9 256             | 37 904         | 17                             | 8   | 3         | 3         | 1         | 1        | —          | —          | 1          | —             |  |
| 55111              | Management of companies & enterprises .....                    | 705   | 9 256             | 37 904         | 17                             | 8   | 3         | 3         | 1         | 1        | —          | —          | 1          | —             |  |

See footnotes at end of table.

**Table 6. Counties—Employees, Payroll, and Establishments by Industry: 2003—Con.**

[Excludes most government employees, railroad employees, and self-employed persons. Size class 1 to 4 includes establishments with payroll, but no employees, during mid-March pay period. (D) denotes figures withheld to avoid disclosing data for individual companies; the data are included in broader industry totals. Detailed industries with 100 or more employees are shown if industry was not a (D). For explanation of terms, abbreviations, and data reliability/comparability, see introductory text]

| NAICS code         | Industry  | Number of employees for week including March 12 | Payroll (\$1,000) |                | Total number of establishments | Number of establishments by employment-size class |           |           |           |           |            |            |            |               |  |
|--------------------|---|---|-------------------|----------------|--------------------------------|---|-----------|-----------|-----------|-----------|------------|------------|------------|---------------|--|
|                    |   |   | First quarter     | Annual         |                                | 1 to 4  | 5 to 9    | 10 to 19  | 20 to 49  | 50 to 99  | 100 to 249 | 250 to 499 | 500 to 999 | 1,000 or more |  |
| <b>JASPER—Con.</b> |   |   |                   |                |                                |   |           |           |           |           |            |            |            |               |  |
| <b>56</b>          | <b>Admin, support, waste mgmt, remediation services</b> | <b>4 203</b>                                    | <b>21 621</b>     | <b>88 568</b>  | <b>92</b>                      | <b>54</b>   | <b>19</b> | <b>9</b>  | <b>4</b>  | <b>3</b>  | <b>1</b>   | <b>1</b>   |            | <b>1</b>      |  |
| 561                | Administrative & support services                       | 4 166   | 21 470            | 87 896         | 87                             | 53  | 16        | 8         | 4         | 3         | 1          | 1          |            | 1             |  |
| 5613               | Employment services (H)                                 | (D)   | (D)               | (D)            | 10                             | 3   | 1         | 1         | 1         | 2         | 1          |            |            | 1             |  |
| 56132              | Temporary help services                                 | 285   | 1 082             | 5 225          | 6                              | 1   | 1         | 1         |           | 2         | 1          |            |            |               |  |
| 561320             | Temporary help services                                 | 285   | 1 082             | 5 225          | 6                              | 1   | 1         | 1         |           | 2         | 1          |            |            |               |  |
| 56133              | Employee leasing services (H)                           | (D)   | (D)               | (D)            | 2                              | 1   |           |           |           |           |            |            |            | 1             |  |
| 5614               | Business support services                               | 403   | 1 583             | 6 002          | 8                              | 3   | 3         |           | 1         |           |            | 1          |            |               |  |
| 56142              | Telephone call centers (E)                              | (D)   | (D)               | (D)            | 1                              |   |           |           |           |           |            | 1          |            |               |  |
| 5617               | Services to buildings & dwellings (E)                   | (D)   | (D)               | (D)            | 39                             | 26  | 7         | 4         | 1         | 1         |            |            |            |               |  |
| 56172              | Janitorial services (C)                                 | (D)   | (D)               | (D)            | 12                             | 5   | 2         | 3         | 1         | 1         |            |            |            |               |  |
| <b>61</b>          | <b>Educational services</b>                             | <b>651</b>                                      | <b>2 558</b>      | <b>9 790</b>   | <b>23</b>                      | <b>12</b>   | <b>2</b>  | <b>2</b>  | <b>3</b>  | <b>3</b>  |            | <b>1</b>   |            |               |  |
| 611                | Educational services                                    | 651   | 2 558             | 9 790          | 23                             | 12  | 2         | 2         | 3         | 3         |            | 1          |            |               |  |
| 6111               | Elementary & secondary schools                          | 245   | 918               | 3 902          | 6                              | 1   | 1         |           | 1         | 3         |            |            |            |               |  |
| 61111              | Elementary & secondary schools                          | 245   | 918               | 3 902          | 6                              | 1   | 1         |           | 1         | 3         |            |            |            |               |  |
| 611110             | Elementary & secondary schools                          | 245   | 918               | 3 902          | 6                              | 1   | 1         |           | 1         | 3         |            |            |            |               |  |
| 6113               | Colleges, universities & professional schools (E)       | (D)   | (D)               | (D)            | 1                              |   |           |           |           |           |            | 1          |            |               |  |
| 61131              | Colleges, universities & professional schools (E)       | (D)   | (D)               | (D)            | 1                              |   |           |           |           |           |            | 1          |            |               |  |
| <b>62</b>          | <b>Health care and social assistance</b>                | <b>7 101</b>                                    | <b>49 855</b>     | <b>209 113</b> | <b>358</b>                     | <b>185</b>  | <b>67</b> | <b>57</b> | <b>27</b> | <b>15</b> | <b>4</b>   | <b>1</b>   | <b>1</b>   | <b>1</b>      |  |
| 621                | Ambulatory health care services                         | 2 453   | 22 065            | 94 746         | 236                            | 132   | 54        | 31        | 13        | 4         | 1          |            | 1          |               |  |
| 6211               | Offices of physicians                                   | 857   | 12 910            | 55 757         | 88                             | 47  | 22        | 10        | 6         | 2         | 1          |            |            |               |  |
| 62111              | Offices of physicians                                   | 857   | 12 910            | 55 757         | 88                             | 47  | 22        | 10        | 6         | 2         | 1          |            |            |               |  |
| 621111             | Offices of physicians (exc mental health)               | 842   | 12 798            | 55 130         | 84                             | 45  | 20        | 10        | 6         | 2         | 1          |            |            |               |  |
| 6212               | Offices of dentists                                     | 342   | 2 302             | 10 095         | 50                             | 18  | 18        | 13        | 1         |           |            |            |            |               |  |
| 62121              | Offices of dentists                                     | 342   | 2 302             | 10 095         | 50                             | 18  | 18        | 13        | 1         |           |            |            |            |               |  |
| 621210             | Offices of dentists                                     | 342   | 2 302             | 10 095         | 50                             | 18  | 18        | 13        | 1         |           |            |            |            |               |  |
| 6213               | Offices of other health practitioners                   | 277   | 1 650             | 7 078          | 61                             | 46  | 10        | 3         | 1         | 1         |            |            |            |               |  |
| 62134              | Offices of PT, OT, speech therapy & audiology           | 118   | 722               | 2 939          | 7                              | 2   | 3         | 1         |           | 1         |            |            |            |               |  |
| 621340             | Offices of PT, OT, speech therapy & audiology           | 118   | 722               | 2 939          | 7                              | 2   | 3         | 1         |           | 1         |            |            |            |               |  |
| 6214               | Outpatient care centers                                 | 134   | 890               | 3 576          | 15                             | 8   | 3         | 2         | 2         |           |            |            |            |               |  |
| 6216               | Home health care services                               | 716   | 2 219             | 8 742          | 12                             | 7   |           | 2         | 2         |           |            |            | 1          |               |  |
| 62161              | Home health care services                               | 716   | 2 219             | 8 742          | 12                             | 7   |           | 2         | 2         |           |            |            | 1          |               |  |
| 621610             | Home health care services                               | 716   | 2 219             | 8 742          | 12                             | 7   |           | 2         | 2         |           |            |            | 1          |               |  |
| 6219               | Other ambulatory health care services (C)               | (D)   | (D)               | (D)            | 4                              | 1   | 1         |           | 1         | 1         |            |            |            |               |  |
| 622                | Hospitals (G)   | (D)   | (D)               | (D)            | 2                              |   |           |           |           |           |            | 1          |            | 1             |  |
| 6221               | General medical & surgical hospitals (G)                | (D)   | (D)               | (D)            | 2                              |   |           |           |           |           |            | 1          |            | 1             |  |
| 62211              | General medical & surgical hospitals (G)                | (D)   | (D)               | (D)            | 2                              |   |           |           |           |           |            | 1          |            | 1             |  |
| 623                | Nursing & residential care facilities                   | 999   | 4 181             | 16 623         | 37                             | 10  | 5         | 10        | 5         | 5         | 2          |            |            |               |  |
| 6231               | Nursing care facilities                                 | 698   | 2 919             | 11 609         | 12                             | 2   |           | 2         | 2         | 4         | 2          |            |            |               |  |
| 62311              | Nursing care facilities                                 | 698   | 2 919             | 11 609         | 12                             | 2   |           | 2         | 2         | 4         | 2          |            |            |               |  |
| 623110             | Nursing care facilities                                 | 698   | 2 919             | 11 609         | 12                             | 2   |           | 2         | 2         | 4         | 2          |            |            |               |  |
| 6232               | Residential mental retardation, health facil            | 195   | 835               | 3 168          | 18                             | 5   | 4         | 7         | 2         |           |            |            |            |               |  |
| 62321              | Residential mental retardation facilities               | 146   | 663               | 2 531          | 13                             | 3   | 3         | 6         | 1         |           |            |            |            |               |  |
| 623210             | Residential mental retardation facilities               | 146   | 663               | 2 531          | 13                             | 3   | 3         | 6         | 1         |           |            |            |            |               |  |
| 624                | Social assistance (G)                                   | (D)   | (D)               | (D)            | 83                             | 43  | 8         | 16        | 9         | 6         | 1          |            |            |               |  |
| 6241               | Individual & family services                            | 510   | 1 734             | 7 480          | 35                             | 19  | 5         | 4         | 3         | 4         |            |            |            |               |  |
| 62412              | Services for elderly & disabled persons (C)             | (D)   | (D)               | (D)            | 12                             | 7   | 1         | 1         | 1         | 2         |            |            |            |               |  |
| 62419              | Other individual & family services                      | 198   | 1 034             | 4 357          | 20                             | 11  | 4         | 3         | 1         | 1         |            |            |            |               |  |
| 624190             | Other individual & family services                      | 198   | 1 034             | 4 357          | 20                             | 11  | 4         | 3         | 1         | 1         |            |            |            |               |  |
| 6243               | Vocational rehabilitation services (E)                  | (D)   | (D)               | (D)            | 5                              | 1   |           |           | 1         | 2         | 1          |            |            |               |  |
| 62431              | Vocational rehabilitation services (E)                  | (D)   | (D)               | (D)            | 5                              | 1   |           |           | 1         | 2         | 1          |            |            |               |  |
| 6244               | Child day care services                                 | 323   | 934               | 3 827          | 38                             | 20  | 3         | 11        | 4         |           |            |            |            |               |  |
| 62441              | Child day care services                                 | 323   | 934               | 3 827          | 38                             | 20  | 3         | 11        | 4         |           |            |            |            |               |  |
| 624410             | Child day care services                                 | 323   | 934               | 3 827          | 38                             | 20  | 3         | 11        | 4         |           |            |            |            |               |  |
| <b>71</b>          | <b>Arts, entertainment &amp; recreation</b>             | <b>450</b>                                      | <b>1 103</b>      | <b>5 332</b>   | <b>39</b>                      | <b>24</b>   | <b>7</b>  | <b>3</b>  | <b>4</b>  |           | <b>1</b>   |            |            |               |  |
| 713                | Amusement, gambling & recreation industries             | 421   | 1 010             | 4 824          | 28                             | 15  | 5         | 3         | 4         |           | 1          |            |            |               |  |
| 7139               | Other amusement & recreation industries                 | 395   | 945               | 4 432          | 23                             | 13  | 2         | 3         | 4         |           | 1          |            |            |               |  |
| 71391              | Golf courses & country clubs                            | 107   | 319               | 1 736          | 5                              | 2   |           | 1         | 2         |           |            |            |            |               |  |
| 713910             | Golf courses & country clubs                            | 107   | 319               | 1 736          | 5                              | 2   |           | 1         | 2         |           |            |            |            |               |  |
| 71394              | Fitness & recreational sports centers                   | 218   | 347               | 1 470          | 6                              | 3   |           | 2         |           |           | 1          |            |            |               |  |
| 713940             | Fitness & recreational sports centers                   | 218   | 347               | 1 470          | 6                              | 3   |           | 2         |           |           | 1          |            |            |               |  |
| <b>72</b>          | <b>Accommodation &amp; food services</b>                | <b>4 163</b>                                    | <b>9 462</b>      | <b>41 495</b>  | <b>237</b>                     | <b>62</b>   | <b>41</b> | <b>69</b> | <b>46</b> | <b>17</b> | <b>2</b>   |            |            |               |  |
| 721                | Accommodation   | 101   | 282               | 1 343          | 17                             | 9   | 2         | 6         |           |           |            |            |            |               |  |
| 7211               | Traveler accommodation (C)                              | (D)   | (D)               | (D)            | 15                             | 7   | 2         | 6         |           |           |            |            |            |               |  |
| 72111              | Hotels (exc casino hotels) & motels                     | 100   | 279               | 1 328          | 14                             | 6   | 2         | 6         |           |           |            |            |            |               |  |
| 721110             | Hotels (exc casino hotels) & motels                     | 100   | 279               | 1 328          | 14                             | 6   | 2         | 6         |           |           |            |            |            |               |  |
| 722                | Food services & drinking places                         | 4 062   | 9 180             | 40 152         | 220                            | 53  | 39        | 63        | 46        | 17        | 2          |            |            |               |  |
| 7221               | Full-service restaurants                                | 1 685   | 4 003             | 17 695         | 80                             | 24  | 13        | 17        | 15        | 9         | 2          |            |            |               |  |
| 72211              | Full-service restaurants                                | 1 685   | 4 003             | 17 695         | 80                             | 24  | 13        | 17        | 15        | 9         | 2          |            |            |               |  |
| 722110             | Full-service restaurants                                | 1 685   | 4 003             | 17 695         | 80                             | 24  | 13        | 17        | 15        | 9         | 2          |            |            |               |  |
| 7222               | Limited-service eating places                           | 2 268   | 4 914             | 21 182         | 121                            | 17  | 22        | 44        | 30        | 8         |            |            |            |               |  |
| 72221              | Limited-service eating places                           | 2 268   | 4 914             | 21 182         | 121                            | 17  | 22        | 44        | 30        | 8         |            |            |            |               |  |
| 722211             | Limited-service restaurants                             | 1 919   | 3 985             | 17 306         | 98                             | 9   | 17        | 39        | 27        | 6         |            |            |            |               |  |
| 722212             | Cafeterias  | 141   | 327               | 1 326          | 7                              | 3   | 2         | 3         | 1         | 1         |            |            |            |               |  |
| 722213             | Snack & nonalcoholic beverage bars                      | 208   | 602               | 2 550          | 16                             | 5   | 3         | 5         | 2         | 1         |            |            |            |               |  |

See footnotes at end of table.

**Table 6. Counties—Employees, Payroll, and Establishments by Industry: 2003—Con.**

[Excludes most government employees, railroad employees, and self-employed persons. Size class 1 to 4 includes establishments with payroll, but no employees, during mid-March pay period. (D) denotes figures withheld to avoid disclosing data for individual companies; the data are included in broader industry totals. Detailed industries with 100 or more employees are shown if industry was not a (D). For explanation of terms, abbreviations, and data reliability/comparability, see introductory text]

| NAICS code         | Industry   | Number of employees for week including March 12 | Payroll (\$1,000) |                | Total number of establishments | Number of establishments by employment-size class |            |            |            |           |            |            |            |               |
|--------------------|--|---|-------------------|----------------|--------------------------------|---|------------|------------|------------|-----------|------------|------------|------------|---------------|
|                    |  |   | First quarter     | Annual         |                                | 1 to 4  | 5 to 9     | 10 to 19   | 20 to 49   | 50 to 99  | 100 to 249 | 250 to 499 | 500 to 999 | 1,000 or more |
| <b>JASPER—Con.</b> |  |   |                   |                |                                |   |            |            |            |           |            |            |            |               |
| <b>81</b>          | <b>Other services (except public administration)</b>               | <b>2 112</b>                                    | <b>8 246</b>      | <b>34 501</b>  | <b>400</b>                     | <b>258</b>  | <b>81</b>  | <b>40</b>  | <b>20</b>  | <b>1</b>  | —          | —          | —          | —             |
| 811                | Repair & maintenance   | 580   | 2 978             | 12 754         | 147                            | 111   | 25         | 6          | 5          | —         | —          | —          | —          | —             |
| 8111               | Automotive repair & maintenance                                    | 483   | 2 503             | 10 736         | 112                            | 83  | 21         | 3          | 5          | —         | —          | —          | —          | —             |
| 81111              | Automotive mechanical & electrical R&M                             | 252   | 1 408             | 5 916          | 67                             | 54  | 10         | —          | 3          | —         | —          | —          | —          | —             |
| 811111             | General automotive repair  | 200   | 1 139             | 4 786          | 50                             | 40  | 7          | —          | 3          | —         | —          | —          | —          | —             |
| 81112              | Automotive body, paint, interior & glass repair                    | 135   | 853               | 3 897          | 27                             | 17  | 7          | 2          | 1          | —         | —          | —          | —          | —             |
| 811121             | Automotive body, paint & interior R&M                              | 126   | 774               | 3 538          | 22                             | 12  | 7          | 2          | 1          | —         | —          | —          | —          | —             |
| 812                | Personal & laundry services  | 493   | 1 933             | 8 014          | 95                             | 58  | 22         | 12         | 2          | 1         | —          | —          | —          | —             |
| 8121               | Personal care services   | 223   | 606               | 2 479          | 49                             | 29  | 13         | 7          | —          | —         | —          | —          | —          | —             |
| 81211              | Hair, nail & skin care services                                    | 148   | 419               | 1 776          | 36                             | 23  | 9          | 4          | —          | —         | —          | —          | —          | —             |
| 812112             | Beauty salons  | 140   | 403               | 1 722          | 31                             | 18  | 9          | 4          | —          | —         | —          | —          | —          | —             |
| 8123               | Drycleaning & laundry services                                     | 173   | 824               | 3 409          | 17                             | 6   | 5          | 4          | 1          | 1         | —          | —          | —          | —             |
| 813                | Religious, grantmaking, civic, prof & like organizations           | 1 039   | 3 335             | 13 733         | 158                            | 89  | 34         | 22         | 13         | —         | —          | —          | —          | —             |
| 8131               | Religious organizations  | 795   | 2 525             | 10 217         | 120                            | 67  | 29         | 12         | 12         | —         | —          | —          | —          | —             |
| 81311              | Religious organizations  | 795   | 2 525             | 10 217         | 120                            | 67  | 29         | 12         | 12         | —         | —          | —          | —          | —             |
| 813110             | Religious organizations  | 795   | 2 525             | 10 217         | 120                            | 67  | 29         | 12         | 12         | —         | —          | —          | —          | —             |
| 8139               | Business, labor, political, like organizations                     | 117   | 389               | 1 764          | 17                             | 11  | 1          | 4          | 1          | —         | —          | —          | —          | —             |
| <b>99</b>          | <b>Unclassified establishments</b>                                 | <b>133</b>                                      | <b>306</b>        | <b>1 063</b>   | <b>138</b>                     | <b>137</b>  | <b>—</b>   | <b>1</b>   | <b>—</b>   | <b>—</b>  | <b>—</b>   | <b>—</b>   | <b>—</b>   | <b>—</b>      |
| <b>JEFFERSON</b>   |  |   |                   |                |                                |   |            |            |            |           |            |            |            |               |
|                    | <b>Total</b>   | <b>35 998</b>                                   | <b>209 742</b>    | <b>933 825</b> | <b>3 729</b>                   | <b>2 189</b>                                      | <b>706</b> | <b>446</b> | <b>262</b> | <b>81</b> | <b>39</b>  | <b>3</b>   | <b>3</b>   | <b>—</b>      |
| <b>11</b>          | <b>Forestry, fishing, hunting, and agriculture support</b>         | <b>60</b>                                       | <b>171</b>        | <b>726</b>     | <b>3</b>                       | —   | —          | <b>1</b>   | <b>2</b>   | —         | —          | —          | —          | —             |
| <b>21</b>          | <b>Mining</b>  | <b>76</b>                                       | <b>894</b>        | <b>4 035</b>   | <b>13</b>                      | <b>6</b>  | <b>4</b>   | <b>3</b>   | —          | —         | —          | —          | —          | —             |
| <b>22</b>          | <b>Utilities</b>   | <b>399</b>                                      | <b>7 036</b>      | <b>25 704</b>  | <b>13</b>                      | <b>8</b>  | —          | <b>1</b>   | <b>2</b>   | —         | <b>2</b>   | —          | —          | —             |
| 221                | Utilities  | 399   | 7 036             | 25 704         | 13                             | 8   | —          | 1          | 2          | —         | 2          | —          | —          | —             |
| 2211               | Elec pwr generation, transmsn & distribution                       | (E)   | (D)               | (D)            | 4                              | 2   | —          | —          | —          | —         | 2          | —          | —          | —             |
| 22112              | Electric pwr transmsn, control & distribution                      | (E)   | (D)               | (D)            | 4                              | 2   | —          | —          | —          | —         | 2          | —          | —          | —             |
| <b>23</b>          | <b>Construction</b>  | <b>3 770</b>                                    | <b>27 867</b>     | <b>144 338</b> | <b>719</b>                     | <b>496</b>  | <b>118</b> | <b>74</b>  | <b>26</b>  | <b>5</b>  | —          | —          | —          | —             |
| 236                | Construction of Buildings  | 847   | 6 284             | 29 849         | 200                            | 150   | 36         | 10         | 3          | 1         | —          | —          | —          | —             |
| 2361               | Residential Building Construction                                  | 546   | 3 311             | 15 759         | 174                            | 141   | 27         | 5          | 1          | —         | —          | —          | —          | —             |
| 23611              | Residential Building Construction                                  | 546   | 3 311             | 15 759         | 174                            | 141   | 27         | 5          | 1          | —         | —          | —          | —          | —             |
| 236115             | New Single-Family Housing Construction (except Operative Builders) | 299   | 1 583             | 7 504          | 100                            | 78  | 21         | 1          | —          | —         | —          | —          | —          | —             |
| 236118             | Residential Remodelers   | 144   | 926               | 4 669          | 56                             | 51  | 3          | 2          | —          | —         | —          | —          | —          | —             |
| 2362               | Nonresidential Building Construction                               | 301   | 2 973             | 14 090         | 26                             | 9   | 9          | 5          | 2          | 1         | —          | —          | —          | —             |
| 23622              | Commercial and Institutional Building Construction                 | 301   | 2 973             | 14 090         | 26                             | 9   | 9          | 5          | 2          | 1         | —          | —          | —          | —             |
| 236220             | Commercial and Institutional Building Construction                 | 301   | 2 973             | 14 090         | 26                             | 9   | 9          | 5          | 2          | 1         | —          | —          | —          | —             |
| 237                | Heavy and Civil Engineering Construction                           | 453   | 4 322             | 24 633         | 49                             | 34  | 5          | 3          | 5          | 2         | —          | —          | —          | —             |
| 2371               | Utility System Construction  | 244   | 2 361             | 13 818         | 23                             | 14  | 3          | 2          | 3          | 1         | —          | —          | —          | —             |
| 23711              | Water and Sewer Line and Related Structures Construction           | 169   | 1 634             | 10 253         | 16                             | 10  | 2          | 2          | 1          | 1         | —          | —          | —          | —             |
| 237110             | Water and Sewer Line and Related Structures Construction           | 169   | 1 634             | 10 253         | 16                             | 10  | 2          | 2          | 1          | 1         | —          | —          | —          | —             |
| 2373               | Highway, Street, and Bridge Construction                           | 175   | 1 793             | 9 954          | 8                              | 4   | —          | 1          | 2          | 1         | —          | —          | —          | —             |
| 23731              | Highway, Street, and Bridge Construction                           | 175   | 1 793             | 9 954          | 8                              | 4   | —          | 1          | 2          | 1         | —          | —          | —          | —             |
| 237310             | Highway, Street, and Bridge Construction                           | 175   | 1 793             | 9 954          | 8                              | 4   | —          | 1          | 2          | 1         | —          | —          | —          | —             |
| 238                | Specialty Trade Contractors  | 2 470   | 17 261            | 89 856         | 470                            | 312   | 77         | 61         | 18         | 2         | —          | —          | —          | —             |
| 2381               | Foundation, Structure, and Building Exterior Contractors           | 767   | 4 057             | 23 123         | 167                            | 110   | 31         | 22         | 4          | —         | —          | —          | —          | —             |
| 23811              | Poured Concrete Foundation and Structure Contractors               | 236   | 1 000             | 5 894          | 51                             | 32  | 11         | 7          | 1          | —         | —          | —          | —          | —             |
| 238110             | Poured Concrete Foundation and Structure Contractors               | 236   | 1 000             | 5 894          | 51                             | 32  | 11         | 7          | 1          | —         | —          | —          | —          | —             |
| 23814              | Masonry Contractors  | 190   | 1 103             | 6 371          | 34                             | 23  | 5          | 4          | 2          | —         | —          | —          | —          | —             |
| 238140             | Masonry Contractors  | 190   | 1 103             | 6 371          | 34                             | 23  | 5          | 4          | 2          | —         | —          | —          | —          | —             |
| 23816              | Roofing Contractors  | 136   | 620               | 3 773          | 30                             | 21  | 3          | 6          | —          | —         | —          | —          | —          | —             |
| 238160             | Roofing Contractors  | 136   | 620               | 3 773          | 30                             | 21  | 3          | 6          | —          | —         | —          | —          | —          | —             |
| 23817              | Siding Contractors   | 110   | 638               | 3 581          | 29                             | 21  | 4          | 3          | 1          | —         | —          | —          | —          | —             |
| 238170             | Siding Contractors   | 110   | 638               | 3 581          | 29                             | 21  | 4          | 3          | 1          | —         | —          | —          | —          | —             |
| 2382               | Building Equipment Contractors                                     | 819   | 7 028             | 32 653         | 116                            | 68  | 18         | 23         | 5          | 2         | —          | —          | —          | —             |
| 23821              | Electrical Contractors   | 337   | 2 943             | 13 210         | 39                             | 19  | 4          | 13         | 2          | 1         | —          | —          | —          | —             |
| 238210             | Electrical Contractors   | 337   | 2 943             | 13 210         | 39                             | 19  | 4          | 13         | 2          | 1         | —          | —          | —          | —             |
| 23822              | Plumbing, Heating, and Air-Conditioning Contractors                | 450   | 3 810             | 17 975         | 72                             | 47  | 12         | 9          | 3          | 1         | —          | —          | —          | —             |
| 238220             | Plumbing, Heating, and Air-Conditioning Contractors                | 450   | 3 810             | 17 975         | 72                             | 47  | 12         | 9          | 3          | 1         | —          | —          | —          | —             |
| 2383               | Building Finishing Contractors                                     | 531   | 3 952             | 22 023         | 117                            | 91  | 11         | 10         | 5          | —         | —          | —          | —          | —             |
| 23832              | Painting and Wall Covering Contractors                             | 180   | 1 452             | 10 061         | 42                             | 33  | 5          | 3          | 1          | —         | —          | —          | —          | —             |
| 238320             | Painting and Wall Covering Contractors                             | 180   | 1 452             | 10 061         | 42                             | 33  | 5          | 3          | 1          | —         | —          | —          | —          | —             |
| 23835              | Finish Carpentry Contractors                                       | 149   | 1 003             | 5 176          | 36                             | 30  | 2          | 3          | 1          | —         | —          | —          | —          | —             |
| 238350             | Finish Carpentry Contractors                                       | 149   | 1 003             | 5 176          | 36                             | 30  | 2          | 3          | 1          | —         | —          | —          | —          | —             |
| 2389               | Other Specialty Trade Contractors                                  | 353   | 2 224             | 12 057         | 70                             | 43  | 17         | 6          | 4          | —         | —          | —          | —          | —             |
| 23891              | Site Preparation Contractors                                       | 170   | 1 175             | 5 886          | 37                             | 25  | 8          | 2          | 2          | —         | —          | —          | —          | —             |
| 238910             | Site Preparation Contractors                                       | 170   | 1 175             | 5 886          | 37                             | 25  | 8          | 2          | 2          | —         | —          | —          | —          | —             |
| 23899              | All Other Specialty Trade Contractors                              | 183   | 1 049             | 6 171          | 33                             | 18  | 9          | 4          | 2          | —         | —          | —          | —          | —             |
| 238990             | All Other Specialty Trade Contractors                              | 183   | 1 049             | 6 171          | 33                             | 18  | 9          | 4          | 2          | —         | —          | —          | —          | —             |

See footnotes at end of table.

**Table 6. Counties—Employees, Payroll, and Establishments by Industry: 2003—Con.**

[Excludes most government employees, railroad employees, and self-employed persons. Size class 1 to 4 includes establishments with payroll, but no employees, during mid-March pay period. (D) denotes figures withheld to avoid disclosing data for individual companies; the data are included in broader industry totals. Detailed industries with 100 or more employees are shown if industry was not a (D). For explanation of terms, abbreviations, and data reliability/comparability, see introductory text]

| NAICS code            | Industry   | Number of employees for week including March 12 | Payroll (\$1,000) |                | Total number of establishments | Number of establishments by employment-size class |           |           |           |          |            |            |            |               |
|-----------------------|--|---|-------------------|----------------|--------------------------------|---|-----------|-----------|-----------|----------|------------|------------|------------|---------------|
|                       |  |   | First quarter     | Annual         |                                | 1 to 4  | 5 to 9    | 10 to 19  | 20 to 49  | 50 to 99 | 100 to 249 | 250 to 499 | 500 to 999 | 1,000 or more |
| <b>JEFFERSON—Con.</b> |  |   |                   |                |                                |   |           |           |           |          |            |            |            |               |
| <b>31-33</b>          | <b>Manufacturing</b>   | <b>4 350</b>                                    | <b>39 938</b>     | <b>169 884</b> | <b>188</b>                     | <b>76</b>   | <b>43</b> | <b>30</b> | <b>19</b> | <b>6</b> | <b>12</b>  | <b>2</b>   | —          | —             |
| 316                   | Leather & allied product mfg   | (E)   | (D)               | (D)            | 2                              | —   | 1         | —         | —         | —        | —          | 1          | —          | —             |
| 3169                  | Other leather & allied product mfg                                       | (E)   | (D)               | (D)            | 2                              | —   | 1         | —         | —         | —        | —          | 1          | —          | —             |
| 31699                 | Other leather & allied product mfg                                       | (E)   | (D)               | (D)            | 2                              | —   | 1         | —         | —         | —        | —          | 1          | —          | —             |
| 323                   | Printing & related support activities                                    | 109   | 784               | 3 260          | 25                             | 18  | 4         | 3         | —         | —        | —          | —          | —          | —             |
| 3231                  | Printing & related support activities                                    | 109   | 784               | 3 260          | 25                             | 18  | 4         | 3         | —         | —        | —          | —          | —          | —             |
| 32311                 | Printing   | (C)   | (D)               | (D)            | 24                             | 18  | 3         | 3         | —         | —        | —          | —          | —          | —             |
| 325                   | Chemical mfg   | 253   | 2 955             | 11 304         | 8                              | 1   | 3         | 2         | —         | 1        | 1          | —          | —          | —             |
| 3255                  | Paint, coating & adhesive mfg  | (C)   | (D)               | (D)            | 2                              | —   | —         | 1         | —         | —        | 1          | —          | —          | —             |
| 32551                 | Paint & coating mfg  | (C)   | (D)               | (D)            | 2                              | —   | —         | 1         | —         | —        | 1          | —          | —          | —             |
| 326                   | Plastics & rubber products mfg   | 761   | 6 679             | 29 706         | 16                             | 2   | 1         | 4         | 5         | 1        | 2          | 1          | —          | —             |
| 3261                  | Plastics product mfg   | 732   | 6 566             | 29 181         | 13                             | 1   | 1         | 2         | 5         | 1        | 2          | 1          | —          | —             |
| 32619                 | Other plastics product mfg   | 589   | 5 176             | 23 310         | 7                              | —   | 1         | 2         | —         | —        | 2          | 1          | —          | —             |
| 326199                | All other plastics product mfg   | 589   | 5 176             | 23 310         | 7                              | —   | 1         | 1         | 2         | —        | 2          | 1          | —          | —             |
| 327                   | Nonmetallic mineral product mfg  | 516   | 6 756             | 29 776         | 13                             | 4   | 3         | 2         | 2         | —        | 2          | —          | —          | —             |
| 3272                  | Glass & glass product mfg  | (C)   | (D)               | (D)            | 1                              | —   | —         | —         | —         | —        | 1          | —          | —          | —             |
| 32721                 | Glass & glass product mfg  | (C)   | (D)               | (D)            | 1                              | —   | —         | —         | —         | —        | 1          | —          | —          | —             |
| 3273                  | Cement & concrete product mfg  | (E)   | (D)               | (D)            | 10                             | 4   | 2         | 1         | 2         | —        | 1          | —          | —          | —             |
| 32731                 | Cement mfg   | (C)   | (D)               | (D)            | 1                              | —   | —         | —         | —         | —        | 1          | —          | —          | —             |
| 32732                 | Ready-mix concrete mfg   | 101   | 769               | 4 227          | 6                              | 1   | 2         | 1         | 2         | —        | —          | —          | —          | —             |
| 327320                | Ready-mix concrete mfg   | 101   | 769               | 4 227          | 6                              | 1   | 2         | 1         | 2         | —        | —          | —          | —          | —             |
| 331                   | Primary metal mfg  | (E)   | (D)               | (D)            | 3                              | —   | 1         | —         | —         | —        | 2          | —          | —          | —             |
| 3314                  | Nonferrous (exc alum) production & processing                            | (C)   | (D)               | (D)            | 1                              | —   | —         | —         | —         | —        | 1          | —          | —          | —             |
| 33141                 | Nonferrous (exc aluminum) smelting & refining                            | (C)   | (D)               | (D)            | 1                              | —   | —         | —         | —         | —        | 1          | —          | —          | —             |
| 3315                  | Foundries  | (C)   | (D)               | (D)            | 2                              | —   | 1         | —         | —         | —        | 1          | —          | —          | —             |
| 33151                 | Ferrous metal foundries  | (C)   | (D)               | (D)            | 1                              | —   | —         | —         | —         | —        | 1          | —          | —          | —             |
| 332                   | Fabricated metal product mfg   | 538   | 5 781             | 22 581         | 39                             | 17  | 11        | 6         | 3         | 1        | 1          | —          | —          | —             |
| 3322                  | Cutlery & handtool mfg   | (C)   | (D)               | (D)            | 3                              | —   | 1         | —         | 1         | 1        | —          | —          | —          | —             |
| 33221                 | Cutlery & handtool mfg   | (C)   | (D)               | (D)            | 3                              | —   | 1         | —         | 1         | 1        | —          | —          | —          | —             |
| 3324                  | Boiler, tank & shipping container mfg                                    | (C)   | (D)               | (D)            | 2                              | —   | —         | 1         | —         | —        | 1          | —          | —          | —             |
| 33243                 | Light gauge metal container mfg  | (C)   | (D)               | (D)            | 1                              | —   | —         | —         | —         | —        | 1          | —          | —          | —             |
| 3327                  | Mach shops, turn prod, screw, nut, bolt mfg                              | 144   | 1 159             | 4 582          | 20                             | 10  | 5         | 3         | 2         | —        | —          | —          | —          | —             |
| 333                   | Machinery mfg  | 577   | 4 636             | 17 517         | 21                             | 7   | 6         | 3         | 2         | 1        | 2          | —          | —          | —             |
| 3333                  | Commercial & service industry machinery mfg                              | 231   | 1 442             | 4 691          | 3                              | —   | 1         | —         | —         | 1        | 1          | —          | —          | —             |
| 33331                 | Commercial & service industry machinery mfg                              | 231   | 1 442             | 4 691          | 3                              | —   | 1         | —         | —         | 1        | 1          | —          | —          | —             |
| 3334                  | HVAC & commercial refrigeration equipment mfg                            | (C)   | (D)               | (D)            | 2                              | 1   | —         | —         | —         | —        | 1          | —          | —          | —             |
| 33341                 | HVAC & commercial refrigeration equipment mfg                            | (C)   | (D)               | (D)            | 2                              | 1   | —         | —         | —         | —        | 1          | —          | —          | —             |
| 335                   | Electrical equip, appliance & component mfg                              | (C)   | (D)               | (D)            | 3                              | —   | 1         | 1         | —         | —        | 1          | —          | —          | —             |
| 3359                  | Other electrical equipment & component mfg                               | (C)   | (D)               | (D)            | 1                              | —   | —         | —         | —         | —        | 1          | —          | —          | —             |
| 33593                 | Wiring device mfg  | (C)   | (D)               | (D)            | 1                              | —   | —         | —         | —         | —        | 1          | —          | —          | —             |
| 336                   | Transportation equipment mfg   | 262   | 2 717             | 11 568         | 7                              | 2   | 1         | 1         | —         | 2        | 1          | —          | —          | —             |
| 3364                  | Aerospace product & parts mfg  | (C)   | (D)               | (D)            | 2                              | —   | —         | —         | —         | 2        | —          | —          | —          | —             |
| 33641                 | Aerospace product & parts mfg  | (C)   | (D)               | (D)            | 2                              | —   | —         | —         | —         | 2        | —          | —          | —          | —             |
| 3365                  | Railroad rolling stock mfg   | (C)   | (D)               | (D)            | 1                              | —   | —         | —         | —         | —        | 1          | —          | —          | —             |
| 33651                 | Railroad rolling stock mfg   | (C)   | (D)               | (D)            | 1                              | —   | —         | —         | —         | —        | 1          | —          | —          | —             |
| 339                   | Miscellaneous mfg  | 175   | 1 514             | 6 500          | 19                             | 10  | 3         | 3         | 3         | —        | —          | —          | —          | —             |
| 3399                  | Other miscellaneous mfg  | 133   | 1 166             | 4 987          | 13                             | 7   | 2         | 1         | 3         | —        | —          | —          | —          | —             |
| <b>42</b>             | <b>Wholesale trade</b>   | <b>1 478</b>                                    | <b>12 742</b>     | <b>57 620</b>  | <b>131</b>                     | <b>66</b>   | <b>24</b> | <b>19</b> | <b>15</b> | <b>6</b> | <b>1</b>   | —          | —          | —             |
| 423                   | Merchant Wholesalers, Durable Goods                                      | 904   | 8 376             | 39 061         | 83                             | 39  | 17        | 13        | 11        | 2        | 1          | —          | —          | —             |
| 4231                  | Motor Vehicle and Motor Vehicle Parts and Supplies Merchant Wholesalers  | 237   | 2 089             | 9 320          | 15                             | 5   | 5         | —         | 4         | 1        | —          | —          | —          | —             |
| 42312                 | Motor Vehicle Supplies and New Parts Merchant Wholesalers                | 133   | 1 335             | 6 231          | 4                              | —   | 2         | —         | 1         | 1        | —          | —          | —          | —             |
| 423120                | Motor Vehicle Supplies and New Parts Merchant Wholesalers                | 133   | 1 335             | 6 231          | 4                              | —   | 2         | —         | 1         | 1        | —          | —          | —          | —             |
| 4238                  | Machinery, Equipment, and Supplies Merchant Wholesalers                  | 322   | 3 113             | 13 457         | 25                             | 12  | 4         | 5         | 2         | 1        | 1          | —          | —          | —             |
| 42381                 | Construction and Mining (except Oil Well) Machinery and Equipment Mercha | (C)   | (D)               | (D)            | 3                              | 1   | 1         | —         | —         | —        | 1          | —          | —          | —             |
| 4239                  | Miscellaneous Durable Goods Merchant Wholesalers                         | 106   | 993               | 6 510          | 11                             | 5   | 1         | 4         | 1         | —        | —          | —          | —          | —             |
| 424                   | Merchant Wholesalers, Nondurable Goods                                   | 483   | 3 936             | 16 794         | 36                             | 18  | 5         | 6         | 4         | 3        | —          | —          | —          | —             |
| 4249                  | Miscellaneous Nondurable Goods Merchant Wholesalers                      | 189   | 1 202             | 5 011          | 8                              | 5   | —         | —         | 1         | 2        | —          | —          | —          | —             |

See footnotes at end of table.

**Table 6. Counties—Employees, Payroll, and Establishments by Industry: 2003—Con.**

[Excludes most government employees, railroad employees, and self-employed persons. Size class 1 to 4 includes establishments with payroll, but no employees, during mid-March pay period. (D) denotes figures withheld to avoid disclosing data for individual companies; the data are included in broader industry totals. Detailed industries with 100 or more employees are shown if industry was not a (D). For explanation of terms, abbreviations, and data reliability/comparability, see introductory text]

| NAICS code            | Industry   | Number of employees for week including March 12 | Payroll (\$1,000) |                | Total number of establishments | Number of establishments by employment-size class |            |           |           |           |            |            |            |               |
|-----------------------|--|---|-------------------|----------------|--------------------------------|---|------------|-----------|-----------|-----------|------------|------------|------------|---------------|
|                       |  |   | First quarter     | Annual         |                                | 1 to 4  | 5 to 9     | 10 to 19  | 20 to 49  | 50 to 99  | 100 to 249 | 250 to 499 | 500 to 999 | 1,000 or more |
| <b>JEFFERSON—Con.</b> |  |   |                   |                |                                |   |            |           |           |           |            |            |            |               |
| <b>44-45</b>          | <b>Retail trade</b>                              | <b>6 582</b>                                    | <b>33 408</b>     | <b>141 711</b> | <b>501</b>                     | <b>229</b>  | <b>124</b> | <b>88</b> | <b>35</b> | <b>14</b> | <b>9</b>   | <b>1</b>   | <b>1</b>   | <b>—</b>      |
| 441                   | Motor vehicle & parts dealers                    | 979   | 7 555             | 34 756         | 91                             | 42  | 23         | 15        | 7         | 3         | 1          | —          | —          | —             |
| 4411                  | Automobile dealers                               | 420   | 3 905             | 17 097         | 31                             | 18  | 5          | 1         | 4         | 2         | 1          | —          | —          | —             |
| 44111                 | New car dealers                                  | 366   | 3 646             | 15 982         | 9                              | —   | 1          | 1         | 4         | 2         | 1          | —          | —          | —             |
| 441110                | New car dealers                                  | 366   | 3 646             | 15 982         | 9                              | —   | 1          | 1         | 4         | 2         | 1          | —          | —          | —             |
| 4412                  | Other motor vehicle dealers                      | 107   | 661               | 3 484          | 12                             | 7   | 2          | 2         | 1         | —         | —          | —          | —          | —             |
| 4413                  | Automotive parts, accessories & tire stores      | 452   | 2 989             | 14 175         | 48                             | 17  | 16         | 12        | 2         | 1         | —          | —          | —          | —             |
| 44131                 | Automotive parts, accessories & tire stores      | 234   | 979               | 4 502          | 30                             | 13  | 9          | 6         | 2         | —         | —          | —          | —          | —             |
| 441310                | Automotive parts, accessories & tire stores      | 234   | 979               | 4 502          | 30                             | 13  | 9          | 6         | 2         | —         | —          | —          | —          | —             |
| 44132                 | Tire dealers                                     | 218   | 2 010             | 9 673          | 18                             | 4   | 7          | 6         | —         | 1         | —          | —          | —          | —             |
| 441320                | Tire dealers                                     | 218   | 2 010             | 9 673          | 18                             | 4   | 7          | 6         | —         | 1         | —          | —          | —          | —             |
| 442                   | Furniture & home furnishing stores               | 146   | 914               | 2 891          | 22                             | 15  | 2          | 3         | 2         | —         | —          | —          | —          | —             |
| 444                   | Bldg material & garden equip & supp dealers      | 639   | 3 555             | 15 243         | 52                             | 25  | 11         | 10        | 4         | —         | 2          | —          | —          | —             |
| 4441                  | Building material & supplies dealers             | 608   | 3 419             | 14 696         | 42                             | 19  | 7          | 10        | 4         | —         | 2          | —          | —          | —             |
| 44411                 | Home centers                                     | 328   | 1 469             | 6 337          | 4                              | —   | —          | —         | 2         | —         | 2          | —          | —          | —             |
| 444110                | Home centers                                     | 328   | 1 469             | 6 337          | 4                              | —   | —          | —         | 2         | —         | 2          | —          | —          | —             |
| 44419                 | Other building material dealers                  | 199   | 1 634             | 6 964          | 30                             | 16  | 6          | 7         | 1         | —         | —          | —          | —          | —             |
| 444190                | Other building material dealers                  | 199   | 1 634             | 6 964          | 30                             | 16  | 6          | 7         | 1         | —         | —          | —          | —          | —             |
| 445                   | Food & beverage stores                           | 1 149   | 5 421             | 21 797         | 61                             | 26  | 12         | 10        | 5         | 6         | 2          | —          | —          | —             |
| 4451                  | Grocery stores                                   | 1 098   | 5 253             | 21 097         | 43                             | 13  | 8          | 9         | 5         | 6         | 2          | —          | —          | —             |
| 44511                 | Grocery (except convenience) stores              | 1 011   | 4 846             | 19 417         | 28                             | 6   | 2          | 7         | 5         | 6         | 2          | —          | —          | —             |
| 445110                | Grocery (except convenience) stores              | 1 011   | 4 846             | 19 417         | 28                             | 6   | 2          | 7         | 5         | 6         | 2          | —          | —          | —             |
| 446                   | Health & personal care stores                    | 267   | 1 505             | 6 168          | 20                             | 10  | 2          | 4         | 3         | 1         | —          | —          | —          | —             |
| 4461                  | Health & personal care stores                    | 267   | 1 505             | 6 168          | 20                             | 10  | 2          | 4         | 3         | 1         | —          | —          | —          | —             |
| 44611                 | Pharmacies & drug stores                         | 220   | 1 321             | 5 484          | 8                              | —   | 1          | 3         | 3         | 1         | —          | —          | —          | —             |
| 446110                | Pharmacies & drug stores                         | 220   | 1 321             | 5 484          | 8                              | —   | 1          | 3         | 3         | 1         | —          | —          | —          | —             |
| 447                   | Gasoline stations                                | 620   | 2 560             | 11 314         | 71                             | 15  | 30         | 23        | 3         | —         | —          | —          | —          | —             |
| 4471                  | Gasoline stations                                | 620   | 2 560             | 11 314         | 71                             | 15  | 30         | 23        | 3         | —         | —          | —          | —          | —             |
| 44711                 | Gasoline stations with convenience stores        | 579   | 2 347             | 10 458         | 65                             | 12  | 30         | 20        | 3         | —         | —          | —          | —          | —             |
| 447110                | Gasoline stations with convenience stores        | 579   | 2 347             | 10 458         | 65                             | 12  | 30         | 20        | 3         | —         | —          | —          | —          | —             |
| 448                   | Clothing & clothing accessories stores           | 140   | 414               | 1 797          | 23                             | 12  | 8          | 2         | 1         | —         | —          | —          | —          | —             |
| 452                   | General merchandise stores                       | 1 757   | 7 431             | 29 781         | 24                             | 1   | 12         | —         | 2         | 3         | 4          | 1          | 1          | —             |
| 4521                  | Department stores                                | 1 059   | 4 249             | 16 832         | 8                              | —   | —          | —         | —         | 3         | 4          | 1          | —          | —             |
| 45211                 | Department stores                                | 1 059   | 4 249             | 16 832         | 8                              | —   | —          | —         | —         | 3         | 4          | 1          | —          | —             |
| 452112                | Discount Department Stores                       | 1 059   | 4 249             | 16 832         | 8                              | —   | —          | —         | —         | 3         | 4          | 1          | —          | —             |
| 4529                  | Other general merchandise stores                 | 698   | 3 182             | 12 949         | 16                             | 1   | 12         | —         | 2         | —         | —          | —          | 1          | —             |
| 45291                 | Warehouse clubs & superstores                    | (F)   | (D)               | (D)            | 1                              | —   | —          | —         | —         | —         | —          | —          | 1          | —             |
| 45299                 | All other general merchandise stores             | (C)   | (D)               | (D)            | 15                             | 1   | 12         | —         | 2         | —         | —          | —          | —          | —             |
| 453                   | Miscellaneous store retailers                    | 434   | 1 653             | 7 842          | 74                             | 45  | 13         | 13        | 3         | —         | —          | —          | —          | —             |
| 4539                  | Other miscellaneous store retailers              | 300   | 1 285             | 6 027          | 37                             | 17  | 8          | 9         | 3         | —         | —          | —          | —          | —             |
| 45393                 | Manufactured (mobile) home dealers               | 107   | 669               | 3 129          | 15                             | 8   | 3          | 3         | 1         | —         | —          | —          | —          | —             |
| 453930                | Manufactured (mobile) home dealers               | 107   | 669               | 3 129          | 15                             | 8   | 3          | 3         | 1         | —         | —          | —          | —          | —             |
| 45399                 | All other miscellaneous store retailers          | 162   | 537               | 2 502          | 18                             | 8   | 4          | 4         | 2         | —         | —          | —          | —          | —             |
| 453991                | Tobacco stores                                   | 114   | 351               | 1 443          | 10                             | 2   | 3          | 4         | 1         | —         | —          | —          | —          | —             |
| 454                   | Nonstore retailers                               | 260   | 1 693             | 6 930          | 24                             | 11  | 3          | 6         | 3         | 1         | —          | —          | —          | —             |
| 4543                  | Direct selling establishments                    | 188   | 1 363             | 5 592          | 14                             | 5   | 3          | 3         | 2         | 1         | —          | —          | —          | —             |
| 45439                 | Other direct selling establishments              | 144   | 766               | 3 312          | 11                             | 5   | 2          | 2         | 1         | 1         | —          | —          | —          | —             |
| 454390                | Other direct selling establishments              | 144   | 766               | 3 312          | 11                             | 5   | 2          | 2         | 1         | 1         | —          | —          | —          | —             |
| <b>48-49</b>          | <b>Transportation &amp; warehousing</b>          | <b>833</b>                                      | <b>4 693</b>      | <b>21 467</b>  | <b>142</b>                     | <b>108</b>  | <b>14</b>  | <b>11</b> | <b>7</b>  | <b>1</b>  | <b>1</b>   | <b>—</b>   | <b>—</b>   | <b>—</b>      |
| 484                   | Truck transportation                             | 349   | 1 854             | 9 573          | 102                            | 82  | 10         | 7         | 3         | —         | —          | —          | —          | —             |
| 4841                  | General freight trucking                         | 132   | 745               | 3 316          | 37                             | 30  | 3          | 3         | 1         | —         | —          | —          | —          | —             |
| 4842                  | Specialized freight trucking                     | 217   | 1 109             | 6 257          | 65                             | 52  | 7          | 4         | 2         | —         | —          | —          | —          | —             |
| 48422                 | Specialized freight (exc used) trucking, local   | 180   | 942               | 5 647          | 51                             | 41  | 5          | 3         | 2         | —         | —          | —          | —          | —             |
| 484220                | Specialized freight (exc used) trucking, local   | 180   | 942               | 5 647          | 51                             | 41  | 5          | 3         | 2         | —         | —          | —          | —          | —             |
| 485                   | Transit & ground passenger transportation        | 216   | 810               | 3 188          | 12                             | 9   | —          | —         | 2         | —         | 1          | —          | —          | —             |
| 4854                  | School & employee bus transportation             | (C)   | (D)               | (D)            | 3                              | 1   | —          | —         | 1         | —         | 1          | —          | —          | —             |
| 48541                 | School & employee bus transportation             | (C)   | (D)               | (D)            | 3                              | 1   | —          | —         | 1         | —         | 1          | —          | —          | —             |
| 493                   | Warehousing & storage                            | 108   | 879               | 3 969          | 3                              | —   | 1          | 1         | —         | 1         | —          | —          | —          | —             |
| 4931                  | Warehousing & storage                            | 108   | 879               | 3 969          | 3                              | —   | 1          | 1         | —         | 1         | —          | —          | —          | —             |
| 49311                 | General warehousing & storage                    | 108   | 879               | 3 969          | 3                              | —   | 1          | 1         | —         | 1         | —          | —          | —          | —             |
| 493110                | General warehousing & storage                    | 108   | 879               | 3 969          | 3                              | —   | 1          | 1         | —         | 1         | —          | —          | —          | —             |
| <b>51</b>             | <b>Information</b>                               | <b>400</b>                                      | <b>3 728</b>      | <b>14 595</b>  | <b>39</b>                      | <b>22</b>   | <b>7</b>   | <b>2</b>  | <b>7</b>  | <b>—</b>  | <b>1</b>   | <b>—</b>   | <b>—</b>   | <b>—</b>      |
| 511                   | Publishing industries                            | 178   | 1 307             | 4 924          | 7                              | 3   | 1          | —         | 2         | —         | 1          | —          | —          | —             |
| 5111                  | Newspaper, periodical, book, database publishers | (C)   | (D)               | (D)            | 6                              | 2   | 1          | —         | 2         | —         | 1          | —          | —          | —             |
| 51113                 | Book publishers                                  | (C)   | (D)               | (D)            | 3                              | 1   | 1          | —         | —         | —         | 1          | —          | —          | —             |
| 517                   | Telecommunications                               | 139   | 2 074             | 8 369          | 17                             | 8   | 4          | 2         | 3         | —         | —          | —          | —          | —             |
| <b>52</b>             | <b>Finance &amp; insurance</b>                   | <b>1 104</b>                                    | <b>8 346</b>      | <b>36 380</b>  | <b>217</b>                     | <b>145</b>  | <b>35</b>  | <b>29</b> | <b>6</b>  | <b>2</b>  | <b>—</b>   | <b>—</b>   | <b>—</b>   | <b>—</b>      |
| 522                   | Credit intermediation & related activities       | 697   | 5 406             | 22 655         | 93                             | 40  | 25         | 23        | 4         | 1         | —          | —          | —          | —             |
| 5221                  | Depository credit intermediation                 | 592   | 4 600             | 19 124         | 52                             | 7   | 17         | 23        | 4         | 1         | —          | —          | —          | —             |
| 52211                 | Commercial banking                               | 544   | 4 353             | 18 137         | 44                             | 5   | 12         | 22        | 4         | 1         | —          | —          | —          | —             |
| 522110                | Commercial banking                               | 544   | 4 353             | 18 137         | 44                             | 5   | 12         | 22        | 4         | 1         | —          | —          | —          | —             |
| 524                   | Insurance carriers & related activities          | 338   | 2 382             | 11 049         | 90                             | 74  | 9          | 5         | 1         | 1         | —          | —          | —          | —             |
| 5242                  | Agencies & other insurance related activities    | (E)   | (D)               | (D)            | 79                             | 67  | 8          | 2         | 1         | 1         | —          | —          | —          | —             |
| 52421                 | Insurance agencies & brokerages                  | 234   | 1 606             | 8 001          | 75                             | 65  | 8          | 1         | —         | 1         | —          | —          | —          | —             |
| 524210                | Insurance agencies & brokerages                  | 234   | 1 606             | 8 001          | 75                             | 65  | 8          | 1         | —         | 1         | —          | —          | —          | —             |

See footnotes at end of table.

**Table 6. Counties—Employees, Payroll, and Establishments by Industry: 2003—Con.**

[Excludes most government employees, railroad employees, and self-employed persons. Size class 1 to 4 includes establishments with payroll, but no employees, during mid-March pay period. (D) denotes figures withheld to avoid disclosing data for individual companies; the data are included in broader industry totals. Detailed industries with 100 or more employees are shown if industry was not a (D). For explanation of terms, abbreviations, and data reliability/comparability, see introductory text]

| NAICS code            | Industry   | Number of employees for week including March 12 | Payroll (\$1,000) |                | Total number of establishments | Number of establishments by employment-size class |           |           |           |           |            |            |            |               |
|-----------------------|--|---|-------------------|----------------|--------------------------------|---|-----------|-----------|-----------|-----------|------------|------------|------------|---------------|
|                       |  |   | First quarter     | Annual         |                                | 1 to 4  | 5 to 9    | 10 to 19  | 20 to 49  | 50 to 99  | 100 to 249 | 250 to 499 | 500 to 999 | 1,000 or more |
| <b>JEFFERSON—Con.</b> |  |   |                   |                |                                |   |           |           |           |           |            |            |            |               |
| <b>53</b>             | <b>Real estate &amp; rental &amp; leasing</b>            | <b>598</b>                                      | <b>3 099</b>      | <b>13 604</b>  | <b>168</b>                     | <b>125</b>  | <b>29</b> | <b>11</b> | <b>3</b>  | —         | —          | —          | —          | —             |
| 531                   | Real estate  | 356   | 1 981             | 8 924          | 126                            | 102   | 18        | 3         | 3         | —         | —          | —          | —          | —             |
| 5311                  | Lessors of real estate                                   | 207   | 1 170             | 4 929          | 62                             | 48  | 10        | 2         | 2         | —         | —          | —          | —          | —             |
| 532                   | Rental & leasing services                                | 242   | 1 118             | 4 680          | 42                             | 23  | 11        | 8         | —         | —         | —          | —          | —          | —             |
| 5322                  | Consumer goods rental                                    | 172   | 654               | 2 529          | 26                             | 12  | 8         | 6         | —         | —         | —          | —          | —          | —             |
| 53223                 | Video tape & disc rental                                 | 111   | 294               | 1 107          | 13                             | 4   | 3         | 6         | —         | —         | —          | —          | —          | —             |
| 532230                | Video tape & disc rental                                 | 111   | 294               | 1 107          | 13                             | 4   | 3         | 6         | —         | —         | —          | —          | —          | —             |
| <b>54</b>             | <b>Professional, scientific &amp; technical services</b> | <b>788</b>                                      | <b>4 627</b>      | <b>19 889</b>  | <b>202</b>                     | <b>146</b>  | <b>38</b> | <b>14</b> | <b>3</b>  | <b>1</b>  | —          | —          | —          | —             |
| 541                   | Professional, scientific & technical services            | 788   | 4 627             | 19 889         | 202                            | 146   | 38        | 14        | 3         | 1         | —          | —          | —          | —             |
| 5411                  | Legal services   | 130   | 981               | 4 085          | 41                             | 30  | 10        | 1         | —         | —         | —          | —          | —          | —             |
| 54111                 | Offices of lawyers                                       | 123   | 919               | 3 807          | 37                             | 26  | 10        | 1         | —         | —         | —          | —          | —          | —             |
| 541110                | Offices of lawyers                                       | 123   | 919               | 3 807          | 37                             | 26  | 10        | 1         | —         | —         | —          | —          | —          | —             |
| 5412                  | Accounting, tax prep, bookkeep, payroll services         | 186   | 832               | 2 691          | 46                             | 35  | 6         | 3         | 2         | —         | —          | —          | —          | —             |
| 54121                 | Accounting, tax prep, bookkeep, payroll services         | 186   | 832               | 2 691          | 46                             | 35  | 6         | 3         | 2         | —         | —          | —          | —          | —             |
| 5413                  | Architectural, engineering & related services            | 142   | 1 039             | 4 968          | 31                             | 18  | 8         | 5         | —         | —         | —          | —          | —          | —             |
| 5419                  | Oth professional, scientific, technical services         | 211   | 860               | 3 822          | 32                             | 18  | 9         | 3         | 1         | 1         | —          | —          | —          | —             |
| 54194                 | Veterinary services                                      | 184   | 747               | 3 279          | 18                             | 5   | 8         | 3         | 1         | 1         | —          | —          | —          | —             |
| 541940                | Veterinary services                                      | 184   | 747               | 3 279          | 18                             | 5   | 8         | 3         | 1         | 1         | —          | —          | —          | —             |
| <b>55</b>             | <b>Management of companies &amp; enterprises</b>         | <b>67</b>                                       | <b>769</b>        | <b>3 599</b>   | <b>11</b>                      | <b>7</b>  | <b>1</b>  | <b>2</b>  | <b>1</b>  | —         | —          | —          | —          | —             |
| <b>56</b>             | <b>Admin, support, waste mgt, remediation services</b>   | <b>2 773</b>                                    | <b>11 239</b>     | <b>53 963</b>  | <b>246</b>                     | <b>165</b>  | <b>42</b> | <b>19</b> | <b>13</b> | <b>3</b>  | <b>3</b>   | —          | <b>1</b>   | —             |
| 561                   | Administrative & support services                        | 2 541   | 9 548             | 46 762         | 227                            | 157   | 37        | 16        | 11        | 2         | 3          | —          | 1          | —             |
| 5613                  | Employment services                                      | 399   | 1 580             | 8 430          | 17                             | 7   | 2         | 2         | 4         | 1         | 1          | —          | —          | —             |
| 56132                 | Temporary help services                                  | (E)   | (D)               | (D)            | 13                             | 5   | 1         | 2         | 3         | 1         | 1          | —          | —          | —             |
| 5614                  | Business support services                                | (G)   | (D)               | (D)            | 12                             | 6   | 4         | 1         | —         | —         | —          | —          | 1          | —             |
| 56142                 | Telephone call centers                                   | (F)   | (D)               | (D)            | 2                              | 1   | —         | —         | —         | —         | —          | —          | 1          | —             |
| 5616                  | Investigation & security services                        | 313   | 1 428             | 5 968          | 11                             | 6   | —         | 2         | 2         | —         | 1          | —          | —          | —             |
| 56161                 | Investigation, guard & armored car services              | 284   | 1 121             | 4 602          | 5                              | 1   | —         | 2         | 1         | —         | 1          | —          | —          | —             |
| 561612                | Security guards & patrol services                        | 284   | 1 121             | 4 602          | 5                              | 1   | —         | 2         | 1         | —         | 1          | —          | —          | —             |
| 5617                  | Services to buildings & dwellings                        | 677   | 2 279             | 13 225         | 167                            | 122   | 28        | 11        | 5         | 1         | —          | —          | —          | —             |
| 56172                 | Janitorial services                                      | 297   | 839               | 3 307          | 47                             | 29  | 7         | 6         | 5         | —         | —          | —          | —          | —             |
| 561720                | Janitorial services                                      | 297   | 839               | 3 307          | 47                             | 29  | 7         | 6         | 5         | —         | —          | —          | —          | —             |
| 56173                 | Landscaping services                                     | 285   | 1 018             | 7 876          | 86                             | 67  | 14        | 4         | —         | 1         | —          | —          | —          | —             |
| 561730                | Landscaping services                                     | 285   | 1 018             | 7 876          | 86                             | 67  | 14        | 4         | —         | 1         | —          | —          | —          | —             |
| 5619                  | Other support services                                   | 119   | 244               | 1 163          | 7                              | 6   | —         | —         | —         | —         | 1          | —          | —          | —             |
| 56199                 | All other support services                               | (C)   | (D)               | (D)            | 6                              | 5   | —         | —         | —         | —         | 1          | —          | —          | —             |
| 562                   | Waste management & remediation services                  | 232   | 1 691             | 7 201          | 19                             | 8   | 5         | 3         | 2         | 1         | —          | —          | —          | —             |
| 5621                  | Waste collection   | 168   | 1 265             | 5 293          | 8                              | 3   | 2         | —         | 2         | 1         | —          | —          | —          | —             |
| 56211                 | Waste collection   | 168   | 1 265             | 5 293          | 8                              | 3   | 2         | —         | 2         | 1         | —          | —          | —          | —             |
| 562111                | Solid waste collection                                   | 168   | 1 265             | 5 293          | 8                              | 3   | 2         | —         | 2         | 1         | —          | —          | —          | —             |
| <b>61</b>             | <b>Educational services</b>                              | <b>386</b>                                      | <b>1 346</b>      | <b>5 446</b>   | <b>16</b>                      | <b>5</b>  | <b>2</b>  | <b>2</b>  | <b>4</b>  | <b>2</b>  | <b>1</b>   | —          | —          | —             |
| 611                   | Educational services                                     | 386   | 1 346             | 5 446          | 16                             | 5   | 2         | 2         | 4         | 2         | 1          | —          | —          | —             |
| 6111                  | Elementary & secondary schools                           | 219   | 774               | 3 139          | 6                              | —   | —         | —         | 4         | 2         | —          | —          | —          | —             |
| 61111                 | Elementary & secondary schools                           | 219   | 774               | 3 139          | 6                              | —   | —         | —         | 4         | 2         | —          | —          | —          | —             |
| 611110                | Elementary & secondary schools                           | 219   | 774               | 3 139          | 6                              | —   | —         | —         | 4         | 2         | —          | —          | —          | —             |
| 6112                  | Junior colleges  | (C)   | (D)               | (D)            | 1                              | —   | —         | —         | —         | —         | 1          | —          | —          | —             |
| 61121                 | Junior colleges  | (C)   | (D)               | (D)            | 1                              | —   | —         | —         | —         | —         | 1          | —          | —          | —             |
| <b>62</b>             | <b>Health care and social assistance</b>                 | <b>4 677</b>                                    | <b>27 061</b>     | <b>121 358</b> | <b>311</b>                     | <b>129</b>  | <b>81</b> | <b>53</b> | <b>28</b> | <b>13</b> | <b>6</b>   | —          | <b>1</b>   | —             |
| 621                   | Ambulatory health care services                          | 1 482   | 11 073            | 49 681         | 200                            | 104   | 52        | 29        | 10        | 5         | —          | —          | —          | —             |
| 6211                  | Offices of physicians                                    | 420   | 4 309             | 21 261         | 77                             | 41  | 21        | 14        | 1         | —         | —          | —          | —          | —             |
| 62111                 | Offices of physicians                                    | 420   | 4 309             | 21 261         | 77                             | 41  | 21        | 14        | 1         | —         | —          | —          | —          | —             |
| 6212                  | Offices of dentists                                      | 303   | 2 199             | 10 277         | 47                             | 15  | 25        | 6         | 1         | —         | —          | —          | —          | —             |
| 62121                 | Offices of dentists                                      | 303   | 2 199             | 10 277         | 47                             | 15  | 25        | 6         | 1         | —         | —          | —          | —          | —             |
| 621210                | Offices of dentists                                      | 303   | 2 199             | 10 277         | 47                             | 15  | 25        | 6         | 1         | —         | —          | —          | —          | —             |
| 6213                  | Offices of other health practitioners                    | 216   | 1 302             | 5 301          | 48                             | 38  | 3         | 4         | 3         | —         | —          | —          | —          | —             |
| 6214                  | Outpatient care centers                                  | 220   | 1 615             | 6 042          | 12                             | 4   | 2         | 2         | 2         | 2         | —          | —          | —          | —             |
| 62149                 | Other outpatient care centers                            | (C)   | (D)               | (D)            | 8                              | 3   | 1         | 1         | 1         | 2         | —          | —          | —          | —             |
| 621498                | All other outpatient care centers                        | 163   | 1 263             | 4 438          | 6                              | 2   | 1         | —         | 1         | 2         | —          | —          | —          | —             |
| 6216                  | Home health care services                                | 295   | 1 494             | 6 064          | 11                             | 3   | 1         | 1         | 3         | 3         | —          | —          | —          | —             |
| 62161                 | Home health care services                                | 295   | 1 494             | 6 064          | 11                             | 3   | 1         | 1         | 3         | 3         | —          | —          | —          | —             |
| 621610                | Home health care services                                | 295   | 1 494             | 6 064          | 11                             | 3   | 1         | 1         | 3         | 3         | —          | —          | —          | —             |
| 622                   | Hospitals  | (F)   | (D)               | (D)            | 1                              | —   | —         | —         | —         | —         | —          | —          | 1          | —             |
| 6221                  | General medical & surgical hospitals                     | (F)   | (D)               | (D)            | 1                              | —   | —         | —         | —         | —         | —          | —          | 1          | —             |
| 62211                 | General medical & surgical hospitals                     | (F)   | (D)               | (D)            | 1                              | —   | —         | —         | —         | —         | —          | —          | 1          | —             |
| 623                   | Nursing & residential care facilities                    | 1 319   | 6 371             | 23 796         | 38                             | 7   | 6         | 10        | 5         | 5         | 5          | —          | —          | —             |
| 6231                  | Nursing care facilities                                  | 818   | 4 288             | 15 486         | 12                             | 2   | —         | 1         | 2         | 3         | 4          | —          | —          | —             |
| 62311                 | Nursing care facilities                                  | 818   | 4 288             | 15 486         | 12                             | 2   | —         | 1         | 2         | 3         | 4          | —          | —          | —             |
| 623110                | Nursing care facilities                                  | 818   | 4 288             | 15 486         | 12                             | 2   | —         | 1         | 2         | 3         | 4          | —          | —          | —             |
| 6232                  | Residential mental retardation, health facil             | 228   | 885               | 3 765          | 14                             | 4   | 3         | 5         | 1         | —         | 1          | —          | —          | —             |
| 62321                 | Residential mental retardation facilities                | (C)   | (D)               | (D)            | 12                             | 4   | 1         | 5         | 1         | —         | 1          | —          | —          | —             |
| 6233                  | Community care facilities for the elderly                | 273   | 1 198             | 4 545          | 12                             | 1   | 3         | 4         | 2         | 2         | —          | —          | —          | —             |
| 62331                 | Community care facilities for the elderly                | 273   | 1 198             | 4 545          | 12                             | 1   | 3         | 4         | 2         | 2         | —          | —          | —          | —             |
| 623311                | Continuing care retirement communities                   | 200   | 979               | 3 583          | 8                              | 1   | 2         | 2         | 1         | 2         | —          | —          | —          | —             |

See footnotes at end of table.

**Table 6. Counties—Employees, Payroll, and Establishments by Industry: 2003—Con.**

[Excludes most government employees, railroad employees, and self-employed persons. Size class 1 to 4 includes establishments with payroll, but no employees, during mid-March pay period. (D) denotes figures withheld to avoid disclosing data for individual companies; the data are included in broader industry totals. Detailed industries with 100 or more employees are shown if industry was not a (D). For explanation of terms, abbreviations, and data reliability/comparability, see introductory text]

| NAICS code            | Industry   | Number of employees for week including March 12 | Payroll (\$1,000) |                | Total number of establishments | Number of establishments by employment-size class |            |            |           |           |            |            |            |               |
|-----------------------|--|---|-------------------|----------------|--------------------------------|---|------------|------------|-----------|-----------|------------|------------|------------|---------------|
|                       |  |   | First quarter     | Annual         |                                | 1 to 4  | 5 to 9     | 10 to 19   | 20 to 49  | 50 to 99  | 100 to 249 | 250 to 499 | 500 to 999 | 1,000 or more |
| <b>JEFFERSON—Con.</b> |  |   |                   |                |                                |   |            |            |           |           |            |            |            |               |
| <b>62</b>             | <b>Health care and social assistance—Con.</b>                    |   |                   |                |                                |   |            |            |           |           |            |            |            |               |
| 624                   | Social assistance .....  | (G)   | (D)               | (D)            | 72                             | 18  | 23         | 14         | 13        | 3         | 1          | -          | -          | -             |
| 6241                  | Individual & family services .....                               | 410   | 1 493             | 6 340          | 26                             | 7   | 11         | 4          | 2         | 1         | 1          | -          | -          | -             |
| 62412                 | Services for elderly & disabled persons .....                    | 164   | 615               | 2 566          | 14                             | 3   | 7          | 2          | 1         | 1         | -          | -          | -          | -             |
| 624120                | Services for elderly & disabled persons .....                    | 164   | 615               | 2 566          | 14                             | 3   | 7          | 2          | 1         | 1         | -          | -          | -          | -             |
| 62419                 | Other individual & family services .....                         | 198   | 649               | 2 819          | 8                              | 3   | 3          | 1          | -         | -         | 1          | -          | -          | -             |
| 624190                | Other individual & family services .....                         | 198   | 649               | 2 819          | 8                              | 3   | 3          | 1          | -         | -         | 1          | -          | -          | -             |
| 6243                  | Vocational rehabilitation services .....                         | (C)   | (D)               | (D)            | 4                              | -   | -          | 2          | 1         | 1         | -          | -          | -          | -             |
| 62431                 | Vocational rehabilitation services .....                         | (C)   | (D)               | (D)            | 4                              | -   | -          | 2          | 1         | 1         | -          | -          | -          | -             |
| 6244                  | Child day care services .....                                    | 485   | 1 275             | 5 817          | 40                             | 9   | 12         | 8          | 10        | 1         | -          | -          | -          | -             |
| 62441                 | Child day care services .....                                    | 485   | 1 275             | 5 817          | 40                             | 9   | 12         | 8          | 10        | 1         | -          | -          | -          | -             |
| 624410                | Child day care services .....                                    | 485   | 1 275             | 5 817          | 40                             | 9   | 12         | 8          | 10        | 1         | -          | -          | -          | -             |
| <b>71</b>             | <b>Arts, entertainment &amp; recreation</b> .....                | <b>331</b>                                      | <b>954</b>        | <b>4 487</b>   | <b>42</b>                      | <b>22</b>   | <b>10</b>  | <b>5</b>   | <b>4</b>  | <b>1</b>  | -          | -          | -          | -             |
| 713                   | Amusement, gambling & recreation industries ....                 | 311   | 906               | 4 057          | 34                             | 16  | 9          | 4          | 4         | 1         | -          | -          | -          | -             |
| 7139                  | Other amusement & recreation industries .....                    | (E)   | (D)               | (D)            | 32                             | 14  | 9          | 4          | 4         | 1         | -          | -          | -          | -             |
| 71394                 | Fitness & recreational sports centers .....                      | 109   | 268               | 989            | 12                             | 7   | 2          | 2          | -         | 1         | -          | -          | -          | -             |
| 713940                | Fitness & recreational sports centers .....                      | 109   | 268               | 989            | 12                             | 7   | 2          | 2          | -         | 1         | -          | -          | -          | -             |
| <b>72</b>             | <b>Accommodation &amp; food services</b> .....                   | <b>4 487</b>                                    | <b>10 009</b>     | <b>44 124</b>  | <b>216</b>                     | <b>58</b>   | <b>31</b>  | <b>37</b>  | <b>64</b> | <b>25</b> | <b>1</b>   | -          | -          | -             |
| 721                   | Accommodation .....  | 147   | 451               | 2 236          | 15                             | 7   | 1          | 6          | 1         | -         | -          | -          | -          | -             |
| 7211                  | Traveler accommodation .....                                     | (C)   | (D)               | (D)            | 12                             | 5   | 1          | 5          | 1         | -         | -          | -          | -          | -             |
| 72111                 | Hotels (exc casino hotels) & motels .....                        | 124   | 341               | 1 551          | 11                             | 4   | 1          | 5          | 1         | -         | -          | -          | -          | -             |
| 721110                | Hotels (exc casino hotels) & motels .....                        | 124   | 341               | 1 551          | 11                             | 4   | 1          | 5          | 1         | -         | -          | -          | -          | -             |
| 722                   | Food services & drinking places .....                            | 4 340   | 9 558             | 41 888         | 201                            | 51  | 30         | 31         | 63        | 25        | 1          | -          | -          | -             |
| 7221                  | Full-service restaurants .....                                   | 1 668   | 3 871             | 16 909         | 74                             | 22  | 12         | 12         | 13        | 14        | 1          | -          | -          | -             |
| 72211                 | Full-service restaurants .....                                   | 1 668   | 3 871             | 16 909         | 74                             | 22  | 12         | 12         | 13        | 14        | 1          | -          | -          | -             |
| 722110                | Full-service restaurants .....                                   | 1 668   | 3 871             | 16 909         | 74                             | 22  | 12         | 12         | 13        | 14        | 1          | -          | -          | -             |
| 7222                  | Limited-service eating places .....                              | 2 562   | 5 444             | 23 877         | 110                            | 18  | 14         | 19         | 48        | 11        | -          | -          | -          | -             |
| 72221                 | Limited-service eating places .....                              | 2 562   | 5 444             | 23 877         | 110                            | 18  | 14         | 19         | 48        | 11        | -          | -          | -          | -             |
| 722211                | Limited-service restaurants .....                                | 2 489   | 5 317             | 23 201         | 101                            | 11  | 13         | 19         | 48        | 10        | -          | -          | -          | -             |
| <b>81</b>             | <b>Other services (except public administration)</b> .....       | <b>2 772</b>                                    | <b>11 658</b>     | <b>50 191</b>  | <b>437</b>                     | <b>263</b>  | <b>102</b> | <b>45</b>  | <b>23</b> | <b>2</b>  | <b>2</b>   | -          | -          | -             |
| 811                   | Repair & maintenance .....                                       | 1 005   | 6 438             | 27 754         | 177                            | 113   | 33         | 19         | 12        | -         | -          | -          | -          | -             |
| 8111                  | Automotive repair & maintenance .....                            | 742   | 4 381             | 19 019         | 132                            | 79  | 28         | 17         | 8         | -         | -          | -          | -          | -             |
| 81111                 | Automotive mechanical & electrical R&M .....                     | 296   | 1 619             | 7 140          | 70                             | 47  | 17         | 4          | 2         | -         | -          | -          | -          | -             |
| 811111                | General automotive repair .....                                  | 251   | 1 326             | 5 888          | 58                             | 39  | 15         | 2          | 2         | -         | -          | -          | -          | -             |
| 81112                 | Automotive body, paint, interior & glass repair .....            | 297   | 2 314             | 10 043         | 45                             | 24  | 9          | 9          | 3         | -         | -          | -          | -          | -             |
| 811121                | Automotive body, paint & interior R&M .....                      | 277   | 2 215             | 9 538          | 36                             | 17  | 7          | 9          | 3         | -         | -          | -          | -          | -             |
| 81119                 | Other automotive R&M .....                                       | 149   | 448               | 1 836          | 17                             | 8   | 2          | 4          | 3         | -         | -          | -          | -          | -             |
| 8112                  | Electronic & precision equipment R&M .....                       | 118   | 942               | 4 082          | 10                             | 6   | -          | 1          | 3         | -         | -          | -          | -          | -             |
| 81121                 | Electronic & precision equipment R&M .....                       | 118   | 942               | 4 082          | 10                             | 6   | -          | 1          | 3         | -         | -          | -          | -          | -             |
| 812                   | Personal & laundry services .....                                | 467   | 1 571             | 7 270          | 106                            | 70  | 24         | 10         | 2         | -         | -          | -          | -          | -             |
| 8121                  | Personal care services .....                                     | 221   | 707               | 3 207          | 56                             | 41  | 10         | 4          | 1         | -         | -          | -          | -          | -             |
| 81211                 | Hair, nail & skin care services .....                            | 182   | 604               | 2 685          | 46                             | 34  | 8          | 3          | 1         | -         | -          | -          | -          | -             |
| 8129                  | Other personal services .....                                    | 101   | 259               | 1 127          | 18                             | 11  | 5          | 1          | 1         | -         | -          | -          | -          | -             |
| 813                   | Religious, grantmaking, civic, prof & like organizations .....   | 1 300   | 3 649             | 15 167         | 154                            | 80  | 45         | 16         | 9         | 2         | 2          | -          | -          | -             |
| 8131                  | Religious organizations .....                                    | 919   | 2 850             | 11 715         | 106                            | 58  | 28         | 9          | 8         | 2         | 1          | -          | -          | -             |
| 81311                 | Religious organizations .....                                    | 919   | 2 850             | 11 715         | 106                            | 58  | 28         | 9          | 8         | 2         | 1          | -          | -          | -             |
| 813110                | Religious organizations .....                                    | 919   | 2 850             | 11 715         | 106                            | 58  | 28         | 9          | 8         | 2         | 1          | -          | -          | -             |
| 8134                  | Civic & social organizations .....                               | 236   | 470               | 1 950          | 22                             | 7   | 10         | 4          | -         | -         | 1          | -          | -          | -             |
| 81341                 | Civic & social organizations .....                               | 236   | 470               | 1 950          | 22                             | 7   | 10         | 4          | -         | -         | 1          | -          | -          | -             |
| 813410                | Civic & social organizations .....                               | 236   | 470               | 1 950          | 22                             | 7   | 10         | 4          | -         | -         | 1          | -          | -          | -             |
| 8139                  | Business, labor, political, like organizations .....             | 125   | 217               | 1 014          | 22                             | 12  | 7          | 2          | 1         | -         | -          | -          | -          | -             |
| <b>99</b>             | <b>Unclassified establishments</b> .....                         | <b>67</b>                                       | <b>157</b>        | <b>704</b>     | <b>114</b>                     | <b>113</b>  | <b>1</b>   | <b>-</b>   | <b>-</b>  | <b>-</b>  | <b>-</b>   | <b>-</b>   | <b>-</b>   | <b>-</b>      |
| <b>JOHNSON</b>        |  |   |                   |                |                                |   |            |            |           |           |            |            |            |               |
|                       | <b>Total</b> .....   | <b>9 895</b>                                    | <b>47 416</b>     | <b>212 513</b> | <b>903</b>                     | <b>528</b>  | <b>171</b> | <b>107</b> | <b>71</b> | <b>15</b> | <b>5</b>   | <b>4</b>   | <b>2</b>   | <b>-</b>      |
| <b>11</b>             | <b>Forestry, fishing, hunting, and agriculture support</b> ..... | <b>(A)</b>                                      | <b>(D)</b>        | <b>(D)</b>     | <b>2</b>                       | <b>1</b>  | <b>-</b>   | <b>1</b>   | <b>-</b>  | <b>-</b>  | <b>-</b>   | <b>-</b>   | <b>-</b>   | <b>-</b>      |
| <b>21</b>             | <b>Mining</b> .....  | <b>(A)</b>                                      | <b>(D)</b>        | <b>(D)</b>     | <b>1</b>                       | <b>1</b>  | <b>-</b>   | <b>-</b>   | <b>-</b>  | <b>-</b>  | <b>-</b>   | <b>-</b>   | <b>-</b>   | <b>-</b>      |
| <b>22</b>             | <b>Utilities</b> .....   | <b>85</b>                                       | <b>1 033</b>      | <b>4 007</b>   | <b>7</b>                       | <b>2</b>  | <b>2</b>   | <b>2</b>   | <b>1</b>  | <b>-</b>  | <b>-</b>   | <b>-</b>   | <b>-</b>   | <b>-</b>      |
| <b>23</b>             | <b>Construction</b> .....  | <b>514</b>                                      | <b>2 781</b>      | <b>13 093</b>  | <b>115</b>                     | <b>84</b>   | <b>16</b>  | <b>9</b>   | <b>6</b>  | <b>-</b>  | <b>-</b>   | <b>-</b>   | <b>-</b>   | <b>-</b>      |
| 236                   | Construction of Buildings .....                                  | 142   | 712               | 3 682          | 40                             | 31  | 5          | 3          | 1         | -         | -          | -          | -          | -             |
| 2361                  | Residential Building Construction .....                          | 109   | 534               | 3 018          | 32                             | 25  | 4          | 2          | 1         | -         | -          | -          | -          | -             |
| 23611                 | Residential Building Construction .....                          | 109   | 534               | 3 018          | 32                             | 25  | 4          | 2          | 1         | -         | -          | -          | -          | -             |
| 238                   | Specialty Trade Contractors .....                                | 340   | 1 858             | 8 323          | 68                             | 48  | 10         | 5          | 5         | -         | -          | -          | -          | -             |
| 2381                  | Foundation, Structure, and Building Exterior Contractors .....   | 103   | 417               | 2 173          | 26                             | 21  | 2          | 2          | 1         | -         | -          | -          | -          | -             |

See footnotes at end of table.

**Table 6. Counties—Employees, Payroll, and Establishments by Industry: 2003—Con.**

[Excludes most government employees, railroad employees, and self-employed persons. Size class 1 to 4 includes establishments with payroll, but no employees, during mid-March pay period. (D) denotes figures withheld to avoid disclosing data for individual companies; the data are included in broader industry totals. Detailed industries with 100 or more employees are shown if industry was not a (D). For explanation of terms, abbreviations, and data reliability/comparability, see introductory text]

| NAICS code   | Industry   | Number of employees for week including March 12 | Payroll (\$1,000) |               | Total number of establishments | Number of establishments by employment-size class |           |           |           |          |            |            |            |               |
|--------------|--|---|-------------------|---------------|--------------------------------|---|-----------|-----------|-----------|----------|------------|------------|------------|---------------|
|              |  |   | First quarter     | Annual        |                                | 1 to 4  | 5 to 9    | 10 to 19  | 20 to 49  | 50 to 99 | 100 to 249 | 250 to 499 | 500 to 999 | 1,000 or more |
|              | <b>JOHNSON—Con.</b>                                      |   |                   |               |                                |   |           |           |           |          |            |            |            |               |
| <b>31-33</b> | <b>Manufacturing</b>                                     | <b>1 735</b>                                    | <b>8 579</b>      | <b>47 541</b> | <b>28</b>                      | <b>13</b>   | <b>3</b>  | <b>6</b>  | <b>1</b>  | <b>1</b> | <b>1</b>   | <b>2</b>   | <b>1</b>   | <b>—</b>      |
| 331          | Primary metal mfg  | (F)   | (D)               | (D)           | 2                              | —   | —         | —         | —         | —        | —          | —          | 1          | —             |
| 3315         | Foundries  | (F)   | (D)               | (D)           | 2                              | —   | —         | —         | —         | —        | —          | 1          | —          | —             |
| 33152        | Nonferrous metal foundries                               | (F)   | (D)               | (D)           | 2                              | —   | —         | —         | —         | —        | —          | 1          | —          | —             |
| 333          | Machinery mfg  | (E)   | (D)               | (D)           | 3                              | —   | —         | 1         | —         | 1        | —          | 1          | —          | —             |
| 3331         | Ag, construction & mining machinery mfg                  | (E)   | (D)               | (D)           | 2                              | —   | —         | —         | —         | 1        | —          | 1          | —          | —             |
| 33311        | Agricultural implement mfg                               | (E)   | (D)               | (D)           | 1                              | —   | —         | —         | —         | —        | —          | 1          | —          | —             |
| 335          | Electrical equip, appliance & component mfg              | (E)   | (D)               | (D)           | 1                              | —   | —         | —         | —         | —        | —          | 1          | —          | —             |
| 3359         | Other electrical equipment & component mfg               | (E)   | (D)               | (D)           | 1                              | —   | —         | —         | —         | —        | —          | 1          | —          | —             |
| 33591        | Battery mfg  | (E)   | (D)               | (D)           | 1                              | —   | —         | —         | —         | —        | —          | 1          | —          | —             |
| <b>42</b>    | <b>Wholesale trade</b>                                   | <b>143</b>                                      | <b>814</b>        | <b>3 694</b>  | <b>24</b>                      | <b>14</b>   | <b>6</b>  | <b>2</b>  | <b>2</b>  | <b>—</b> | <b>—</b>   | <b>—</b>   | <b>—</b>   | <b>—</b>      |
| <b>44-45</b> | <b>Retail trade</b>                                      | <b>1 700</b>                                    | <b>6 990</b>      | <b>30 300</b> | <b>163</b>                     | <b>86</b>   | <b>35</b> | <b>28</b> | <b>11</b> | <b>2</b> | <b>—</b>   | <b>1</b>   | <b>—</b>   | <b>—</b>      |
| 441          | Motor vehicle & parts dealers                            | 254   | 1 475             | 7 665         | 25                             | 13  | 3         | 6         | 2         | 1        | —          | —          | —          | —             |
| 4411         | Automobile dealers                                       | 160   | 1 040             | 5 914         | 8                              | 4   | —         | 1         | 2         | 1        | —          | —          | —          | —             |
| 44111        | New car dealers  | 154   | 1 012             | 5 762         | 5                              | 1   | —         | 1         | 2         | 1        | —          | —          | —          | —             |
| 441110       | New car dealers  | 154   | 1 012             | 5 762         | 5                              | 1   | —         | 1         | 2         | 1        | —          | —          | —          | —             |
| 444          | Bldg material & garden equip & supp dealers              | 129   | 736               | 3 176         | 16                             | 7   | 4         | 3         | 2         | —        | —          | —          | —          | —             |
| 445          | Food & beverage stores                                   | 219   | 675               | 2 811         | 13                             | 7   | 1         | 1         | 3         | 1        | —          | —          | —          | —             |
| 4451         | Grocery stores   | (C)   | (D)               | (D)           | 6                              | 1   | 1         | 1         | 2         | 1        | —          | —          | —          | —             |
| 44511        | Grocery (except convenience) stores                      | 156   | 499               | 2 083         | 5                              | 1   | 1         | 1         | 1         | 1        | —          | —          | —          | —             |
| 445110       | Grocery (except convenience) stores                      | 156   | 499               | 2 083         | 5                              | 1   | 1         | 1         | 1         | 1        | —          | —          | —          | —             |
| 447          | Gasoline stations  | 259   | 695               | 3 085         | 31                             | 14  | 8         | 7         | 2         | —        | —          | —          | —          | —             |
| 4471         | Gasoline stations  | 259   | 695               | 3 085         | 31                             | 14  | 8         | 7         | 2         | —        | —          | —          | —          | —             |
| 44711        | Gasoline stations with convenience stores                | 236   | 592               | 2 725         | 21                             | 4   | 8         | 7         | 2         | —        | —          | —          | —          | —             |
| 447110       | Gasoline stations with convenience stores                | 236   | 592               | 2 725         | 21                             | 4   | 8         | 7         | 2         | —        | —          | —          | —          | —             |
| 452          | General merchandise stores                               | 520   | 2 232             | 8 462         | 11                             | 1   | 6         | 2         | 1         | —        | —          | 1          | —          | —             |
| 4529         | Other general merchandise stores                         | 520   | 2 232             | 8 462         | 11                             | 1   | 6         | 2         | 1         | —        | —          | 1          | —          | —             |
| 45291        | Warehouse clubs & superstores                            | (E)   | (D)               | (D)           | 1                              | —   | —         | —         | —         | —        | —          | 1          | —          | —             |
| 453          | Miscellaneous store retailers                            | 108   | 483               | 1 913         | 25                             | 16  | 5         | 4         | —         | —        | —          | —          | —          | —             |
| <b>48-49</b> | <b>Transportation &amp; warehousing</b>                  | <b>234</b>                                      | <b>1 714</b>      | <b>7 513</b>  | <b>29</b>                      | <b>18</b>   | <b>8</b>  | <b>1</b>  | <b>1</b>  | <b>—</b> | <b>1</b>   | <b>—</b>   | <b>—</b>   | <b>—</b>      |
| 484          | Truck transportation                                     | 146   | 914               | 3 968         | 18                             | 14  | 3         | —         | —         | —        | 1          | —          | —          | —             |
| 4842         | Specialized freight trucking                             | 123   | 758               | 3 370         | 10                             | 8   | 1         | —         | —         | —        | 1          | —          | —          | —             |
| 48421        | Used household & office goods moving                     | (C)   | (D)               | (D)           | 3                              | 2   | —         | —         | —         | —        | 1          | —          | —          | —             |
| <b>51</b>    | <b>Information</b>                                       | <b>262</b>                                      | <b>2 139</b>      | <b>7 743</b>  | <b>19</b>                      | <b>8</b>  | <b>5</b>  | <b>3</b>  | <b>2</b>  | <b>1</b> | <b>—</b>   | <b>—</b>   | <b>—</b>   | <b>—</b>      |
| 517          | Telecommunications                                       | (C)   | (D)               | (D)           | 12                             | 5   | 4         | 2         | —         | 1        | —          | —          | —          | —             |
| 5171         | Wired Telecommunications Carriers                        | (C)   | (D)               | (D)           | 10                             | 5   | 2         | 2         | —         | 1        | —          | —          | —          | —             |
| 51711        | Wired Telecommunications Carriers                        | (C)   | (D)               | (D)           | 10                             | 5   | 2         | 2         | —         | 1        | —          | —          | —          | —             |
| <b>52</b>    | <b>Finance &amp; insurance</b>                           | <b>428</b>                                      | <b>3 093</b>      | <b>12 014</b> | <b>64</b>                      | <b>39</b>   | <b>14</b> | <b>5</b>  | <b>6</b>  | <b>—</b> | <b>—</b>   | <b>—</b>   | <b>—</b>   | <b>—</b>      |
| 522          | Credit intermediation & related activities               | 342   | 2 581             | 9 820         | 33                             | 13  | 9         | 5         | 6         | —        | —          | —          | —          | —             |
| 5221         | Depository credit intermediation                         | 303   | 2 317             | 8 971         | 23                             | 6   | 7         | 4         | 6         | —        | —          | —          | —          | —             |
| 52211        | Commercial banking                                       | 266   | 2 080             | 8 059         | 20                             | 5   | 6         | 4         | 5         | —        | —          | —          | —          | —             |
| 522110       | Commercial banking                                       | 266   | 2 080             | 8 059         | 20                             | 5   | 6         | 4         | 5         | —        | —          | —          | —          | —             |
| <b>53</b>    | <b>Real estate &amp; rental &amp; leasing</b>            | <b>130</b>                                      | <b>510</b>        | <b>2 190</b>  | <b>37</b>                      | <b>26</b>   | <b>8</b>  | <b>3</b>  | <b>—</b>  | <b>—</b> | <b>—</b>   | <b>—</b>   | <b>—</b>   | <b>—</b>      |
| <b>54</b>    | <b>Professional, scientific &amp; technical services</b> | <b>211</b>                                      | <b>1 148</b>      | <b>5 833</b>  | <b>52</b>                      | <b>36</b>   | <b>9</b>  | <b>6</b>  | <b>1</b>  | <b>—</b> | <b>—</b>   | <b>—</b>   | <b>—</b>   | <b>—</b>      |
| 541          | Professional, scientific & technical services            | 211   | 1 148             | 5 833         | 52                             | 36  | 9         | 6         | 1         | —        | —          | —          | —          | —             |
| <b>55</b>    | <b>Management of companies &amp; enterprises</b>         | <b>26</b>                                       | <b>91</b>         | <b>380</b>    | <b>3</b>                       | <b>1</b>  | <b>1</b>  | <b>—</b>  | <b>1</b>  | <b>—</b> | <b>—</b>   | <b>—</b>   | <b>—</b>   | <b>—</b>      |
| <b>56</b>    | <b>Admin, support, waste mgt, remediation services</b>   | <b>193</b>                                      | <b>776</b>        | <b>3 724</b>  | <b>35</b>                      | <b>26</b>   | <b>4</b>  | <b>2</b>  | <b>3</b>  | <b>—</b> | <b>—</b>   | <b>—</b>   | <b>—</b>   | <b>—</b>      |
| 561          | Administrative & support services                        | 177   | 625               | 3 210         | 31                             | 23  | 4         | 1         | 3         | —        | —          | —          | —          | —             |
| 5617         | Services to buildings & dwellings                        | 107   | 269               | 1 699         | 22                             | 17  | 2         | 1         | 2         | —        | —          | —          | —          | —             |
| <b>61</b>    | <b>Educational services</b>                              | <b>70</b>                                       | <b>549</b>        | <b>2 081</b>  | <b>10</b>                      | <b>8</b>  | <b>—</b>  | <b>—</b>  | <b>2</b>  | <b>—</b> | <b>—</b>   | <b>—</b>   | <b>—</b>   | <b>—</b>      |
| <b>62</b>    | <b>Health care and social assistance</b>                 | <b>1 874</b>                                    | <b>12 086</b>     | <b>50 443</b> | <b>85</b>                      | <b>35</b>   | <b>21</b> | <b>14</b> | <b>7</b>  | <b>5</b> | <b>1</b>   | <b>1</b>   | <b>1</b>   | <b>—</b>      |
| 621          | Ambulatory health care services                          | 312   | 2 258             | 10 228        | 48                             | 23  | 14        | 8         | 3         | —        | —          | —          | —          | —             |
| 622          | Hospitals  | (F)   | (D)               | (D)           | 2                              | —   | —         | —         | —         | —        | —          | 1          | 1          | —             |
| 6221         | General medical & surgical hospitals                     | (F)   | (D)               | (D)           | 2                              | —   | —         | —         | —         | —        | —          | 1          | 1          | —             |
| 62211        | General medical & surgical hospitals                     | (F)   | (D)               | (D)           | 2                              | —   | —         | —         | —         | —        | —          | 1          | 1          | —             |
| 623          | Nursing & residential care facilities                    | 410   | 1 600             | 5 875         | 11                             | 1   | 1         | 1         | 4         | 4        | —          | —          | —          | —             |
| 6231         | Nursing care facilities                                  | 333   | 1 295             | 4 524         | 6                              | —   | —         | —         | 2         | 4        | —          | —          | —          | —             |
| 62311        | Nursing care facilities                                  | 333   | 1 295             | 4 524         | 6                              | —   | —         | —         | 2         | 4        | —          | —          | —          | —             |
| 623110       | Nursing care facilities                                  | 333   | 1 295             | 4 524         | 6                              | —   | —         | —         | 2         | 4        | —          | —          | —          | —             |
| 624          | Social assistance  | (E)   | (D)               | (D)           | 24                             | 11  | 6         | 5         | —         | 1        | 1          | —          | —          | —             |
| 6241         | Individual & family services                             | (E)   | (D)               | (D)           | 7                              | 3   | 1         | 1         | —         | 1        | 1          | —          | —          | —             |
| 62412        | Services for elderly & disabled persons                  | (C)   | (D)               | (D)           | 4                              | 2   | —         | —         | —         | 1        | 1          | —          | —          | —             |
| <b>71</b>    | <b>Arts, entertainment &amp; recreation</b>              | <b>93</b>                                       | <b>374</b>        | <b>1 676</b>  | <b>10</b>                      | <b>7</b>  | <b>1</b>  | <b>—</b>  | <b>1</b>  | <b>1</b> | <b>—</b>   | <b>—</b>   | <b>—</b>   | <b>—</b>      |

See footnotes at end of table.



**Table 6. Counties—Employees, Payroll, and Establishments by Industry: 2003—Con.**

[Excludes most government employees, railroad employees, and self-employed persons. Size class 1 to 4 includes establishments with payroll, but no employees, during mid-March pay period. (D) denotes figures withheld to avoid disclosing data for individual companies; the data are included in broader industry totals. Detailed industries with 100 or more employees are shown if industry was not a (D). For explanation of terms, abbreviations, and data reliability/comparability, see introductory text]

| NAICS code          | Industry   | Number of employees for week including March 12 | Payroll (\$1,000) |         | Total number of establishments | Number of establishments by employment-size class |        |          |          |          |            |            |            |               |
|---------------------|--|---|-------------------|---------|--------------------------------|---|--------|----------|----------|----------|------------|------------|------------|---------------|
|                     |  |   | First quarter     | Annual  |                                | 1 to 4  | 5 to 9 | 10 to 19 | 20 to 49 | 50 to 99 | 100 to 249 | 250 to 499 | 500 to 999 | 1,000 or more |
| <b>JOHNSON—Con.</b> |  |   |                   |         |                                |   |        |          |          |          |            |            |            |               |
| 72                  | <b>Accommodation &amp; food services</b> .....                   | 1 687   | 3 258             | 14 161  | 83                             | 19  | 17     | 17       | 23       | 5        | 2          | -          | -          | -             |
| 722                 | Food services & drinking places .....                            | 1 606   | 3 054             | 13 070  | 74                             | 15  | 15     | 16       | 21       | 5        | 2          | -          | -          | -             |
| 7221                | Full-service restaurants .....                                   | 455   | 878               | 3 928   | 28                             | 10  | 8      | 3        | 4        | 3        | -          | -          | -          | -             |
| 72211               | Full-service restaurants .....                                   | 455   | 878               | 3 928   | 28                             | 10  | 8      | 3        | 4        | 3        | -          | -          | -          | -             |
| 722110              | Full-service restaurants .....                                   | 455   | 878               | 3 928   | 28                             | 10  | 8      | 3        | 4        | 3        | -          | -          | -          | -             |
| 7222                | Limited-service eating places .....                              | 767   | 1 333             | 5 477   | 31                             | -   | 5      | 9        | 14       | 2        | 1          | -          | -          | -             |
| 72221               | Limited-service eating places .....                              | 767   | 1 333             | 5 477   | 31                             | -   | 5      | 9        | 14       | 2        | 1          | -          | -          | -             |
| 7223                | Special food services .....                                      | 277   | 708               | 3 064   | 4                              | -   | -      | 2        | 1        | -        | 1          | -          | -          | -             |
| 72231               | Food service contractors .....                                   | 277   | 708               | 3 064   | 4                              | -   | -      | 2        | 1        | -        | 1          | -          | -          | -             |
| 722310              | Food service contractors .....                                   | 277   | 708               | 3 064   | 4                              | -   | -      | 2        | 1        | -        | 1          | -          | -          | -             |
| 7224                | Drinking places (alcoholic beverages) .....                      | 107   | 135               | 601     | 11                             | 5   | 2      | 2        | 2        | -        | -          | -          | -          | -             |
| 72241               | Drinking places (alcoholic beverages) .....                      | 107   | 135               | 601     | 11                             | 5   | 2      | 2        | 2        | -        | -          | -          | -          | -             |
| 722410              | Drinking places (alcoholic beverages) .....                      | 107   | 135               | 601     | 11                             | 5   | 2      | 2        | 2        | -        | -          | -          | -          | -             |
| 81                  | <b>Other services (except public administration)</b> .....       | 465   | 1 351             | 5 387   | 100                            | 68  | 21     | 8        | 3        | -        | -          | -          | -          | -             |
| 811                 | Repair & maintenance .....                                       | 112   | 458               | 1 838   | 25                             | 17  | 6      | 2        | -        | -        | -          | -          | -          | -             |
| 8111                | Automotive repair & maintenance .....                            | 100   | 423               | 1 743   | 19                             | 11  | 6      | 2        | -        | -        | -          | -          | -          | -             |
| 812                 | Personal & laundry services .....                                | 114   | 290               | 1 133   | 23                             | 14  | 6      | 2        | 1        | -        | -          | -          | -          | -             |
| 813                 | Religious, grantmaking, civic, prof & like organizations .....   | 239   | 603               | 2 416   | 52                             | 37  | 9      | 4        | 2        | -        | -          | -          | -          | -             |
| 8131                | Religious organizations .....                                    | 204   | 490               | 1 931   | 39                             | 27  | 6      | 4        | 2        | -        | -          | -          | -          | -             |
| 81311               | Religious organizations .....                                    | 204   | 490               | 1 931   | 39                             | 27  | 6      | 4        | 2        | -        | -          | -          | -          | -             |
| 813110              | Religious organizations .....                                    | 204   | 490               | 1 931   | 39                             | 27  | 6      | 4        | 2        | -        | -          | -          | -          | -             |
| 99                  | <b>Unclassified establishments</b> .....                         | 32  | 64                | 266     | 36                             | 36  | -      | -        | -        | -        | -          | -          | -          | -             |
| <b>KNOX</b>         |  |   |                   |         |                                |   |        |          |          |          |            |            |            |               |
|                     | <b>Total</b> .....   | 770   | 3 135             | 14 246  | 129                            | 92  | 20     | 11       | 4        | 1        | 1          | -          | -          | -             |
| 11                  | <b>Forestry, fishing, hunting, and agriculture support</b> ..... | (A)   | (D)               | (D)     | 1                              | 1   | -      | -        | -        | -        | -          | -          | -          | -             |
| 21                  | <b>Mining</b> .....  | (B)   | (D)               | (D)     | 2                              | -   | -      | 1        | 1        | -        | -          | -          | -          | -             |
| 22                  | <b>Utilities</b> .....   | (A)   | (D)               | (D)     | 1                              | 1   | -      | -        | -        | -        | -          | -          | -          | -             |
| 23                  | <b>Construction</b> .....  | 25  | 42                | 391     | 14                             | 13  | -      | 1        | -        | -        | -          | -          | -          | -             |
| 31-33               | <b>Manufacturing</b> .....                                       | 101   | 475               | 2 499   | 5                              | 3   | -      | -        | 1        | 1        | -          | -          | -          | -             |
| 42                  | <b>Wholesale trade</b> .....                                     | 41  | 203               | 861     | 9                              | 6   | 2      | 1        | -        | -        | -          | -          | -          | -             |
| 44-45               | <b>Retail trade</b> .....  | 111   | 468               | 1 824   | 26                             | 19  | 3      | 4        | -        | -        | -          | -          | -          | -             |
| 48-49               | <b>Transportation &amp; warehousing</b> .....                    | 9   | 55                | 274     | 7                              | 6   | 1      | -        | -        | -        | -          | -          | -          | -             |
| 51                  | <b>Information</b> .....   | (B)   | (D)               | (D)     | 2                              | 1   | -      | -        | 1        | -        | -          | -          | -          | -             |
| 52                  | <b>Finance &amp; insurance</b> .....                             | 61  | 321               | 1 616   | 10                             | 6   | 2      | 1        | 1        | -        | -          | -          | -          | -             |
| 54                  | <b>Professional, scientific &amp; technical services</b> .....   | (B)   | (D)               | (D)     | 10                             | 8   | 2      | -        | -        | -        | -          | -          | -          | -             |
| 55                  | <b>Management of companies &amp; enterprises</b> .....           | (A)   | (D)               | (D)     | 1                              | 1   | -      | -        | -        | -        | -          | -          | -          | -             |
| 56                  | <b>Admin, support, waste mgt, remediation services</b> .....     | (A)   | (D)               | (D)     | 1                              | 1   | -      | -        | -        | -        | -          | -          | -          | -             |
| 61                  | <b>Educational services</b> .....                                | (C)   | (D)               | (D)     | 2                              | -   | 1      | -        | -        | -        | 1          | -          | -          | -             |
| 611                 | Educational services .....                                       | (C)   | (D)               | (D)     | 2                              | -   | 1      | -        | -        | -        | 1          | -          | -          | -             |
| 6111                | Elementary & secondary schools .....                             | (C)   | (D)               | (D)     | 2                              | -   | 1      | -        | -        | -        | 1          | -          | -          | -             |
| 61111               | Elementary & secondary schools .....                             | (C)   | (D)               | (D)     | 2                              | -   | 1      | -        | -        | -        | 1          | -          | -          | -             |
| 62                  | <b>Health care and social assistance</b> .....                   | (A)   | (D)               | (D)     | 3                              | 2   | 1      | -        | -        | -        | -          | -          | -          | -             |
| 71                  | <b>Arts, entertainment &amp; recreation</b> .....                | 7   | 7                 | 35      | 3                              | 2   | 1      | -        | -        | -        | -          | -          | -          | -             |
| 72                  | <b>Accommodation &amp; food services</b> .....                   | (B)   | (D)               | (D)     | 6                              | 1   | 4      | 1        | -        | -        | -          | -          | -          | -             |
| 81                  | <b>Other services (except public administration)</b> .....       | 49  | 160               | 670     | 16                             | 11  | 3      | 2        | -        | -        | -          | -          | -          | -             |
| 99                  | <b>Unclassified establishments</b> .....                         | 8   | 14                | 66      | 10                             | 10  | -      | -        | -        | -        | -          | -          | -          | -             |
| <b>LACLEDE</b>      |  |   |                   |         |                                |   |        |          |          |          |            |            |            |               |
|                     | <b>Total</b> .....   | 11 512  | 64 124            | 260 959 | 866                            | 509   | 148    | 113      | 62       | 20       | 5          | 8          | 1          | -             |
| 21                  | <b>Mining</b> .....  | (A)   | (D)               | (D)     | 1                              | -   | -      | 1        | -        | -        | -          | -          | -          | -             |
| 22                  | <b>Utilities</b> .....   | (B)   | (D)               | (D)     | 1                              | -   | -      | -        | -        | 1        | -          | -          | -          | -             |
| 23                  | <b>Construction</b> .....  | 313   | 1 673             | 8 016   | 72                             | 49  | 14     | 7        | 2        | -        | -          | -          | -          | -             |
| 236                 | Construction of Buildings .....                                  | 102   | 443               | 2 158   | 24                             | 15  | 5      | 4        | -        | -        | -          | -          | -          | -             |
| 238                 | Specialty Trade Contractors .....                                | 176   | 984               | 4 743   | 43                             | 31  | 8      | 2        | 2        | -        | -          | -          | -          | -             |

See footnotes at end of table.

**Table 6. Counties—Employees, Payroll, and Establishments by Industry: 2003—Con.**

[Excludes most government employees, railroad employees, and self-employed persons. Size class 1 to 4 includes establishments with payroll, but no employees, during mid-March pay period. (D) denotes figures withheld to avoid disclosing data for individual companies; the data are included in broader industry totals. Detailed industries with 100 or more employees are shown if industry was not a (D). For explanation of terms, abbreviations, and data reliability/comparability, see introductory text]

| NAICS code          | Industry  | Number of employees for week including March 12 | Payroll (\$1,000) |                | Total number of establishments | Number of establishments by employment-size class |           |           |           |          |            |            |            |               |
|---------------------|---|---|-------------------|----------------|--------------------------------|---|-----------|-----------|-----------|----------|------------|------------|------------|---------------|
|                     |   |   | First quarter     | Annual         |                                | 1 to 4  | 5 to 9    | 10 to 19  | 20 to 49  | 50 to 99 | 100 to 249 | 250 to 499 | 500 to 999 | 1,000 or more |
| <b>LACLEDE—Con.</b> |   |   |                   |                |                                |   |           |           |           |          |            |            |            |               |
| <b>31-33</b>        | <b>Manufacturing</b>  | <b>4 633</b>                                    | <b>30 415</b>     | <b>120 737</b> | <b>66</b>                      | <b>30</b>   | <b>6</b>  | <b>6</b>  | <b>10</b> | <b>3</b> | <b>4</b>   | <b>6</b>   | <b>1</b>   | —             |
| 321                 | Wood product mfg  | 430   | 3 527             | 13 999         | 3                              | —   | —         | —         | 1         | —        | 2          | —          | —          | —             |
| 3219                | Other wood product mfg  | 430   | 3 527             | 13 999         | 3                              | —   | —         | —         | 1         | —        | 2          | —          | —          | —             |
| 32192               | Wood container & pallet mfg                                       | (E)   | (D)               | (D)            | 2                              | —   | —         | —         | —         | —        | 2          | —          | —          | —             |
| 332                 | Fabricated metal product mfg                                      | 338   | 2 571             | 10 810         | 12                             | 8   | —         | 1         | 2         | —        | 1          | —          | —          | —             |
| 3321                | Forging & stamping  | (E)   | (D)               | (D)            | 2                              | —   | —         | —         | 1         | —        | 1          | —          | —          | —             |
| 33211               | Forging & stamping  | (E)   | (D)               | (D)            | 2                              | —   | —         | —         | 1         | —        | 1          | —          | —          | —             |
| 333                 | Machinery mfg   | (G)   | (D)               | (D)            | 6                              | 3   | —         | 1         | —         | —        | —          | 1          | 1          | —             |
| 3334                | HVAC & commercial refrigeration equipment mfg                     | (F)   | (D)               | (D)            | 1                              | —   | —         | —         | —         | —        | —          | —          | 1          | —             |
| 33341               | HVAC & commercial refrigeration equipment mfg                     | (F)   | (D)               | (D)            | 1                              | —   | —         | —         | —         | —        | —          | —          | 1          | —             |
| 3339                | Other general purpose machinery mfg                               | (E)   | (D)               | (D)            | 1                              | —   | —         | —         | —         | —        | —          | —          | 1          | —             |
| 33399               | All other general purpose machinery mfg                           | (E)   | (D)               | (D)            | 1                              | —   | —         | —         | —         | —        | —          | —          | 1          | —             |
| 335                 | Electrical equip, appliance & component mfg                       | (G)   | (D)               | (D)            | 4                              | —   | —         | 1         | —         | —        | —          | —          | 3          | —             |
| 3353                | Electrical equipment mfg  | (F)   | (D)               | (D)            | 2                              | —   | —         | —         | —         | —        | —          | —          | 2          | —             |
| 33531               | Electrical equipment mfg  | (F)   | (D)               | (D)            | 2                              | —   | —         | —         | —         | —        | —          | —          | 2          | —             |
| 3359                | Other electrical equipment & component mfg                        | (E)   | (D)               | (D)            | 2                              | —   | —         | 1         | —         | —        | —          | —          | 1          | —             |
| 33593               | Wiring device mfg   | (E)   | (D)               | (D)            | 2                              | —   | —         | 1         | —         | —        | —          | —          | 1          | —             |
| 336                 | Transportation equipment mfg                                      | 1 203   | 7 646             | 31 109         | 13                             | 2   | 1         | 1         | 5         | 1        | 1          | 2          | —          | —             |
| 3366                | Ship & boat building  | 1 062   | 7 119             | 28 561         | 7                              | 1   | —         | 1         | 1         | 1        | 1          | 2          | —          | —             |
| 33661               | Ship & boat building  | 1 062   | 7 119             | 28 561         | 7                              | 1   | —         | 1         | 1         | 1        | 1          | 2          | —          | —             |
| 336612              | Boat building   | 1 062   | 7 119             | 28 561         | 7                              | 1   | —         | 1         | 1         | 1        | 1          | 2          | —          | —             |
| 337                 | Furniture & related product mfg                                   | 113   | 737               | 3 477          | 8                              | 5   | —         | —         | 2         | 1        | —          | —          | —          | —             |
| <b>42</b>           | <b>Wholesale trade</b>  | <b>491</b>                                      | <b>3 643</b>      | <b>11 801</b>  | <b>38</b>                      | <b>17</b>   | <b>7</b>  | <b>5</b>  | <b>7</b>  | <b>2</b> | —          | —          | —          | —             |
| 423                 | Merchant Wholesalers, Durable Goods                               | 210   | 1 450             | 6 015          | 24                             | 11  | 6         | 4         | 3         | —        | —          | —          | —          | —             |
| 424                 | Merchant Wholesalers, Nondurable Goods                            | 281   | 2 193             | 5 786          | 14                             | 6   | 1         | 1         | 4         | 2        | —          | —          | —          | —             |
| 4248                | Beer, Wine, and Distilled Alcoholic Beverage Merchant Wholesalers | 169   | 1 580             | 3 222          | 3                              | —   | —         | —         | 1         | 2        | —          | —          | —          | —             |
| 42481               | Beer and Ale Merchant Wholesalers                                 | 169   | 1 580             | 3 222          | 3                              | —   | —         | —         | 1         | 2        | —          | —          | —          | —             |
| 424810              | Beer and Ale Merchant Wholesalers                                 | 169   | 1 580             | 3 222          | 3                              | —   | —         | —         | 1         | 2        | —          | —          | —          | —             |
| <b>44-45</b>        | <b>Retail trade</b>   | <b>1 804</b>                                    | <b>8 128</b>      | <b>35 001</b>  | <b>195</b>                     | <b>100</b>  | <b>47</b> | <b>35</b> | <b>9</b>  | <b>3</b> | —          | <b>1</b>   | —          | —             |
| 441                 | Motor vehicle & parts dealers                                     | 257   | 1 555             | 7 137          | 27                             | 13  | 4         | 6         | 3         | 1        | —          | —          | —          | —             |
| 4411                | Automobile dealers  | 143   | 1 020             | 4 371          | 12                             | 7   | —         | 2         | 2         | 1        | —          | —          | —          | —             |
| 44111               | New car dealers   | 138   | 988               | 4 231          | 6                              | 1   | —         | 2         | 2         | 1        | —          | —          | —          | —             |
| 441110              | New car dealers   | 138   | 988               | 4 231          | 6                              | 1   | —         | 2         | 2         | 1        | —          | —          | —          | —             |
| 444                 | Bldg material & garden equip & supp dealers                       | 227   | 1 369             | 5 850          | 19                             | 8   | 3         | 5         | 2         | 1        | —          | —          | —          | —             |
| 4441                | Building material & supplies dealers                              | 177   | 1 132             | 4 715          | 15                             | 6   | 3         | 4         | 1         | 1        | —          | —          | —          | —             |
| 445                 | Food & beverage stores  | 206   | 708               | 3 079          | 27                             | 16  | 5         | 4         | 1         | 1        | —          | —          | —          | —             |
| 4451                | Grocery stores  | 154   | 510               | 2 208          | 17                             | 10  | 3         | 2         | 1         | 1        | —          | —          | —          | —             |
| 44511               | Grocery (except convenience) stores                               | 145   | 492               | 2 124          | 14                             | 8   | 2         | 2         | 1         | 1        | —          | —          | —          | —             |
| 445110              | Grocery (except convenience) stores                               | 145   | 492               | 2 124          | 14                             | 8   | 2         | 2         | 1         | 1        | —          | —          | —          | —             |
| 447                 | Gasoline stations   | 213   | 609               | 2 579          | 28                             | 10  | 11        | 6         | 1         | —        | —          | —          | —          | —             |
| 4471                | Gasoline stations   | 213   | 609               | 2 579          | 28                             | 10  | 11        | 6         | 1         | —        | —          | —          | —          | —             |
| 44711               | Gasoline stations with convenience stores                         | 148   | 431               | 1 813          | 23                             | 9   | 9         | 5         | —         | —        | —          | —          | —          | —             |
| 447110              | Gasoline stations with convenience stores                         | 148   | 431               | 1 813          | 23                             | 9   | 9         | 5         | —         | —        | —          | —          | —          | —             |
| 448                 | Clothing & clothing accessories stores                            | 131   | 446               | 1 731          | 16                             | 5   | 6         | 3         | 2         | —        | —          | —          | —          | —             |
| 452                 | General merchandise stores  | (E)   | (D)               | (D)            | 6                              | 2   | 2         | 1         | —         | —        | —          | 1          | —          | —             |
| 4529                | Other general merchandise stores                                  | (E)   | (D)               | (D)            | 6                              | 2   | 2         | 1         | —         | —        | —          | 1          | —          | —             |
| 45291               | Warehouse clubs & superstores                                     | (E)   | (D)               | (D)            | 1                              | —   | —         | —         | —         | —        | —          | 1          | —          | —             |
| <b>48-49</b>        | <b>Transportation &amp; warehousing</b>                           | <b>131</b>                                      | <b>667</b>        | <b>2 966</b>   | <b>44</b>                      | <b>36</b>   | <b>5</b>  | <b>3</b>  | —         | —        | —          | —          | —          | —             |
| 484                 | Truck transportation  | 109   | 561               | 2 525          | 33                             | 27  | 3         | 3         | —         | —        | —          | —          | —          | —             |
| <b>51</b>           | <b>Information</b>  | <b>192</b>                                      | <b>959</b>        | <b>3 936</b>   | <b>8</b>                       | <b>1</b>  | <b>1</b>  | <b>2</b>  | <b>3</b>  | <b>1</b> | —          | —          | —          | —             |
| 511                 | Publishing industries   | 112   | 465               | 1 887          | 3                              | 1   | —         | —         | 1         | 1        | —          | —          | —          | —             |
| 5111                | Newspaper, periodical, book, database publishers                  | 112   | 465               | 1 887          | 3                              | 1   | —         | —         | 1         | 1        | —          | —          | —          | —             |
| 51111               | Newspaper publishers  | 112   | 465               | 1 887          | 3                              | 1   | —         | —         | 1         | 1        | —          | —          | —          | —             |
| 511110              | Newspaper publishers  | 112   | 465               | 1 887          | 3                              | 1   | —         | —         | 1         | 1        | —          | —          | —          | —             |
| <b>52</b>           | <b>Finance &amp; insurance</b>                                    | <b>254</b>                                      | <b>2 171</b>      | <b>9 233</b>   | <b>51</b>                      | <b>36</b>   | <b>8</b>  | <b>3</b>  | <b>4</b>  | —        | —          | —          | —          | —             |
| 522                 | Credit intermediation & related activities                        | 169   | 1 600             | 6 719          | 28                             | 19  | 4         | 1         | 4         | —        | —          | —          | —          | —             |
| 5221                | Depository credit intermediation                                  | (C)   | (D)               | (D)            | 15                             | 7   | 3         | 1         | 4         | —        | —          | —          | —          | —             |
| 52211               | Commercial banking  | 132   | 1 384             | 5 855          | 13                             | 6   | 2         | 1         | 4         | —        | —          | —          | —          | —             |
| 522110              | Commercial banking  | 132   | 1 384             | 5 855          | 13                             | 6   | 2         | 1         | 4         | —        | —          | —          | —          | —             |
| <b>53</b>           | <b>Real estate &amp; rental &amp; leasing</b>                     | <b>(B)</b>                                      | <b>(D)</b>        | <b>(D)</b>     | <b>32</b>                      | <b>27</b>   | <b>2</b>  | <b>2</b>  | <b>1</b>  | —        | —          | —          | —          | —             |
| <b>54</b>           | <b>Professional, scientific &amp; technical services</b>          | <b>198</b>                                      | <b>1 135</b>      | <b>4 600</b>   | <b>44</b>                      | <b>29</b>   | <b>12</b> | <b>2</b>  | <b>1</b>  | —        | —          | —          | —          | —             |
| 541                 | Professional, scientific & technical services                     | 198   | 1 135             | 4 600          | 44                             | 29  | 12        | 2         | 1         | —        | —          | —          | —          | —             |
| <b>55</b>           | <b>Management of companies &amp; enterprises</b>                  | <b>138</b>                                      | <b>1 199</b>      | <b>4 155</b>   | <b>5</b>                       | <b>2</b>  | <b>1</b>  | —         | —         | <b>2</b> | —          | —          | —          | —             |
| 551                 | Management of companies & enterprises                             | 138   | 1 199             | 4 155          | 5                              | 2   | 1         | —         | —         | 2        | —          | —          | —          | —             |
| 5511                | Management of companies & enterprises                             | 138   | 1 199             | 4 155          | 5                              | 2   | 1         | —         | —         | 2        | —          | —          | —          | —             |
| 55111               | Management of companies & enterprises                             | 138   | 1 199             | 4 155          | 5                              | 2   | 1         | —         | —         | 2        | —          | —          | —          | —             |

See footnotes at end of table.

**Table 6. Counties—Employees, Payroll, and Establishments by Industry: 2003—Con.**

[Excludes most government employees, railroad employees, and self-employed persons. Size class 1 to 4 includes establishments with payroll, but no employees, during mid-March pay period. (D) denotes figures withheld to avoid disclosing data for individual companies; the data are included in broader industry totals. Detailed industries with 100 or more employees are shown if industry was not a (D). For explanation of terms, abbreviations, and data reliability/comparability, see introductory text]

| NAICS code          | Industry   | Number of employees for week including March 12 | Payroll (\$1,000) |                | Total number of establishments | Number of establishments by employment-size class |            |            |           |           |            |            |            |               |
|---------------------|--|---|-------------------|----------------|--------------------------------|---|------------|------------|-----------|-----------|------------|------------|------------|---------------|
|                     |  |   | First quarter     | Annual         |                                | 1 to 4  | 5 to 9     | 10 to 19   | 20 to 49  | 50 to 99  | 100 to 249 | 250 to 499 | 500 to 999 | 1,000 or more |
| <b>LACLEDE—Con.</b> |  |   |                   |                |                                |   |            |            |           |           |            |            |            |               |
| <b>56</b>           | <b>Admin, support, waste mgmt, remediation services</b>      | <b>362</b>                                      | <b>1 283</b>      | <b>5 008</b>   | <b>21</b>                      | <b>14</b>   | <b>1</b>   | <b>3</b>   | <b>1</b>  | <b>1</b>  | <b>1</b>   | —          | —          | —             |
| 561                 | Administrative & support services                            | (E)   | (D)               | (D)            | 20                             | 14  | 1          | 2          | 1         | 1         | 1          | —          | —          | —             |
| 5613                | Employment services  | (C)   | (D)               | (D)            | 2                              | —   | —          | —          | —         | 1         | 1          | —          | —          | —             |
| 56132               | Temporary help services                                      | (C)   | (D)               | (D)            | 2                              | —   | —          | —          | —         | 1         | 1          | —          | —          | —             |
| <b>61</b>           | <b>Educational services</b>                                  | <b>(A)</b>                                      | <b>(D)</b>        | <b>(D)</b>     | <b>4</b>                       | <b>3</b>  | <b>1</b>   | —          | —         | —         | —          | —          | —          | —             |
| <b>62</b>           | <b>Health care and social assistance</b>                     | <b>1 138</b>                                    | <b>7 401</b>      | <b>30 919</b>  | <b>72</b>                      | <b>33</b>   | <b>12</b>  | <b>16</b>  | <b>7</b>  | <b>3</b>  | —          | <b>1</b>   | —          | —             |
| 621                 | Ambulatory health care services                              | 299   | 2 501             | 10 722         | 43                             | 23  | 8          | 8          | 4         | —         | —          | —          | —          | —             |
| 622                 | Hospitals  | (E)   | (D)               | (D)            | 1                              | —   | —          | —          | —         | —         | —          | 1          | —          | —             |
| 6221                | General medical & surgical hospitals                         | (E)   | (D)               | (D)            | 1                              | —   | —          | —          | —         | —         | —          | 1          | —          | —             |
| 62211               | General medical & surgical hospitals                         | (E)   | (D)               | (D)            | 1                              | —   | —          | —          | —         | —         | —          | 1          | —          | —             |
| 623                 | Nursing & residential care facilities                        | 321   | 1 203             | 5 332          | 13                             | 1   | 2          | 6          | 2         | 2         | —          | —          | —          | —             |
| 6231                | Nursing care facilities                                      | (C)   | (D)               | (D)            | 5                              | —   | —          | 2          | 1         | 2         | —          | —          | —          | —             |
| 62311               | Nursing care facilities                                      | (C)   | (D)               | (D)            | 5                              | —   | —          | 2          | 1         | 2         | —          | —          | —          | —             |
| 624                 | Social assistance  | (C)   | (D)               | (D)            | 15                             | 9   | 2          | 2          | 1         | 1         | —          | —          | —          | —             |
| <b>71</b>           | <b>Arts, entertainment &amp; recreation</b>                  | <b>(B)</b>                                      | <b>(D)</b>        | <b>(D)</b>     | <b>11</b>                      | <b>8</b>  | —          | <b>3</b>   | —         | —         | —          | —          | —          | —             |
| <b>72</b>           | <b>Accommodation &amp; food services</b>                     | <b>1 229</b>                                    | <b>2 558</b>      | <b>12 269</b>  | <b>72</b>                      | <b>19</b>   | <b>15</b>  | <b>17</b>  | <b>17</b> | <b>4</b>  | —          | —          | —          | —             |
| 721                 | Accommodation  | 341   | 636               | 3 783          | 22                             | 7   | 6          | 5          | 2         | 2         | —          | —          | —          | —             |
| 7211                | Traveler accommodation                                       | 261   | 471               | 2 398          | 14                             | 3   | 4          | 4          | 1         | 2         | —          | —          | —          | —             |
| 72111               | Hotels (exc casino hotels) & motels                          | 261   | 471               | 2 398          | 14                             | 3   | 4          | 4          | 1         | 2         | —          | —          | —          | —             |
| 721110              | Hotels (exc casino hotels) & motels                          | 261   | 471               | 2 398          | 14                             | 3   | 4          | 4          | 1         | 2         | —          | —          | —          | —             |
| 722                 | Food services & drinking places                              | 888   | 1 922             | 8 486          | 50                             | 12  | 9          | 12         | 15        | 2         | —          | —          | —          | —             |
| 7221                | Full-service restaurants                                     | 389   | 800               | 3 498          | 27                             | 8   | 6          | 7          | 5         | 1         | —          | —          | —          | —             |
| 72211               | Full-service restaurants                                     | 389   | 800               | 3 498          | 27                             | 8   | 6          | 7          | 5         | 1         | —          | —          | —          | —             |
| 722110              | Full-service restaurants                                     | 389   | 800               | 3 498          | 27                             | 8   | 6          | 7          | 5         | 1         | —          | —          | —          | —             |
| 7222                | Limited-service eating places                                | (E)   | (D)               | (D)            | 22                             | 3   | 3          | 5          | 10        | 1         | —          | —          | —          | —             |
| 72221               | Limited-service eating places                                | (E)   | (D)               | (D)            | 22                             | 3   | 3          | 5          | 10        | 1         | —          | —          | —          | —             |
| <b>81</b>           | <b>Other services (except public administration)</b>         | <b>366</b>                                      | <b>1 401</b>      | <b>5 922</b>   | <b>100</b>                     | <b>76</b>   | <b>16</b>  | <b>8</b>   | —         | —         | —          | —          | —          | —             |
| 813                 | Religious, grantmaking, civic, prof & like organizations     | 181   | 505               | 2 110          | 46                             | 32  | 11         | 3          | —         | —         | —          | —          | —          | —             |
| 8131                | Religious organizations                                      | 155   | 430               | 1 798          | 36                             | 23  | 10         | 3          | —         | —         | —          | —          | —          | —             |
| 81311               | Religious organizations                                      | 155   | 430               | 1 798          | 36                             | 23  | 10         | 3          | —         | —         | —          | —          | —          | —             |
| 813110              | Religious organizations                                      | 155   | 430               | 1 798          | 36                             | 23  | 10         | 3          | —         | —         | —          | —          | —          | —             |
| <b>99</b>           | <b>Unclassified establishments</b>                           | <b>(B)</b>                                      | <b>(D)</b>        | <b>(D)</b>     | <b>29</b>                      | <b>29</b>   | —          | —          | —         | —         | —          | —          | —          | —             |
| <b>LAFAYETTE</b>    |  |   |                   |                |                                |   |            |            |           |           |            |            |            |               |
|                     | <b>Total</b>   | <b>6 908</b>                                    | <b>31 311</b>     | <b>139 347</b> | <b>816</b>                     | <b>488</b>  | <b>151</b> | <b>100</b> | <b>54</b> | <b>15</b> | <b>8</b>   | —          | —          | —             |
| <b>11</b>           | <b>Forestry, fishing, hunting, and agriculture support</b>   | <b>(A)</b>                                      | <b>(D)</b>        | <b>(D)</b>     | <b>3</b>                       | <b>3</b>  | —          | —          | —         | —         | —          | —          | —          | —             |
| <b>21</b>           | <b>Mining</b>  | <b>(A)</b>                                      | <b>(D)</b>        | <b>(D)</b>     | <b>1</b>                       | —   | —          | <b>1</b>   | —         | —         | —          | —          | —          | —             |
| <b>22</b>           | <b>Utilities</b>   | <b>(B)</b>                                      | <b>(D)</b>        | <b>(D)</b>     | <b>2</b>                       | —   | —          | <b>1</b>   | <b>1</b>  | —         | —          | —          | —          | —             |
| <b>23</b>           | <b>Construction</b>  | <b>492</b>                                      | <b>2 723</b>      | <b>15 951</b>  | <b>118</b>                     | <b>87</b>   | <b>16</b>  | <b>11</b>  | <b>4</b>  | —         | —          | —          | —          | —             |
| 236                 | Construction of Buildings                                    | 127   | 886               | 3 902          | 28                             | 22  | 2          | 2          | 2         | —         | —          | —          | —          | —             |
| 238                 | Specialty Trade Contractors                                  | 288   | 1 452             | 9 399          | 79                             | 59  | 12         | 7          | 1         | —         | —          | —          | —          | —             |
| 2381                | Foundation, Structure, and Building Exterior Contractors     | 131   | 586               | 3 653          | 37                             | 29  | 3          | 5          | —         | —         | —          | —          | —          | —             |
| <b>31-33</b>        | <b>Manufacturing</b>   | <b>1 036</b>                                    | <b>6 284</b>      | <b>26 641</b>  | <b>38</b>                      | <b>16</b>   | <b>4</b>   | <b>9</b>   | <b>3</b>  | <b>2</b>  | <b>4</b>   | —          | —          | —             |
| 311                 | Food mfg   | (E)   | (D)               | (D)            | 5                              | 1   | 1          | 2          | —         | —         | 1          | —          | —          | —             |
| 3116                | Animal slaughtering & processing                             | (C)   | (D)               | (D)            | 2                              | —   | 1          | —          | —         | —         | 1          | —          | —          | —             |
| 31161               | Animal slaughtering & processing                             | (C)   | (D)               | (D)            | 2                              | —   | 1          | —          | —         | —         | 1          | —          | —          | —             |
| 321                 | Wood product mfg   | (C)   | (D)               | (D)            | 2                              | —   | —          | 1          | —         | —         | 1          | —          | —          | —             |
| 3219                | Other wood product mfg                                       | (C)   | (D)               | (D)            | 2                              | —   | —          | 1          | —         | —         | 1          | —          | —          | —             |
| 32191               | Millwork   | (C)   | (D)               | (D)            | 2                              | —   | —          | 1          | —         | —         | 1          | —          | —          | —             |
| 326                 | Plastics & rubber products mfg                               | 113   | 652               | 2 883          | 5                              | 2   | —          | 1          | 1         | 1         | —          | —          | —          | —             |
| 3261                | Plastics product mfg   | (C)   | (D)               | (D)            | 4                              | 1   | —          | 1          | 1         | 1         | —          | —          | —          | —             |
| 335                 | Electrical equip, appliance & component mfg                  | (C)   | (D)               | (D)            | 2                              | 1   | —          | —          | —         | —         | 1          | —          | —          | —             |
| 3359                | Other electrical equipment & component mfg                   | (C)   | (D)               | (D)            | 2                              | 1   | —          | —          | —         | —         | 1          | —          | —          | —             |
| 33593               | Wiring device mfg  | (C)   | (D)               | (D)            | 1                              | —   | —          | —          | —         | —         | 1          | —          | —          | —             |
| 337                 | Furniture & related product mfg                              | 245   | 1 598             | 6 840          | 6                              | 2   | —          | 2          | —         | 1         | 1          | —          | —          | —             |
| 3372                | Office furniture (including fixtures) mfg                    | (C)   | (D)               | (D)            | 1                              | —   | —          | —          | —         | —         | 1          | —          | —          | —             |
| 33721               | Office furniture (including fixtures) mfg                    | (C)   | (D)               | (D)            | 1                              | —   | —          | —          | —         | —         | 1          | —          | —          | —             |
| <b>42</b>           | <b>Wholesale trade</b>                                       | <b>223</b>                                      | <b>1 589</b>      | <b>5 991</b>   | <b>34</b>                      | <b>22</b>   | <b>3</b>   | <b>4</b>   | <b>5</b>  | —         | —          | —          | —          | —             |
| 423                 | Merchant Wholesalers, Durable Goods                          | 176   | 1 210             | 4 507          | 21                             | 11  | 3          | 3          | 4         | —         | —          | —          | —          | —             |
| 4238                | Machinery, Equipment, and Supplies Merchant Wholesalers      | 133   | 983               | 3 446          | 10                             | 3   | 1          | 2          | 4         | —         | —          | —          | —          | —             |
| 42382               | Farm and Garden Machinery and Equipment Merchant Wholesalers | (C)   | (D)               | (D)            | 6                              | —   | 1          | 2          | 3         | —         | —          | —          | —          | —             |

See footnotes at end of table.

**Table 6. Counties—Employees, Payroll, and Establishments by Industry: 2003—Con.**

[Excludes most government employees, railroad employees, and self-employed persons. Size class 1 to 4 includes establishments with payroll, but no employees, during mid-March pay period. (D) denotes figures withheld to avoid disclosing data for individual companies; the data are included in broader industry totals. Detailed industries with 100 or more employees are shown if industry was not a (D). For explanation of terms, abbreviations, and data reliability/comparability, see introductory text]

| NAICS code            | Industry   | Number of employees for week including March 12 | Payroll (\$1,000) |               | Total number of establishments | Number of establishments by employment-size class |           |           |           |          |            |            |            |               |
|-----------------------|--|---|-------------------|---------------|--------------------------------|---|-----------|-----------|-----------|----------|------------|------------|------------|---------------|
|                       |  |   | First quarter     | Annual        |                                | 1 to 4  | 5 to 9    | 10 to 19  | 20 to 49  | 50 to 99 | 100 to 249 | 250 to 499 | 500 to 999 | 1,000 or more |
| <b>LAFAYETTE—Con.</b> |  |   |                   |               |                                |   |           |           |           |          |            |            |            |               |
| <b>44-45</b>          | <b>Retail trade</b> .....                                      | <b>1 547</b>                                    | <b>5 986</b>      | <b>25 784</b> | <b>195</b>                     | <b>100</b>  | <b>53</b> | <b>24</b> | <b>14</b> | <b>4</b> | —          | —          | —          | —             |
| 441                   | Motor vehicle & parts dealers .....                            | 209   | 1 278             | 5 260         | 25                             | 11  | 6         | 5         | 3         | —        | —          | —          | —          | —             |
| 4411                  | Automobile dealers .....                                       | (C)   | (D)               | (D)           | 10                             | 4   | —         | 4         | 2         | —        | —          | —          | —          | —             |
| 44111                 | New car dealers .....  | 116   | 734               | 2 920         | 8                              | 2   | —         | 4         | 2         | —        | —          | —          | —          | —             |
| 441110                | New car dealers .....  | 116   | 734               | 2 920         | 8                              | 2   | —         | 4         | 2         | —        | —          | —          | —          | —             |
| 444                   | Bldg material & garden equip & supp dealers .....              | 170   | 861               | 3 794         | 23                             | 11  | 6         | 3         | 3         | —        | —          | —          | —          | —             |
| 4442                  | Lawn & garden equip & supplies stores .....                    | 121   | 612               | 2 778         | 11                             | 3   | 2         | 3         | 3         | —        | —          | —          | —          | —             |
| 44422                 | Nursery & garden centers .....                                 | 121   | 612               | 2 778         | 11                             | 3   | 2         | 3         | 3         | —        | —          | —          | —          | —             |
| 444220                | Nursery & garden centers .....                                 | 121   | 612               | 2 778         | 11                             | 3   | 2         | 3         | 3         | —        | —          | —          | —          | —             |
| 445                   | Food & beverage stores .....                                   | 307   | 996               | 4 421         | 16                             | 7   | 1         | 1         | 5         | 2        | —          | —          | —          | —             |
| 4451                  | Grocery stores .....   | (E)   | (D)               | (D)           | 11                             | 4   | 1         | 1         | 3         | 2        | —          | —          | —          | —             |
| 44511                 | Grocery (except convenience) stores .....                      | 246   | 763               | 3 463         | 9                              | 2   | 1         | 1         | 3         | 2        | —          | —          | —          | —             |
| 445110                | Grocery (except convenience) stores .....                      | 246   | 763               | 3 463         | 9                              | 2   | 1         | 1         | 3         | 2        | —          | —          | —          | —             |
| 447                   | Gasoline stations .....  | 276   | 826               | 3 892         | 32                             | 16  | 7         | 7         | 1         | 1        | —          | —          | —          | —             |
| 4471                  | Gasoline stations .....  | 276   | 826               | 3 892         | 32                             | 16  | 7         | 7         | 1         | 1        | —          | —          | —          | —             |
| 44711                 | Gasoline stations with convenience stores .....                | 149   | 383               | 1 856         | 19                             | 6   | 6         | 7         | —         | —        | —          | —          | —          | —             |
| 447110                | Gasoline stations with convenience stores .....                | 149   | 383               | 1 856         | 19                             | 6   | 6         | 7         | —         | —        | —          | —          | —          | —             |
| 44719                 | Other gasoline stations .....                                  | 127   | 443               | 2 036         | 13                             | 10  | 1         | —         | 1         | 1        | —          | —          | —          | —             |
| 447190                | Other gasoline stations .....                                  | 127   | 443               | 2 036         | 13                             | 10  | 1         | —         | 1         | 1        | —          | —          | —          | —             |
| 448                   | Clothing & clothing accessories stores .....                   | 180   | 621               | 2 457         | 25                             | 8   | 13        | 3         | 1         | —        | —          | —          | —          | —             |
| 4481                  | Clothing stores .....  | 144   | 473               | 1 871         | 19                             | 7   | 8         | 3         | 1         | —        | —          | —          | —          | —             |
| 452                   | General merchandise stores .....                               | 146   | 477               | 1 995         | 9                              | 1   | 5         | 2         | —         | 1        | —          | —          | —          | —             |
| 4529                  | Other general merchandise stores .....                         | 146   | 477               | 1 995         | 9                              | 1   | 5         | 2         | —         | 1        | —          | —          | —          | —             |
| 45299                 | All other general merchandise stores .....                     | 146   | 477               | 1 995         | 9                              | 1   | 5         | 2         | —         | 1        | —          | —          | —          | —             |
| 452990                | All other general merchandise stores .....                     | 146   | 477               | 1 995         | 9                              | 1   | 5         | 2         | —         | 1        | —          | —          | —          | —             |
| <b>48-49</b>          | <b>Transportation &amp; warehousing</b> .....                  | <b>227</b>                                      | <b>1 261</b>      | <b>5 485</b>  | <b>31</b>                      | <b>20</b>   | <b>4</b>  | <b>2</b>  | <b>5</b>  | —        | —          | —          | —          | —             |
| 484                   | Truck transportation .....                                     | 123   | 691               | 3 275         | 23                             | 17  | 2         | 1         | 3         | —        | —          | —          | —          | —             |
| <b>51</b>             | <b>Information</b> .....                                       | <b>154</b>                                      | <b>922</b>        | <b>4 229</b>  | <b>14</b>                      | <b>3</b>  | <b>2</b>  | <b>8</b>  | <b>1</b>  | —        | —          | —          | —          | —             |
| <b>52</b>             | <b>Finance &amp; insurance</b> .....                           | <b>276</b>                                      | <b>1 680</b>      | <b>7 085</b>  | <b>53</b>                      | <b>36</b>   | <b>8</b>  | <b>7</b>  | <b>2</b>  | —        | —          | —          | —          | —             |
| 522                   | Credit intermediation & related activities .....               | 206   | 1 244             | 5 255         | 22                             | 9   | 5         | 6         | 2         | —        | —          | —          | —          | —             |
| 5221                  | Depository credit intermediation .....                         | (C)   | (D)               | (D)           | 16                             | 5   | 3         | 6         | 2         | —        | —          | —          | —          | —             |
| 52211                 | Commercial banking .....                                       | 152   | 900               | 3 880         | 15                             | 5   | 3         | 6         | 1         | —        | —          | —          | —          | —             |
| 522110                | Commercial banking .....                                       | 152   | 900               | 3 880         | 15                             | 5   | 3         | 6         | 1         | —        | —          | —          | —          | —             |
| <b>53</b>             | <b>Real estate &amp; rental &amp; leasing</b> .....            | <b>61</b>                                       | <b>198</b>        | <b>927</b>    | <b>20</b>                      | <b>14</b>   | <b>6</b>  | —         | —         | —        | —          | —          | —          | —             |
| <b>54</b>             | <b>Professional, scientific &amp; technical services</b> ..... | <b>164</b>                                      | <b>937</b>        | <b>4 039</b>  | <b>41</b>                      | <b>31</b>   | <b>5</b>  | <b>4</b>  | <b>1</b>  | —        | —          | —          | —          | —             |
| 541                   | Professional, scientific & technical services .....            | 164   | 937               | 4 039         | 41                             | 31  | 5         | 4         | 1         | —        | —          | —          | —          | —             |
| <b>55</b>             | <b>Management of companies &amp; enterprises</b> .....         | <b>(A)</b>                                      | <b>(D)</b>        | <b>(D)</b>    | <b>1</b>                       | —   | <b>1</b>  | —         | —         | —        | —          | —          | —          | —             |
| <b>56</b>             | <b>Admin, support, waste mgt, remediation services</b> .....   | <b>134</b>                                      | <b>532</b>        | <b>4 513</b>  | <b>17</b>                      | <b>13</b>   | <b>2</b>  | —         | <b>1</b>  | <b>1</b> | —          | —          | —          | —             |
| 561                   | Administrative & support services .....                        | (C)   | (D)               | (D)           | 15                             | 11  | 2         | —         | 1         | 1        | —          | —          | —          | —             |
| <b>61</b>             | <b>Educational services</b> .....                              | <b>202</b>                                      | <b>876</b>        | <b>3 589</b>  | <b>9</b>                       | <b>6</b>  | —         | —         | <b>2</b>  | —        | <b>1</b>   | —          | —          | —             |
| 611                   | Educational services .....                                     | 202   | 876               | 3 589         | 9                              | 6   | —         | —         | 2         | —        | 1          | —          | —          | —             |
| 6111                  | Elementary & secondary schools .....                           | (C)   | (D)               | (D)           | 7                              | 4   | —         | —         | 2         | —        | 1          | —          | —          | —             |
| 61111                 | Elementary & secondary schools .....                           | (C)   | (D)               | (D)           | 7                              | 4   | —         | —         | 2         | —        | 1          | —          | —          | —             |
| <b>62</b>             | <b>Health care and social assistance</b> .....                 | <b>1 076</b>                                    | <b>4 804</b>      | <b>19 293</b> | <b>61</b>                      | <b>35</b>   | <b>11</b> | <b>5</b>  | <b>3</b>  | <b>4</b> | <b>3</b>   | —          | —          | —             |
| 621                   | Ambulatory health care services .....                          | 166   | 1 404             | 5 703         | 41                             | 29  | 9         | 1         | 2         | —        | —          | —          | —          | —             |
| 622                   | Hospitals .....  | (C)   | (D)               | (D)           | 1                              | —   | —         | —         | —         | —        | 1          | —          | —          | —             |
| 6221                  | General medical & surgical hospitals .....                     | (C)   | (D)               | (D)           | 1                              | —   | —         | —         | —         | —        | 1          | —          | —          | —             |
| 62211                 | General medical & surgical hospitals .....                     | (C)   | (D)               | (D)           | 1                              | —   | —         | —         | —         | —        | 1          | —          | —          | —             |
| 623                   | Nursing & residential care facilities .....                    | 590   | 1 999             | 7 892         | 11                             | 2   | 1         | 2         | 1         | 3        | 2          | —          | —          | —             |
| 6231                  | Nursing care facilities .....                                  | 370   | 1 103             | 4 524         | 4                              | —   | —         | —         | 1         | 2        | 1          | —          | —          | —             |
| 62311                 | Nursing care facilities .....                                  | 370   | 1 103             | 4 524         | 4                              | —   | —         | —         | 1         | 2        | 1          | —          | —          | —             |
| 623110                | Nursing care facilities .....                                  | 370   | 1 103             | 4 524         | 4                              | —   | —         | —         | 1         | 2        | 1          | —          | —          | —             |
| 6233                  | Community care facilities for the elderly .....                | (C)   | (D)               | (D)           | 3                              | 1   | 1         | —         | —         | —        | 1          | —          | —          | —             |
| 62331                 | Community care facilities for the elderly .....                | (C)   | (D)               | (D)           | 3                              | 1   | 1         | —         | —         | —        | 1          | —          | —          | —             |
| <b>71</b>             | <b>Arts, entertainment &amp; recreation</b> .....              | <b>38</b>                                       | <b>154</b>        | <b>1 352</b>  | <b>11</b>                      | <b>8</b>  | <b>1</b>  | <b>2</b>  | —         | —        | —          | —          | —          | —             |
| <b>72</b>             | <b>Accommodation &amp; food services</b> .....                 | <b>849</b>                                      | <b>1 577</b>      | <b>6 672</b>  | <b>62</b>                      | <b>19</b>   | <b>13</b> | <b>14</b> | <b>12</b> | <b>4</b> | —          | —          | —          | —             |
| 722                   | Food services & drinking places .....                          | 755   | 1 377             | 5 870         | 52                             | 15  | 11        | 12        | 10        | 4        | —          | —          | —          | —             |
| 7221                  | Full-service restaurants .....                                 | 220   | 335               | 1 508         | 18                             | 6   | 6         | 3         | 2         | 1        | —          | —          | —          | —             |
| 72211                 | Full-service restaurants .....                                 | 220   | 335               | 1 508         | 18                             | 6   | 6         | 3         | 2         | 1        | —          | —          | —          | —             |
| 722110                | Full-service restaurants .....                                 | 220   | 335               | 1 508         | 18                             | 6   | 6         | 3         | 2         | 1        | —          | —          | —          | —             |
| 7222                  | Limited-service eating places .....                            | 446   | 861               | 3 671         | 27                             | 6   | 4         | 9         | 5         | 3        | —          | —          | —          | —             |
| 72221                 | Limited-service eating places .....                            | 446   | 861               | 3 671         | 27                             | 6   | 4         | 9         | 5         | 3        | —          | —          | —          | —             |
| <b>81</b>             | <b>Other services (except public administration)</b> .....     | <b>348</b>                                      | <b>1 151</b>      | <b>4 904</b>  | <b>88</b>                      | <b>58</b>   | <b>22</b> | <b>8</b>  | —         | —        | —          | —          | —          | —             |
| 813                   | Religious, grantmaking, civic, prof & like organizations ..... | 231   | 606               | 2 534         | 50                             | 30  | 13        | 7         | —         | —        | —          | —          | —          | —             |
| 8131                  | Religious organizations .....                                  | 196   | 512               | 2 160         | 38                             | 21  | 10        | 7         | —         | —        | —          | —          | —          | —             |
| 81311                 | Religious organizations .....                                  | 196   | 512               | 2 160         | 38                             | 21  | 10        | 7         | —         | —        | —          | —          | —          | —             |
| 813110                | Religious organizations .....                                  | 196   | 512               | 2 160         | 38                             | 21  | 10        | 7         | —         | —        | —          | —          | —          | —             |
| <b>99</b>             | <b>Unclassified establishments</b> .....                       | <b>(A)</b>                                      | <b>(D)</b>        | <b>(D)</b>    | <b>17</b>                      | <b>17</b>   | —         | —         | —         | —        | —          | —          | —          | —             |

See footnotes at end of table.

**Table 6. Counties—Employees, Payroll, and Establishments by Industry: 2003—Con.**

[Excludes most government employees, railroad employees, and self-employed persons. Size class 1 to 4 includes establishments with payroll, but no employees, during mid-March pay period. (D) denotes figures withheld to avoid disclosing data for individual companies; the data are included in broader industry totals. Detailed industries with 100 or more employees are shown if industry was not a (D). For explanation of terms, abbreviations, and data reliability/comparability, see introductory text]

| NAICS code      | Industry   | Number of employees for week including March 12 | Payroll (\$1,000) |                | Total number of establishments | Number of establishments by employment-size class |            |           |           |           |            |            |            |               |
|-----------------|--|---|-------------------|----------------|--------------------------------|---|------------|-----------|-----------|-----------|------------|------------|------------|---------------|
|                 |  |   | First quarter     | Annual         |                                | 1 to 4  | 5 to 9     | 10 to 19  | 20 to 49  | 50 to 99  | 100 to 249 | 250 to 499 | 500 to 999 | 1,000 or more |
| <b>LAWRENCE</b> |  |   |                   |                |                                |   |            |           |           |           |            |            |            |               |
|                 | <b>Total</b> .....   | <b>6 836</b>                                    | <b>38 664</b>     | <b>164 796</b> | <b>665</b>                     | <b>388</b>  | <b>133</b> | <b>71</b> | <b>47</b> | <b>17</b> | <b>8</b>   | <b>1</b>   | -          | -             |
| <b>11</b>       | <b>Forestry, fishing, hunting, and agriculture support</b> .....       | (A)   | (D)               | (D)            | 2                              | 2   | -          | -         | -         | -         | -          | -          | -          | -             |
| <b>21</b>       | <b>Mining</b> .....  | (B)   | (D)               | (D)            | 3                              | 1   | 1          | -         | 1         | -         | -          | -          | -          | -             |
| <b>22</b>       | <b>Utilities</b> .....   | (B)   | (D)               | (D)            | 4                              | 1   | 1          | 1         | -         | 1         | -          | -          | -          | -             |
| <b>23</b>       | <b>Construction</b> .....  | <b>536</b>                                      | <b>4 115</b>      | <b>19 045</b>  | <b>83</b>                      | <b>63</b>   | <b>14</b>  | <b>2</b>  | <b>2</b>  | <b>1</b>  | <b>1</b>   | -          | -          | -             |
| 237             | Heavy and Civil Engineering Construction .....                         | 320   | 3 229             | 14 434         | 10                             | 6   | 1          | -         | 1         | 1         | 1          | -          | -          | -             |
| 2371            | Utility System Construction .....                                      | (C)   | (D)               | (D)            | 3                              | 1   | -          | -         | 1         | -         | 1          | -          | -          | -             |
| 23713           | Power and Communication Line and Related Structures Construction ..... | (C)   | (D)               | (D)            | 1                              | -   | -          | -         | -         | -         | 1          | -          | -          | -             |
| 238             | Specialty Trade Contractors .....                                      | 139   | 531               | 2 835          | 53                             | 42  | 9          | 2         | -         | -         | -          | -          | -          | -             |
| <b>31-33</b>    | <b>Manufacturing</b> .....   | <b>1 529</b>                                    | <b>10 373</b>     | <b>43 621</b>  | <b>47</b>                      | <b>10</b>   | <b>7</b>   | <b>6</b>  | <b>16</b> | <b>4</b>  | <b>4</b>   | -          | -          | -             |
| 311             | Food mfg .....   | 445   | 3 732             | 15 749         | 6                              | -   | -          | -         | 4         | 1         | 1          | -          | -          | -             |
| 3111            | Animal food mfg .....  | (C)   | (D)               | (D)            | 2                              | -   | -          | -         | 1         | 1         | -          | -          | -          | -             |
| 31111           | Animal food mfg .....  | (C)   | (D)               | (D)            | 2                              | -   | -          | -         | 1         | 1         | -          | -          | -          | -             |
| 3115            | Dairy product mfg .....  | (C)   | (D)               | (D)            | 1                              | -   | -          | -         | -         | -         | 1          | -          | -          | -             |
| 31151           | Dairy product (exc frozen) mfg .....                                   | (C)   | (D)               | (D)            | 1                              | -   | -          | -         | -         | -         | 1          | -          | -          | -             |
| 316             | Leather & allied product mfg .....                                     | 220   | 863               | 3 463          | 5                              | -   | -          | 1         | 3         | -         | 1          | -          | -          | -             |
| 3162            | Footwear mfg .....   | (C)   | (D)               | (D)            | 1                              | -   | -          | -         | -         | -         | 1          | -          | -          | -             |
| 31621           | Footwear mfg .....   | (C)   | (D)               | (D)            | 1                              | -   | -          | -         | -         | -         | 1          | -          | -          | -             |
| 3169            | Other leather & allied product mfg .....                               | (C)   | (D)               | (D)            | 4                              | -   | -          | 1         | 3         | -         | -          | -          | -          | -             |
| 31699           | Other leather & allied product mfg .....                               | (C)   | (D)               | (D)            | 4                              | -   | -          | 1         | 3         | -         | -          | -          | -          | -             |
| 323             | Printing & related support activities .....                            | (C)   | (D)               | (D)            | 3                              | 1   | 1          | -         | -         | -         | 1          | -          | -          | -             |
| 3231            | Printing & related support activities .....                            | (C)   | (D)               | (D)            | 3                              | 1   | 1          | -         | -         | -         | 1          | -          | -          | -             |
| 32311           | Printing .....   | (C)   | (D)               | (D)            | 3                              | 1   | 1          | -         | -         | -         | 1          | -          | -          | -             |
| 332             | Fabricated metal product mfg .....                                     | 162   | 1 295             | 4 827          | 9                              | 2   | 3          | 1         | 2         | 1         | -          | -          | -          | -             |
| 336             | Transportation equipment mfg .....                                     | (C)   | (D)               | (D)            | 1                              | -   | -          | -         | -         | -         | 1          | -          | -          | -             |
| 3363            | Motor vehicle parts mfg .....  | (C)   | (D)               | (D)            | 1                              | -   | -          | -         | -         | -         | 1          | -          | -          | -             |
| 33633           | Motor vehicle steering & suspension parts mfg .....                    | (C)   | (D)               | (D)            | 1                              | -   | -          | -         | -         | -         | 1          | -          | -          | -             |
| 337             | Furniture & related product mfg .....                                  | 109   | 736               | 3 103          | 3                              | -   | -          | 1         | 1         | 1         | -          | -          | -          | -             |
| <b>42</b>       | <b>Wholesale trade</b> .....   | <b>149</b>                                      | <b>1 053</b>      | <b>4 575</b>   | <b>26</b>                      | <b>13</b>   | <b>8</b>   | <b>4</b>  | <b>1</b>  | -         | -          | -          | -          | -             |
| <b>44-45</b>    | <b>Retail trade</b> .....  | <b>1 143</b>                                    | <b>5 500</b>      | <b>24 374</b>  | <b>114</b>                     | <b>51</b>   | <b>41</b>  | <b>12</b> | <b>4</b>  | <b>5</b>  | <b>1</b>   | -          | -          | -             |
| 441             | Motor vehicle & parts dealers .....                                    | 245   | 2 016             | 9 346          | 18                             | 7   | 6          | 3         | -         | 2         | -          | -          | -          | -             |
| 4411            | Automobile dealers .....   | 163   | 1 643             | 7 785          | 5                              | 3   | -          | -         | -         | 2         | -          | -          | -          | -             |
| 44111           | New car dealers .....  | (C)   | (D)               | (D)            | 2                              | -   | -          | -         | -         | 2         | -          | -          | -          | -             |
| 445             | Food & beverage stores .....   | 217   | 682               | 2 664          | 12                             | 5   | 3          | -         | 2         | 2         | -          | -          | -          | -             |
| 4451            | Grocery stores .....   | (C)   | (D)               | (D)            | 10                             | 3   | 3          | -         | 2         | 2         | -          | -          | -          | -             |
| 44511           | Grocery (except convenience) stores .....                              | 199   | 621               | 2 447          | 7                              | 1   | 2          | -         | 2         | 2         | -          | -          | -          | -             |
| 445110          | Grocery (except convenience) stores .....                              | 199   | 621               | 2 447          | 7                              | 1   | 2          | -         | 2         | 2         | -          | -          | -          | -             |
| 447             | Gasoline stations .....  | 209   | 887               | 3 614          | 23                             | 6   | 12         | 4         | -         | 1         | -          | -          | -          | -             |
| 4471            | Gasoline stations .....  | 209   | 887               | 3 614          | 23                             | 6   | 12         | 4         | -         | 1         | -          | -          | -          | -             |
| 44711           | Gasoline stations with convenience stores .....                        | (C)   | (D)               | (D)            | 20                             | 5   | 12         | 3         | -         | -         | -          | -          | -          | -             |
| 452             | General merchandise stores .....                                       | 175   | 658               | 2 721          | 8                              | 3   | 4          | -         | -         | 1         | -          | -          | -          | -             |
| 4521            | Department stores .....  | (C)   | (D)               | (D)            | 1                              | -   | -          | -         | -         | -         | 1          | -          | -          | -             |
| 45211           | Department stores .....  | (C)   | (D)               | (D)            | 1                              | -   | -          | -         | -         | -         | 1          | -          | -          | -             |
| <b>48-49</b>    | <b>Transportation &amp; warehousing</b> .....                          | <b>389</b>                                      | <b>2 437</b>      | <b>10 819</b>  | <b>44</b>                      | <b>31</b>   | <b>3</b>   | <b>5</b>  | <b>4</b>  | <b>1</b>  | -          | -          | -          | -             |
| 484             | Truck transportation .....   | 255   | 1 827             | 7 981          | 28                             | 21  | 2          | 1         | 3         | 1         | -          | -          | -          | -             |
| 4841            | General freight trucking .....   | 182   | 1 166             | 5 258          | 21                             | 16  | 2          | 1         | 1         | 1         | -          | -          | -          | -             |
| 48412           | General freight trucking, long-distance .....                          | (C)   | (D)               | (D)            | 19                             | 14  | 2          | 1         | 1         | 1         | -          | -          | -          | -             |
| <b>51</b>       | <b>Information</b> .....   | <b>109</b>                                      | <b>579</b>        | <b>2 384</b>   | <b>14</b>                      | <b>6</b>  | <b>4</b>   | <b>3</b>  | <b>1</b>  | -         | -          | -          | -          | -             |
| <b>52</b>       | <b>Finance &amp; insurance</b> .....                                   | <b>231</b>                                      | <b>1 529</b>      | <b>6 291</b>   | <b>38</b>                      | <b>21</b>   | <b>10</b>  | <b>4</b>  | <b>3</b>  | -         | -          | -          | -          | -             |
| 522             | Credit intermediation & related activities .....                       | (C)   | (D)               | (D)            | 16                             | 3   | 6          | 4         | 3         | -         | -          | -          | -          | -             |
| 5221            | Depository credit intermediation .....                                 | 174   | 1 095             | 4 461          | 13                             | 1   | 5          | 4         | 3         | -         | -          | -          | -          | -             |
| 52211           | Commercial banking .....   | 174   | 1 095             | 4 461          | 13                             | 1   | 5          | 4         | 3         | -         | -          | -          | -          | -             |
| 522110          | Commercial banking .....   | 174   | 1 095             | 4 461          | 13                             | 1   | 5          | 4         | 3         | -         | -          | -          | -          | -             |
| <b>53</b>       | <b>Real estate &amp; rental &amp; leasing</b> .....                    | <b>61</b>                                       | <b>236</b>        | <b>971</b>     | <b>28</b>                      | <b>26</b>   | <b>2</b>   | -         | -         | -         | -          | -          | -          | -             |
| <b>54</b>       | <b>Professional, scientific &amp; technical services</b> .....         | <b>147</b>                                      | <b>653</b>        | <b>2 562</b>   | <b>33</b>                      | <b>22</b>   | <b>7</b>   | <b>4</b>  | -         | -         | -          | -          | -          | -             |
| 541             | Professional, scientific & technical services .....                    | 147   | 653               | 2 562          | 33                             | 22  | 7          | 4         | -         | -         | -          | -          | -          | -             |
| <b>56</b>       | <b>Admin, support, waste mgt, remediation services</b> .....           | <b>79</b>                                       | <b>352</b>        | <b>1 391</b>   | <b>14</b>                      | <b>9</b>  | <b>3</b>   | <b>1</b>  | <b>1</b>  | -         | -          | -          | -          | -             |
| <b>61</b>       | <b>Educational services</b> .....                                      | <b>(A)</b>                                      | <b>(D)</b>        | <b>(D)</b>     | <b>2</b>                       | <b>2</b>  | -          | -         | -         | -         | -          | -          | -          | -             |

See footnotes at end of table.

**Table 6. Counties—Employees, Payroll, and Establishments by Industry: 2003—Con.**

[Excludes most government employees, railroad employees, and self-employed persons. Size class 1 to 4 includes establishments with payroll, but no employees, during mid-March pay period. (D) denotes figures withheld to avoid disclosing data for individual companies; the data are included in broader industry totals. Detailed industries with 100 or more employees are shown if industry was not a (D). For explanation of terms, abbreviations, and data reliability/comparability, see introductory text]

| NAICS code           | Industry   | Number of employees for week including March 12 | Payroll (\$1,000) |               | Total number of establishments | Number of establishments by employment-size class |           |           |          |          |            |            |            |               |  |
|----------------------|--|---|-------------------|---------------|--------------------------------|---|-----------|-----------|----------|----------|------------|------------|------------|---------------|--|
|                      |  |   | First quarter     | Annual        |                                | 1 to 4  | 5 to 9    | 10 to 19  | 20 to 49 | 50 to 99 | 100 to 249 | 250 to 499 | 500 to 999 | 1,000 or more |  |
| <b>LAWRENCE—Con.</b> |  |   |                   |               |                                |   |           |           |          |          |            |            |            |               |  |
| <b>62</b>            | <b>Health care and social assistance</b> .....                   | <b>1 305</b>                                    | <b>8 232</b>      | <b>33 181</b> | <b>66</b>                      | <b>33</b>   | <b>15</b> | <b>9</b>  | <b>4</b> | <b>2</b> | <b>2</b>   | <b>1</b>   |            |               |  |
| 621                  | Ambulatory health care services .....                            | 203   | 1 493             | 6 364         | 35                             | 18  | 12        | 3         | 2        |          |            |            |            |               |  |
| 622                  | Hospitals .....  | 611   | 4 807             | 19 288        | 3                              |   |           | 1         |          |          | 1          | 1          |            |               |  |
| 6221                 | General medical & surgical hospitals .....                       | 611   | 4 807             | 19 288        | 3                              |   |           | 1         |          |          | 1          | 1          |            |               |  |
| 62211                | General medical & surgical hospitals .....                       | 611   | 4 807             | 19 288        | 3                              |   |           | 1         |          |          | 1          | 1          |            |               |  |
| 622110               | General medical & surgical hospitals .....                       | 611   | 4 807             | 19 288        | 3                              |   |           | 1         |          |          | 1          | 1          |            |               |  |
| 623                  | Nursing & residential care facilities .....                      | 389   | 1 644             | 6 385         | 11                             | 2   | 3         | 2         | 1        | 2        | 1          |            |            |               |  |
| 6231                 | Nursing care facilities .....                                    | 196   | 725               | 3 002         | 4                              |   |           | 2         |          | 2        |            |            |            |               |  |
| 62311                | Nursing care facilities .....                                    | 196   | 725               | 3 002         | 4                              |   |           | 2         |          | 2        |            |            |            |               |  |
| 623110               | Nursing care facilities .....                                    | 196   | 725               | 3 002         | 4                              |   |           | 2         |          | 2        |            |            |            |               |  |
| 6233                 | Community care facilities for the elderly .....                  | (C)   | (D)               | (D)           | 2                              | 1   |           |           |          |          | 1          |            |            |               |  |
| 62331                | Community care facilities for the elderly .....                  | (C)   | (D)               | (D)           | 2                              | 1   |           |           |          |          | 1          |            |            |               |  |
| 624                  | Social assistance .....  | 102   | 288               | 1 144         | 17                             | 13  |           | 3         | 1        |          |            |            |            |               |  |
| <b>71</b>            | <b>Arts, entertainment &amp; recreation</b> .....                | <b>11</b>                                       | <b>27</b>         | <b>114</b>    | <b>4</b>                       | <b>4</b>  |           |           |          |          |            |            |            |               |  |
| <b>72</b>            | <b>Accommodation &amp; food services</b> .....                   | <b>613</b>                                      | <b>1 111</b>      | <b>5 205</b>  | <b>54</b>                      | <b>25</b>   | <b>7</b>  | <b>12</b> | <b>8</b> | <b>2</b> |            |            |            |               |  |
| 722                  | Food services & drinking places .....                            | (F)   | (D)               | (D)           | 47                             | 19  | 7         | 11        | 8        | 2        |            |            |            |               |  |
| 7221                 | Full-service restaurants .....                                   | 256   | 468               | 2 126         | 22                             | 11  | 4         | 3         | 3        | 1        |            |            |            |               |  |
| 72211                | Full-service restaurants .....                                   | 256   | 468               | 2 126         | 22                             | 11  | 4         | 3         | 3        | 1        |            |            |            |               |  |
| 722110               | Full-service restaurants .....                                   | 256   | 468               | 2 126         | 22                             | 11  | 4         | 3         | 3        | 1        |            |            |            |               |  |
| 7222                 | Limited-service eating places .....                              | 305   | 548               | 2 571         | 24                             | 8   | 3         | 8         | 4        | 1        |            |            |            |               |  |
| 72221                | Limited-service eating places .....                              | 305   | 548               | 2 571         | 24                             | 8   | 3         | 8         | 4        | 1        |            |            |            |               |  |
| 722211               | Limited-service restaurants .....                                | 296   | 532               | 2 524         | 21                             | 6   | 2         | 8         | 4        | 1        |            |            |            |               |  |
| <b>81</b>            | <b>Other services (except public administration)</b> .....       | <b>387</b>                                      | <b>1 089</b>      | <b>4 437</b>  | <b>77</b>                      | <b>56</b>   | <b>10</b> | <b>8</b>  | <b>2</b> | <b>1</b> |            |            |            |               |  |
| 811                  | Repair & maintenance .....                                       | 125   | 387               | 1 588         | 21                             | 16  | 2         | 2         |          | 1        |            |            |            |               |  |
| 8111                 | Automotive repair & maintenance .....                            | 109   | 299               | 1 210         | 16                             | 12  | 2         | 1         |          | 1        |            |            |            |               |  |
| 813                  | Religious, grantmaking, civic, prof & like organizations .....   | 221   | 585               | 2 364         | 40                             | 26  | 7         | 5         | 2        |          |            |            |            |               |  |
| 8131                 | Religious organizations .....                                    | 216   | 567               | 2 284         | 35                             | 21  | 7         | 5         | 2        |          |            |            |            |               |  |
| 81311                | Religious organizations .....                                    | 216   | 567               | 2 284         | 35                             | 21  | 7         | 5         | 2        |          |            |            |            |               |  |
| 813110               | Religious organizations .....                                    | 216   | 567               | 2 284         | 35                             | 21  | 7         | 5         | 2        |          |            |            |            |               |  |
| <b>99</b>            | <b>Unclassified establishments</b> .....                         | <b>12</b>                                       | <b>21</b>         | <b>77</b>     | <b>12</b>                      | <b>12</b>   |           |           |          |          |            |            |            |               |  |
| <b>LEWIS</b>         |  |   |                   |               |                                |   |           |           |          |          |            |            |            |               |  |
|                      | <b>Total</b> .....   | <b>1 761</b>                                    | <b>8 812</b>      | <b>37 076</b> | <b>203</b>                     | <b>132</b>  | <b>45</b> | <b>15</b> | <b>4</b> | <b>4</b> | <b>2</b>   | <b>1</b>   |            |               |  |
| <b>11</b>            | <b>Forestry, fishing, hunting, and agriculture support</b> ..... | <b>(A)</b>                                      | <b>(D)</b>        | <b>(D)</b>    | <b>2</b>                       | <b>2</b>  |           |           |          |          |            |            |            |               |  |
| <b>21</b>            | <b>Mining</b> .....  | <b>(A)</b>                                      | <b>(D)</b>        | <b>(D)</b>    | <b>1</b>                       | <b>1</b>  |           |           |          |          |            |            |            |               |  |
| <b>22</b>            | <b>Utilities</b> .....   | <b>(B)</b>                                      | <b>(D)</b>        | <b>(D)</b>    | <b>3</b>                       | <b>1</b>  | <b>1</b>  |           | <b>1</b> |          |            |            |            |               |  |
| <b>23</b>            | <b>Construction</b> .....  | <b>67</b>                                       | <b>405</b>        | <b>1 978</b>  | <b>23</b>                      | <b>18</b>   | <b>4</b>  | <b>1</b>  |          |          |            |            |            |               |  |
| <b>31-33</b>         | <b>Manufacturing</b> .....                                       | <b>124</b>                                      | <b>715</b>        | <b>2 646</b>  | <b>7</b>                       | <b>3</b>  | <b>3</b>  |           |          |          | <b>1</b>   |            |            |               |  |
| 326                  | Plastics & rubber products mfg .....                             | (C)   | (D)               | (D)           | 1                              |   |           |           |          |          | 1          |            |            |               |  |
| 3261                 | Plastics product mfg .....                                       | (C)   | (D)               | (D)           | 1                              |   |           |           |          |          | 1          |            |            |               |  |
| 32619                | Other plastics product mfg .....                                 | (C)   | (D)               | (D)           | 1                              |   |           |           |          |          | 1          |            |            |               |  |
| <b>42</b>            | <b>Wholesale trade</b> .....                                     | <b>30</b>                                       | <b>325</b>        | <b>1 351</b>  | <b>8</b>                       | <b>5</b>  | <b>3</b>  |           |          |          |            |            |            |               |  |
| <b>44-45</b>         | <b>Retail trade</b> .....  | <b>282</b>                                      | <b>998</b>        | <b>4 626</b>  | <b>43</b>                      | <b>24</b>   | <b>12</b> | <b>5</b>  | <b>1</b> | <b>1</b> |            |            |            |               |  |
| <b>48-49</b>         | <b>Transportation &amp; warehousing</b> .....                    | <b>81</b>                                       | <b>631</b>        | <b>3 310</b>  | <b>12</b>                      | <b>9</b>  | <b>1</b>  | <b>1</b>  | <b>1</b> |          |            |            |            |               |  |
| <b>51</b>            | <b>Information</b> .....   | <b>(A)</b>                                      | <b>(D)</b>        | <b>(D)</b>    | <b>1</b>                       |   | <b>1</b>  |           |          |          |            |            |            |               |  |
| <b>52</b>            | <b>Finance &amp; insurance</b> .....                             | <b>102</b>                                      | <b>538</b>        | <b>2 108</b>  | <b>14</b>                      | <b>5</b>  | <b>5</b>  | <b>4</b>  |          |          |            |            |            |               |  |
| <b>53</b>            | <b>Real estate &amp; rental &amp; leasing</b> .....              | <b>(A)</b>                                      | <b>(D)</b>        | <b>(D)</b>    | <b>7</b>                       | <b>7</b>  |           |           |          |          |            |            |            |               |  |
| <b>54</b>            | <b>Professional, scientific &amp; technical services</b> .....   | <b>13</b>                                       | <b>32</b>         | <b>212</b>    | <b>5</b>                       | <b>4</b>  | <b>1</b>  |           |          |          |            |            |            |               |  |
| <b>56</b>            | <b>Admin, support, waste mgt, remediation services</b> .....     | <b>(A)</b>                                      | <b>(D)</b>        | <b>(D)</b>    | <b>5</b>                       | <b>4</b>  | <b>1</b>  |           |          |          |            |            |            |               |  |
| <b>61</b>            | <b>Educational services</b> .....                                | <b>(C)</b>                                      | <b>(D)</b>        | <b>(D)</b>    | <b>2</b>                       |   |           | <b>1</b>  |          |          | <b>1</b>   |            |            |               |  |
| 611                  | Educational services .....                                       | (C)   | (D)               | (D)           | 2                              |   |           | 1         |          |          | 1          |            |            |               |  |
| 6113                 | Colleges, universities & professional schools ...                | (C)   | (D)               | (D)           | 1                              |   |           |           |          |          | 1          |            |            |               |  |
| 61131                | Colleges, universities & professional schools .                  | (C)   | (D)               | (D)           | 1                              |   |           |           |          |          | 1          |            |            |               |  |
| <b>62</b>            | <b>Health care and social assistance</b> .....                   | <b>339</b>                                      | <b>1 263</b>      | <b>5 017</b>  | <b>23</b>                      | <b>11</b>   | <b>7</b>  | <b>1</b>  | <b>1</b> | <b>3</b> |            |            |            |               |  |
| 623                  | Nursing & residential care facilities .....                      | (C)   | (D)               | (D)           | 3                              |   | 1         |           |          | 2        |            |            |            |               |  |
| 6231                 | Nursing care facilities .....                                    | (C)   | (D)               | (D)           | 2                              |   |           |           |          | 2        |            |            |            |               |  |
| 62311                | Nursing care facilities .....                                    | (C)   | (D)               | (D)           | 2                              |   |           |           |          | 2        |            |            |            |               |  |
| 624                  | Social assistance .....  | 147   | 418               | 1 695         | 12                             | 8   | 2         |           | 1        | 1        |            |            |            |               |  |
| <b>71</b>            | <b>Arts, entertainment &amp; recreation</b> .....                | <b>(E)</b>                                      | <b>(D)</b>        | <b>(D)</b>    | <b>5</b>                       | <b>4</b>  |           |           |          |          |            | <b>1</b>   |            |               |  |
| 713                  | Amusement, gambling & recreation industries ....                 | (E)   | (D)               | (D)           | 4                              | 3   |           |           |          |          |            | 1          |            |               |  |
| 7132                 | Gambling industries .....  | (E)   | (D)               | (D)           | 1                              |   |           |           |          |          |            | 1          |            |               |  |
| 71321                | Casinos (except hotel casinos) .....                             | (E)   | (D)               | (D)           | 1                              |   |           |           |          |          |            | 1          |            |               |  |
| <b>72</b>            | <b>Accommodation &amp; food services</b> .....                   | <b>73</b>                                       | <b>133</b>        | <b>551</b>    | <b>13</b>                      | <b>7</b>  | <b>4</b>  | <b>2</b>  |          |          |            |            |            |               |  |
| <b>81</b>            | <b>Other services (except public administration)</b> .....       | <b>61</b>                                       | <b>176</b>        | <b>721</b>    | <b>27</b>                      | <b>25</b>   | <b>2</b>  |           |          |          |            |            |            |               |  |

See footnotes at end of table.

**Table 6. Counties—Employees, Payroll, and Establishments by Industry: 2003—Con.**

[Excludes most government employees, railroad employees, and self-employed persons. Size class 1 to 4 includes establishments with payroll, but no employees, during mid-March pay period. (D) denotes figures withheld to avoid disclosing data for individual companies; the data are included in broader industry totals. Detailed industries with 100 or more employees are shown if industry was not a (D). For explanation of terms, abbreviations, and data reliability/comparability, see introductory text]

| NAICS code   | Industry   | Number of employees for week including March 12 | Payroll (\$1,000) |                | Total number of establishments | Number of establishments by employment-size class |            |            |           |           |            |            |            |               |   |
|--------------|--|---|-------------------|----------------|--------------------------------|---|------------|------------|-----------|-----------|------------|------------|------------|---------------|---|
|              |  |   | First quarter     | Annual         |                                | 1 to 4  | 5 to 9     | 10 to 19   | 20 to 49  | 50 to 99  | 100 to 249 | 250 to 499 | 500 to 999 | 1,000 or more |   |
| <b>99</b>    | <b>LEWIS—Con.</b>  |   |                   |                |                                |   |            |            |           |           |            |            |            |               |   |
|              | <b>Unclassified establishments</b> . . . . .                                 | <b>(A)</b>                                      | <b>(D)</b>        | <b>(D)</b>     | <b>2</b>                       | <b>2</b>  | —          | —          | —         | —         | —          | —          | —          | —             | — |
|              | <b>LINCOLN</b>   |   |                   |                |                                |   |            |            |           |           |            |            |            |               |   |
|              | <b>Total</b> . . . . .   | <b>8 039</b>                                    | <b>48 526</b>     | <b>217 821</b> | <b>847</b>                     | <b>486</b>  | <b>176</b> | <b>112</b> | <b>47</b> | <b>21</b> | <b>2</b>   | <b>2</b>   | <b>1</b>   | —             |   |
| <b>11</b>    | <b>Forestry, fishing, hunting, and agriculture support</b>                   | <b>(A)</b>                                      | <b>(D)</b>        | <b>(D)</b>     | <b>2</b>                       | <b>2</b>  | —          | —          | —         | —         | —          | —          | —          | —             |   |
| <b>21</b>    | <b>Mining</b> . . . . .  | <b>115</b>                                      | <b>881</b>        | <b>5 133</b>   | <b>7</b>                       | <b>1</b>  | <b>2</b>   | <b>3</b>   | —         | <b>1</b>  | —          | —          | —          | —             |   |
| 212          | Mining (except oil & gas) . . . . .  | 115   | 881               | 5 133          | 7                              | 1   | 2          | 3          | —         | 1         | —          | —          | —          | —             |   |
| 2123         | Nonmetallic mineral mining & quarrying . . . . .                             | 115   | 881               | 5 133          | 7                              | 1   | 2          | 3          | —         | 1         | —          | —          | —          | —             |   |
| 21231        | Stone mining & quarrying . . . . .   | (C)   | (D)               | (D)            | 5                              | 1   | —          | 3          | —         | 1         | —          | —          | —          | —             |   |
| <b>22</b>    | <b>Utilities</b> . . . . .   | <b>125</b>                                      | <b>1 609</b>      | <b>6 524</b>   | <b>4</b>                       | —   | <b>2</b>   | <b>1</b>   | —         | <b>1</b>  | —          | —          | —          | —             |   |
| 221          | Utilities . . . . .  | 125   | 1 609             | 6 524          | 4                              | —   | 2          | 1          | —         | 1         | —          | —          | —          | —             |   |
| 2211         | Elec pwr generation, transmn & distribution . . . . .                        | (C)   | (D)               | (D)            | 2                              | —   | —          | 1          | —         | 1         | —          | —          | —          | —             |   |
| 22112        | Electric pwr transmn, control & distribution . . . . .                       | (C)   | (D)               | (D)            | 2                              | —   | —          | 1          | —         | 1         | —          | —          | —          | —             |   |
| <b>23</b>    | <b>Construction</b> . . . . .  | <b>1 016</b>                                    | <b>7 544</b>      | <b>39 879</b>  | <b>181</b>                     | <b>106</b>  | <b>50</b>  | <b>16</b>  | <b>8</b>  | <b>1</b>  | —          | —          | —          | —             |   |
| 236          | Construction of Buildings . . . . .  | 230   | 1 846             | 8 549          | 45                             | 28  | 13         | 2          | 2         | —         | —          | —          | —          | —             |   |
| 2361         | Residential Building Construction . . . . .                                  | 164   | 1 114             | 5 979          | 36                             | 24  | 10         | 1          | 1         | —         | —          | —          | —          | —             |   |
| 23611        | Residential Building Construction . . . . .                                  | 164   | 1 114             | 5 979          | 36                             | 24  | 10         | 1          | 1         | —         | —          | —          | —          | —             |   |
| 236115       | New Single-Family Housing Construction (except Operative Builders) . . . . . | 146   | 1 013             | 5 456          | 26                             | 15  | 9          | 1          | 1         | —         | —          | —          | —          | —             |   |
| 237          | Heavy and Civil Engineering Construction . . . . .                           | 213   | 1 762             | 8 745          | 21                             | 8   | 8          | 2          | 2         | 1         | —          | —          | —          | —             |   |
| 2371         | Utility System Construction . . . . .  | (C)   | (D)               | (D)            | 12                             | 3   | 6          | 1          | 1         | 1         | —          | —          | —          | —             |   |
| 238          | Specialty Trade Contractors . . . . .  | 573   | 3 936             | 22 585         | 115                            | 70  | 29         | 12         | 4         | —         | —          | —          | —          | —             |   |
| 2381         | Foundation, Structure, and Building Exterior Contractors . . . . .           | 179   | 976               | 5 142          | 41                             | 22  | 16         | 3          | —         | —         | —          | —          | —          | —             |   |
| 2382         | Building Equipment Contractors . . . . .                                     | 135   | 1 103             | 4 766          | 28                             | 18  | 6          | 2          | 2         | —         | —          | —          | —          | —             |   |
| 2389         | Other Specialty Trade Contractors . . . . .                                  | 169   | 947               | 8 100          | 30                             | 20  | 4          | 5          | 1         | —         | —          | —          | —          | —             |   |
| 23891        | Site Preparation Contractors . . . . .                                       | 108   | 699               | 6 489          | 17                             | 10  | 4          | 2          | 1         | —         | —          | —          | —          | —             |   |
| 238910       | Site Preparation Contractors . . . . .                                       | 108   | 699               | 6 489          | 17                             | 10  | 4          | 2          | 1         | —         | —          | —          | —          | —             |   |
| <b>31-33</b> | <b>Manufacturing</b> . . . . .   | <b>1 338</b>                                    | <b>12 108</b>     | <b>57 568</b>  | <b>44</b>                      | <b>12</b>   | <b>13</b>  | <b>9</b>   | <b>4</b>  | <b>5</b>  | —          | —          | <b>1</b>   | —             |   |
| 327          | Nonmetallic mineral product mfg . . . . .                                    | 119   | 850               | 4 656          | 7                              | 1   | 2          | 2          | 2         | —         | —          | —          | —          | —             |   |
| 3273         | Cement & concrete product mfg . . . . .                                      | 119   | 850               | 4 656          | 7                              | 1   | 2          | 2          | 2         | —         | —          | —          | —          | —             |   |
| 331          | Primary metal mfg . . . . .  | (F)   | (D)               | (D)            | 3                              | 1   | —          | —          | —         | 1         | —          | —          | 1          | —             |   |
| 3315         | Foundries . . . . .  | (F)   | (D)               | (D)            | 1                              | —   | —          | —          | —         | —         | —          | —          | 1          | —             |   |
| 33152        | Nonferrous metal foundries . . . . .   | (F)   | (D)               | (D)            | 1                              | —   | —          | —          | —         | —         | —          | —          | 1          | —             |   |
| <b>42</b>    | <b>Wholesale trade</b> . . . . .   | <b>194</b>                                      | <b>1 343</b>      | <b>5 838</b>   | <b>33</b>                      | <b>21</b>   | <b>7</b>   | <b>3</b>   | <b>2</b>  | —         | —          | —          | —          | —             |   |
| 423          | Merchant Wholesalers, Durable Goods . . . . .                                | 108   | 785               | 3 354          | 17                             | 12  | 2          | 2          | 1         | —         | —          | —          | —          | —             |   |
| <b>44-45</b> | <b>Retail trade</b> . . . . .  | <b>1 638</b>                                    | <b>8 862</b>      | <b>33 857</b>  | <b>139</b>                     | <b>64</b>   | <b>30</b>  | <b>30</b>  | <b>11</b> | <b>3</b>  | —          | <b>1</b>   | —          | —             |   |
| 441          | Motor vehicle & parts dealers . . . . .                                      | 249   | 1 845             | 7 863          | 16                             | 4   | 4          | 4          | 3         | 1         | —          | —          | —          | —             |   |
| 4411         | Automobile dealers . . . . .   | 178   | 1 509             | 6 443          | 9                              | 3   | 2          | —          | 3         | 1         | —          | —          | —          | —             |   |
| 44111        | New car dealers . . . . .  | 170   | 1 489             | 6 378          | 6                              | 1   | —          | —          | 3         | 1         | —          | —          | —          | —             |   |
| 441110       | New car dealers . . . . .  | 170   | 1 489             | 6 378          | 6                              | 1   | 1          | —          | 3         | 1         | —          | —          | —          | —             |   |
| 444          | Bldg material & garden equip & supp dealers . . . . .                        | 240   | 2 117             | 6 526          | 21                             | 6   | 5          | 8          | 1         | 1         | —          | —          | —          | —             |   |
| 4441         | Building material & supplies dealers . . . . .                               | 133   | 1 777             | 5 042          | 14                             | 4   | 4          | 5          | 1         | —         | —          | —          | —          | —             |   |
| 4442         | Lawn & garden equip & supplies stores . . . . .                              | 107   | 340               | 1 484          | 7                              | 2   | 1          | 3          | —         | 1         | —          | —          | —          | —             |   |
| 445          | Food & beverage stores . . . . .   | 208   | 727               | 3 019          | 13                             | 4   | 4          | 1          | 3         | 1         | —          | —          | —          | —             |   |
| 4451         | Grocery stores . . . . .   | (C)   | (D)               | (D)            | 7                              | 2   | 1          | 1          | 2         | 1         | —          | —          | —          | —             |   |
| 44511        | Grocery (except convenience) stores . . . . .                                | 165   | 627               | 2 610          | 5                              | —   | 1          | 1          | 2         | 1         | —          | —          | —          | —             |   |
| 445110       | Grocery (except convenience) stores . . . . .                                | 165   | 627               | 2 610          | 5                              | —   | 1          | 1          | 2         | 1         | —          | —          | —          | —             |   |
| 447          | Gasoline stations . . . . .  | 220   | 679               | 2 758          | 28                             | 10  | 8          | 8          | 2         | —         | —          | —          | —          | —             |   |
| 4471         | Gasoline stations . . . . .  | 220   | 679               | 2 758          | 28                             | 10  | 8          | 8          | 2         | —         | —          | —          | —          | —             |   |
| 44711        | Gasoline stations with convenience stores . . . . .                          | 213   | 626               | 2 571          | 24                             | 6   | 8          | 8          | 2         | —         | —          | —          | —          | —             |   |
| 447110       | Gasoline stations with convenience stores . . . . .                          | 213   | 626               | 2 571          | 24                             | 6   | 8          | 8          | 2         | —         | —          | —          | —          | —             |   |
| 452          | General merchandise stores . . . . .   | (E)   | (D)               | (D)            | 7                              | 3   | 3          | —          | —         | —         | —          | —          | 1          | —             |   |
| 4529         | Other general merchandise stores . . . . .                                   | (E)   | (D)               | (D)            | 6                              | 2   | 3          | —          | —         | —         | —          | —          | 1          | —             |   |
| 45291        | Warehouse clubs & superstores . . . . .                                      | (E)   | (D)               | (D)            | 1                              | —   | —          | —          | —         | —         | —          | —          | 1          | —             |   |
| <b>48-49</b> | <b>Transportation &amp; warehousing</b> . . . . .                            | <b>381</b>                                      | <b>2 648</b>      | <b>12 033</b>  | <b>45</b>                      | <b>37</b>   | <b>3</b>   | <b>2</b>   | <b>1</b>  | <b>1</b>  | <b>1</b>   | —          | —          | —             |   |
| 484          | Truck transportation . . . . .   | 348   | 2 519             | 11 452         | 34                             | 28  | 2          | 1          | 1         | 1         | 1          | —          | —          | —             |   |
| 4842         | Specialized freight trucking . . . . .                                       | 264   | 1 951             | 9 092          | 22                             | 18  | 1          | 1          | 1         | —         | 1          | —          | —          | —             |   |
| 48423        | Specialized freight (exc used) trucking, LDist . . . . .                     | (C)   | (D)               | (D)            | 4                              | 2   | —          | —          | 1         | —         | 1          | —          | —          | —             |   |
| <b>51</b>    | <b>Information</b> . . . . .   | <b>(B)</b>                                      | <b>(D)</b>        | <b>(D)</b>     | <b>10</b>                      | <b>6</b>  | <b>3</b>   | <b>1</b>   | —         | —         | —          | —          | —          | —             |   |
| <b>52</b>    | <b>Finance &amp; insurance</b> . . . . .                                     | <b>293</b>                                      | <b>1 694</b>      | <b>8 146</b>   | <b>38</b>                      | <b>22</b>   | <b>7</b>   | <b>6</b>   | <b>2</b>  | <b>1</b>  | —          | —          | —          | —             |   |
| 522          | Credit intermediation & related activities . . . . .                         | 240   | 1 332             | 6 638          | 18                             | 4   | 5          | 6          | 2         | 1         | —          | —          | —          | —             |   |
| 5221         | Depository credit intermediation . . . . .                                   | 209   | 1 236             | 5 950          | 12                             | —   | 4          | 5          | 2         | 1         | —          | —          | —          | —             |   |
| 52211        | Commercial banking . . . . .   | 209   | 1 236             | 5 950          | 12                             | —   | 4          | 5          | 2         | 1         | —          | —          | —          | —             |   |
| 522110       | Commercial banking . . . . .   | 209   | 1 236             | 5 950          | 12                             | —   | 4          | 5          | 2         | 1         | —          | —          | —          | —             |   |
| <b>53</b>    | <b>Real estate &amp; rental &amp; leasing</b> . . . . .                      | <b>193</b>                                      | <b>1 078</b>      | <b>4 403</b>   | <b>37</b>                      | <b>30</b>   | <b>5</b>   | <b>1</b>   | —         | <b>1</b>  | —          | —          | —          | —             |   |
| 532          | Rental & leasing services . . . . .  | 123   | 784               | 3 143          | 6                              | 3   | 1          | 1          | —         | 1         | —          | —          | —          | —             |   |

See footnotes at end of table.

**Table 6. Counties—Employees, Payroll, and Establishments by Industry: 2003—Con.**

[Excludes most government employees, railroad employees, and self-employed persons. Size class 1 to 4 includes establishments with payroll, but no employees, during mid-March pay period. (D) denotes figures withheld to avoid disclosing data for individual companies; the data are included in broader industry totals. Detailed industries with 100 or more employees are shown if industry was not a (D). For explanation of terms, abbreviations, and data reliability/comparability, see introductory text]

| NAICS code          | Industry   | Number of employees for week including March 12 | Payroll (\$1,000) |                | Total number of establishments | Number of establishments by employment-size class |           |           |           |          |            |            |            |               |
|---------------------|--|---|-------------------|----------------|--------------------------------|---|-----------|-----------|-----------|----------|------------|------------|------------|---------------|
|                     |  |   | First quarter     | Annual         |                                | 1 to 4  | 5 to 9    | 10 to 19  | 20 to 49  | 50 to 99 | 100 to 249 | 250 to 499 | 500 to 999 | 1,000 or more |
| <b>LINCOLN—Con.</b> |  |   |                   |                |                                |   |           |           |           |          |            |            |            |               |
| <b>54</b>           | <b>Professional, scientific &amp; technical services</b>   | <b>162</b>                                      | <b>744</b>        | <b>2 955</b>   | <b>41</b>                      | <b>30</b>   | <b>9</b>  | <b>1</b>  | <b>1</b>  | —        | —          | —          | —          | —             |
| 541                 | Professional, scientific & technical services              | 162   | 744               | 2 955          | 41                             | 30  | 9         | 1         | 1         | —        | —          | —          | —          | —             |
| <b>55</b>           | <b>Management of companies &amp; enterprises</b>           | <b>(A)</b>                                      | <b>(D)</b>        | <b>(D)</b>     | <b>1</b>                       | <b>1</b>  | —         | —         | —         | —        | —          | —          | —          | —             |
| <b>56</b>           | <b>Admin. support, waste mgt, remediation services</b>     | <b>(C)</b>                                      | <b>(D)</b>        | <b>(D)</b>     | <b>32</b>                      | <b>23</b>   | <b>2</b>  | <b>6</b>  | <b>1</b>  | —        | —          | —          | —          | —             |
| 561                 | Administrative & support services                          | (C)   | (D)               | (D)            | 30                             | 21  | 2         | 6         | 1         | —        | —          | —          | —          | —             |
| <b>61</b>           | <b>Educational services</b>                                | <b>126</b>                                      | <b>447</b>        | <b>1 814</b>   | <b>7</b>                       | <b>2</b>  | <b>1</b>  | <b>1</b>  | <b>2</b>  | <b>1</b> | —          | —          | —          | —             |
| 611                 | Educational services                                       | 126   | 447               | 1 814          | 7                              | 2   | 1         | 1         | 2         | 1        | —          | —          | —          | —             |
| 6111                | Elementary & secondary schools                             | (C)   | (D)               | (D)            | 5                              | 1   | 1         | —         | 2         | 1        | —          | —          | —          | —             |
| 61111               | Elementary & secondary schools                             | (C)   | (D)               | (D)            | 5                              | 1   | 1         | —         | 2         | 1        | —          | —          | —          | —             |
| <b>62</b>           | <b>Health care and social assistance</b>                   | <b>1 050</b>                                    | <b>5 347</b>      | <b>21 246</b>  | <b>56</b>                      | <b>20</b>   | <b>13</b> | <b>16</b> | <b>3</b>  | <b>2</b> | <b>1</b>   | <b>1</b>   | —          | —             |
| 621                 | Ambulatory health care services                            | 150   | 1 069             | 4 414          | 27                             | 13  | 10        | 4         | —         | —        | —          | —          | —          | —             |
| 622                 | Hospitals  | (E)   | (D)               | (D)            | 2                              | 1   | —         | —         | —         | —        | —          | 1          | —          | —             |
| 6221                | General medical & surgical hospitals                       | (E)   | (D)               | (D)            | 2                              | 1   | —         | —         | —         | —        | —          | 1          | —          | —             |
| 62211               | General medical & surgical hospitals                       | (E)   | (D)               | (D)            | 2                              | 1   | —         | —         | —         | —        | —          | 1          | —          | —             |
| 623                 | Nursing & residential care facilities                      | 369   | 1 493             | 5 844          | 11                             | —   | 2         | 4         | 3         | 2        | —          | —          | —          | —             |
| 6231                | Nursing care facilities                                    | 273   | 1 158             | 4 514          | 4                              | —   | —         | —         | 2         | 2        | —          | —          | —          | —             |
| 62311               | Nursing care facilities                                    | 273   | 1 158             | 4 514          | 4                              | —   | —         | —         | 2         | 2        | —          | —          | —          | —             |
| 623110              | Nursing care facilities                                    | 273   | 1 158             | 4 514          | 4                              | —   | —         | —         | 2         | 2        | —          | —          | —          | —             |
| 624                 | Social assistance  | (E)   | (D)               | (D)            | 16                             | 6   | 1         | 8         | —         | —        | 1          | —          | —          | —             |
| 6243                | Vocational rehabilitation services                         | (C)   | (D)               | (D)            | 1                              | —   | —         | —         | —         | —        | 1          | —          | —          | —             |
| 62431               | Vocational rehabilitation services                         | (C)   | (D)               | (D)            | 1                              | —   | —         | —         | —         | —        | 1          | —          | —          | —             |
| 6244                | Child day care services                                    | 108   | 206               | 920            | 12                             | 5   | 1         | 6         | —         | —        | —          | —          | —          | —             |
| 62441               | Child day care services                                    | 108   | 206               | 920            | 12                             | 5   | 1         | 6         | —         | —        | —          | —          | —          | —             |
| 624410              | Child day care services                                    | 108   | 206               | 920            | 12                             | 5   | 1         | 6         | —         | —        | —          | —          | —          | —             |
| <b>71</b>           | <b>Arts, entertainment &amp; recreation</b>                | <b>82</b>                                       | <b>169</b>        | <b>989</b>     | <b>11</b>                      | <b>5</b>  | <b>2</b>  | <b>3</b>  | <b>1</b>  | —        | —          | —          | —          | —             |
| <b>72</b>           | <b>Accommodation &amp; food services</b>                   | <b>768</b>                                      | <b>1 549</b>      | <b>6 813</b>   | <b>54</b>                      | <b>23</b>   | <b>7</b>  | <b>9</b>  | <b>11</b> | <b>4</b> | —          | —          | —          | —             |
| 722                 | Food services & drinking places                            | 737   | 1 464             | 6 441          | 51                             | 22  | 7         | 7         | 11        | 4        | —          | —          | —          | —             |
| 7221                | Full-service restaurants                                   | 238   | 500               | 2 016          | 22                             | 10  | 3         | 5         | 3         | 1        | —          | —          | —          | —             |
| 72211               | Full-service restaurants                                   | 238   | 500               | 2 016          | 22                             | 10  | 3         | 5         | 3         | 1        | —          | —          | —          | —             |
| 722110              | Full-service restaurants                                   | 238   | 500               | 2 016          | 22                             | 10  | 3         | 5         | 3         | 1        | —          | —          | —          | —             |
| 7222                | Limited-service eating places                              | 382   | 706               | 3 242          | 17                             | 5   | 2         | 1         | 7         | 2        | —          | —          | —          | —             |
| 72221               | Limited-service eating places                              | 382   | 706               | 3 242          | 17                             | 5   | 2         | 1         | 7         | 2        | —          | —          | —          | —             |
| 7223                | Special food services                                      | (C)   | (D)               | (D)            | 5                              | 2   | —         | 1         | 1         | 1        | —          | —          | —          | —             |
| 72231               | Food service contractors                                   | 100   | 226               | 846            | 3                              | —   | —         | 1         | 1         | 1        | —          | —          | —          | —             |
| 722310              | Food service contractors                                   | 100   | 226               | 846            | 3                              | —   | —         | 1         | 1         | 1        | —          | —          | —          | —             |
| <b>81</b>           | <b>Other services (except public administration)</b>       | <b>327</b>                                      | <b>1 420</b>      | <b>5 097</b>   | <b>97</b>                      | <b>73</b>   | <b>20</b> | <b>4</b>  | —         | —        | —          | —          | —          | —             |
| 811                 | Repair & maintenance                                       | 104   | 813               | 2 628          | 36                             | 29  | 6         | 1         | —         | —        | —          | —          | —          | —             |
| 812                 | Personal & laundry services                                | (C)   | (D)               | (D)            | 28                             | 18  | 7         | 3         | —         | —        | —          | —          | —          | —             |
| 813                 | Religious, grantmaking, civic, prof & like organizations   | (C)   | (D)               | (D)            | 33                             | 26  | 7         | —         | —         | —        | —          | —          | —          | —             |
| 8131                | Religious organizations                                    | 103   | 268               | 1 122          | 32                             | 26  | 6         | —         | —         | —        | —          | —          | —          | —             |
| 81311               | Religious organizations                                    | 103   | 268               | 1 122          | 32                             | 26  | 6         | —         | —         | —        | —          | —          | —          | —             |
| 813110              | Religious organizations                                    | 103   | 268               | 1 122          | 32                             | 26  | 6         | —         | —         | —        | —          | —          | —          | —             |
| <b>99</b>           | <b>Unclassified establishments</b>                         | <b>8</b>  | <b>19</b>         | <b>65</b>      | <b>8</b>                       | <b>8</b>  | —         | —         | —         | —        | —          | —          | —          | —             |
| <b>LINN</b>         |  |   |                   |                |                                |   |           |           |           |          |            |            |            |               |
|                     | <b>Total</b>   | <b>4 385</b>                                    | <b>24 002</b>     | <b>103 050</b> | <b>416</b>                     | <b>294</b>  | <b>60</b> | <b>33</b> | <b>12</b> | <b>8</b> | <b>8</b>   | —          | <b>1</b>   | —             |
| <b>11</b>           | <b>Forestry, fishing, hunting, and agriculture support</b> | <b>(A)</b>                                      | <b>(D)</b>        | <b>(D)</b>     | <b>2</b>                       | <b>1</b>  | <b>1</b>  | —         | —         | —        | —          | —          | —          | —             |
| <b>22</b>           | <b>Utilities</b>   | <b>(A)</b>                                      | <b>(D)</b>        | <b>(D)</b>     | <b>1</b>                       | <b>1</b>  | —         | —         | —         | —        | —          | —          | —          | —             |
| <b>23</b>           | <b>Construction</b>  | <b>66</b>                                       | <b>318</b>        | <b>1 269</b>   | <b>21</b>                      | <b>17</b>   | <b>3</b>  | <b>1</b>  | —         | —        | —          | —          | —          | —             |
| <b>31-33</b>        | <b>Manufacturing</b>                                       | <b>1 668</b>                                    | <b>10 221</b>     | <b>41 049</b>  | <b>23</b>                      | <b>11</b>   | <b>1</b>  | <b>3</b>  | <b>2</b>  | <b>2</b> | <b>3</b>   | —          | <b>1</b>   | —             |
| 315                 | Apparel manufacturing                                      | (C)   | (D)               | (D)            | 1                              | —   | —         | —         | —         | —        | 1          | —          | —          | —             |
| 3152                | Cut & sew apparel mfg                                      | (C)   | (D)               | (D)            | 1                              | —   | —         | —         | —         | —        | 1          | —          | —          | —             |
| 31529               | Other cut & sew apparel mfg                                | (C)   | (D)               | (D)            | 1                              | —   | —         | —         | —         | —        | 1          | —          | —          | —             |
| 323                 | Printing & related support activities                      | (F)   | (D)               | (D)            | 4                              | 1   | 1         | 1         | —         | —        | —          | —          | 1          | —             |
| 3231                | Printing & related support activities                      | (F)   | (D)               | (D)            | 4                              | 1   | 1         | 1         | —         | —        | —          | —          | 1          | —             |
| 32311               | Printing   | (F)   | (D)               | (D)            | 4                              | 1   | 1         | 1         | —         | —        | —          | —          | 1          | —             |
| 332                 | Fabricated metal product mfg                               | 301   | 1 952             | 8 250          | 7                              | 2   | —         | 2         | 1         | 1        | 1          | —          | —          | —             |
| 3323                | Architectural & structural metals mfg                      | (C)   | (D)               | (D)            | 2                              | —   | —         | —         | 1         | —        | 1          | —          | —          | —             |
| 33231               | Plate work & fabricated structural prod mfg                | (C)   | (D)               | (D)            | 1                              | —   | —         | —         | —         | —        | 1          | —          | —          | —             |
| 336                 | Transportation equipment mfg                               | (C)   | (D)               | (D)            | 1                              | —   | —         | —         | —         | —        | 1          | —          | —          | —             |
| 3363                | Motor vehicle parts mfg                                    | (C)   | (D)               | (D)            | 1                              | —   | —         | —         | —         | —        | 1          | —          | —          | —             |
| 33634               | Motor vehicle brake system mfg                             | (C)   | (D)               | (D)            | 1                              | —   | —         | —         | —         | —        | 1          | —          | —          | —             |

See footnotes at end of table.



**Table 6. Counties—Employees, Payroll, and Establishments by Industry: 2003—Con.**

[Excludes most government employees, railroad employees, and self-employed persons. Size class 1 to 4 includes establishments with payroll, but no employees, during mid-March pay period. (D) denotes figures withheld to avoid disclosing data for individual companies; the data are included in broader industry totals. Detailed industries with 100 or more employees are shown if industry was not a (D). For explanation of terms, abbreviations, and data reliability/comparability, see introductory text]

| NAICS code        | Industry  | Number of employees for week including March 12 | Payroll (\$1,000) |                | Total number of establishments | Number of establishments by employment-size class |           |           |           |           |            |            |            |               |
|-------------------|---|---|-------------------|----------------|--------------------------------|---|-----------|-----------|-----------|-----------|------------|------------|------------|---------------|
|                   |   |   | First quarter     | Annual         |                                | 1 to 4  | 5 to 9    | 10 to 19  | 20 to 49  | 50 to 99  | 100 to 249 | 250 to 499 | 500 to 999 | 1,000 or more |
| <b>LINN—Con.</b>  |   |   |                   |                |                                |   |           |           |           |           |            |            |            |               |
| <b>42</b>         | <b>Wholesale trade</b> .....  | <b>202</b>                                      | <b>2 392</b>      | <b>12 468</b>  | <b>16</b>                      | <b>8</b>  | <b>5</b>  | <b>1</b>  | <b>1</b>  | —         | <b>1</b>   | —          | —          | —             |
| 424               | Merchant Wholesalers, Nondurable Goods .....                        | 156   | 1 806             | 10 577         | 8                              | 4   | 2         | —         | 1         | —         | 1          | —          | —          | —             |
| 4249              | Miscellaneous Nondurable Goods Merchant Wholesalers .....           | (C)   | (D)               | (D)            | 5                              | 3   | 1         | —         | —         | —         | 1          | —          | —          | —             |
| 42492             | Book, Periodical, and Newspaper Merchant Wholesalers .....          | (C)   | (D)               | (D)            | 1                              | —   | —         | —         | —         | —         | 1          | —          | —          | —             |
| <b>44-45</b>      | <b>Retail trade</b> .....   | <b>587</b>                                      | <b>2 067</b>      | <b>8 707</b>   | <b>63</b>                      | <b>34</b>   | <b>17</b> | <b>9</b>  | <b>2</b>  | —         | <b>1</b>   | —          | —          | —             |
| 452               | General merchandise stores .....                                    | (C)   | (D)               | (D)            | 5                              | 2   | 2         | —         | —         | —         | 1          | —          | —          | —             |
| 4529              | Other general merchandise stores .....                              | (C)   | (D)               | (D)            | 5                              | 2   | 2         | —         | —         | —         | 1          | —          | —          | —             |
| 45291             | Warehouse clubs & superstores .....                                 | (C)   | (D)               | (D)            | 1                              | —   | —         | —         | —         | —         | 1          | —          | —          | —             |
| <b>48-49</b>      | <b>Transportation &amp; warehousing</b> .....                       | <b>80</b>                                       | <b>547</b>        | <b>2 745</b>   | <b>20</b>                      | <b>16</b>   | <b>2</b>  | <b>1</b>  | <b>1</b>  | —         | —          | —          | —          | —             |
| <b>51</b>         | <b>Information</b> .....  | <b>154</b>                                      | <b>1 107</b>      | <b>5 016</b>   | <b>15</b>                      | <b>10</b>   | <b>1</b>  | <b>3</b>  | —         | <b>1</b>  | —          | —          | —          | —             |
| 511               | Publishing industries .....   | 128   | 807               | 3 728          | 9                              | 5   | 1         | 2         | —         | 1         | —          | —          | —          | —             |
| 5111              | Newspaper, periodical, book, database publishers .....              | (C)   | (D)               | (D)            | 8                              | 4   | 1         | 2         | —         | 1         | —          | —          | —          | —             |
| <b>52</b>         | <b>Finance &amp; insurance</b> .....                                | <b>153</b>                                      | <b>967</b>        | <b>3 936</b>   | <b>34</b>                      | <b>24</b>   | <b>4</b>  | <b>5</b>  | <b>1</b>  | —         | —          | —          | —          | —             |
| 522               | Credit intermediation & related activities .....                    | (C)   | (D)               | (D)            | 15                             | 7   | 2         | 5         | 1         | —         | —          | —          | —          | —             |
| 5221              | Depository credit intermediation .....                              | 103   | 678               | 2 734          | 14                             | 7   | 1         | 5         | 1         | —         | —          | —          | —          | —             |
| 52211             | Commercial banking .....  | 103   | 678               | 2 734          | 14                             | 7   | 1         | 5         | 1         | —         | —          | —          | —          | —             |
| 522110            | Commercial banking .....  | 103   | 678               | 2 734          | 14                             | 7   | 1         | 5         | 1         | —         | —          | —          | —          | —             |
| <b>53</b>         | <b>Real estate &amp; rental &amp; leasing</b> .....                 | <b>(B)</b>                                      | <b>(D)</b>        | <b>(D)</b>     | <b>10</b>                      | <b>9</b>  | —         | <b>1</b>  | —         | —         | —          | —          | —          | —             |
| <b>54</b>         | <b>Professional, scientific &amp; technical services</b> .....      | <b>77</b>                                       | <b>412</b>        | <b>1 707</b>   | <b>28</b>                      | <b>22</b>   | <b>5</b>  | <b>1</b>  | —         | —         | —          | —          | —          | —             |
| <b>55</b>         | <b>Management of companies &amp; enterprises</b> .....              | <b>(B)</b>                                      | <b>(D)</b>        | <b>(D)</b>     | <b>1</b>                       | —   | —         | —         | —         | <b>1</b>  | —          | —          | —          | —             |
| <b>56</b>         | <b>Admin, support, waste mgt, remediation services</b> .....        | <b>(B)</b>                                      | <b>(D)</b>        | <b>(D)</b>     | <b>11</b>                      | <b>10</b>   | —         | —         | —         | <b>1</b>  | —          | —          | —          | —             |
| <b>61</b>         | <b>Educational services</b> .....                                   | <b>(A)</b>                                      | <b>(D)</b>        | <b>(D)</b>     | <b>1</b>                       | —   | —         | <b>1</b>  | —         | —         | —          | —          | —          | —             |
| <b>62</b>         | <b>Health care and social assistance</b> .....                      | <b>532</b>                                      | <b>2 248</b>      | <b>9 888</b>   | <b>33</b>                      | <b>18</b>   | <b>9</b>  | <b>1</b>  | <b>1</b>  | <b>2</b>  | <b>2</b>   | —          | —          | —             |
| 622               | Hospitals .....   | (C)   | (D)               | (D)            | 1                              | —   | —         | —         | —         | —         | 1          | —          | —          | —             |
| 6221              | General medical & surgical hospitals .....                          | (C)   | (D)               | (D)            | 1                              | —   | —         | —         | —         | —         | 1          | —          | —          | —             |
| 62211             | General medical & surgical hospitals .....                          | (C)   | (D)               | (D)            | 1                              | —   | —         | —         | —         | —         | 1          | —          | —          | —             |
| 623               | Nursing & residential care facilities .....                         | (E)   | (D)               | (D)            | 5                              | 1   | 1         | —         | —         | 2         | 1          | —          | —          | —             |
| 6231              | Nursing care facilities .....                                       | 264   | 991               | 4 092          | 3                              | —   | —         | —         | —         | 2         | 1          | —          | —          | —             |
| 62311             | Nursing care facilities .....                                       | 264   | 991               | 4 092          | 3                              | —   | —         | —         | —         | 2         | 1          | —          | —          | —             |
| 623110            | Nursing care facilities .....                                       | 264   | 991               | 4 092          | 3                              | —   | —         | —         | —         | 2         | 1          | —          | —          | —             |
| <b>71</b>         | <b>Arts, entertainment &amp; recreation</b> .....                   | <b>6</b>  | <b>26</b>         | <b>141</b>     | <b>4</b>                       | <b>4</b>  | —         | —         | —         | —         | —          | —          | —          | —             |
| <b>72</b>         | <b>Accommodation &amp; food services</b> .....                      | <b>432</b>                                      | <b>685</b>        | <b>2 772</b>   | <b>27</b>                      | <b>13</b>   | <b>3</b>  | <b>5</b>  | <b>4</b>  | <b>1</b>  | <b>1</b>   | —          | —          | —             |
| 722               | Food services & drinking places .....                               | (E)   | (D)               | (D)            | 24                             | 12  | 3         | 3         | 4         | 1         | 1          | —          | —          | —             |
| 7222              | Limited-service eating places .....                                 | 341   | 536               | 2 157          | 9                              | 1   | 1         | 1         | 4         | 1         | 1          | —          | —          | —             |
| 72221             | Limited-service eating places .....                                 | 341   | 536               | 2 157          | 9                              | 1   | 1         | 1         | 4         | 1         | 1          | —          | —          | —             |
| <b>81</b>         | <b>Other services (except public administration)</b> .....          | <b>174</b>                                      | <b>579</b>        | <b>2 243</b>   | <b>60</b>                      | <b>50</b>   | <b>9</b>  | <b>1</b>  | —         | —         | —          | —          | —          | —             |
| <b>99</b>         | <b>Unclassified establishments</b> .....                            | <b>21</b>                                       | <b>62</b>         | <b>293</b>     | <b>46</b>                      | <b>46</b>   | —         | —         | —         | —         | —          | —          | —          | —             |
| <b>LIVINGSTON</b> |   |   |                   |                |                                |   |           |           |           |           |            |            |            |               |
|                   | <b>Total</b> .....  | <b>5 031</b>                                    | <b>25 345</b>     | <b>107 963</b> | <b>430</b>                     | <b>233</b>  | <b>80</b> | <b>58</b> | <b>43</b> | <b>10</b> | <b>4</b>   | <b>2</b>   | —          | —             |
| <b>11</b>         | <b>Forestry, fishing, hunting, and agriculture support</b> .....    | <b>(A)</b>                                      | <b>(D)</b>        | <b>(D)</b>     | <b>6</b>                       | <b>5</b>  | —         | <b>1</b>  | —         | —         | —          | —          | —          | —             |
| <b>21</b>         | <b>Mining</b> .....   | <b>(A)</b>                                      | <b>(D)</b>        | <b>(D)</b>     | <b>1</b>                       | —   | —         | <b>1</b>  | —         | —         | —          | —          | —          | —             |
| <b>22</b>         | <b>Utilities</b> .....  | <b>(B)</b>                                      | <b>(D)</b>        | <b>(D)</b>     | <b>3</b>                       | <b>1</b>  | <b>1</b>  | —         | <b>1</b>  | —         | —          | —          | —          | —             |
| <b>23</b>         | <b>Construction</b> .....   | <b>218</b>                                      | <b>1 502</b>      | <b>7 663</b>   | <b>46</b>                      | <b>32</b>   | <b>8</b>  | <b>4</b>  | <b>2</b>  | —         | —          | —          | —          | —             |
| <b>31-33</b>      | <b>Manufacturing</b> .....  | <b>730</b>                                      | <b>4 774</b>      | <b>20 276</b>  | <b>21</b>                      | <b>4</b>  | <b>5</b>  | <b>3</b>  | <b>6</b>  | <b>2</b>  | —          | <b>1</b>   | —          | —             |
| 326               | Plastics & rubber products mfg .....                                | (C)   | (D)               | (D)            | 2                              | —   | —         | —         | 1         | 1         | —          | —          | —          | —             |
| 336               | Transportation equipment mfg .....                                  | (E)   | (D)               | (D)            | 1                              | —   | —         | —         | —         | —         | —          | 1          | —          | —             |
| 3363              | Motor vehicle parts mfg .....                                       | (E)   | (D)               | (D)            | 1                              | —   | —         | —         | —         | —         | —          | 1          | —          | —             |
| 33639             | Other motor vehicle parts mfg .....                                 | (E)   | (D)               | (D)            | 1                              | —   | —         | —         | —         | —         | —          | 1          | —          | —             |
| <b>42</b>         | <b>Wholesale trade</b> .....  | <b>405</b>                                      | <b>2 484</b>      | <b>10 105</b>  | <b>26</b>                      | <b>6</b>  | <b>7</b>  | <b>7</b>  | <b>5</b>  | —         | <b>1</b>   | —          | —          | —             |
| 423               | Merchant Wholesalers, Durable Goods .....                           | (C)   | (D)               | (D)            | 12                             | 2   | 2         | 5         | 3         | —         | —          | —          | —          | —             |
| 424               | Merchant Wholesalers, Nondurable Goods .....                        | 217   | 1 241             | 5 301          | 13                             | 4   | 5         | 2         | 1         | —         | 1          | —          | —          | —             |
| 4243              | Apparel, Piece Goods, and Notions Merchant Wholesalers .....        | (C)   | (D)               | (D)            | 1                              | —   | —         | —         | —         | —         | 1          | —          | —          | —             |
| 42432             | Men's and Boys' Clothing and Furnishings Merchant Wholesalers ..... | (C)   | (D)               | (D)            | 1                              | —   | —         | —         | —         | —         | 1          | —          | —          | —             |

See footnotes at end of table.

**Table 6. Counties—Employees, Payroll, and Establishments by Industry: 2003—Con.**

[Excludes most government employees, railroad employees, and self-employed persons. Size class 1 to 4 includes establishments with payroll, but no employees, during mid-March pay period. (D) denotes figures withheld to avoid disclosing data for individual companies; the data are included in broader industry totals. Detailed industries with 100 or more employees are shown if industry was not a (D). For explanation of terms, abbreviations, and data reliability/comparability, see introductory text]

| NAICS code             | Industry   | Number of employees for week including March 12 | Payroll (\$1,000) |                | Total number of establishments | Number of establishments by employment-size class |           |           |           |          |            |            |            |               |
|------------------------|--|---|-------------------|----------------|--------------------------------|---|-----------|-----------|-----------|----------|------------|------------|------------|---------------|
|                        |  |   | First quarter     | Annual         |                                | 1 to 4  | 5 to 9    | 10 to 19  | 20 to 49  | 50 to 99 | 100 to 249 | 250 to 499 | 500 to 999 | 1,000 or more |
| <b>LIVINGSTON—Con.</b> |  |   |                   |                |                                |   |           |           |           |          |            |            |            |               |
| <b>44-45</b>           | <b>Retail trade</b> .....                                      | <b>1 073</b>                                    | <b>4 644</b>      | <b>19 203</b>  | <b>83</b>                      | <b>36</b>   | <b>20</b> | <b>18</b> | <b>6</b>  | <b>1</b> | <b>2</b>   |            |            |               |
| 441                    | Motor vehicle & parts dealers .....                            | 156   | 1 113             | 4 355          | 10                             | 2   | 4         | 1         | 3         |          |            |            |            |               |
| 4411                   | Automobile dealers .....                                       | 125   | 949               | 3 684          | 5                              |   | 2         |           | 3         |          |            |            |            |               |
| 44111                  | New car dealers .....  | 125   | 949               | 3 684          | 5                              |   | 2         |           | 3         |          |            |            |            |               |
| 441110                 | New car dealers .....  | 125   | 949               | 3 684          | 5                              |   | 2         |           | 3         |          |            |            |            |               |
| 444                    | Bldg material & garden equip & supp dealers .....              | 115   | 474               | 2 047          | 12                             | 5   | 1         | 5         | 1         |          |            |            |            |               |
| 445                    | Food & beverage stores .....                                   | 346   | 1 178             | 4 905          | 8                              | 2   | 1         | 1         | 2         | 1        | 1          |            |            |               |
| 4451                   | Grocery stores .....   | (E)   | (D)               | (D)            | 6                              | 1   |           | 1         | 2         | 1        | 1          |            |            |               |
| 44511                  | Grocery (except convenience) stores .....                      | 312   | 1 057             | 4 358          | 5                              | 1   |           | 1         | 1         | 1        | 1          |            |            |               |
| 445110                 | Grocery (except convenience) stores .....                      | 312   | 1 057             | 4 358          | 5                              | 1   |           | 1         | 1         | 1        | 1          |            |            |               |
| 452                    | General merchandise stores .....                               | (C)   | (D)               | (D)            | 4                              | 1   | 1         | 1         |           |          | 1          |            |            |               |
| 4521                   | Department stores .....  | (C)   | (D)               | (D)            | 1                              |   |           |           |           |          | 1          |            |            |               |
| 45211                  | Department stores .....  | (C)   | (D)               | (D)            | 1                              |   |           |           |           |          | 1          |            |            |               |
| <b>48-49</b>           | <b>Transportation &amp; warehousing</b> .....                  | <b>133</b>                                      | <b>785</b>        | <b>3 380</b>   | <b>14</b>                      | <b>6</b>  | <b>4</b>  | <b>3</b>  | <b>1</b>  |          |            |            |            |               |
| <b>51</b>              | <b>Information</b> .....                                       | <b>105</b>                                      | <b>522</b>        | <b>2 065</b>   | <b>11</b>                      | <b>5</b>  | <b>1</b>  | <b>4</b>  | <b>1</b>  |          |            |            |            |               |
| <b>52</b>              | <b>Finance &amp; insurance</b> .....                           | <b>259</b>                                      | <b>2 192</b>      | <b>8 773</b>   | <b>36</b>                      | <b>27</b>   | <b>5</b>  |           | <b>3</b>  |          | <b>1</b>   |            |            |               |
| 522                    | Credit intermediation & related activities .....               | 215   | 1 824             | 7 219          | 14                             | 8   | 2         |           | 3         |          | 1          |            |            |               |
| 5221                   | Depository credit intermediation .....                         | 193   | 1 641             | 6 575          | 7                              | 2   | 1         |           | 3         |          | 1          |            |            |               |
| 52211                  | Commercial banking .....                                       | 193   | 1 641             | 6 575          | 7                              | 2   | 1         |           | 3         |          | 1          |            |            |               |
| 522110                 | Commercial banking .....                                       | 193   | 1 641             | 6 575          | 7                              | 2   | 1         |           | 3         |          | 1          |            |            |               |
| <b>53</b>              | <b>Real estate &amp; rental &amp; leasing</b> .....            | <b>114</b>                                      | <b>473</b>        | <b>1 812</b>   | <b>13</b>                      | <b>10</b>   | <b>2</b>  |           |           | <b>1</b> |            |            |            |               |
| <b>54</b>              | <b>Professional, scientific &amp; technical services</b> ..... | <b>138</b>                                      | <b>682</b>        | <b>2 909</b>   | <b>30</b>                      | <b>19</b>   | <b>8</b>  | <b>3</b>  |           |          |            |            |            |               |
| 541                    | Professional, scientific & technical services .....            | 138   | 682               | 2 909          | 30                             | 19  | 8         | 3         |           |          |            |            |            |               |
| <b>55</b>              | <b>Management of companies &amp; enterprises</b> .....         | <b>(A)</b>                                      | <b>(D)</b>        | <b>(D)</b>     | <b>2</b>                       |   | <b>2</b>  |           |           |          |            |            |            |               |
| <b>56</b>              | <b>Admin, support, waste mgt, remediation services</b> .....   | <b>111</b>                                      | <b>327</b>        | <b>1 778</b>   | <b>11</b>                      | <b>8</b>  | <b>1</b>  |           | <b>2</b>  |          |            |            |            |               |
| 561                    | Administrative & support services .....                        | 111   | 327               | 1 778          | 11                             | 8   | 1         |           | 2         |          |            |            |            |               |
| <b>61</b>              | <b>Educational services</b> .....                              | <b>(A)</b>                                      | <b>(D)</b>        | <b>(D)</b>     | <b>3</b>                       | <b>3</b>  |           |           |           |          |            |            |            |               |
| <b>62</b>              | <b>Health care and social assistance</b> .....                 | <b>844</b>                                      | <b>4 150</b>      | <b>17 707</b>  | <b>41</b>                      | <b>21</b>   | <b>6</b>  | <b>5</b>  | <b>4</b>  | <b>4</b> |            | <b>1</b>   |            |               |
| 621                    | Ambulatory health care services .....                          | 181   | 1 024             | 4 759          | 25                             | 13  | 6         | 5         | 1         |          |            |            |            |               |
| 622                    | Hospitals .....  | (E)   | (D)               | (D)            | 1                              |   |           |           |           |          |            | 1          |            |               |
| 6221                   | General medical & surgical hospitals .....                     | (E)   | (D)               | (D)            | 1                              |   |           |           |           |          |            | 1          |            |               |
| 62211                  | General medical & surgical hospitals .....                     | (E)   | (D)               | (D)            | 1                              |   |           |           |           |          |            | 1          |            |               |
| 623                    | Nursing & residential care facilities .....                    | 253   | 991               | 4 101          | 4                              |   |           |           | 1         | 3        |            |            |            |               |
| 6233                   | Community care facilities for the elderly .....                | (C)   | (D)               | (D)            | 2                              |   |           |           |           | 2        |            |            |            |               |
| 62331                  | Community care facilities for the elderly .....                | (C)   | (D)               | (D)            | 2                              |   |           |           |           | 2        |            |            |            |               |
| 624                    | Social assistance .....  | (C)   | (D)               | (D)            | 11                             | 8   |           |           | 2         | 1        |            |            |            |               |
| <b>71</b>              | <b>Arts, entertainment &amp; recreation</b> .....              | <b>45</b>                                       | <b>61</b>         | <b>292</b>     | <b>6</b>                       | <b>5</b>  |           |           | <b>1</b>  |          |            |            |            |               |
| <b>72</b>              | <b>Accommodation &amp; food services</b> .....                 | <b>459</b>                                      | <b>808</b>        | <b>3 620</b>   | <b>24</b>                      | <b>7</b>  | <b>1</b>  | <b>7</b>  | <b>8</b>  | <b>1</b> |            |            |            |               |
| 722                    | Food services & drinking places .....                          | 381   | 653               | 2 897          | 19                             | 5   | 1         | 5         | 7         | 1        |            |            |            |               |
| 7221                   | Full-service restaurants .....                                 | 128   | 228               | 966            | 7                              | 1   | 1         | 3         | 2         |          |            |            |            |               |
| 72211                  | Full-service restaurants .....                                 | 128   | 228               | 966            | 7                              | 1   | 1         | 3         | 2         |          |            |            |            |               |
| 722110                 | Full-service restaurants .....                                 | 128   | 228               | 966            | 7                              | 1   | 1         | 3         | 2         |          |            |            |            |               |
| 7222                   | Limited-service eating places .....                            | 247   | 412               | 1 895          | 9                              | 1   |           | 2         | 5         | 1        |            |            |            |               |
| 72221                  | Limited-service eating places .....                            | 247   | 412               | 1 895          | 9                              | 1   |           | 2         | 5         | 1        |            |            |            |               |
| 722211                 | Limited-service restaurants .....                              | 247   | 412               | 1 895          | 9                              | 1   |           | 2         | 5         | 1        |            |            |            |               |
| <b>81</b>              | <b>Other services (except public administration)</b> .....     | <b>287</b>                                      | <b>889</b>        | <b>3 655</b>   | <b>46</b>                      | <b>31</b>   | <b>9</b>  | <b>2</b>  | <b>3</b>  | <b>1</b> |            |            |            |               |
| 813                    | Religious, grantmaking, civic, prof & like organizations ..... | 201   | 539               | 2 210          | 25                             | 15  | 6         | 1         | 2         | 1        |            |            |            |               |
| 8131                   | Religious organizations .....                                  | 135   | 393               | 1 635          | 18                             | 10  | 5         | 1         | 2         |          |            |            |            |               |
| 81311                  | Religious organizations .....                                  | 135   | 393               | 1 635          | 18                             | 10  | 5         | 1         | 2         |          |            |            |            |               |
| 813110                 | Religious organizations .....                                  | 135   | 393               | 1 635          | 18                             | 10  | 5         | 1         | 2         |          |            |            |            |               |
| <b>99</b>              | <b>Unclassified establishments</b> .....                       | <b>(A)</b>                                      | <b>(D)</b>        | <b>(D)</b>     | <b>7</b>                       | <b>7</b>  |           |           |           |          |            |            |            |               |
| <b>MCDONALD</b>        |  |   |                   |                |                                |   |           |           |           |          |            |            |            |               |
|                        | <b>Total</b> .....   | <b>5 070</b>                                    | <b>26 414</b>     | <b>115 949</b> | <b>339</b>                     | <b>204</b>  | <b>64</b> | <b>42</b> | <b>19</b> | <b>6</b> | <b>2</b>   |            |            | <b>2</b>      |
| <b>21</b>              | <b>Mining</b> .....  | <b>(A)</b>                                      | <b>(D)</b>        | <b>(D)</b>     | <b>1</b>                       | <b>1</b>  |           |           |           |          |            |            |            |               |
| <b>22</b>              | <b>Utilities</b> .....   | <b>(A)</b>                                      | <b>(D)</b>        | <b>(D)</b>     | <b>1</b>                       | <b>1</b>  |           |           |           |          |            |            |            |               |
| <b>23</b>              | <b>Construction</b> .....                                      | <b>281</b>                                      | <b>1 479</b>      | <b>7 800</b>   | <b>43</b>                      | <b>27</b>   | <b>7</b>  | <b>4</b>  | <b>5</b>  |          |            |            |            |               |
| 238                    | Specialty Trade Contractors .....                              | 149   | 600               | 2 731          | 25                             | 16  | 3         | 3         | 3         |          |            |            |            |               |
| <b>31-33</b>           | <b>Manufacturing</b> .....                                     | <b>3 059</b>                                    | <b>17 046</b>     | <b>73 957</b>  | <b>29</b>                      | <b>9</b>  | <b>4</b>  | <b>7</b>  | <b>4</b>  | <b>2</b> | <b>1</b>   |            |            | <b>2</b>      |
| 311                    | Food mfg .....   | (H)   | (D)               | (D)            | 5                              |   | 1         |           | 1         |          | 1          |            |            | 2             |
| 3116                   | Animal slaughtering & processing .....                         | (H)   | (D)               | (D)            | 4                              |   | 1         |           |           |          | 1          |            |            | 2             |
| 31161                  | Animal slaughtering & processing .....                         | (H)   | (D)               | (D)            | 4                              |   | 1         |           |           |          | 1          |            |            | 2             |
| 321                    | Wood product mfg .....   | 118   | 593               | 2 531          | 9                              | 2   | 1         | 5         | 1         |          |            |            |            |               |
| 339                    | Miscellaneous mfg .....  | (C)   | (D)               | (D)            | 3                              | 1   |           |           | 1         | 1        |            |            |            |               |
| 3399                   | Other miscellaneous mfg .....                                  | (C)   | (D)               | (D)            | 2                              |   |           |           | 1         | 1        |            |            |            |               |
| 33999                  | All other misc mfg .....                                       | (C)   | (D)               | (D)            | 2                              |   |           |           | 1         | 1        |            |            |            |               |

See footnotes at end of table.

**Table 6. Counties—Employees, Payroll, and Establishments by Industry: 2003—Con.**

[Excludes most government employees, railroad employees, and self-employed persons. Size class 1 to 4 includes establishments with payroll, but no employees, during mid-March pay period. (D) denotes figures withheld to avoid disclosing data for individual companies; the data are included in broader industry totals. Detailed industries with 100 or more employees are shown if industry was not a (D). For explanation of terms, abbreviations, and data reliability/comparability, see introductory text]

| NAICS code           | Industry   | Number of employees for week including March 12 | Payroll (\$1,000) |               | Total number of establishments | Number of establishments by employment-size class |           |           |           |           |            |            |            |               |
|----------------------|--|---|-------------------|---------------|--------------------------------|---|-----------|-----------|-----------|-----------|------------|------------|------------|---------------|
|                      |  |   | First quarter     | Annual        |                                | 1 to 4  | 5 to 9    | 10 to 19  | 20 to 49  | 50 to 99  | 100 to 249 | 250 to 499 | 500 to 999 | 1,000 or more |
| <b>MCDONALD—Con.</b> |  |   |                   |               |                                |   |           |           |           |           |            |            |            |               |
| <b>42</b>            | <b>Wholesale trade</b> .....                                     | <b>260</b>                                      | <b>1 488</b>      | <b>6 428</b>  | <b>14</b>                      | <b>7</b>  | <b>2</b>  | <b>4</b>  | —         | —         | <b>1</b>   | —          | —          | —             |
| 424                  | Merchant Wholesalers, Nondurable Goods .....                     | 211   | 1 263             | 5 480         | 7                              | 4   | —         | 2         | —         | —         | 1          | —          | —          | —             |
| 4249                 | Miscellaneous Nondurable Goods Merchant Wholesalers .....        | (C)   | (D)               | (D)           | 3                              | 1   | —         | 1         | —         | —         | 1          | —          | —          | —             |
| 42499                | Other Miscellaneous Nondurable Goods Merchant Wholesalers .....  | (C)   | (D)               | (D)           | 3                              | 1   | —         | 1         | —         | —         | 1          | —          | —          | —             |
| <b>44-45</b>         | <b>Retail trade</b> .....  | <b>497</b>                                      | <b>1 581</b>      | <b>7 187</b>  | <b>73</b>                      | <b>37</b>   | <b>20</b> | <b>13</b> | <b>2</b>  | <b>1</b>  | —          | —          | —          | —             |
| 445                  | Food & beverage stores .....                                     | 226   | 708               | 3 143         | 13                             | 2   | 3         | 5         | 2         | 1         | —          | —          | —          | —             |
| 4453                 | Beer, wine & liquor stores .....                                 | 134   | 424               | 1 933         | 6                              | 1   | 1         | 2         | 1         | 1         | —          | —          | —          | —             |
| 44531                | Beer, wine & liquor stores .....                                 | 134   | 424               | 1 933         | 6                              | 1   | 1         | 2         | 1         | 1         | —          | —          | —          | —             |
| 445310               | Beer, wine & liquor stores .....                                 | 134   | 424               | 1 933         | 6                              | 1   | 1         | 2         | 1         | 1         | —          | —          | —          | —             |
| 447                  | Gasoline stations .....  | 138   | 415               | 1 779         | 23                             | 11  | 6         | 6         | —         | —         | —          | —          | —          | —             |
| 4471                 | Gasoline stations .....  | 138   | 415               | 1 779         | 23                             | 11  | 6         | 6         | —         | —         | —          | —          | —          | —             |
| 44711                | Gasoline stations with convenience stores .....                  | 131   | 395               | 1 702         | 18                             | 6   | 6         | 6         | —         | —         | —          | —          | —          | —             |
| 447110               | Gasoline stations with convenience stores .....                  | 131   | 395               | 1 702         | 18                             | 6   | 6         | 6         | —         | —         | —          | —          | —          | —             |
| <b>48-49</b>         | <b>Transportation &amp; warehousing</b> .....                    | <b>85</b>                                       | <b>445</b>        | <b>1 652</b>  | <b>11</b>                      | <b>8</b>  | <b>2</b>  | —         | —         | <b>1</b>  | —          | —          | —          | —             |
| <b>51</b>            | <b>Information</b> .....   | <b>32</b>                                       | <b>419</b>        | <b>1 953</b>  | <b>3</b>                       | <b>1</b>  | —         | <b>2</b>  | —         | —         | —          | —          | —          | —             |
| <b>52</b>            | <b>Finance &amp; insurance</b> .....                             | <b>95</b>                                       | <b>588</b>        | <b>2 812</b>  | <b>15</b>                      | <b>9</b>  | <b>3</b>  | <b>2</b>  | <b>1</b>  | —         | —          | —          | —          | —             |
| <b>53</b>            | <b>Real estate &amp; rental &amp; leasing</b> .....              | <b>23</b>                                       | <b>66</b>         | <b>320</b>    | <b>10</b>                      | <b>9</b>  | <b>1</b>  | —         | —         | —         | —          | —          | —          | —             |
| <b>54</b>            | <b>Professional, scientific &amp; technical services</b> .....   | <b>46</b>                                       | <b>353</b>        | <b>1 194</b>  | <b>14</b>                      | <b>12</b>   | —         | <b>2</b>  | —         | —         | —          | —          | —          | —             |
| <b>55</b>            | <b>Management of companies &amp; enterprises</b> .....           | <b>(B)</b>                                      | <b>(D)</b>        | <b>(D)</b>    | <b>2</b>                       | —   | <b>1</b>  | —         | <b>1</b>  | —         | —          | —          | —          | —             |
| <b>56</b>            | <b>Admin, support, waste mgt, remediation services</b> .....     | <b>(B)</b>                                      | <b>(D)</b>        | <b>(D)</b>    | <b>9</b>                       | <b>4</b>  | <b>5</b>  | —         | —         | —         | —          | —          | —          | —             |
| <b>61</b>            | <b>Educational services</b> .....                                | <b>(A)</b>                                      | <b>(D)</b>        | <b>(D)</b>    | <b>1</b>                       | <b>1</b>  | —         | —         | —         | —         | —          | —          | —          | —             |
| <b>62</b>            | <b>Health care and social assistance</b> .....                   | <b>260</b>                                      | <b>1 600</b>      | <b>7 044</b>  | <b>31</b>                      | <b>15</b>   | <b>10</b> | <b>3</b>  | <b>1</b>  | <b>2</b>  | —          | —          | —          | —             |
| 621                  | Ambulatory health care services .....                            | 124   | 1 013             | 4 537         | 21                             | 10  | 9         | 1         | —         | 1         | —          | —          | —          | —             |
| <b>71</b>            | <b>Arts, entertainment &amp; recreation</b> .....                | <b>(A)</b>                                      | <b>(D)</b>        | <b>(D)</b>    | <b>2</b>                       | <b>2</b>  | —         | —         | —         | —         | —          | —          | —          | —             |
| <b>72</b>            | <b>Accommodation &amp; food services</b> .....                   | <b>228</b>                                      | <b>345</b>        | <b>1 673</b>  | <b>33</b>                      | <b>19</b>   | <b>6</b>  | <b>4</b>  | <b>4</b>  | —         | —          | —          | —          | —             |
| 722                  | Food services & drinking places .....                            | 220   | 329               | 1 495         | 26                             | 13  | 5         | 4         | 4         | —         | —          | —          | —          | —             |
| 7221                 | Full-service restaurants .....                                   | 107   | 187               | 810           | 18                             | 11  | 3         | 2         | 2         | —         | —          | —          | —          | —             |
| 72211                | Full-service restaurants .....                                   | 107   | 187               | 810           | 18                             | 11  | 3         | 2         | 2         | —         | —          | —          | —          | —             |
| 722110               | Full-service restaurants .....                                   | 107   | 187               | 810           | 18                             | 11  | 3         | 2         | 2         | —         | —          | —          | —          | —             |
| <b>81</b>            | <b>Other services (except public administration)</b> .....       | <b>114</b>                                      | <b>502</b>        | <b>1 806</b>  | <b>34</b>                      | <b>29</b>   | <b>3</b>  | <b>1</b>  | <b>1</b>  | —         | —          | —          | —          | —             |
| <b>99</b>            | <b>Unclassified establishments</b> .....                         | <b>8</b>  | <b>21</b>         | <b>90</b>     | <b>13</b>                      | <b>13</b>   | —         | —         | —         | —         | —          | —          | —          | —             |
| <b>MACON</b>         |  |   |                   |               |                                |   |           |           |           |           |            |            |            |               |
|                      | <b>Total</b> .....   | <b>3 499</b>                                    | <b>17 015</b>     | <b>72 355</b> | <b>399</b>                     | <b>255</b>  | <b>68</b> | <b>40</b> | <b>23</b> | <b>10</b> | <b>2</b>   | <b>1</b>   | —          | —             |
| <b>11</b>            | <b>Forestry, fishing, hunting, and agriculture support</b> ..... | <b>(B)</b>                                      | <b>(D)</b>        | <b>(D)</b>    | <b>2</b>                       | <b>1</b>  | —         | <b>1</b>  | —         | —         | —          | —          | —          | —             |
| <b>22</b>            | <b>Utilities</b> .....   | <b>(B)</b>                                      | <b>(D)</b>        | <b>(D)</b>    | <b>2</b>                       | <b>1</b>  | —         | —         | <b>1</b>  | —         | —          | —          | —          | —             |
| <b>23</b>            | <b>Construction</b> .....  | <b>158</b>                                      | <b>751</b>        | <b>3 576</b>  | <b>47</b>                      | <b>37</b>   | <b>7</b>  | <b>3</b>  | —         | —         | —          | —          | —          | —             |
| <b>31-33</b>         | <b>Manufacturing</b> .....                                       | <b>570</b>                                      | <b>4 543</b>      | <b>18 102</b> | <b>13</b>                      | <b>6</b>  | <b>3</b>  | —         | <b>3</b>  | —         | —          | <b>1</b>   | —          | —             |
| 311                  | Food mfg .....   | (E)   | (D)               | (D)           | 1                              | —   | —         | —         | —         | —         | —          | 1          | —          | —             |
| 3116                 | Animal slaughtering & processing .....                           | (E)   | (D)               | (D)           | 1                              | —   | —         | —         | —         | —         | —          | 1          | —          | —             |
| 31161                | Animal slaughtering & processing .....                           | (E)   | (D)               | (D)           | 1                              | —   | —         | —         | —         | —         | —          | 1          | —          | —             |
| <b>42</b>            | <b>Wholesale trade</b> .....                                     | <b>213</b>                                      | <b>689</b>        | <b>3 719</b>  | <b>12</b>                      | <b>5</b>  | <b>2</b>  | <b>2</b>  | <b>1</b>  | <b>2</b>  | —          | —          | —          | —             |
| 424                  | Merchant Wholesalers, Nondurable Goods .....                     | 110   | 309               | 1 806         | 7                              | 4   | —         | 2         | —         | 1         | —          | —          | —          | —             |
| <b>44-45</b>         | <b>Retail trade</b> .....  | <b>745</b>                                      | <b>2 635</b>      | <b>11 611</b> | <b>75</b>                      | <b>35</b>   | <b>21</b> | <b>12</b> | <b>4</b>  | <b>2</b>  | <b>1</b>   | —          | —          | —             |
| 441                  | Motor vehicle & parts dealers .....                              | 111   | 561               | 2 481         | 10                             | 5   | 2         | 1         | 1         | 1         | —          | —          | —          | —             |
| 444                  | Bldg material & garden equip & supp dealers .....                | 135   | 549               | 2 406         | 12                             | 5   | 2         | 3         | 2         | —         | —          | —          | —          | —             |
| 445                  | Food & beverage stores .....                                     | 156   | 448               | 1 967         | 8                              | 3   | 1         | 2         | 1         | 1         | —          | —          | —          | —             |
| 4451                 | Grocery stores .....   | (C)   | (D)               | (D)           | 5                              | 1   | 1         | 1         | 1         | 1         | —          | —          | —          | —             |
| 44511                | Grocery (except convenience) stores .....                        | 134   | 365               | 1 578         | 3                              | —   | —         | 1         | 1         | 1         | —          | —          | —          | —             |
| 445110               | Grocery (except convenience) stores .....                        | 134   | 365               | 1 578         | 3                              | —   | —         | 1         | 1         | 1         | —          | —          | —          | —             |
| 447                  | Gasoline stations .....  | 108   | 295               | 1 319         | 16                             | 5   | 7         | 4         | —         | —         | —          | —          | —          | —             |
| 4471                 | Gasoline stations .....  | 108   | 295               | 1 319         | 16                             | 5   | 7         | 4         | —         | —         | —          | —          | —          | —             |
| 44711                | Gasoline stations with convenience stores .....                  | 101   | 270               | 1 224         | 13                             | 2   | 7         | 4         | —         | —         | —          | —          | —          | —             |
| 447110               | Gasoline stations with convenience stores .....                  | 101   | 270               | 1 224         | 13                             | 2   | 7         | 4         | —         | —         | —          | —          | —          | —             |
| 452                  | General merchandise stores .....                                 | 132   | 416               | 1 902         | 4                              | 1   | 1         | 1         | —         | —         | 1          | —          | —          | —             |
| 4521                 | Department stores .....  | (C)   | (D)               | (D)           | 2                              | 1   | —         | —         | —         | —         | 1          | —          | —          | —             |
| 45211                | Department stores .....  | (C)   | (D)               | (D)           | 2                              | 1   | —         | —         | —         | —         | 1          | —          | —          | —             |
| <b>48-49</b>         | <b>Transportation &amp; warehousing</b> .....                    | <b>133</b>                                      | <b>989</b>        | <b>4 053</b>  | <b>14</b>                      | <b>10</b>   | <b>2</b>  | —         | —         | <b>2</b>  | —          | —          | —          | —             |
| 493                  | Warehousing & storage .....                                      | (C)   | (D)               | (D)           | 2                              | —   | —         | —         | —         | 2         | —          | —          | —          | —             |
| 4931                 | Warehousing & storage .....                                      | (C)   | (D)               | (D)           | 2                              | —   | —         | —         | —         | 2         | —          | —          | —          | —             |
| 49319                | Other warehousing & storage .....                                | (C)   | (D)               | (D)           | 2                              | —   | —         | —         | —         | 2         | —          | —          | —          | —             |
| <b>51</b>            | <b>Information</b> .....   | <b>61</b>                                       | <b>189</b>        | <b>768</b>    | <b>9</b>                       | <b>6</b>  | <b>1</b>  | —         | <b>2</b>  | —         | —          | —          | —          | —             |

See footnotes at end of table.

**Table 6. Counties—Employees, Payroll, and Establishments by Industry: 2003—Con.**

[Excludes most government employees, railroad employees, and self-employed persons. Size class 1 to 4 includes establishments with payroll, but no employees, during mid-March pay period. (D) denotes figures withheld to avoid disclosing data for individual companies; the data are included in broader industry totals. Detailed industries with 100 or more employees are shown if industry was not a (D). For explanation of terms, abbreviations, and data reliability/comparability, see introductory text]

| NAICS code        | Industry   | Number of employees for week including March 12 | Payroll (\$1,000) |        | Total number of establishments | Number of establishments by employment-size class |        |          |          |          |            |            |            |               |
|-------------------|--|---|-------------------|--------|--------------------------------|---|--------|----------|----------|----------|------------|------------|------------|---------------|
|                   |  |   | First quarter     | Annual |                                | 1 to 4  | 5 to 9 | 10 to 19 | 20 to 49 | 50 to 99 | 100 to 249 | 250 to 499 | 500 to 999 | 1,000 or more |
| <b>MACON—Con.</b> |  |   |                   |        |                                |   |        |          |          |          |            |            |            |               |
| 52                | <b>Finance &amp; insurance</b> .....                             | 155   | 1 153             | 4 657  | 24                             | 14  | 5      | 4        | 1        | —        | —          | —          | —          | —             |
| 522               | Credit intermediation & related activities .....                 | 127   | 975               | 3 926  | 12                             | 4   | 3      | 4        | 1        | —        | —          | —          | —          | —             |
| 5221              | Depository credit intermediation .....                           | 121   | 921               | 3 709  | 8                              | —   | 3      | 4        | 1        | —        | —          | —          | —          | —             |
| 52211             | Commercial banking .....   | 121   | 921               | 3 709  | 8                              | —   | 3      | 4        | 1        | —        | —          | —          | —          | —             |
| 522110            | Commercial banking .....   | 121   | 921               | 3 709  | 8                              | —   | 3      | 4        | 1        | —        | —          | —          | —          | —             |
| 53                | <b>Real estate &amp; rental &amp; leasing</b> .....              | 32  | 83                | 373    | 13                             | 11  | 2      | —        | —        | —        | —          | —          | —          | —             |
| 54                | <b>Professional, scientific &amp; technical services</b> .....   | 84  | 748               | 2 248  | 18                             | 13  | 2      | 2        | 1        | —        | —          | —          | —          | —             |
| 55                | <b>Management of companies &amp; enterprises</b> ..              | (A)   | (D)               | (D)    | 1                              | 1   | —      | —        | —        | —        | —          | —          | —          | —             |
| 56                | <b>Admin, support, waste mgt, remediation services</b> .....     | 114   | 678               | 3 823  | 11                             | 6   | 2      | 2        | —        | 1        | —          | —          | —          | —             |
| 61                | <b>Educational services</b> .....                                | 58  | 136               | 526    | 4                              | 1   | 1      | 1        | 1        | —        | —          | —          | —          | —             |
| 62                | <b>Health care and social assistance</b> .....                   | 503   | 2 520             | 10 165 | 32                             | 16  | 6      | 5        | 2        | 2        | 1          | —          | —          | —             |
| 621               | Ambulatory health care services .....                            | 138   | 826               | 3 304  | 20                             | 10  | 6      | 3        | —        | 1        | —          | —          | —          | —             |
| 622               | Hospitals .....  | (C)   | (D)               | (D)    | 1                              | —   | —      | —        | —        | —        | 1          | —          | —          | —             |
| 6221              | General medical & surgical hospitals .....                       | (C)   | (D)               | (D)    | 1                              | —   | —      | —        | —        | —        | 1          | —          | —          | —             |
| 62211             | General medical & surgical hospitals .....                       | (C)   | (D)               | (D)    | 1                              | —   | —      | —        | —        | —        | 1          | —          | —          | —             |
| 623               | Nursing & residential care facilities .....                      | (C)   | (D)               | (D)    | 5                              | 2   | —      | 1        | 1        | 1        | —          | —          | —          | —             |
| 71                | <b>Arts, entertainment &amp; recreation</b> .....                | 30  | 73                | 332    | 7                              | 5   | 1      | 1        | —        | —        | —          | —          | —          | —             |
| 72                | <b>Accommodation &amp; food services</b> .....                   | 394   | 764               | 3 757  | 33                             | 15  | 5      | 5        | 7        | 1        | —          | —          | —          | —             |
| 722               | Food services & drinking places .....                            | (E)   | (D)               | (D)    | 27                             | 12  | 4      | 3        | 7        | 1        | —          | —          | —          | —             |
| 7221              | Full-service restaurants .....                                   | 153   | 303               | 1 440  | 13                             | 6   | 4      | —        | 2        | 1        | —          | —          | —          | —             |
| 72211             | Full-service restaurants .....                                   | 153   | 303               | 1 440  | 13                             | 6   | 4      | —        | 2        | 1        | —          | —          | —          | —             |
| 722110            | Full-service restaurants .....                                   | 153   | 303               | 1 440  | 13                             | 6   | 4      | —        | 2        | 1        | —          | —          | —          | —             |
| 7222              | Limited-service eating places .....                              | 204   | 362               | 1 732  | 13                             | 5   | —      | 3        | 5        | —        | —          | —          | —          | —             |
| 72221             | Limited-service eating places .....                              | 204   | 362               | 1 732  | 13                             | 5   | —      | 3        | 5        | —        | —          | —          | —          | —             |
| 81                | <b>Other services (except public administration)</b> .....       | 160   | 481               | 2 041  | 53                             | 43  | 8      | 2        | —        | —        | —          | —          | —          | —             |
| 99                | <b>Unclassified establishments</b> .....                         | 20  | 46                | 184    | 29                             | 29  | —      | —        | —        | —        | —          | —          | —          | —             |
| <b>MADISON</b>    |  |   |                   |        |                                |   |        |          |          |          |            |            |            |               |
|                   | <b>Total</b> .....   | 2 714   | 11 142            | 46 997 | 278                            | 181   | 45     | 27       | 14       | 5        | 6          | —          | —          | —             |
| 11                | <b>Forestry, fishing, hunting, and agriculture support</b> ..... | (A)   | (D)               | (D)    | 2                              | 2   | —      | —        | —        | —        | —          | —          | —          | —             |
| 21                | <b>Mining</b> .....  | (A)   | (D)               | (D)    | 1                              | 1   | —      | —        | —        | —        | —          | —          | —          | —             |
| 22                | <b>Utilities</b> .....   | (B)   | (D)               | (D)    | 2                              | —   | 1      | —        | —        | 1        | —          | —          | —          | —             |
| 23                | <b>Construction</b> .....  | 110   | 434               | 2 465  | 38                             | 31  | 5      | 1        | 1        | —        | —          | —          | —          | —             |
| 31-33             | <b>Manufacturing</b> .....                                       | 464   | 2 266             | 8 883  | 15                             | 9   | 1      | —        | 3        | —        | 2          | —          | —          | —             |
| 315               | Apparel manufacturing .....                                      | (C)   | (D)               | (D)    | 4                              | 2   | —      | —        | 1        | —        | 1          | —          | —          | —             |
| 3159              | Apparel accessories & other apparel mfg .....                    | (C)   | (D)               | (D)    | 1                              | —   | —      | —        | —        | —        | 1          | —          | —          | —             |
| 31599             | Apparel accessories & other apparel mfg .....                    | (C)   | (D)               | (D)    | 1                              | —   | —      | —        | —        | —        | 1          | —          | —          | —             |
| 321               | Wood product mfg .....   | (C)   | (D)               | (D)    | 5                              | 3   | 1      | —        | —        | —        | 1          | —          | —          | —             |
| 3219              | Other wood product mfg .....                                     | (C)   | (D)               | (D)    | 1                              | —   | —      | —        | —        | —        | 1          | —          | —          | —             |
| 32192             | Wood container & pallet mfg .....                                | (C)   | (D)               | (D)    | 1                              | —   | —      | —        | —        | —        | 1          | —          | —          | —             |
| 42                | <b>Wholesale trade</b> .....                                     | (B)   | (D)               | (D)    | 11                             | 8   | 2      | 1        | —        | —        | —          | —          | —          | —             |
| 44-45             | <b>Retail trade</b> .....  | 531   | 2 165             | 9 451  | 48                             | 24  | 11     | 9        | 2        | 1        | 1          | —          | —          | —             |
| 445               | Food & beverage stores .....                                     | (C)   | (D)               | (D)    | 6                              | 2   | 2      | 1        | —        | —        | 1          | —          | —          | —             |
| 4451              | Grocery stores .....   | (C)   | (D)               | (D)    | 4                              | 1   | 1      | 1        | —        | —        | 1          | —          | —          | —             |
| 44511             | Grocery (except convenience) stores .....                        | (C)   | (D)               | (D)    | 4                              | 1   | 1      | 1        | —        | —        | 1          | —          | —          | —             |
| 452               | General merchandise stores .....                                 | (C)   | (D)               | (D)    | 3                              | —   | 2      | —        | —        | 1        | —          | —          | —          | —             |
| 48-49             | <b>Transportation &amp; warehousing</b> .....                    | 340   | 1 484             | 5 637  | 23                             | 14  | 2      | 5        | —        | —        | 2          | —          | —          | —             |
| 485               | Transit & ground passenger transportation .....                  | (C)   | (D)               | (D)    | 3                              | —   | —      | 2        | —        | —        | 1          | —          | —          | —             |
| 4859              | Oth transit & ground passenger transportation ..                 | (C)   | (D)               | (D)    | 1                              | —   | —      | —        | —        | —        | 1          | —          | —          | —             |
| 48599             | Oth transit & ground passenger transportation ..                 | (C)   | (D)               | (D)    | 1                              | —   | —      | —        | —        | —        | 1          | —          | —          | —             |
| 493               | Warehousing & storage .....                                      | (C)   | (D)               | (D)    | 1                              | —   | —      | —        | —        | —        | 1          | —          | —          | —             |
| 4931              | Warehousing & storage .....                                      | (C)   | (D)               | (D)    | 1                              | —   | —      | —        | —        | —        | 1          | —          | —          | —             |
| 49311             | General warehousing & storage .....                              | (C)   | (D)               | (D)    | 1                              | —   | —      | —        | —        | —        | 1          | —          | —          | —             |
| 51                | <b>Information</b> .....   | (B)   | (D)               | (D)    | 3                              | 1   | —      | 2        | —        | —        | —          | —          | —          | —             |
| 52                | <b>Finance &amp; insurance</b> .....                             | 80  | 410               | 1 779  | 17                             | 14  | 1      | 1        | 1        | —        | —          | —          | —          | —             |
| 53                | <b>Real estate &amp; rental &amp; leasing</b> .....              | (A)   | (D)               | (D)    | 7                              | 7   | —      | —        | —        | —        | —          | —          | —          | —             |
| 54                | <b>Professional, scientific &amp; technical services</b> .....   | (B)   | (D)               | (D)    | 8                              | 4   | 2      | 1        | 1        | —        | —          | —          | —          | —             |
| 56                | <b>Admin, support, waste mgt, remediation services</b> .....     | (B)   | (D)               | (D)    | 12                             | 9   | 2      | 1        | —        | —        | —          | —          | —          | —             |
| 61                | <b>Educational services</b> .....                                | (A)   | (D)               | (D)    | 1                              | 1   | —      | —        | —        | —        | —          | —          | —          | —             |

See footnotes at end of table.

**Table 6. Counties—Employees, Payroll, and Establishments by Industry: 2003—Con.**

[Excludes most government employees, railroad employees, and self-employed persons. Size class 1 to 4 includes establishments with payroll, but no employees, during mid-March pay period. (D) denotes figures withheld to avoid disclosing data for individual companies; the data are included in broader industry totals. Detailed industries with 100 or more employees are shown if industry was not a (D). For explanation of terms, abbreviations, and data reliability/comparability, see introductory text]

| NAICS code          | Industry   | Number of employees for week including March 12 | Payroll (\$1,000) |                | Total number of establishments | Number of establishments by employment-size class |            |            |           |           |            |            |            |               |
|---------------------|--|---|-------------------|----------------|--------------------------------|---|------------|------------|-----------|-----------|------------|------------|------------|---------------|
|                     |  |   | First quarter     | Annual         |                                | 1 to 4  | 5 to 9     | 10 to 19   | 20 to 49  | 50 to 99  | 100 to 249 | 250 to 499 | 500 to 999 | 1,000 or more |
| <b>MADISON—Con.</b> |  |   |                   |                |                                |   |            |            |           |           |            |            |            |               |
| <b>62</b>           | <b>Health care and social assistance . . . . .</b>                   | <b>514</b>                                      | <b>1 930</b>      | <b>8 277</b>   | <b>20</b>                      | <b>8</b>  | <b>6</b>   | <b>1</b>   | <b>2</b>  | <b>2</b>  | <b>1</b>   | —          | —          | —             |
| 622                 | Hospitals . . . . .  | (C)   | (D)               | (D)            | 1                              | —   | —          | —          | —         | —         | 1          | —          | —          | —             |
| 6221                | General medical & surgical hospitals . . . . .                       | (C)   | (D)               | (D)            | 1                              | —   | —          | —          | —         | —         | 1          | —          | —          | —             |
| 62211               | General medical & surgical hospitals . . . . .                       | (C)   | (D)               | (D)            | 1                              | —   | —          | —          | —         | —         | 1          | —          | —          | —             |
| 623                 | Nursing & residential care facilities . . . . .                      | (C)   | (D)               | (D)            | 2                              | —   | —          | —          | 1         | 1         | —          | —          | —          | —             |
| 624                 | Social assistance . . . . .  | 126   | 198               | 788            | 8                              | 3   | 2          | 1          | 1         | 1         | —          | —          | —          | —             |
| <b>71</b>           | <b>Arts, entertainment &amp; recreation . . . . .</b>                | <b>(A)</b>                                      | <b>(D)</b>        | <b>(D)</b>     | <b>2</b>                       | <b>2</b>  | —          | —          | —         | —         | —          | —          | —          | —             |
| <b>72</b>           | <b>Accommodation &amp; food services . . . . .</b>                   | <b>267</b>                                      | <b>402</b>        | <b>1 870</b>   | <b>21</b>                      | <b>8</b>  | <b>4</b>   | <b>4</b>   | <b>4</b>  | <b>1</b>  | —          | —          | —          | —             |
| 722                 | Food services & drinking places . . . . .                            | 240   | 354               | 1 602          | 16                             | 5   | 3          | 3          | 4         | 1         | —          | —          | —          | —             |
| 7222                | Limited-service eating places . . . . .                              | 161   | 226               | 1 022          | 7                              | 1   | 1          | 1          | 3         | 1         | —          | —          | —          | —             |
| 72221               | Limited-service eating places . . . . .                              | 161   | 226               | 1 022          | 7                              | 1   | 1          | 1          | 3         | 1         | —          | —          | —          | —             |
| <b>81</b>           | <b>Other services (except public administration) . . . . .</b>       | <b>121</b>                                      | <b>327</b>        | <b>1 450</b>   | <b>35</b>                      | <b>26</b>   | <b>8</b>   | <b>1</b>   | —         | —         | —          | —          | —          | —             |
| <b>99</b>           | <b>Unclassified establishments . . . . .</b>                         | <b>(A)</b>                                      | <b>(D)</b>        | <b>(D)</b>     | <b>12</b>                      | <b>12</b>   | —          | —          | —         | —         | —          | —          | —          | —             |
| <b>MARIES</b>       |  |   |                   |                |                                |   |            |            |           |           |            |            |            |               |
|                     | <b>Total . . . . .</b>   | <b>1 184</b>                                    | <b>5 730</b>      | <b>25 568</b>  | <b>154</b>                     | <b>95</b>   | <b>31</b>  | <b>15</b>  | <b>8</b>  | <b>3</b>  | <b>2</b>   | —          | —          | —             |
| <b>11</b>           | <b>Forestry, fishing, hunting, and agriculture support . . . . .</b> | <b>(A)</b>                                      | <b>(D)</b>        | <b>(D)</b>     | <b>2</b>                       | <b>2</b>  | —          | —          | —         | —         | —          | —          | —          | —             |
| <b>23</b>           | <b>Construction . . . . .</b>  | <b>19</b>                                       | <b>106</b>        | <b>539</b>     | <b>11</b>                      | <b>10</b>   | <b>1</b>   | —          | —         | —         | —          | —          | —          | —             |
| <b>31-33</b>        | <b>Manufacturing . . . . .</b>                                       | <b>158</b>                                      | <b>1 461</b>      | <b>6 039</b>   | <b>8</b>                       | <b>2</b>  | <b>3</b>   | <b>2</b>   | —         | —         | <b>1</b>   | —          | —          | —             |
| 325                 | Chemical mfg . . . . .   | (C)   | (D)               | (D)            | 2                              | —   | —          | 1          | —         | —         | 1          | —          | —          | —             |
| 3251                | Basic chemical mfg . . . . .   | (C)   | (D)               | (D)            | 1                              | —   | —          | —          | —         | —         | 1          | —          | —          | —             |
| 32519               | Other basic organic chemical mfg . . . . .                           | (C)   | (D)               | (D)            | 1                              | —   | —          | —          | —         | —         | 1          | —          | —          | —             |
| <b>42</b>           | <b>Wholesale trade . . . . .</b>                                     | <b>82</b>                                       | <b>274</b>        | <b>1 172</b>   | <b>13</b>                      | <b>6</b>  | <b>6</b>   | —          | <b>1</b>  | —         | —          | —          | —          | —             |
| <b>44-45</b>        | <b>Retail trade . . . . .</b>  | <b>255</b>                                      | <b>1 009</b>      | <b>4 090</b>   | <b>31</b>                      | <b>13</b>   | <b>12</b>  | <b>2</b>   | <b>3</b>  | <b>1</b>  | —          | —          | —          | —             |
| <b>48-49</b>        | <b>Transportation &amp; warehousing . . . . .</b>                    | <b>153</b>                                      | <b>1 228</b>      | <b>5 834</b>   | <b>8</b>                       | <b>2</b>  | <b>1</b>   | <b>2</b>   | <b>2</b>  | <b>1</b>  | —          | —          | —          | —             |
| <b>52</b>           | <b>Finance &amp; insurance . . . . .</b>                             | <b>(B)</b>                                      | <b>(D)</b>        | <b>(D)</b>     | <b>7</b>                       | <b>5</b>  | <b>1</b>   | —          | —         | <b>1</b>  | —          | —          | —          | —             |
| <b>53</b>           | <b>Real estate &amp; rental &amp; leasing . . . . .</b>              | <b>(A)</b>                                      | <b>(D)</b>        | <b>(D)</b>     | <b>4</b>                       | <b>3</b>  | <b>1</b>   | —          | —         | —         | —          | —          | —          | —             |
| <b>54</b>           | <b>Professional, scientific &amp; technical services . . . . .</b>   | <b>(B)</b>                                      | <b>(D)</b>        | <b>(D)</b>     | <b>7</b>                       | <b>6</b>  | —          | <b>1</b>   | —         | —         | —          | —          | —          | —             |
| <b>55</b>           | <b>Management of companies &amp; enterprises . . . . .</b>           | <b>2</b>  | <b>24</b>         | <b>195</b>     | <b>3</b>                       | <b>3</b>  | —          | —          | —         | —         | —          | —          | —          | —             |
| <b>56</b>           | <b>Admin, support, waste mgt, remediation services . . . . .</b>     | <b>(B)</b>                                      | <b>(D)</b>        | <b>(D)</b>     | <b>5</b>                       | <b>4</b>  | —          | <b>1</b>   | —         | —         | —          | —          | —          | —             |
| <b>62</b>           | <b>Health care and social assistance . . . . .</b>                   | <b>218</b>                                      | <b>654</b>        | <b>3 271</b>   | <b>17</b>                      | <b>10</b>   | <b>5</b>   | —          | <b>1</b>  | —         | <b>1</b>   | —          | —          | —             |
| 623                 | Nursing & residential care facilities . . . . .                      | (C)   | (D)               | (D)            | 3                              | 1   | —          | —          | 1         | —         | 1          | —          | —          | —             |
| 6231                | Nursing care facilities . . . . .                                    | (C)   | (D)               | (D)            | 1                              | —   | —          | —          | —         | —         | 1          | —          | —          | —             |
| 62311               | Nursing care facilities . . . . .                                    | (C)   | (D)               | (D)            | 1                              | —   | —          | —          | —         | —         | 1          | —          | —          | —             |
| <b>71</b>           | <b>Arts, entertainment &amp; recreation . . . . .</b>                | <b>(A)</b>                                      | <b>(D)</b>        | <b>(D)</b>     | <b>1</b>                       | <b>1</b>  | —          | —          | —         | —         | —          | —          | —          | —             |
| <b>72</b>           | <b>Accommodation &amp; food services . . . . .</b>                   | <b>105</b>                                      | <b>115</b>        | <b>579</b>     | <b>16</b>                      | <b>9</b>  | <b>1</b>   | <b>5</b>   | <b>1</b>  | —         | —          | —          | —          | —             |
| 722                 | Food services & drinking places . . . . .                            | (C)   | (D)               | (D)            | 15                             | 8   | 1          | 5          | 1         | —         | —          | —          | —          | —             |
| <b>81</b>           | <b>Other services (except public administration) . . . . .</b>       | <b>47</b>                                       | <b>133</b>        | <b>534</b>     | <b>17</b>                      | <b>15</b>   | —          | <b>2</b>   | —         | —         | —          | —          | —          | —             |
| <b>99</b>           | <b>Unclassified establishments . . . . .</b>                         | <b>(A)</b>                                      | <b>(D)</b>        | <b>(D)</b>     | <b>4</b>                       | <b>4</b>  | —          | —          | —         | —         | —          | —          | —          | —             |
| <b>MARION</b>       |  |   |                   |                |                                |   |            |            |           |           |            |            |            |               |
|                     | <b>Total . . . . .</b>   | <b>11 778</b>                                   | <b>67 934</b>     | <b>285 864</b> | <b>917</b>                     | <b>510</b>  | <b>168</b> | <b>116</b> | <b>88</b> | <b>21</b> | <b>7</b>   | <b>5</b>   | <b>2</b>   | —             |
| <b>21</b>           | <b>Mining . . . . .</b>  | <b>(B)</b>                                      | <b>(D)</b>        | <b>(D)</b>     | <b>6</b>                       | <b>3</b>  | <b>1</b>   | <b>1</b>   | <b>1</b>  | —         | —          | —          | —          | —             |
| <b>22</b>           | <b>Utilities . . . . .</b>   | <b>104</b>                                      | <b>1 141</b>      | <b>4 906</b>   | <b>4</b>                       | —   | <b>1</b>   | <b>1</b>   | <b>1</b>  | <b>1</b>  | —          | —          | —          | —             |
| 221                 | Utilities . . . . .  | 104   | 1 141             | 4 906          | 4                              | —   | 1          | 1          | 1         | 1         | —          | —          | —          | —             |
| <b>23</b>           | <b>Construction . . . . .</b>  | <b>554</b>                                      | <b>4 035</b>      | <b>25 095</b>  | <b>73</b>                      | <b>52</b>   | <b>12</b>  | <b>5</b>   | <b>2</b>  | <b>1</b>  | <b>1</b>   | —          | —          | —             |
| 236                 | Construction of Buildings . . . . .                                  | (C)   | (D)               | (D)            | 25                             | 18  | 4          | 2          | 1         | —         | —          | —          | —          | —             |
| 237                 | Heavy and Civil Engineering Construction . . . . .                   | (E)   | (D)               | (D)            | 6                              | 2   | 2          | —          | —         | 1         | 1          | —          | —          | —             |
| 2373                | Highway, Street, and Bridge Construction . . . . .                   | (E)   | (D)               | (D)            | 2                              | —   | —          | —          | —         | 1         | 1          | —          | —          | —             |
| 23731               | Highway, Street, and Bridge Construction . . . . .                   | (E)   | (D)               | (D)            | 2                              | —   | —          | —          | —         | 1         | 1          | —          | —          | —             |
| 238                 | Specialty Trade Contractors . . . . .                                | 161   | 829               | 3 901          | 42                             | 32  | 6          | 3          | 1         | —         | —          | —          | —          | —             |

See footnotes at end of table.

**Table 6. Counties—Employees, Payroll, and Establishments by Industry: 2003—Con.**

[Excludes most government employees, railroad employees, and self-employed persons. Size class 1 to 4 includes establishments with payroll, but no employees, during mid-March pay period. (D) denotes figures withheld to avoid disclosing data for individual companies; the data are included in broader industry totals. Detailed industries with 100 or more employees are shown if industry was not a (D). For explanation of terms, abbreviations, and data reliability/comparability, see introductory text]

| NAICS code         | Industry   | Number of employees for week including March 12 | Payroll (\$1,000) |                | Total number of establishments | Number of establishments by employment-size class |           |           |           |          |            |            |            |               |
|--------------------|--|---|-------------------|----------------|--------------------------------|---|-----------|-----------|-----------|----------|------------|------------|------------|---------------|
|                    |  |   | First quarter     | Annual         |                                | 1 to 4  | 5 to 9    | 10 to 19  | 20 to 49  | 50 to 99 | 100 to 249 | 250 to 499 | 500 to 999 | 1,000 or more |
| <b>MARION—Con.</b> |  |   |                   |                |                                |   |           |           |           |          |            |            |            |               |
| <b>31-33</b>       | <b>Manufacturing</b>   | <b>3 440</b>                                    | <b>27 366</b>     | <b>110 247</b> | <b>43</b>                      | <b>9</b>  | <b>5</b>  | <b>9</b>  | <b>11</b> | <b>2</b> | <b>2</b>   | <b>3</b>   | <b>2</b>   | —             |
| 311                | Food mfg   | (F)   | (D)               | (D)            | 2                              | 1   | —         | —         | —         | —        | —          | —          | 1          | —             |
| 3114               | Fruit & veg preserving & specialty food mfg                              | (F)   | (D)               | (D)            | 1                              | —   | —         | —         | —         | —        | —          | —          | 1          | —             |
| 31142              | Fruit & veg canning, pickling & drying                                   | (F)   | (D)               | (D)            | 1                              | —   | —         | —         | —         | —        | —          | —          | 1          | —             |
| 325                | Chemical mfg   | (E)   | (D)               | (D)            | 3                              | —   | —         | 1         | 1         | —        | —          | —          | 1          | —             |
| 3253               | Pesticide, fertilizer & oth ag chemical mfg                              | (E)   | (D)               | (D)            | 2                              | —   | —         | —         | 1         | —        | —          | —          | 1          | —             |
| 32532              | Pesticide & other agricultural chemical mfg                              | (E)   | (D)               | (D)            | 1                              | —   | —         | —         | —         | —        | —          | —          | 1          | —             |
| 326                | Plastics & rubber products mfg   | (F)   | (D)               | (D)            | 4                              | —   | —         | —         | 2         | 1        | —          | —          | —          | 1             |
| 3262               | Rubber product mfg   | (F)   | (D)               | (D)            | 2                              | —   | —         | —         | 1         | —        | —          | —          | —          | 1             |
| 32622              | Rubber & plastics hoses & belting mfg                                    | (F)   | (D)               | (D)            | 2                              | —   | —         | —         | 1         | —        | —          | —          | —          | 1             |
| 331                | Primary metal mfg  | (E)   | (D)               | (D)            | 1                              | —   | —         | —         | —         | —        | —          | —          | 1          | —             |
| 3315               | Foundries  | (E)   | (D)               | (D)            | 1                              | —   | —         | —         | —         | —        | —          | —          | 1          | —             |
| 33152              | Nonferrous metal foundries   | (E)   | (D)               | (D)            | 1                              | —   | —         | —         | —         | —        | —          | —          | 1          | —             |
| 332                | Fabricated metal product mfg   | 131   | 996               | 3 895          | 7                              | 1   | 2         | 2         | 1         | 1        | —          | —          | —          | —             |
| 333                | Machinery mfg  | 425   | 3 256             | 12 854         | 5                              | 1   | 1         | —         | 1         | 1        | —          | —          | —          | —             |
| 3339               | Other general purpose machinery mfg                                      | (E)   | (D)               | (D)            | 1                              | —   | —         | —         | —         | —        | —          | —          | 1          | —             |
| 33399              | All other general purpose machinery mfg                                  | (E)   | (D)               | (D)            | 1                              | —   | —         | —         | —         | —        | —          | —          | 1          | —             |
| 336                | Transportation equipment mfg   | (E)   | (D)               | (D)            | 3                              | —   | —         | —         | 1         | —        | —          | —          | 2          | —             |
| 3363               | Motor vehicle parts mfg  | (E)   | (D)               | (D)            | 3                              | —   | —         | —         | 1         | —        | —          | —          | 2          | —             |
| 33634              | Motor vehicle brake system mfg   | (C)   | (D)               | (D)            | 1                              | —   | —         | —         | —         | —        | —          | —          | 1          | —             |
| 33639              | Other motor vehicle parts mfg  | (C)   | (D)               | (D)            | 1                              | —   | —         | —         | —         | —        | —          | —          | 1          | —             |
| <b>42</b>          | <b>Wholesale trade</b>   | <b>315</b>                                      | <b>2 079</b>      | <b>8 685</b>   | <b>39</b>                      | <b>20</b>   | <b>9</b>  | <b>5</b>  | <b>5</b>  | —        | —          | —          | —          | —             |
| 423                | Merchant Wholesalers, Durable Goods                                      | 203   | 1 383             | 5 810          | 25                             | 13  | 6         | 3         | 3         | —        | —          | —          | —          | —             |
| 424                | Merchant Wholesalers, Nondurable Goods                                   | 112   | 696               | 2 875          | 14                             | 7   | 3         | 2         | 2         | —        | —          | —          | —          | —             |
| <b>44-45</b>       | <b>Retail trade</b>  | <b>1 882</b>                                    | <b>7 875</b>      | <b>32 858</b>  | <b>164</b>                     | <b>77</b>   | <b>39</b> | <b>26</b> | <b>15</b> | <b>6</b> | —          | <b>1</b>   | —          | —             |
| 441                | Motor vehicle & parts dealers  | 272   | 1 591             | 6 716          | 29                             | 15  | 8         | 3         | 1         | 2        | —          | —          | —          | —             |
| 4411               | Automobile dealers   | 185   | 1 069             | 4 557          | 15                             | 11  | —         | 1         | 1         | 2        | —          | —          | —          | —             |
| 44111              | New car dealers  | 172   | 1 007             | 4 263          | 6                              | 2   | —         | 1         | 1         | 2        | —          | —          | —          | —             |
| 441110             | New car dealers  | 172   | 1 007             | 4 263          | 6                              | 2   | —         | 1         | 1         | 2        | —          | —          | —          | —             |
| 444                | Bldg material & garden equip & supp dealers                              | 137   | 618               | 2 679          | 16                             | 9   | 3         | 1         | 3         | —        | —          | —          | —          | —             |
| 4441               | Building material & supplies dealers                                     | 107   | 470               | 1 938          | 12                             | 6   | 3         | 1         | 2         | —        | —          | —          | —          | —             |
| 445                | Food & beverage stores   | 336   | 1 079             | 4 260          | 13                             | 2   | 3         | 2         | 3         | 3        | —          | —          | —          | —             |
| 4451               | Grocery stores   | (E)   | (D)               | (D)            | 10                             | —   | 2         | 2         | 3         | 3        | —          | —          | —          | —             |
| 44511              | Grocery (except convenience) stores                                      | 301   | 987               | 3 845          | 9                              | —   | 2         | 2         | 2         | 3        | —          | —          | —          | —             |
| 445110             | Grocery (except convenience) stores                                      | 301   | 987               | 3 845          | 9                              | —   | 2         | 2         | 2         | 3        | —          | —          | —          | —             |
| 447                | Gasoline stations  | 252   | 906               | 4 294          | 30                             | 9   | 10        | 9         | 2         | —        | —          | —          | —          | —             |
| 4471               | Gasoline stations  | 252   | 906               | 4 294          | 30                             | 9   | 10        | 9         | 2         | —        | —          | —          | —          | —             |
| 44711              | Gasoline stations with convenience stores                                | 223   | 786               | 3 664          | 27                             | 8   | 10        | 7         | 2         | —        | —          | —          | —          | —             |
| 447110             | Gasoline stations with convenience stores                                | 223   | 786               | 3 664          | 27                             | 8   | 10        | 7         | 2         | —        | —          | —          | —          | —             |
| 452                | General merchandise stores   | 484   | 1 790             | 7 982          | 9                              | 2   | 1         | 3         | 1         | 1        | —          | —          | 1          | —             |
| 4529               | Other general merchandise stores   | (E)   | (D)               | (D)            | 8                              | 2   | 1         | 3         | 1         | —        | —          | —          | 1          | —             |
| 45291              | Warehouse clubs & superstores  | (E)   | (D)               | (D)            | 1                              | —   | —         | —         | —         | —        | —          | —          | 1          | —             |
| <b>48-49</b>       | <b>Transportation &amp; warehousing</b>                                  | <b>217</b>                                      | <b>1 606</b>      | <b>7 693</b>   | <b>27</b>                      | <b>15</b>   | <b>4</b>  | <b>6</b>  | <b>1</b>  | <b>1</b> | —          | —          | —          | —             |
| 484                | Truck transportation   | (C)   | (D)               | (D)            | 22                             | 13  | 3         | 5         | —         | 1        | —          | —          | —          | —             |
| <b>51</b>          | <b>Information</b>   | <b>342</b>                                      | <b>1 878</b>      | <b>7 603</b>   | <b>18</b>                      | <b>9</b>  | <b>3</b>  | —         | <b>5</b>  | —        | <b>1</b>   | —          | —          | —             |
| 518                | Internet Service Providers, Web Search Portals, and Data Processing Serv | (C)   | (D)               | (D)            | 2                              | —   | 1         | —         | —         | —        | —          | —          | 1          | —             |
| 5182               | Data Processing, Hosting, and Related Services                           | (C)   | (D)               | (D)            | 1                              | —   | —         | —         | —         | —        | —          | —          | 1          | —             |
| 51821              | Data Processing, Hosting, and Related Services                           | (C)   | (D)               | (D)            | 1                              | —   | —         | —         | —         | —        | —          | —          | 1          | —             |
| <b>52</b>          | <b>Finance &amp; insurance</b>   | <b>348</b>                                      | <b>2 448</b>      | <b>10 240</b>  | <b>63</b>                      | <b>41</b>   | <b>13</b> | <b>5</b>  | <b>4</b>  | —        | —          | —          | —          | —             |
| 522                | Credit intermediation & related activities                               | 274   | 1 845             | 7 285          | 33                             | 16  | 9         | 4         | 4         | —        | —          | —          | —          | —             |
| 5221               | Depository credit intermediation   | 236   | 1 587             | 6 283          | 25                             | 11  | 7         | 3         | 4         | —        | —          | —          | —          | —             |
| 52211              | Commercial banking   | 181   | 1 319             | 5 040          | 16                             | 4   | 7         | 2         | 3         | —        | —          | —          | —          | —             |
| 522110             | Commercial banking   | 181   | 1 319             | 5 040          | 16                             | 4   | 7         | 2         | 3         | —        | —          | —          | —          | —             |
| <b>53</b>          | <b>Real estate &amp; rental &amp; leasing</b>                            | <b>111</b>                                      | <b>422</b>        | <b>1 765</b>   | <b>33</b>                      | <b>24</b>   | <b>6</b>  | <b>3</b>  | —         | —        | —          | —          | —          | —             |
| <b>54</b>          | <b>Professional, scientific &amp; technical services</b>                 | <b>306</b>                                      | <b>1 807</b>      | <b>7 684</b>   | <b>45</b>                      | <b>21</b>   | <b>12</b> | <b>9</b>  | <b>3</b>  | —        | —          | —          | —          | —             |
| 541                | Professional, scientific & technical services                            | 306   | 1 807             | 7 684          | 45                             | 21  | 12        | 9         | 3         | —        | —          | —          | —          | —             |
| <b>55</b>          | <b>Management of companies &amp; enterprises</b>                         | <b>(B)</b>                                      | <b>(D)</b>        | <b>(D)</b>     | <b>3</b>                       | <b>1</b>  | —         | <b>2</b>  | —         | —        | —          | —          | —          | —             |
| <b>56</b>          | <b>Admin, support, waste mgt, remediation services</b>                   | <b>168</b>                                      | <b>633</b>        | <b>2 772</b>   | <b>25</b>                      | <b>20</b>   | <b>2</b>  | <b>1</b>  | <b>1</b>  | <b>1</b> | —          | —          | —          | —             |
| 561                | Administrative & support services  | 156   | 575               | 2 498          | 22                             | 19  | —         | 1         | 1         | 1        | —          | —          | —          | —             |
| <b>61</b>          | <b>Educational services</b>  | <b>449</b>                                      | <b>1 541</b>      | <b>6 414</b>   | <b>8</b>                       | <b>4</b>  | <b>2</b>  | —         | —         | —        | <b>1</b>   | <b>1</b>   | —          | —             |
| 611                | Educational services   | 449   | 1 541             | 6 414          | 8                              | 4   | 2         | —         | —         | —        | 1          | 1          | —          | —             |
| 6111               | Elementary & secondary schools   | (C)   | (D)               | (D)            | 3                              | 1   | 1         | —         | —         | —        | 1          | —          | —          | —             |
| 61111              | Elementary & secondary schools   | (C)   | (D)               | (D)            | 3                              | 1   | 1         | —         | —         | —        | 1          | —          | —          | —             |
| 6113               | Colleges, universities & professional schools                            | (E)   | (D)               | (D)            | 1                              | —   | —         | —         | —         | —        | —          | —          | 1          | —             |
| 61131              | Colleges, universities & professional schools                            | (E)   | (D)               | (D)            | 1                              | —   | —         | —         | —         | —        | —          | —          | 1          | —             |

See footnotes at end of table.

**Table 6. Counties—Employees, Payroll, and Establishments by Industry: 2003—Con.**

[Excludes most government employees, railroad employees, and self-employed persons. Size class 1 to 4 includes establishments with payroll, but no employees, during mid-March pay period. (D) denotes figures withheld to avoid disclosing data for individual companies; the data are included in broader industry totals. Detailed industries with 100 or more employees are shown if industry was not a (D). For explanation of terms, abbreviations, and data reliability/comparability, see introductory text]

| NAICS code         | Industry   | Number of employees for week including March 12 | Payroll (\$1,000) |               | Total number of establishments | Number of establishments by employment-size class |           |           |           |          |            |            |            |               |
|--------------------|--|---|-------------------|---------------|--------------------------------|---|-----------|-----------|-----------|----------|------------|------------|------------|---------------|
|                    |  |   | First quarter     | Annual        |                                | 1 to 4  | 5 to 9    | 10 to 19  | 20 to 49  | 50 to 99 | 100 to 249 | 250 to 499 | 500 to 999 | 1,000 or more |
| <b>MARION—Con.</b> |  |   |                   |               |                                |   |           |           |           |          |            |            |            |               |
| <b>62</b>          | <b>Health care and social assistance</b> .....                 | <b>1 566</b>                                    | <b>9 613</b>      | <b>34 279</b> | <b>89</b>                      | <b>29</b>   | <b>20</b> | <b>19</b> | <b>14</b> | <b>5</b> | <b>2</b>   | —          | —          | —             |
| 621                | Ambulatory health care services .....                          | 696   | 6 617             | 22 735        | 52                             | 21  | 13        | 9         | 6         | 3        | —          | —          | —          | —             |
| 6211               | Offices of physicians .....                                    | 353   | 4 622             | 14 585        | 19                             | 8   | 3         | 4         | 2         | 2        | —          | —          | —          | —             |
| 62111              | Offices of physicians .....                                    | 353   | 4 622             | 14 585        | 19                             | 8   | 3         | 4         | 2         | 2        | —          | —          | —          | —             |
| 623                | Nursing & residential care facilities .....                    | 694   | 2 495             | 9 544         | 23                             | 3   | 4         | 7         | 5         | 2        | 2          | —          | —          | —             |
| 6231               | Nursing care facilities .....                                  | 310   | 1 115             | 4 239         | 5                              | —   | —         | —         | 3         | 1        | 1          | —          | —          | —             |
| 62311              | Nursing care facilities .....                                  | 310   | 1 115             | 4 239         | 5                              | —   | —         | —         | 3         | 1        | 1          | —          | —          | —             |
| 623110             | Nursing care facilities .....                                  | 310   | 1 115             | 4 239         | 5                              | —   | —         | —         | 3         | 1        | 1          | —          | —          | —             |
| 6232               | Residential mental retardation, health facil .....             | 216   | 810               | 3 125         | 13                             | 1   | 4         | 6         | 1         | 1        | —          | —          | —          | —             |
| 62321              | Residential mental retardation facilities .....                | 126   | 465               | 1 774         | 10                             | 1   | 3         | 5         | 1         | —        | —          | —          | —          | —             |
| 623210             | Residential mental retardation facilities .....                | 126   | 465               | 1 774         | 10                             | 1   | 3         | 5         | 1         | —        | —          | —          | —          | —             |
| 6233               | Community care facilities for the elderly .....                | 168   | 570               | 2 180         | 5                              | 2   | —         | 1         | 1         | —        | 1          | —          | —          | —             |
| 62331              | Community care facilities for the elderly .....                | 168   | 570               | 2 180         | 5                              | 2   | —         | 1         | 1         | —        | 1          | —          | —          | —             |
| 623312             | Homes for the elderly .....                                    | 168   | 570               | 2 180         | 5                              | 2   | —         | 1         | 1         | —        | 1          | —          | —          | —             |
| 624                | Social assistance .....  | 176   | 501               | 2 000         | 14                             | 5   | 3         | 3         | 3         | —        | —          | —          | —          | —             |
| <b>71</b>          | <b>Arts, entertainment &amp; recreation</b> .....              | <b>103</b>                                      | <b>212</b>        | <b>1 226</b>  | <b>17</b>                      | <b>7</b>  | <b>7</b>  | <b>3</b>  | —         | —        | —          | —          | —          | —             |
| <b>72</b>          | <b>Accommodation &amp; food services</b> .....                 | <b>1 119</b>                                    | <b>2 466</b>      | <b>11 888</b> | <b>70</b>                      | <b>27</b>   | <b>8</b>  | <b>11</b> | <b>20</b> | <b>4</b> | —          | —          | —          | —             |
| 721                | Accommodation .....  | 228   | 544               | 2 868         | 17                             | 7   | 3         | 4         | 2         | 1        | —          | —          | —          | —             |
| 7211               | Traveler accommodation .....                                   | (C)   | (D)               | (D)           | 15                             | 6   | 2         | 4         | 2         | 1        | —          | —          | —          | —             |
| 72111              | Hotels (exc casino hotels) & motels .....                      | 217   | 514               | 2 731         | 14                             | 5   | 2         | 4         | 2         | 1        | —          | —          | —          | —             |
| 721110             | Hotels (exc casino hotels) & motels .....                      | 217   | 514               | 2 731         | 14                             | 5   | 2         | 4         | 2         | 1        | —          | —          | —          | —             |
| 722                | Food services & drinking places .....                          | 891   | 1 922             | 9 020         | 53                             | 20  | 5         | 7         | 18        | 3        | —          | —          | —          | —             |
| 7221               | Full-service restaurants .....                                 | 423   | 1 018             | 5 064         | 23                             | 8   | 3         | 1         | 10        | 1        | —          | —          | —          | —             |
| 72211              | Full-service restaurants .....                                 | 423   | 1 018             | 5 064         | 23                             | 8   | 3         | 1         | 10        | 1        | —          | —          | —          | —             |
| 722110             | Full-service restaurants .....                                 | 423   | 1 018             | 5 064         | 23                             | 8   | 3         | 1         | 10        | 1        | —          | —          | —          | —             |
| 7222               | Limited-service eating places .....                            | 406   | 807               | 3 556         | 20                             | 4   | 1         | 6         | 7         | 2        | —          | —          | —          | —             |
| 72221              | Limited-service eating places .....                            | 406   | 807               | 3 556         | 20                             | 4   | 1         | 6         | 7         | 2        | —          | —          | —          | —             |
| 722211             | Limited-service restaurants .....                              | 341   | 690               | 2 954         | 15                             | 1   | —         | 6         | 7         | 1        | —          | —          | —          | —             |
| <b>81</b>          | <b>Other services (except public administration)</b> .....     | <b>608</b>                                      | <b>2 024</b>      | <b>8 447</b>  | <b>109</b>                     | <b>70</b>   | <b>24</b> | <b>10</b> | <b>5</b>  | —        | —          | —          | —          | —             |
| 811                | Repair & maintenance .....                                     | 171   | 750               | 3 055         | 31                             | 16  | 9         | 6         | —         | —        | —          | —          | —          | —             |
| 8111               | Automotive repair & maintenance .....                          | 133   | 554               | 2 224         | 25                             | 12  | 9         | 4         | —         | —        | —          | —          | —          | —             |
| 812                | Personal & laundry services .....                              | 118   | 422               | 1 922         | 29                             | 22  | 4         | 2         | 1         | —        | —          | —          | —          | —             |
| 813                | Religious, grantmaking, civic, prof & like organizations ..... | 319   | 852               | 3 470         | 49                             | 32  | 11        | 2         | 4         | —        | —          | —          | —          | —             |
| 8131               | Religious organizations .....                                  | 219   | 588               | 2 372         | 32                             | 20  | 7         | 2         | 3         | —        | —          | —          | —          | —             |
| 81311              | Religious organizations .....                                  | 219   | 588               | 2 372         | 32                             | 20  | 7         | 2         | 3         | —        | —          | —          | —          | —             |
| 813110             | Religious organizations .....                                  | 219   | 588               | 2 372         | 32                             | 20  | 7         | 2         | 3         | —        | —          | —          | —          | —             |
| <b>99</b>          | <b>Unclassified establishments</b> .....                       | <b>72</b>                                       | <b>156</b>        | <b>572</b>    | <b>81</b>                      | <b>81</b>   | —         | —         | —         | —        | —          | —          | —          | —             |
| <b>MERCER</b>      |  |   |                   |               |                                |   |           |           |           |          |            |            |            |               |
|                    | <b>Total</b> .....   | <b>429</b>                                      | <b>2 041</b>      | <b>8 378</b>  | <b>76</b>                      | <b>49</b>   | <b>15</b> | <b>9</b>  | <b>1</b>  | <b>2</b> | —          | —          | —          | —             |
| <b>21</b>          | <b>Mining</b> .....  | (A)   | (D)               | (D)           | 1                              | 1   | —         | —         | —         | —        | —          | —          | —          | —             |
| <b>23</b>          | <b>Construction</b> .....                                      | (B)   | (D)               | (D)           | 9                              | 7   | —         | 2         | —         | —        | —          | —          | —          | —             |
| <b>31-33</b>       | <b>Manufacturing</b> .....                                     | (A)   | (D)               | (D)           | 1                              | 1   | —         | —         | —         | —        | —          | —          | —          | —             |
| <b>42</b>          | <b>Wholesale trade</b> .....                                   | (A)   | (D)               | (D)           | 2                              | —   | 1         | 1         | —         | —        | —          | —          | —          | —             |
| <b>44-45</b>       | <b>Retail trade</b> .....                                      | 74  | 230               | 993           | 13                             | 5   | 6         | 2         | —         | —        | —          | —          | —          | —             |
| <b>48-49</b>       | <b>Transportation &amp; warehousing</b> .....                  | (C)   | (D)               | (D)           | 3                              | 1   | —         | —         | —         | 2        | —          | —          | —          | —             |
| 485                | Transit & ground passenger transportation .....                | (C)   | (D)               | (D)           | 2                              | —   | —         | —         | —         | 2        | —          | —          | —          | —             |
| 4854               | School & employee bus transportation .....                     | (C)   | (D)               | (D)           | 2                              | —   | —         | —         | —         | 2        | —          | —          | —          | —             |
| 48541              | School & employee bus transportation .....                     | (C)   | (D)               | (D)           | 2                              | —   | —         | —         | —         | 2        | —          | —          | —          | —             |
| <b>51</b>          | <b>Information</b> .....                                       | (B)   | (D)               | (D)           | 2                              | —   | —         | 1         | 1         | —        | —          | —          | —          | —             |
| <b>52</b>          | <b>Finance &amp; insurance</b> .....                           | (B)   | (D)               | (D)           | 10                             | 7   | 2         | 1         | —         | —        | —          | —          | —          | —             |
| <b>54</b>          | <b>Professional, scientific &amp; technical services</b> ..... | (A)   | (D)               | (D)           | 3                              | 3   | —         | —         | —         | —        | —          | —          | —          | —             |
| <b>55</b>          | <b>Management of companies &amp; enterprises</b> .....         | (A)   | (D)               | (D)           | 1                              | 1   | —         | —         | —         | —        | —          | —          | —          | —             |
| <b>56</b>          | <b>Admin, support, waste mgt, remediation services</b> .....   | (A)   | (D)               | (D)           | 1                              | 1   | —         | —         | —         | —        | —          | —          | —          | —             |
| <b>62</b>          | <b>Health care and social assistance</b> .....                 | (B)   | (D)               | (D)           | 7                              | 3   | 3         | 1         | —         | —        | —          | —          | —          | —             |
| <b>71</b>          | <b>Arts, entertainment &amp; recreation</b> .....              | (A)   | (D)               | (D)           | 1                              | 1   | —         | —         | —         | —        | —          | —          | —          | —             |
| <b>72</b>          | <b>Accommodation &amp; food services</b> .....                 | (B)   | (D)               | (D)           | 8                              | 5   | 2         | 1         | —         | —        | —          | —          | —          | —             |
| <b>81</b>          | <b>Other services (except public administration)</b> .....     | 28  | 113               | 467           | 12                             | 11  | 1         | —         | —         | —        | —          | —          | —          | —             |
| <b>99</b>          | <b>Unclassified establishments</b> .....                       | (A)   | (D)               | (D)           | 2                              | 2   | —         | —         | —         | —        | —          | —          | —          | —             |

See footnotes at end of table.

**Table 6. Counties—Employees, Payroll, and Establishments by Industry: 2003—Con.**

[Excludes most government employees, railroad employees, and self-employed persons. Size class 1 to 4 includes establishments with payroll, but no employees, during mid-March pay period. (D) denotes figures withheld to avoid disclosing data for individual companies; the data are included in broader industry totals. Detailed industries with 100 or more employees are shown if industry was not a (D). For explanation of terms, abbreviations, and data reliability/comparability, see introductory text]

| NAICS code    | Industry   | Number of employees for week including March 12 | Payroll (\$1,000) |                | Total number of establishments | Number of establishments by employment-size class |            |           |           |           |            |            |            |               |
|---------------|--|---|-------------------|----------------|--------------------------------|---|------------|-----------|-----------|-----------|------------|------------|------------|---------------|
|               |  |   | First quarter     | Annual         |                                | 1 to 4  | 5 to 9     | 10 to 19  | 20 to 49  | 50 to 99  | 100 to 249 | 250 to 499 | 500 to 999 | 1,000 or more |
| <b>MILLER</b> |  |   |                   |                |                                |   |            |           |           |           |            |            |            |               |
|               | <b>Total</b> .....   | <b>6 834</b>                                    | <b>33 594</b>     | <b>151 922</b> | <b>775</b>                     | <b>472</b>  | <b>141</b> | <b>88</b> | <b>49</b> | <b>18</b> | <b>6</b>   |            | <b>1</b>   |               |
| <b>21</b>     | <b>Mining</b> .....  | (B)   | (D)               | (D)            | <b>3</b>                       | <b>2</b>  |            |           | <b>1</b>  |           |            |            |            |               |
| <b>22</b>     | <b>Utilities</b> .....   | (B)   | (D)               | (D)            | <b>5</b>                       | <b>2</b>  | <b>1</b>   |           | <b>2</b>  |           |            |            |            |               |
| <b>23</b>     | <b>Construction</b> .....                                      | <b>838</b>                                      | <b>4 447</b>      | <b>21 595</b>  | <b>135</b>                     | <b>86</b>   | <b>19</b>  | <b>19</b> | <b>10</b> | <b>1</b>  |            |            |            |               |
| 236           | Construction of Buildings .....                                | 183   | 1 222             | 5 356          | 37                             | 24  | 7          | 4         | 2         |           |            |            |            |               |
| 2361          | Residential Building Construction .....                        | 100   | 499               | 2 232          | 31                             | 22  | 7          | 2         |           |           |            |            |            |               |
| 23611         | Residential Building Construction .....                        | 100   | 499               | 2 232          | 31                             | 22  | 7          | 2         |           |           |            |            |            |               |
| 238           | Specialty Trade Contractors .....                              | 567   | 2 676             | 12 469         | 90                             | 57  | 12         | 13        | 8         |           |            |            |            |               |
| 2381          | Foundation, Structure, and Building Exterior Contractors ..... | 194   | 724               | 3 764          | 19                             | 9   | 4          | 2         | 4         |           |            |            |            |               |
| 2382          | Building Equipment Contractors .....                           | 206   | 1 114             | 4 453          | 35                             | 22  | 4          | 7         | 2         |           |            |            |            |               |
| 23822         | Plumbing, Heating, and Air-Conditioning Contractors .....      | 121   | 591               | 2 627          | 18                             | 9   | 3          | 5         | 1         |           |            |            |            |               |
| 238220        | Plumbing, Heating, and Air-Conditioning Contractors .....      | 121   | 591               | 2 627          | 18                             | 9   | 3          | 5         | 1         |           |            |            |            |               |
| 2383          | Building Finishing Contractors .....                           | 102   | 579               | 2 929          | 16                             | 10  | 3          | 1         | 2         |           |            |            |            |               |
| <b>31-33</b>  | <b>Manufacturing</b> .....                                     | <b>1 035</b>                                    | <b>4 743</b>      | <b>19 190</b>  | <b>25</b>                      | <b>10</b>   | <b>7</b>   | <b>4</b>  | <b>1</b>  | <b>2</b>  |            |            | <b>1</b>   |               |
| 315           | Apparel manufacturing .....                                    | 112   | 390               | 1 683          | 3                              |   | 1          | 1         |           | 1         |            |            |            |               |
| 321           | Wood product mfg .....   | 122   | 448               | 1 670          | 5                              | 1   |            | 2         | 1         | 1         |            |            |            |               |
| 3219          | Other wood product mfg .....                                   | 122   | 448               | 1 670          | 5                              | 1   |            | 2         | 1         | 1         |            |            |            |               |
| 335           | Electrical equip, appliance & component mfg .....              | (F)   | (D)               | (D)            | 1                              |   |            |           |           |           |            |            | 1          |               |
| 3353          | Electrical equipment mfg .....                                 | (F)   | (D)               | (D)            | 1                              |   |            |           |           |           |            |            | 1          |               |
| 33531         | Electrical equipment mfg .....                                 | (F)   | (D)               | (D)            | 1                              |   |            |           |           |           |            |            | 1          |               |
| <b>42</b>     | <b>Wholesale trade</b> .....                                   | <b>242</b>                                      | <b>1 526</b>      | <b>6 760</b>   | <b>26</b>                      | <b>11</b>   | <b>6</b>   | <b>6</b>  | <b>2</b>  | <b>1</b>  |            |            |            |               |
| <b>44-45</b>  | <b>Retail trade</b> .....                                      | <b>1 420</b>                                    | <b>6 802</b>      | <b>30 499</b>  | <b>128</b>                     | <b>63</b>   | <b>31</b>  | <b>18</b> | <b>9</b>  | <b>4</b>  | <b>3</b>   |            |            |               |
| 441           | Motor vehicle & parts dealers .....                            | 349   | 2 734             | 12 146         | 18                             | 6   | 5          | 2         | 3         | 1         | 1          |            |            |               |
| 4411          | Automobile dealers .....                                       | 129   | 748               | 3 262          | 4                              | 1   |            |           | 2         | 1         |            |            |            |               |
| 44111         | New car dealers .....  | 129   | 748               | 3 262          | 4                              | 1   |            |           | 2         | 1         |            |            |            |               |
| 441110        | New car dealers .....  | 129   | 748               | 3 262          | 4                              | 1   |            |           | 2         | 1         |            |            |            |               |
| 4412          | Other motor vehicle dealers .....                              | 180   | 1 797             | 8 015          | 8                              | 4   | 1          | 1         | 1         |           | 1          |            |            |               |
| 44122         | Motorcycle & boat & other MV dealers .....                     | 180   | 1 797             | 8 015          | 8                              | 4   | 1          | 1         | 1         |           | 1          |            |            |               |
| 444           | Bldg material & garden equip & supp dealers .....              | 261   | 1 209             | 4 894          | 17                             | 10  | 3          | 1         | 1         | 1         | 1          |            |            |               |
| 4441          | Building material & supplies dealers .....                     | 197   | 1 113             | 4 537          | 13                             | 7   | 3          | 1         | 1         |           | 1          |            |            |               |
| 44411         | Home centers .....   | (C)   | (D)               | (D)            | 1                              |   |            |           |           |           | 1          |            |            |               |
| 445           | Food & beverage stores .....                                   | 251   | 835               | 4 169          | 13                             | 5   | 3          | 1         | 2         | 1         | 1          |            |            |               |
| 4451          | Grocery stores .....   | (C)   | (D)               | (D)            | 9                              | 2   | 3          |           | 2         | 1         | 1          |            |            |               |
| 44511         | Grocery (except convenience) stores .....                      | 227   | 729               | 3 658          | 6                              |   | 2          |           | 2         | 1         | 1          |            |            |               |
| 445110        | Grocery (except convenience) stores .....                      | 227   | 729               | 3 658          | 6                              |   | 2          |           | 2         | 1         | 1          |            |            |               |
| 447           | Gasoline stations .....  | 172   | 490               | 2 122          | 23                             | 7   | 10         | 6         |           |           |            |            |            |               |
| 4471          | Gasoline stations .....  | 172   | 490               | 2 122          | 23                             | 7   | 10         | 6         |           |           |            |            |            |               |
| 44711         | Gasoline stations with convenience stores .....                | 172   | 490               | 2 122          | 23                             | 7   | 10         | 6         |           |           |            |            |            |               |
| 447110        | Gasoline stations with convenience stores .....                | 172   | 490               | 2 122          | 23                             | 7   | 10         | 6         |           |           |            |            |            |               |
| 452           | General merchandise stores .....                               | (C)   | (D)               | (D)            | 3                              |   | 1          | 1         |           | 1         |            |            |            |               |
| <b>48-49</b>  | <b>Transportation &amp; warehousing</b> .....                  | <b>302</b>                                      | <b>2 171</b>      | <b>9 638</b>   | <b>22</b>                      | <b>18</b>   | <b>1</b>   | <b>1</b>  |           |           | <b>2</b>   |            |            |               |
| 484           | Truck transportation .....                                     | 285   | 2 088             | 9 334          | 17                             | 14  | 1          |           |           |           | 2          |            |            |               |
| 4841          | General freight trucking .....                                 | (C)   | (D)               | (D)            | 8                              | 7   |            |           |           |           | 1          |            |            |               |
| 48412         | General freight trucking, long-distance .....                  | (C)   | (D)               | (D)            | 7                              | 6   |            |           |           |           | 1          |            |            |               |
| 4842          | Specialized freight trucking .....                             | (C)   | (D)               | (D)            | 9                              | 7   | 1          |           |           |           | 1          |            |            |               |
| 48423         | Specialized freight (exc used) trucking, LDist .....           | (C)   | (D)               | (D)            | 3                              | 2   |            |           |           |           | 1          |            |            |               |
| <b>51</b>     | <b>Information</b> .....                                       | <b>96</b>                                       | <b>1 119</b>      | <b>4 259</b>   | <b>12</b>                      | <b>5</b>  | <b>3</b>   | <b>3</b>  | <b>1</b>  |           |            |            |            |               |
| <b>52</b>     | <b>Finance &amp; insurance</b> .....                           | <b>329</b>                                      | <b>2 098</b>      | <b>9 232</b>   | <b>45</b>                      | <b>21</b>   | <b>16</b>  | <b>4</b>  | <b>3</b>  | <b>1</b>  |            |            |            |               |
| 522           | Credit intermediation & related activities .....               | (C)   | (D)               | (D)            | 22                             | 6   | 10         | 4         | 2         |           |            |            |            |               |
| 5221          | Depository credit intermediation .....                         | (C)   | (D)               | (D)            | 18                             | 4   | 8          | 4         | 2         |           |            |            |            |               |
| 52211         | Commercial banking .....                                       | 162   | 1 276             | 5 232          | 16                             | 2   | 8          | 4         | 2         |           |            |            |            |               |
| 522110        | Commercial banking .....                                       | 162   | 1 276             | 5 232          | 16                             | 2   | 8          | 4         | 2         |           |            |            |            |               |
| <b>53</b>     | <b>Real estate &amp; rental &amp; leasing</b> .....            | <b>104</b>                                      | <b>528</b>        | <b>2 482</b>   | <b>59</b>                      | <b>57</b>   | <b>2</b>   |           |           |           |            |            |            |               |
| <b>54</b>     | <b>Professional, scientific &amp; technical services</b> ..... | <b>249</b>                                      | <b>1 206</b>      | <b>5 767</b>   | <b>49</b>                      | <b>33</b>   | <b>9</b>   | <b>4</b>  | <b>3</b>  |           |            |            |            |               |
| 541           | Professional, scientific & technical services .....            | 249   | 1 206             | 5 767          | 49                             | 33  | 9          | 4         | 3         |           |            |            |            |               |
| <b>55</b>     | <b>Management of companies &amp; enterprises</b> .....         | <b>(A)</b>                                      | <b>(D)</b>        | <b>(D)</b>     | <b>2</b>                       |   | <b>2</b>   |           |           |           |            |            |            |               |
| <b>56</b>     | <b>Admin, support, waste mgt, remediation services</b> .....   | <b>199</b>                                      | <b>587</b>        | <b>4 369</b>   | <b>34</b>                      | <b>23</b>   | <b>7</b>   | <b>2</b>  | <b>1</b>  | <b>1</b>  |            |            |            |               |
| 561           | Administrative & support services .....                        | (C)   | (D)               | (D)            | 32                             | 22  | 6          | 2         | 1         | 1         |            |            |            |               |
| <b>61</b>     | <b>Educational services</b> .....                              | <b>23</b>                                       | <b>81</b>         | <b>297</b>     | <b>3</b>                       | <b>1</b>  | <b>1</b>   | <b>1</b>  |           |           |            |            |            |               |
| <b>62</b>     | <b>Health care and social assistance</b> .....                 | <b>516</b>                                      | <b>2 434</b>      | <b>9 535</b>   | <b>33</b>                      | <b>14</b>   | <b>5</b>   | <b>9</b>  |           | <b>5</b>  |            |            |            |               |
| 621           | Ambulatory health care services .....                          | 181   | 1 299             | 5 119          | 16                             | 7   | 3          | 5         |           | 1         |            |            |            |               |
| 623           | Nursing & residential care facilities .....                    | 219   | 928               | 3 515          | 5                              | 1   |            | 1         |           | 3         |            |            |            |               |
| 6231          | Nursing care facilities .....                                  | (C)   | (D)               | (D)            | 2                              |   |            |           |           | 2         |            |            |            |               |
| 62311         | Nursing care facilities .....                                  | (C)   | (D)               | (D)            | 2                              |   |            |           |           | 2         |            |            |            |               |
| 624           | Social assistance .....  | 116   | 207               | 901            | 12                             | 6   | 2          | 3         |           | 1         |            |            |            |               |

See footnotes at end of table.



**Table 6. Counties—Employees, Payroll, and Establishments by Industry: 2003—Con.**

[Excludes most government employees, railroad employees, and self-employed persons. Size class 1 to 4 includes establishments with payroll, but no employees, during mid-March pay period. (D) denotes figures withheld to avoid disclosing data for individual companies; the data are included in broader industry totals. Detailed industries with 100 or more employees are shown if industry was not a (D). For explanation of terms, abbreviations, and data reliability/comparability, see introductory text]

| NAICS code         | Industry   | Number of employees for week including March 12 | Payroll (\$1,000) |        | Total number of establishments | Number of establishments by employment-size class |        |          |          |          |            |            |            |               |  |
|--------------------|--|---|-------------------|--------|--------------------------------|---|--------|----------|----------|----------|------------|------------|------------|---------------|--|
|                    |  |   | First quarter     | Annual |                                | 1 to 4  | 5 to 9 | 10 to 19 | 20 to 49 | 50 to 99 | 100 to 249 | 250 to 499 | 500 to 999 | 1,000 or more |  |
| <b>MILLER—Con.</b> |  |   |                   |        |                                |   |        |          |          |          |            |            |            |               |  |
| 71                 | <b>Arts, entertainment &amp; recreation</b> .....                | (C)   | (D)               | (D)    | 20                             | 14  | 2      | 1        | 3        | —        | —          | —          | —          | —             |  |
| 713                | Amusement, gambling & recreation industries .....                | (C)   | (D)               | (D)    | 19                             | 13  | 2      | 1        | 3        | —        | —          | —          | —          | —             |  |
| 72                 | <b>Accommodation &amp; food services</b> .....                   | 877   | 2 214             | 13 185 | 72                             | 34  | 11     | 12       | 11       | 3        | 1          | —          | —          | —             |  |
| 721                | Accommodation .....  | 214   | 804               | 3 896  | 13                             | 7   | 2      | 2        | —        | 1        | 1          | —          | —          | —             |  |
| 7211               | Traveler accommodation .....                                     | (C)   | (D)               | (D)    | 12                             | 6   | 2      | 2        | —        | 1        | 1          | —          | —          | —             |  |
| 72111              | Hotels (exc casino hotels) & motels .....                        | (C)   | (D)               | (D)    | 12                             | 6   | 2      | 2        | —        | 1        | 1          | —          | —          | —             |  |
| 722                | Food services & drinking places .....                            | 663   | 1 410             | 9 289  | 59                             | 27  | 9      | 10       | 11       | 2        | —          | —          | —          | —             |  |
| 7221               | Full-service restaurants .....                                   | 315   | 726               | 5 465  | 24                             | 8   | 5      | 5        | 4        | 2        | —          | —          | —          | —             |  |
| 72211              | Full-service restaurants .....                                   | 315   | 726               | 5 465  | 24                             | 8   | 5      | 5        | 4        | 2        | —          | —          | —          | —             |  |
| 722110             | Full-service restaurants .....                                   | 315   | 726               | 5 465  | 24                             | 8   | 5      | 5        | 4        | 2        | —          | —          | —          | —             |  |
| 7222               | Limited-service eating places .....                              | 322   | 629               | 3 629  | 30                             | 17  | 1      | 5        | 7        | —        | —          | —          | —          | —             |  |
| 72221              | Limited-service eating places .....                              | 322   | 629               | 3 629  | 30                             | 17  | 1      | 5        | 7        | —        | —          | —          | —          | —             |  |
| 722211             | Limited-service restaurants .....                                | 298   | 599               | 3 357  | 18                             | 6   | 1      | 4        | 7        | —        | —          | —          | —          | —             |  |
| 81                 | <b>Other services (except public administration)</b> .....       | 336   | 1 237             | 5 410  | 83                             | 60  | 17     | 4        | 2        | —        | —          | —          | —          | —             |  |
| 812                | Personal & laundry services .....                                | 119   | 433               | 1 825  | 23                             | 14  | 7      | —        | 2        | —        | —          | —          | —          | —             |  |
| 813                | Religious, grantmaking, civic, prof & like organizations .....   | 127   | 429               | 1 846  | 34                             | 27  | 4      | 3        | —        | —        | —          | —          | —          | —             |  |
| 99                 | <b>Unclassified establishments</b> .....                         | 19  | 53                | 172    | 19                             | 18  | 1      | —        | —        | —        | —          | —          | —          | —             |  |
| <b>MISSISSIPPI</b> |  |   |                   |        |                                |   |        |          |          |          |            |            |            |               |  |
|                    | <b>Total</b> .....   | 2 389   | 11 348            | 49 046 | 274                            | 163   | 57     | 23       | 20       | 9        | 2          | —          | —          | —             |  |
| 11                 | <b>Forestry, fishing, hunting, and agriculture support</b> ..... | (A)   | (D)               | (D)    | 1                              | —   | 1      | —        | —        | —        | —          | —          | —          | —             |  |
| 22                 | <b>Utilities</b> .....   | (A)   | (D)               | (D)    | 1                              | 1   | —      | —        | —        | —        | —          | —          | —          | —             |  |
| 23                 | <b>Construction</b> .....  | 57  | 269               | 1 361  | 18                             | 15  | 2      | 1        | —        | —        | —          | —          | —          | —             |  |
| 31-33              | <b>Manufacturing</b> .....                                       | 262   | 1 675             | 7 377  | 10                             | 5   | 1      | 1        | 1        | 1        | 1          | —          | —          | —             |  |
| 326                | Plastics & rubber products mfg .....                             | (C)   | (D)               | (D)    | 1                              | —   | —      | —        | —        | —        | 1          | —          | —          | —             |  |
| 3262               | Rubber product mfg .....   | (C)   | (D)               | (D)    | 1                              | —   | —      | —        | —        | —        | 1          | —          | —          | —             |  |
| 32622              | Rubber & plastics hoses & belting mfg .....                      | (C)   | (D)               | (D)    | 1                              | —   | —      | —        | —        | —        | 1          | —          | —          | —             |  |
| 42                 | <b>Wholesale trade</b> .....                                     | 159   | 1 148             | 4 744  | 20                             | 7   | 6      | 5        | 2        | —        | —          | —          | —          | —             |  |
| 44-45              | <b>Retail trade</b> .....  | 460   | 1 866             | 8 292  | 57                             | 31  | 15     | 4        | 6        | 1        | —          | —          | —          | —             |  |
| 445                | Food & beverage stores .....                                     | 124   | 383               | 1 608  | 10                             | 4   | 2      | —        | 4        | —        | —          | —          | —          | —             |  |
| 4451               | Grocery stores .....   | (C)   | (D)               | (D)    | 8                              | 2   | 2      | —        | 4        | —        | —          | —          | —          | —             |  |
| 44511              | Grocery (except convenience) stores .....                        | 118   | 370               | 1 549  | 6                              | —   | 2      | —        | 4        | —        | —          | —          | —          | —             |  |
| 445110             | Grocery (except convenience) stores .....                        | 118   | 370               | 1 549  | 6                              | —   | 2      | —        | 4        | —        | —          | —          | —          | —             |  |
| 447                | Gasoline stations .....  | 139   | 471               | 2 175  | 14                             | 6   | 5      | 1        | 2        | —        | —          | —          | —          | —             |  |
| 4471               | Gasoline stations .....  | 139   | 471               | 2 175  | 14                             | 6   | 5      | 1        | 2        | —        | —          | —          | —          | —             |  |
| 48-49              | <b>Transportation &amp; warehousing</b> .....                    | 382   | 2 420             | 10 322 | 31                             | 16  | 7      | 3        | 3        | 1        | 1          | —          | —          | —             |  |
| 484                | Truck transportation .....                                       | 332   | 1 965             | 8 595  | 26                             | 14  | 5      | 3        | 2        | 1        | 1          | —          | —          | —             |  |
| 4841               | General freight trucking .....                                   | (E)   | (D)               | (D)    | 20                             | 9   | 5      | 2        | 2        | 1        | 1          | —          | —          | —             |  |
| 48412              | General freight trucking, long-distance .....                    | 309   | 1 865             | 8 148  | 18                             | 7   | 5      | 2        | 2        | 1        | 1          | —          | —          | —             |  |
| 484121             | General freight trucking, long-distance, TL .....                | 309   | 1 865             | 8 148  | 18                             | 7   | 5      | 2        | 2        | 1        | 1          | —          | —          | —             |  |
| 51                 | <b>Information</b> .....   | 10  | 48                | 196    | 5                              | 5   | —      | —        | —        | —        | —          | —          | —          | —             |  |
| 52                 | <b>Finance &amp; insurance</b> .....                             | 90  | 540               | 2 342  | 18                             | 10  | 6      | 1        | 1        | —        | —          | —          | —          | —             |  |
| 53                 | <b>Real estate &amp; rental &amp; leasing</b> .....              | (A)   | (D)               | (D)    | 7                              | 7   | —      | —        | —        | —        | —          | —          | —          | —             |  |
| 54                 | <b>Professional, scientific &amp; technical services</b> .....   | (B)   | (D)               | (D)    | 10                             | 7   | 2      | 1        | —        | —        | —          | —          | —          | —             |  |
| 55                 | <b>Management of companies &amp; enterprises</b> .....           | (B)   | (D)               | (D)    | 1                              | —   | —      | —        | —        | 1        | —          | —          | —          | —             |  |
| 56                 | <b>Admin, support, waste mgt, remediation services</b> .....     | (A)   | (D)               | (D)    | 2                              | 2   | —      | —        | —        | —        | —          | —          | —          | —             |  |
| 61                 | <b>Educational services</b> .....                                | (A)   | (D)               | (D)    | 1                              | —   | —      | 1        | —        | —        | —          | —          | —          | —             |  |
| 62                 | <b>Health care and social assistance</b> .....                   | 493   | 1 711             | 7 048  | 23                             | 6   | 7      | 2        | 3        | 5        | —          | —          | —          | —             |  |
| 621                | Ambulatory health care services .....                            | 152   | 508               | 2 238  | 9                              | 2   | 4      | 1        | 1        | 1        | —          | —          | —          | —             |  |
| 623                | Nursing & residential care facilities .....                      | (C)   | (D)               | (D)    | 4                              | —   | —      | —        | 1        | 3        | —          | —          | —          | —             |  |
| 6231               | Nursing care facilities .....                                    | 201   | 643               | 2 698  | 3                              | —   | —      | —        | —        | 3        | —          | —          | —          | —             |  |
| 62311              | Nursing care facilities .....                                    | 201   | 643               | 2 698  | 3                              | —   | —      | —        | —        | 3        | —          | —          | —          | —             |  |
| 623110             | Nursing care facilities .....                                    | 201   | 643               | 2 698  | 3                              | —   | —      | —        | —        | 3        | —          | —          | —          | —             |  |
| 624                | Social assistance .....  | (C)   | (D)               | (D)    | 10                             | 4   | 3      | 1        | 1        | (D)      | —          | —          | —          | —             |  |
| 71                 | <b>Arts, entertainment &amp; recreation</b> .....                | 13  | 19                | 95     | 5                              | 4   | 1      | —        | —        | —        | —          | —          | —          | —             |  |
| 72                 | <b>Accommodation &amp; food services</b> .....                   | 226   | 490               | 2 186  | 16                             | 5   | 3      | 4        | 4        | —        | —          | —          | —          | —             |  |
| 722                | Food services & drinking places .....                            | (C)   | (D)               | (D)    | 14                             | 5   | 2      | 3        | 4        | —        | —          | —          | —          | —             |  |
| 7222               | Limited-service eating places .....                              | 141   | 312               | 1 349  | 9                              | 3   | 1      | 2        | 3        | —        | —          | —          | —          | —             |  |
| 72221              | Limited-service eating places .....                              | 141   | 312               | 1 349  | 9                              | 3   | 1      | 2        | 3        | —        | —          | —          | —          | —             |  |
| 81                 | <b>Other services (except public administration)</b> .....       | 100   | 323               | 1 424  | 38                             | 32  | 6      | —        | —        | —        | —          | —          | —          | —             |  |
| 99                 | <b>Unclassified establishments</b> .....                         | —   | —                 | 33     | 10                             | 10  | —      | —        | —        | —        | —          | —          | —          | —             |  |

See footnotes at end of table.

**Table 6. Counties—Employees, Payroll, and Establishments by Industry: 2003—Con.**

[Excludes most government employees, railroad employees, and self-employed persons. Size class 1 to 4 includes establishments with payroll, but no employees, during mid-March pay period. (D) denotes figures withheld to avoid disclosing data for individual companies; the data are included in broader industry totals. Detailed industries with 100 or more employees are shown if industry was not a (D). For explanation of terms, abbreviations, and data reliability/comparability, see introductory text]

| NAICS code      | Industry   | Number of employees for week including March 12 | Payroll (\$1,000) |               | Total number of establishments | Number of establishments by employment-size class |           |           |           |          |            |            |            |               |
|-----------------|--|---|-------------------|---------------|--------------------------------|---|-----------|-----------|-----------|----------|------------|------------|------------|---------------|
|                 |  |   | First quarter     | Annual        |                                | 1 to 4  | 5 to 9    | 10 to 19  | 20 to 49  | 50 to 99 | 100 to 249 | 250 to 499 | 500 to 999 | 1,000 or more |
| <b>MONITEAU</b> |  |   |                   |               |                                |   |           |           |           |          |            |            |            |               |
|                 | <b>Total</b> .....   | <b>2 846</b>                                    | <b>15 328</b>     | <b>59 214</b> | <b>355</b>                     | <b>223</b>  | <b>72</b> | <b>35</b> | <b>17</b> | <b>4</b> | <b>2</b>   | <b>2</b>   | <b>-</b>   | <b>-</b>      |
| 11              | Forestry, fishing, hunting, and agriculture support .....      | (A)   | (D)               | (D)           | 2                              | 1   | 1         | -         | -         | -        | -          | -          | -          | -             |
| 21              | Mining .....   | (A)   | (D)               | (D)           | 1                              | -   | 1         | -         | -         | -        | -          | -          | -          | -             |
| 22              | Utilities .....  | (B)   | (D)               | (D)           | 2                              | 1   | -         | -         | -         | 1        | -          | -          | -          | -             |
| 23              | Construction .....   | 246   | 1 281             | 6 820         | 54                             | 34  | 14        | 5         | 1         | -        | -          | -          | -          | -             |
| 238             | Specialty Trade Contractors .....                              | 131   | 643               | 3 228         | 34                             | 24  | 8         | 2         | -         | -        | -          | -          | -          | -             |
| 31-33           | <b>Manufacturing</b> .....                                     | <b>835</b>                                      | <b>6 647</b>      | <b>20 489</b> | <b>24</b>                      | <b>11</b>   | <b>6</b>  | <b>2</b>  | <b>2</b>  | <b>-</b> | <b>1</b>   | <b>2</b>   | <b>-</b>   | <b>-</b>      |
| 311             | Food mfg .....   | (F)   | (D)               | (D)           | 3                              | 1   | -         | -         | -         | -        | -          | 2          | -          | -             |
| 3116            | Animal slaughtering & processing .....                         | (F)   | (D)               | (D)           | 3                              | 1   | -         | -         | -         | -        | -          | 2          | -          | -             |
| 31161           | Animal slaughtering & processing .....                         | (F)   | (D)               | (D)           | 3                              | 1   | -         | -         | -         | -        | -          | 2          | -          | -             |
| 336             | Transportation equipment mfg .....                             | (C)   | (D)               | (D)           | 1                              | -   | -         | -         | -         | -        | 1          | -          | -          | -             |
| 3363            | Motor vehicle parts mfg .....                                  | (C)   | (D)               | (D)           | 1                              | -   | -         | -         | -         | -        | 1          | -          | -          | -             |
| 33636           | Motor vehicle seating & interior trim mfg .....                | (C)   | (D)               | (D)           | 1                              | -   | -         | -         | -         | -        | 1          | -          | -          | -             |
| 42              | <b>Wholesale trade</b> .....                                   | <b>182</b>                                      | <b>1 064</b>      | <b>4 546</b>  | <b>16</b>                      | <b>7</b>  | <b>6</b>  | <b>1</b>  | <b>1</b>  | <b>-</b> | <b>1</b>   | <b>-</b>   | <b>-</b>   | <b>-</b>      |
| 424             | Merchant Wholesalers, Nondurable Goods .....                   | 139   | 871               | 3 699         | 10                             | 4   | 4         | 1         | -         | -        | 1          | -          | -          | -             |
| 4245            | Farm Product Raw Material Merchant Wholesalers .....           | (C)   | (D)               | (D)           | 3                              | 1   | 1         | -         | -         | -        | 1          | -          | -          | -             |
| 42459           | Other Farm Product Raw Material Merchant Wholesalers .....     | (C)   | (D)               | (D)           | 1                              | -   | -         | -         | -         | -        | 1          | -          | -          | -             |
| 44-45           | <b>Retail trade</b> .....                                      | <b>508</b>                                      | <b>1 991</b>      | <b>8 853</b>  | <b>61</b>                      | <b>30</b>   | <b>17</b> | <b>9</b>  | <b>4</b>  | <b>1</b> | <b>-</b>   | <b>-</b>   | <b>-</b>   | <b>-</b>      |
| 441             | Motor vehicle & parts dealers .....                            | 176   | 851               | 3 569         | 13                             | 6   | 2         | 2         | 2         | 1        | -          | -          | -          | -             |
| 4411            | Automobile dealers .....                                       | (C)   | (D)               | (D)           | 7                              | 3   | -         | 1         | 2         | 1        | -          | -          | -          | -             |
| 44111           | New car dealers .....  | 141   | 660               | 2 740         | 5                              | 1   | -         | 1         | 2         | 1        | -          | -          | -          | -             |
| 441110          | New car dealers .....  | 141   | 660               | 2 740         | 5                              | 1   | -         | 1         | 2         | 1        | -          | -          | -          | -             |
| 445             | Food & beverage stores .....                                   | 130   | 360               | 1 572         | 8                              | 2   | 2         | 2         | 2         | -        | -          | -          | -          | -             |
| 4451            | Grocery stores .....   | (C)   | (D)               | (D)           | 6                              | 1   | 1         | 2         | 2         | -        | -          | -          | -          | -             |
| 48-49           | <b>Transportation &amp; warehousing</b> .....                  | <b>60</b>                                       | <b>232</b>        | <b>1 114</b>  | <b>11</b>                      | <b>8</b>  | <b>1</b>  | <b>1</b>  | <b>1</b>  | <b>-</b> | <b>-</b>   | <b>-</b>   | <b>-</b>   | <b>-</b>      |
| 51              | Information .....  | 29  | 218               | 800           | 7                              | 4   | 2         | 1         | -         | -        | -          | -          | -          | -             |
| 52              | Finance & insurance .....                                      | 110   | 653               | 2 973         | 25                             | 18  | 3         | 3         | 1         | -        | -          | -          | -          | -             |
| 53              | Real estate & rental & leasing .....                           | (A)   | (D)               | (D)           | 5                              | 3   | 2         | -         | -         | -        | -          | -          | -          | -             |
| 54              | Professional, scientific & technical services .....            | 62  | 243               | 962           | 20                             | 18  | 1         | 1         | -         | -        | -          | -          | -          | -             |
| 55              | Management of companies & enterprises .....                    | (A)   | (D)               | (D)           | 1                              | -   | -         | 1         | -         | -        | -          | -          | -          | -             |
| 56              | Admin, support, waste mgt, remediation services .....          | (B)   | (D)               | (D)           | 10                             | 8   | 1         | 1         | -         | -        | -          | -          | -          | -             |
| 61              | Educational services .....                                     | (A)   | (D)               | (D)           | 1                              | 1   | -         | -         | -         | -        | -          | -          | -          | -             |
| 62              | Health care and social assistance .....                        | 260   | 1 112             | 4 501         | 31                             | 20  | 5         | 3         | 1         | 2        | -          | -          | -          | -             |
| 623             | Nursing & residential care facilities .....                    | (C)   | (D)               | (D)           | 7                              | 4   | -         | 1         | -         | 2        | -          | -          | -          | -             |
| 6231            | Nursing care facilities .....                                  | (C)   | (D)               | (D)           | 3                              | -   | -         | 1         | -         | 2        | -          | -          | -          | -             |
| 62311           | Nursing care facilities .....                                  | (C)   | (D)               | (D)           | 3                              | -   | -         | 1         | -         | 2        | -          | -          | -          | -             |
| 71              | Arts, entertainment & recreation .....                         | 16  | 35                | 245           | 8                              | 6   | 2         | -         | -         | -        | -          | -          | -          | -             |
| 72              | Accommodation & food services .....                            | 252   | 382               | 1 774         | 23                             | 11  | 2         | 5         | 5         | -        | -          | -          | -          | -             |
| 722             | Food services & drinking places .....                          | (C)   | (D)               | (D)           | 21                             | 9   | 2         | 5         | 5         | -        | -          | -          | -          | -             |
| 7221            | Full-service restaurants .....                                 | 122   | 180               | 766           | 10                             | 4   | 1         | 3         | 2         | -        | -          | -          | -          | -             |
| 72211           | Full-service restaurants .....                                 | 122   | 180               | 766           | 10                             | 4   | 1         | 3         | 2         | -        | -          | -          | -          | -             |
| 722110          | Full-service restaurants .....                                 | 122   | 180               | 766           | 10                             | 4   | 1         | 3         | 2         | -        | -          | -          | -          | -             |
| 7222            | Limited-service eating places .....                            | 121   | 188               | 942           | 9                              | 3   | 1         | 2         | 3         | -        | -          | -          | -          | -             |
| 72221           | Limited-service eating places .....                            | 121   | 188               | 942           | 9                              | 3   | 1         | 2         | 3         | -        | -          | -          | -          | -             |
| 722211          | Limited-service restaurants .....                              | 113   | 179               | 898           | 6                              | 1   | -         | 2         | 3         | -        | -          | -          | -          | -             |
| 81              | Other services (except public administration) .....            | 151   | 443               | 1 888         | 46                             | 35  | 8         | 2         | 1         | -        | -          | -          | -          | -             |
| 813             | Religious, grantmaking, civic, prof & like organizations ..... | 103   | 255               | 1 073         | 27                             | 18  | 7         | 1         | 1         | -        | -          | -          | -          | -             |
| 99              | Unclassified establishments .....                              | 2   | 5                 | 48            | 7                              | 7   | -         | -         | -         | -        | -          | -          | -          | -             |
| <b>MONROE</b>   |  |   |                   |               |                                |   |           |           |           |          |            |            |            |               |
|                 | <b>Total</b> .....   | <b>2 388</b>                                    | <b>10 415</b>     | <b>44 510</b> | <b>224</b>                     | <b>138</b>  | <b>40</b> | <b>25</b> | <b>16</b> | <b>2</b> | <b>1</b>   | <b>1</b>   | <b>1</b>   | <b>-</b>      |
| 21              | Mining .....   | (A)   | (D)               | (D)           | 2                              | 1   | 1         | -         | -         | -        | -          | -          | -          | -             |
| 22              | Utilities .....  | (A)   | (D)               | (D)           | 1                              | -   | 1         | -         | -         | -        | -          | -          | -          | -             |
| 23              | Construction .....   | 53  | 180               | 940           | 20                             | 16  | 4         | -         | -         | -        | -          | -          | -          | -             |
| 31-33           | <b>Manufacturing</b> .....                                     | <b>1 021</b>                                    | <b>5 351</b>      | <b>22 539</b> | <b>9</b>                       | <b>2</b>  | <b>2</b>  | <b>1</b>  | <b>1</b>  | <b>-</b> | <b>1</b>   | <b>1</b>   | <b>1</b>   | <b>-</b>      |
| 331             | Primary metal mfg .....  | (F)   | (D)               | (D)           | 3                              | -   | 1         | -         | -         | -        | -          | 1          | 1          | -             |
| 3315            | Foundries .....  | (F)   | (D)               | (D)           | 3                              | -   | 1         | -         | -         | -        | -          | 1          | 1          | -             |
| 33152           | Nonferrous metal foundries .....                               | (F)   | (D)               | (D)           | 3                              | -   | 1         | -         | -         | -        | -          | 1          | 1          | -             |
| 333             | Machinery mfg .....  | (C)   | (D)               | (D)           | 1                              | -   | -         | -         | -         | -        | 1          | -          | -          | -             |
| 3339            | Other general purpose machinery mfg .....                      | (C)   | (D)               | (D)           | 1                              | -   | -         | -         | -         | -        | 1          | -          | -          | -             |
| 33399           | All other general purpose machinery mfg .....                  | (C)   | (D)               | (D)           | 1                              | -   | -         | -         | -         | -        | 1          | -          | -          | -             |
| 42              | <b>Wholesale trade</b> .....                                   | <b>60</b>                                       | <b>372</b>        | <b>1 691</b>  | <b>11</b>                      | <b>7</b>  | <b>3</b>  | <b>-</b>  | <b>1</b>  | <b>-</b> | <b>-</b>   | <b>-</b>   | <b>-</b>   | <b>-</b>      |

See footnotes at end of table.

**Table 6. Counties—Employees, Payroll, and Establishments by Industry: 2003—Con.**

[Excludes most government employees, railroad employees, and self-employed persons. Size class 1 to 4 includes establishments with payroll, but no employees, during mid-March pay period. (D) denotes figures withheld to avoid disclosing data for individual companies; the data are included in broader industry totals. Detailed industries with 100 or more employees are shown if industry was not a (D). For explanation of terms, abbreviations, and data reliability/comparability, see introductory text]

| NAICS code         | Industry  | Number of employees for week including March 12 | Payroll (\$1,000) |               | Total number of establishments | Number of establishments by employment-size class |           |           |           |          |            |            |            |               |  |
|--------------------|---|---|-------------------|---------------|--------------------------------|---|-----------|-----------|-----------|----------|------------|------------|------------|---------------|--|
|                    |   |   | First quarter     | Annual        |                                | 1 to 4  | 5 to 9    | 10 to 19  | 20 to 49  | 50 to 99 | 100 to 249 | 250 to 499 | 500 to 999 | 1,000 or more |  |
| <b>MONROE—Con.</b> |   |   |                   |               |                                |   |           |           |           |          |            |            |            |               |  |
| 44-45              | Retail trade .....  | 320   | 1 511             | 5 983         | 41                             | 20  | 11        | 6         | 4         | -        | -          | -          | -          | -             |  |
| 48-49              | Transportation & warehousing .....                        | 69  | 413               | 2 052         | 8                              | 6   | -         | -         | 2         | -        | -          | -          | -          | -             |  |
| 51                 | Information .....   | 27  | 75                | 312           | 5                              | 2   | 2         | 1         | -         | -        | -          | -          | -          | -             |  |
| 52                 | Finance & insurance .....                                 | 113   | 627               | 2 832         | 19                             | 12  | 1         | 5         | 1         | -        | -          | -          | -          | -             |  |
| 53                 | Real estate & rental & leasing .....                      | 14  | 26                | 148           | 7                              | 6   | 1         | -         | -         | -        | -          | -          | -          | -             |  |
| 54                 | Professional, scientific & technical services .....       | 12  | 65                | 273           | 6                              | 5   | 1         | -         | -         | -        | -          | -          | -          | -             |  |
| 56                 | Admin, support, waste mgt, remediation services .....     | (B)   | (D)               | (D)           | 6                              | 3   | 1         | 1         | 1         | -        | -          | -          | -          | -             |  |
| 61                 | Educational services .....                                | (B)   | (D)               | (D)           | 1                              | -   | -         | -         | 1         | -        | -          | -          | -          | -             |  |
| 62                 | Health care and social assistance .....                   | 320   | 886               | 3 767         | 23                             | 12  | 1         | 6         | 2         | 2        | -          | -          | -          | -             |  |
| 623                | Nursing & residential care facilities .....               | 139   | 482               | 2 028         | 6                              | 1   | -         | 4         | -         | 1        | -          | -          | -          | -             |  |
| 6231               | Nursing care facilities .....                             | (C)   | (D)               | (D)           | 2                              | -   | -         | 1         | -         | 1        | -          | -          | -          | -             |  |
| 62311              | Nursing care facilities .....                             | (C)   | (D)               | (D)           | 2                              | -   | -         | 1         | -         | 1        | -          | -          | -          | -             |  |
| 624                | Social assistance .....                                   | (C)   | (D)               | (D)           | 10                             | 6   | -         | 1         | 2         | 1        | -          | -          | -          | -             |  |
| 6243               | Vocational rehabilitation services .....                  | (C)   | (D)               | (D)           | 2                              | -   | -         | -         | 1         | 1        | -          | -          | -          | -             |  |
| 62431              | Vocational rehabilitation services .....                  | (C)   | (D)               | (D)           | 2                              | -   | -         | -         | 1         | 1        | -          | -          | -          | -             |  |
| 71                 | Arts, entertainment & recreation .....                    | 13  | 58                | 348           | 4                              | 3   | 1         | -         | -         | -        | -          | -          | -          | -             |  |
| 72                 | Accommodation & food services .....                       | 183   | 260               | 1 259         | 25                             | 14  | 4         | 4         | 3         | -        | -          | -          | -          | -             |  |
| 722                | Food services & drinking places .....                     | (C)   | (D)               | (D)           | 24                             | 13  | 4         | 4         | 3         | -        | -          | -          | -          | -             |  |
| 81                 | Other services (except public administration) .....       | 75  | 225               | 908           | 32                             | 26  | 6         | -         | -         | -        | -          | -          | -          | -             |  |
| 99                 | Unclassified establishments .....                         | (A)   | (D)               | (D)           | 4                              | 3   | -         | 1         | -         | -        | -          | -          | -          | -             |  |
| <b>MONTGOMERY</b>  |   |   |                   |               |                                |   |           |           |           |          |            |            |            |               |  |
|                    | <b>Total .....</b>  | <b>2 405</b>                                    | <b>11 808</b>     | <b>52 224</b> | <b>315</b>                     | <b>195</b>  | <b>58</b> | <b>37</b> | <b>18</b> | <b>5</b> | <b>2</b>   | <b>-</b>   | <b>-</b>   | <b>-</b>      |  |
| 11                 | Forestry, fishing, hunting, and agriculture support ..... | (A)   | (D)               | (D)           | 2                              | 2   | -         | -         | -         | -        | -          | -          | -          | -             |  |
| 21                 | Mining .....  | (B)   | (D)               | (D)           | 6                              | 5   | -         | -         | 1         | -        | -          | -          | -          | -             |  |
| 22                 | Utilities .....   | (A)   | (D)               | (D)           | 2                              | 2   | -         | -         | -         | -        | -          | -          | -          | -             |  |
| 23                 | Construction .....  | 218   | 1 405             | 8 715         | 48                             | 37  | 5         | 5         | -         | 1        | -          | -          | -          | -             |  |
| 31-33              | Manufacturing .....                                       | 600   | 3 471             | 14 634        | 27                             | 4   | 10        | 5         | 5         | 2        | 1          | -          | -          | -             |  |
| 321                | Wood product mfg .....                                    | (C)   | (D)               | (D)           | 3                              | 1   | -         | -         | 1         | -        | 1          | -          | -          | -             |  |
| 3219               | Other wood product mfg .....                              | (C)   | (D)               | (D)           | 3                              | 1   | -         | -         | 1         | -        | 1          | -          | -          | -             |  |
| 32192              | Wood container & pallet mfg .....                         | (C)   | (D)               | (D)           | 2                              | -   | -         | -         | 1         | -        | 1          | -          | -          | -             |  |
| 42                 | Wholesale trade .....                                     | 123   | 955               | 4 013         | 16                             | 9   | 3         | 3         | 1         | -        | -          | -          | -          | -             |  |
| 44-45              | Retail trade .....  | 353   | 1 649             | 6 706         | 49                             | 24  | 12        | 9         | 4         | -        | -          | -          | -          | -             |  |
| 48-49              | Transportation & warehousing .....                        | 80  | 258               | 1 082         | 26                             | 23  | 2         | -         | 1         | -        | -          | -          | -          | -             |  |
| 51                 | Information .....   | 23  | 89                | 364           | 4                              | 3   | -         | 1         | -         | -        | -          | -          | -          | -             |  |
| 52                 | Finance & insurance .....                                 | 137   | 821               | 3 254         | 22                             | 11  | 5         | 6         | -         | -        | -          | -          | -          | -             |  |
| 53                 | Real estate & rental & leasing .....                      | (A)   | (D)               | (D)           | 6                              | 6   | -         | -         | -         | -        | -          | -          | -          | -             |  |
| 54                 | Professional, scientific & technical services .....       | (B)   | (D)               | (D)           | 12                             | 11  | 1         | -         | -         | -        | -          | -          | -          | -             |  |
| 56                 | Admin, support, waste mgt, remediation services .....     | (A)   | (D)               | (D)           | 3                              | 3   | -         | -         | -         | -        | -          | -          | -          | -             |  |
| 62                 | Health care and social assistance .....                   | 366   | 1 441             | 6 233         | 24                             | 12  | 8         | -         | 1         | 2        | 1          | -          | -          | -             |  |
| 623                | Nursing & residential care facilities .....               | (E)   | (D)               | (D)           | 6                              | 2   | 1         | -         | -         | 2        | 1          | -          | -          | -             |  |
| 6231               | Nursing care facilities .....                             | 274   | 975               | 4 117         | 4                              | 1   | -         | -         | -         | 2        | 1          | -          | -          | -             |  |
| 62311              | Nursing care facilities .....                             | 274   | 975               | 4 117         | 4                              | 1   | -         | -         | -         | 2        | 1          | -          | -          | -             |  |
| 623110             | Nursing care facilities .....                             | 274   | 975               | 4 117         | 4                              | 1   | -         | -         | -         | 2        | 1          | -          | -          | -             |  |
| 71                 | Arts, entertainment & recreation .....                    | (B)   | (D)               | (D)           | 7                              | 5   | 2         | -         | -         | -        | -          | -          | -          | -             |  |
| 72                 | Accommodation & food services .....                       | 268   | 421               | 1 891         | 20                             | 7   | 2         | 6         | 5         | -        | -          | -          | -          | -             |  |
| 722                | Food services & drinking places .....                     | (C)   | (D)               | (D)           | 17                             | 6   | 2         | 5         | 4         | -        | -          | -          | -          | -             |  |
| 81                 | Other services (except public administration) .....       | 125   | 654               | 2 674         | 38                             | 28  | 8         | 2         | -         | -        | -          | -          | -          | -             |  |
| 99                 | Unclassified establishments .....                         | (A)   | (D)               | (D)           | 3                              | 3   | -         | -         | -         | -        | -          | -          | -          | -             |  |

See footnotes at end of table.

**Table 6. Counties—Employees, Payroll, and Establishments by Industry: 2003—Con.**

[Excludes most government employees, railroad employees, and self-employed persons. Size class 1 to 4 includes establishments with payroll, but no employees, during mid-March pay period. (D) denotes figures withheld to avoid disclosing data for individual companies; the data are included in broader industry totals. Detailed industries with 100 or more employees are shown if industry was not a (D). For explanation of terms, abbreviations, and data reliability/comparability, see introductory text]

| NAICS code        | Industry   | Number of employees for week including March 12 | Payroll (\$1,000) |                | Total number of establishments | Number of establishments by employment-size class |           |           |           |          |            |            |            |               |  |
|-------------------|--|---|-------------------|----------------|--------------------------------|---|-----------|-----------|-----------|----------|------------|------------|------------|---------------|--|
|                   |  |   | First quarter     | Annual         |                                | 1 to 4  | 5 to 9    | 10 to 19  | 20 to 49  | 50 to 99 | 100 to 249 | 250 to 499 | 500 to 999 | 1,000 or more |  |
| <b>MORGAN</b>     |  |   |                   |                |                                |   |           |           |           |          |            |            |            |               |  |
|                   | <b>Total</b> .....   | <b>3 327</b>                                    | <b>14 658</b>     | <b>61 734</b>  | <b>522</b>                     | <b>353</b>  | <b>97</b> | <b>45</b> | <b>19</b> | <b>5</b> | <b>2</b>   | <b>1</b>   |            |               |  |
| 11                | <b>Forestry, fishing, hunting, and agriculture support</b> ..... | (B)   | (D)               | (D)            | 1                              | —   | —         | —         | 1         | —        | —          | —          | —          | —             |  |
| 21                | <b>Mining</b> .....  | (A)   | (D)               | (D)            | 1                              | 1   | —         | —         | —         | —        | —          | —          | —          | —             |  |
| 22                | <b>Utilities</b> .....   | (B)   | (D)               | (D)            | 3                              | 1   | 1         | —         | 1         | —        | —          | —          | —          | —             |  |
| 23                | <b>Construction</b> .....  | <b>290</b>                                      | <b>1 242</b>      | <b>5 925</b>   | <b>91</b>                      | <b>76</b>   | <b>9</b>  | <b>5</b>  | <b>1</b>  | —        | —          | —          | —          | —             |  |
| 238               | Specialty Trade Contractors .....                                | 165   | 698               | 3 372          | 43                             | 35  | 5         | 2         | 1         | —        | —          | —          | —          | —             |  |
| 2381              | Foundation, Structure, and Building Exterior Contractors .....   | 131   | 583               | 2 788          | 19                             | 11  | 5         | 2         | 1         | —        | —          | —          | —          | —             |  |
| 31-33             | <b>Manufacturing</b> .....                                       | <b>718</b>                                      | <b>4 172</b>      | <b>16 906</b>  | <b>32</b>                      | <b>13</b>   | <b>9</b>  | <b>5</b>  | <b>3</b>  | —        | <b>1</b>   | <b>1</b>   | —          | —             |  |
| 332               | Fabricated metal product mfg .....                               | 315   | 1 890             | 8 334          | 7                              | 3   | 2         | 1         | —         | —        | —          | 1          | —          | —             |  |
| 3329              | Other fabricated metal product mfg .....                         | (E)   | (D)               | (D)            | 3                              | 1   | 1         | —         | —         | —        | —          | 1          | —          | —             |  |
| 33291             | Metal valve mfg .....  | (E)   | (D)               | (D)            | 2                              | 1   | —         | —         | —         | —        | —          | 1          | —          | —             |  |
| 339               | Miscellaneous mfg .....  | (C)   | (D)               | (D)            | 2                              | 1   | —         | —         | —         | —        | 1          | —          | —          | —             |  |
| 3399              | Other miscellaneous mfg .....                                    | (C)   | (D)               | (D)            | 2                              | 1   | —         | —         | —         | —        | 1          | —          | —          | —             |  |
| 33994             | Office supplies (exc paper) mfg .....                            | (C)   | (D)               | (D)            | 1                              | —   | —         | —         | —         | —        | 1          | —          | —          | —             |  |
| 42                | <b>Wholesale trade</b> .....                                     | <b>155</b>                                      | <b>735</b>        | <b>2 506</b>   | <b>17</b>                      | <b>11</b>   | <b>2</b>  | <b>3</b>  | —         | <b>1</b> | —          | —          | —          | —             |  |
| 44-45             | <b>Retail trade</b> .....  | <b>798</b>                                      | <b>3 283</b>      | <b>15 583</b>  | <b>96</b>                      | <b>47</b>   | <b>26</b> | <b>14</b> | <b>7</b>  | <b>1</b> | <b>1</b>   | —          | —          | —             |  |
| 441               | Motor vehicle & parts dealers .....                              | 163   | 744               | 4 075          | 18                             | 8   | 4         | 3         | 3         | —        | —          | —          | —          | —             |  |
| 445               | Food & beverage stores .....                                     | 217   | 876               | 3 874          | 11                             | 3   | 1         | 3         | 3         | 1        | —          | —          | —          | —             |  |
| 4451              | Grocery stores .....   | (C)   | (D)               | (D)            | 9                              | 2   | —         | 3         | 3         | 1        | —          | —          | —          | —             |  |
| 44511             | Grocery (except convenience) stores .....                        | 201   | 826               | 3 632          | 7                              | —   | —         | 3         | 3         | 1        | —          | —          | —          | —             |  |
| 445110            | Grocery (except convenience) stores .....                        | 201   | 826               | 3 632          | 7                              | —   | —         | 3         | 3         | 1        | —          | —          | —          | —             |  |
| 452               | General merchandise stores .....                                 | (C)   | (D)               | (D)            | 4                              | 1   | 2         | —         | —         | —        | 1          | —          | —          | —             |  |
| 4521              | Department stores .....  | (C)   | (D)               | (D)            | 1                              | —   | —         | —         | —         | —        | 1          | —          | —          | —             |  |
| 45211             | Department stores .....  | (C)   | (D)               | (D)            | 1                              | —   | —         | —         | —         | —        | 1          | —          | —          | —             |  |
| 48-49             | <b>Transportation &amp; warehousing</b> .....                    | <b>35</b>                                       | <b>116</b>        | <b>550</b>     | <b>15</b>                      | <b>12</b>   | <b>2</b>  | <b>1</b>  | —         | —        | —          | —          | —          | —             |  |
| 51                | <b>Information</b> .....   | <b>38</b>                                       | <b>269</b>        | <b>797</b>     | <b>8</b>                       | <b>5</b>  | <b>3</b>  | —         | —         | —        | —          | —          | —          | —             |  |
| 52                | <b>Finance &amp; insurance</b> .....                             | <b>109</b>                                      | <b>545</b>        | <b>2 671</b>   | <b>24</b>                      | <b>15</b>   | <b>7</b>  | <b>1</b>  | <b>1</b>  | —        | —          | —          | —          | —             |  |
| 53                | <b>Real estate &amp; rental &amp; leasing</b> .....              | <b>37</b>                                       | <b>128</b>        | <b>580</b>     | <b>23</b>                      | <b>22</b>   | <b>1</b>  | —         | —         | —        | —          | —          | —          | —             |  |
| 54                | <b>Professional, scientific &amp; technical services</b> .....   | <b>104</b>                                      | <b>451</b>        | <b>1 900</b>   | <b>26</b>                      | <b>17</b>   | <b>7</b>  | <b>2</b>  | —         | —        | —          | —          | —          | —             |  |
| 541               | Professional, scientific & technical services .....              | 104   | 451               | 1 900          | 26                             | 17  | 7         | 2         | —         | —        | —          | —          | —          | —             |  |
| 56                | <b>Admin, support, waste mgt, remediation services</b> .....     | (B)   | (D)               | (D)            | 14                             | 13  | 1         | —         | —         | —        | —          | —          | —          | —             |  |
| 61                | <b>Educational services</b> .....                                | (A)   | (D)               | (D)            | 2                              | —   | 2         | —         | —         | —        | —          | —          | —          | —             |  |
| 62                | <b>Health care and social assistance</b> .....                   | <b>172</b>                                      | <b>860</b>        | <b>3 554</b>   | <b>28</b>                      | <b>14</b>   | <b>9</b>  | <b>4</b>  | <b>1</b>  | —        | —          | —          | —          | —             |  |
| 71                | <b>Arts, entertainment &amp; recreation</b> .....                | <b>89</b>                                       | <b>254</b>        | <b>1 407</b>   | <b>20</b>                      | <b>15</b>   | <b>2</b>  | <b>2</b>  | <b>1</b>  | —        | —          | —          | —          | —             |  |
| 72                | <b>Accommodation &amp; food services</b> .....                   | <b>416</b>                                      | <b>578</b>        | <b>3 207</b>   | <b>45</b>                      | <b>29</b>   | <b>4</b>  | <b>7</b>  | <b>3</b>  | <b>2</b> | —          | —          | —          | —             |  |
| 722               | Food services & drinking places .....                            | 396   | 517               | 2 627          | 38                             | 23  | 4         | 6         | 3         | 2        | —          | —          | —          | —             |  |
| 7221              | Full-service restaurants .....                                   | 316   | 349               | 1 784          | 25                             | 13  | 3         | 5         | 2         | 2        | —          | —          | —          | —             |  |
| 72211             | Full-service restaurants .....                                   | 316   | 349               | 1 784          | 25                             | 13  | 3         | 5         | 2         | 2        | —          | —          | —          | —             |  |
| 722110            | Full-service restaurants .....                                   | 316   | 349               | 1 784          | 25                             | 13  | 3         | 5         | 2         | 2        | —          | —          | —          | —             |  |
| 81                | <b>Other services (except public administration)</b> .....       | <b>254</b>                                      | <b>1 415</b>      | <b>3 317</b>   | <b>53</b>                      | <b>39</b>   | <b>12</b> | <b>1</b>  | —         | <b>1</b> | —          | —          | —          | —             |  |
| 813               | Religious, grantmaking, civic, prof & like organizations .....   | 190   | 1 077             | 1 895          | 30                             | 22  | 7         | —         | —         | 1        | —          | —          | —          | —             |  |
| 99                | <b>Unclassified establishments</b> .....                         | <b>13</b>                                       | <b>33</b>         | <b>185</b>     | <b>23</b>                      | <b>23</b>   | —         | —         | —         | —        | —          | —          | —          | —             |  |
| <b>NEW MADRID</b> |  |   |                   |                |                                |   |           |           |           |          |            |            |            |               |  |
|                   | <b>Total</b> .....   | <b>5 109</b>                                    | <b>34 413</b>     | <b>137 438</b> | <b>327</b>                     | <b>193</b>  | <b>65</b> | <b>33</b> | <b>22</b> | <b>9</b> | <b>3</b>   | —          | —          | <b>2</b>      |  |
| 11                | <b>Forestry, fishing, hunting, and agriculture support</b> ..... | (B)   | (D)               | (D)            | 7                              | 5   | 2         | —         | —         | —        | —          | —          | —          | —             |  |
| 22                | <b>Utilities</b> .....   | (C)   | (D)               | (D)            | 2                              | 1   | —         | —         | —         | —        | <b>1</b>   | —          | —          | —             |  |
| 221               | Utilities .....  | (C)   | (D)               | (D)            | 2                              | 1   | —         | —         | —         | —        | 1          | —          | —          | —             |  |
| 2211              | Elec pwr generation, transmsn & distribution .....               | (C)   | (D)               | (D)            | 1                              | —   | —         | —         | —         | —        | 1          | —          | —          | —             |  |
| 22111             | Electric power generation .....                                  | (C)   | (D)               | (D)            | 1                              | —   | —         | —         | —         | —        | 1          | —          | —          | —             |  |
| 23                | <b>Construction</b> .....  | <b>101</b>                                      | <b>502</b>        | <b>2 318</b>   | <b>23</b>                      | <b>19</b>   | <b>1</b>  | <b>2</b>  | <b>1</b>  | —        | —          | —          | —          | —             |  |
| 31-33             | <b>Manufacturing</b> .....                                       | <b>2 450</b>                                    | <b>20 810</b>     | <b>78 685</b>  | <b>17</b>                      | <b>9</b>  | <b>2</b>  | —         | <b>3</b>  | —        | <b>1</b>   | —          | —          | <b>2</b>      |  |
| 321               | Wood product mfg .....   | (C)   | (D)               | (D)            | 2                              | —   | —         | —         | 1         | —        | 1          | —          | —          | —             |  |
| 3211              | Sawmills & wood preservation .....                               | (C)   | (D)               | (D)            | 2                              | —   | —         | —         | 1         | —        | 1          | —          | —          | —             |  |
| 32111             | Sawmills & wood preservation .....                               | (C)   | (D)               | (D)            | 2                              | —   | —         | —         | 1         | —        | 1          | —          | —          | —             |  |
| 326               | Plastics & rubber products mfg .....                             | (G)   | (D)               | (D)            | 1                              | —   | —         | —         | —         | —        | —          | —          | —          | 1             |  |
| 3261              | Plastics product mfg .....                                       | (G)   | (D)               | (D)            | 1                              | —   | —         | —         | —         | —        | —          | —          | —          | 1             |  |
| 32619             | Other plastics product mfg .....                                 | (G)   | (D)               | (D)            | 1                              | —   | —         | —         | —         | —        | —          | —          | —          | 1             |  |
| 331               | Primary metal mfg .....  | (G)   | (D)               | (D)            | 2                              | 1   | —         | —         | —         | —        | —          | —          | —          | 1             |  |
| 3313              | Alumina & aluminum production & processing .....                 | (G)   | (D)               | (D)            | 1                              | —   | —         | —         | —         | —        | —          | —          | —          | 1             |  |
| 33131             | Alumina & aluminum production & processing .....                 | (G)   | (D)               | (D)            | 1                              | —   | —         | —         | —         | —        | —          | —          | —          | 1             |  |

See footnotes at end of table.

**Table 6. Counties—Employees, Payroll, and Establishments by Industry: 2003—Con.**

[Excludes most government employees, railroad employees, and self-employed persons. Size class 1 to 4 includes establishments with payroll, but no employees, during mid-March pay period. (D) denotes figures withheld to avoid disclosing data for individual companies; the data are included in broader industry totals. Detailed industries with 100 or more employees are shown if industry was not a (D). For explanation of terms, abbreviations, and data reliability/comparability, see introductory text]

| NAICS code             | Industry   | Number of employees for week including March 12 | Payroll (\$1,000) |                | Total number of establishments | Number of establishments by employment-size class |            |            |           |           |            |            |            |               |  |
|------------------------|--|---|-------------------|----------------|--------------------------------|---|------------|------------|-----------|-----------|------------|------------|------------|---------------|--|
|                        |  |   | First quarter     | Annual         |                                | 1 to 4  | 5 to 9     | 10 to 19   | 20 to 49  | 50 to 99  | 100 to 249 | 250 to 499 | 500 to 999 | 1,000 or more |  |
| <b>NEW MADRID—Con.</b> |  |   |                   |                |                                |   |            |            |           |           |            |            |            |               |  |
| <b>42</b>              | <b>Wholesale trade</b> .....                                     | <b>358</b>                                      | <b>2 865</b>      | <b>13 302</b>  | <b>23</b>                      | <b>4</b>  | <b>12</b>  | <b>4</b>   | <b>2</b>  | —         | <b>1</b>   | —          | —          | —             |  |
| 424                    | Merchant Wholesalers, Nondurable Goods .....                     | 301   | 2 521             | 11 849         | 16                             | 1   | 10         | 2          | 2         | —         | 1          | —          | —          | —             |  |
| 4245                   | Farm Product Raw Material Merchant Wholesalers .....             | 180   | 1 658             | 7 745          | 4                              | —   | 2          | 1          | —         | —         | 1          | —          | —          | —             |  |
| 42451                  | Grain and Field Bean Merchant Wholesalers .....                  | 180   | 1 658             | 7 745          | 4                              | —   | 2          | 1          | —         | —         | 1          | —          | —          | —             |  |
| 424510                 | Grain and Field Bean Merchant Wholesalers .....                  | 180   | 1 658             | 7 745          | 4                              | —   | 2          | 1          | —         | —         | 1          | —          | —          | —             |  |
| 4249                   | Miscellaneous Nondurable Goods Merchant Wholesalers .....        | (C)   | (D)               | (D)            | 10                             | 1   | 6          | 1          | 2         | —         | —          | —          | —          | —             |  |
| 42491                  | Farm Supplies Merchant Wholesalers .....                         | (C)   | (D)               | (D)            | 10                             | 1   | 6          | 1          | 2         | —         | —          | —          | —          | —             |  |
| <b>44-45</b>           | <b>Retail trade</b> .....  | <b>721</b>                                      | <b>2 303</b>      | <b>9 915</b>   | <b>69</b>                      | <b>36</b>   | <b>16</b>  | <b>6</b>   | <b>7</b>  | <b>4</b>  | —          | —          | —          | —             |  |
| 445                    | Food & beverage stores .....                                     | 159   | 372               | 1 522          | 10                             | 3   | 3          | —          | 3         | 1         | —          | —          | —          | —             |  |
| 4451                   | Grocery stores .....   | (C)   | (D)               | (D)            | 9                              | 2   | 3          | —          | 3         | 1         | —          | —          | —          | —             |  |
| 44511                  | Grocery (except convenience) stores .....                        | 145   | 349               | 1 405          | 7                              | 1   | 2          | —          | 3         | 1         | —          | —          | —          | —             |  |
| 445110                 | Grocery (except convenience) stores .....                        | 145   | 349               | 1 405          | 7                              | 1   | 2          | —          | 3         | 1         | —          | —          | —          | —             |  |
| 447                    | Gasoline stations .....  | 387   | 1 031             | 4 443          | 18                             | 4   | 6          | 3          | 2         | 3         | —          | —          | —          | —             |  |
| 4471                   | Gasoline stations .....  | 387   | 1 031             | 4 443          | 18                             | 4   | 6          | 3          | 2         | 3         | —          | —          | —          | —             |  |
| 44719                  | Other gasoline stations .....                                    | 292   | 800               | 3 460          | 9                              | 4   | 1          | —          | 1         | 3         | —          | —          | —          | —             |  |
| 447190                 | Other gasoline stations .....                                    | 292   | 800               | 3 460          | 9                              | 4   | 1          | —          | 1         | 3         | —          | —          | —          | —             |  |
| <b>48-49</b>           | <b>Transportation &amp; warehousing</b> .....                    | <b>101</b>                                      | <b>536</b>        | <b>2 720</b>   | <b>21</b>                      | <b>14</b>   | <b>3</b>   | <b>4</b>   | —         | —         | —          | —          | —          | —             |  |
| <b>51</b>              | <b>Information</b> .....   | <b>7</b>  | <b>99</b>         | <b>362</b>     | <b>4</b>                       | <b>4</b>  | —          | —          | —         | —         | —          | —          | —          | —             |  |
| <b>52</b>              | <b>Finance &amp; insurance</b> .....                             | <b>126</b>                                      | <b>816</b>        | <b>3 498</b>   | <b>23</b>                      | <b>14</b>   | <b>5</b>   | <b>3</b>   | <b>1</b>  | —         | —          | —          | —          | —             |  |
| <b>53</b>              | <b>Real estate &amp; rental &amp; leasing</b> .....              | <b>(B)</b>                                      | <b>(D)</b>        | <b>(D)</b>     | <b>5</b>                       | <b>2</b>  | <b>2</b>   | —          | <b>1</b>  | —         | —          | —          | —          | —             |  |
| <b>54</b>              | <b>Professional, scientific &amp; technical services</b> .....   | <b>(B)</b>                                      | <b>(D)</b>        | <b>(D)</b>     | <b>13</b>                      | <b>11</b>   | <b>2</b>   | —          | —         | —         | —          | —          | —          | —             |  |
| <b>55</b>              | <b>Management of companies &amp; enterprises</b> .....           | <b>(B)</b>                                      | <b>(D)</b>        | <b>(D)</b>     | <b>2</b>                       | —   | —          | —          | <b>2</b>  | —         | —          | —          | —          | —             |  |
| <b>56</b>              | <b>Admin, support, waste mgt, remediation services</b> .....     | <b>(A)</b>                                      | <b>(D)</b>        | <b>(D)</b>     | <b>6</b>                       | <b>4</b>  | <b>2</b>   | —          | —         | —         | —          | —          | —          | —             |  |
| <b>61</b>              | <b>Educational services</b> .....                                | <b>(A)</b>                                      | <b>(D)</b>        | <b>(D)</b>     | <b>1</b>                       | —   | —          | <b>1</b>   | —         | —         | —          | —          | —          | —             |  |
| <b>62</b>              | <b>Health care and social assistance</b> .....                   | <b>540</b>                                      | <b>1 998</b>      | <b>8 245</b>   | <b>28</b>                      | <b>9</b>  | <b>7</b>   | <b>4</b>   | <b>3</b>  | <b>5</b>  | —          | —          | —          | —             |  |
| 623                    | Nursing & residential care facilities .....                      | 287   | 936               | 3 841          | 4                              | —   | —          | —          | —         | 4         | —          | —          | —          | —             |  |
| 6231                   | Nursing care facilities .....                                    | 287   | 936               | 3 841          | 4                              | —   | —          | —          | —         | 4         | —          | —          | —          | —             |  |
| 62311                  | Nursing care facilities .....                                    | 287   | 936               | 3 841          | 4                              | —   | —          | —          | —         | 4         | —          | —          | —          | —             |  |
| 623110                 | Nursing care facilities .....                                    | 287   | 936               | 3 841          | 4                              | —   | —          | —          | —         | 4         | —          | —          | —          | —             |  |
| 624                    | Social assistance .....  | 154   | 514               | 1 942          | 12                             | 4   | 3          | 2          | 2         | 1         | —          | —          | —          | —             |  |
| <b>71</b>              | <b>Arts, entertainment &amp; recreation</b> .....                | <b>9</b>  | <b>8</b>          | <b>58</b>      | <b>3</b>                       | <b>2</b>  | <b>1</b>   | —          | —         | —         | —          | —          | —          | —             |  |
| <b>72</b>              | <b>Accommodation &amp; food services</b> .....                   | <b>154</b>                                      | <b>309</b>        | <b>1 259</b>   | <b>21</b>                      | <b>8</b>  | <b>6</b>   | <b>6</b>   | <b>1</b>  | —         | —          | —          | —          | —             |  |
| 722                    | Food services & drinking places .....                            | 125   | 230               | 901            | 17                             | 6   | 6          | 4          | 1         | —         | —          | —          | —          | —             |  |
| <b>81</b>              | <b>Other services (except public administration)</b> .....       | <b>150</b>                                      | <b>366</b>        | <b>1 525</b>   | <b>42</b>                      | <b>34</b>   | <b>4</b>   | <b>3</b>   | <b>1</b>  | —         | —          | —          | —          | —             |  |
| 813                    | Religious, grantmaking, civic, prof & like organizations .....   | 109   | 278               | 1 089          | 28                             | 23  | 2          | 2          | 1         | —         | —          | —          | —          | —             |  |
| <b>99</b>              | <b>Unclassified establishments</b> .....                         | <b>21</b>                                       | <b>51</b>         | <b>152</b>     | <b>17</b>                      | <b>17</b>   | —          | —          | —         | —         | —          | —          | —          | —             |  |
| <b>NEWTON</b>          |  |   |                   |                |                                |   |            |            |           |           |            |            |            |               |  |
|                        | <b>Total</b> .....   | <b>15 666</b>                                   | <b>99 819</b>     | <b>407 751</b> | <b>1 074</b>                   | <b>659</b>  | <b>189</b> | <b>113</b> | <b>71</b> | <b>25</b> | <b>12</b>  | <b>2</b>   | <b>1</b>   | <b>2</b>      |  |
| <b>11</b>              | <b>Forestry, fishing, hunting, and agriculture support</b> ..... | <b>18</b>                                       | <b>44</b>         | <b>206</b>     | <b>4</b>                       | <b>3</b>  | —          | <b>1</b>   | —         | —         | —          | —          | —          | —             |  |
| <b>21</b>              | <b>Mining</b> .....  | <b>(B)</b>                                      | <b>(D)</b>        | <b>(D)</b>     | <b>3</b>                       | <b>1</b>  | <b>1</b>   | <b>1</b>   | —         | —         | —          | —          | —          | —             |  |
| <b>22</b>              | <b>Utilities</b> .....   | <b>121</b>                                      | <b>1 353</b>      | <b>5 411</b>   | <b>7</b>                       | <b>3</b>  | <b>2</b>   | —          | <b>1</b>  | <b>1</b>  | —          | —          | —          | —             |  |
| 221                    | Utilities .....  | 121   | 1 353             | 5 411          | 7                              | 3   | 2          | —          | 1         | 1         | —          | —          | —          | —             |  |
| 2211                   | Elec pwr generation, transmsn & distribution .....               | 104   | 1 237             | 4 983          | 3                              | —   | 1          | —          | 1         | 1         | —          | —          | —          | —             |  |
| <b>23</b>              | <b>Construction</b> .....  | <b>680</b>                                      | <b>3 837</b>      | <b>17 050</b>  | <b>133</b>                     | <b>97</b>   | <b>19</b>  | <b>11</b>  | <b>5</b>  | —         | <b>1</b>   | —          | —          | —             |  |
| 236                    | Construction of Buildings .....                                  | 205   | 1 475             | 6 116          | 34                             | 26  | 5          | 2          | —         | —         | 1          | —          | —          | —             |  |
| 2362                   | Nonresidential Building Construction .....                       | (C)   | (D)               | (D)            | 8                              | 3   | 2          | 2          | —         | —         | 1          | —          | —          | —             |  |
| 23622                  | Commercial and Institutional Building Construction .....         | 150   | 1 231             | 4 935          | 7                              | 3   | 1          | 2          | —         | —         | 1          | —          | —          | —             |  |
| 236220                 | Commercial and Institutional Building Construction .....         | 150   | 1 231             | 4 935          | 7                              | 3   | 1          | 2          | —         | —         | 1          | —          | —          | —             |  |
| 238                    | Specialty Trade Contractors .....                                | 380   | 1 892             | 8 456          | 89                             | 64  | 13         | 9          | 3         | —         | —          | —          | —          | —             |  |
| 2381                   | Foundation, Structure, and Building Exterior Contractors .....   | 114   | 500               | 2 346          | 24                             | 18  | 3          | 1          | 2         | —         | —          | —          | —          | —             |  |
| 2382                   | Building Equipment Contractors .....                             | 159   | 806               | 3 452          | 29                             | 17  | 6          | 5          | 1         | —         | —          | —          | —          | —             |  |
| 23822                  | Plumbing, Heating, and Air-Conditioning Contractors .....        | 118   | 651               | 2 860          | 20                             | 12  | 4          | 3          | 1         | —         | —          | —          | —          | —             |  |
| 238220                 | Plumbing, Heating, and Air-Conditioning Contractors .....        | 118   | 651               | 2 860          | 20                             | 12  | 4          | 3          | 1         | —         | —          | —          | —          | —             |  |

See footnotes at end of table.

**Table 6. Counties—Employees, Payroll, and Establishments by Industry: 2003—Con.**

[Excludes most government employees, railroad employees, and self-employed persons. Size class 1 to 4 includes establishments with payroll, but no employees, during mid-March pay period. (D) denotes figures withheld to avoid disclosing data for individual companies; the data are included in broader industry totals. Detailed industries with 100 or more employees are shown if industry was not a (D). For explanation of terms, abbreviations, and data reliability/comparability, see introductory text]

| NAICS code         | Industry   | Number of employees for week including March 12 | Payroll (\$1,000) |               | Total number of establishments | Number of establishments by employment-size class |           |           |          |          |            |            |            |               |
|--------------------|--|---|-------------------|---------------|--------------------------------|---|-----------|-----------|----------|----------|------------|------------|------------|---------------|
|                    |  |   | First quarter     | Annual        |                                | 1 to 4  | 5 to 9    | 10 to 19  | 20 to 49 | 50 to 99 | 100 to 249 | 250 to 499 | 500 to 999 | 1,000 or more |
| <b>NEWTON—Con.</b> |  |   |                   |               |                                |   |           |           |          |          |            |            |            |               |
| <b>31-33</b>       | <b>Manufacturing</b>                                     | <b>3 900</b>                                    | <b>23 971</b>     | <b>93 466</b> | <b>68</b>                      | <b>29</b>   | <b>9</b>  | <b>9</b>  | <b>9</b> | <b>5</b> | <b>4</b>   | <b>1</b>   | <b>1</b>   | <b>1</b>      |
| 311                | Food mfg   | 577   | 2 443             | 10 251        | 6                              | 3   | —         | —         | 1        | 1        | —          | 1          | —          | —             |
| 3116               | Animal slaughtering & processing                         | (E)   | (D)               | (D)           | 2                              | 1   | —         | —         | —        | —        | —          | —          | 1          | —             |
| 31161              | Animal slaughtering & processing                         | (E)   | (D)               | (D)           | 2                              | 1   | —         | —         | —        | —        | —          | —          | 1          | —             |
| 321                | Wood product mfg   | 116   | 668               | 2 648         | 7                              | 2   | —         | 2         | 3        | —        | —          | —          | —          | —             |
| 322                | Paper mfg  | (C)   | (D)               | (D)           | 1                              | —   | —         | —         | —        | —        | 1          | —          | —          | —             |
| 3222               | Converted paper product mfg                              | (C)   | (D)               | (D)           | 1                              | —   | —         | —         | —        | —        | 1          | —          | —          | —             |
| 32221              | Paperboard container mfg                                 | (C)   | (D)               | (D)           | 1                              | —   | —         | —         | —        | —        | 1          | —          | —          | —             |
| 331                | Primary metal mfg  | (F)   | (D)               | (D)           | 1                              | —   | —         | —         | —        | —        | —          | —          | 1          | —             |
| 3312               | Steel product mfg from purchased steel                   | (F)   | (D)               | (D)           | 1                              | —   | —         | —         | —        | —        | —          | —          | 1          | —             |
| 33122              | Rolling & drawing of purchased steel                     | (F)   | (D)               | (D)           | 1                              | —   | —         | —         | —        | —        | —          | —          | 1          | —             |
| 332                | Fabricated metal product mfg                             | 449   | 3 517             | 14 597        | 12                             | 6   | 2         | 1         | —        | 2        | 1          | —          | —          | —             |
| 3329               | Other fabricated metal product mfg                       | (E)   | (D)               | (D)           | 2                              | —   | —         | —         | —        | 1        | 1          | —          | —          | —             |
| 33299              | All other fabricated metal product mfg                   | (E)   | (D)               | (D)           | 2                              | —   | —         | —         | —        | 1        | 1          | —          | —          | —             |
| 335                | Electrical equip, appliance & component mfg              | (C)   | (D)               | (D)           | 1                              | —   | —         | —         | —        | —        | 1          | —          | —          | —             |
| 3352               | Household appliance mfg                                  | (C)   | (D)               | (D)           | 1                              | —   | —         | —         | —        | —        | 1          | —          | —          | —             |
| 33522              | Major appliance mfg                                      | (C)   | (D)               | (D)           | 1                              | —   | —         | —         | —        | —        | 1          | —          | —          | —             |
| 337                | Furniture & related product mfg                          | (G)   | (D)               | (D)           | 7                              | 3   | 1         | 1         | —        | 1        | —          | —          | —          | 1             |
| 3371               | HH & institutional furniture & kitchen cabinet mfg       | (G)   | (D)               | (D)           | 7                              | 3   | 1         | 1         | —        | 1        | —          | —          | —          | 1             |
| 33712              | Household & institutional furniture mfg                  | (G)   | (D)               | (D)           | 3                              | 1   | —         | 1         | —        | —        | —          | —          | —          | 1             |
| 339                | Miscellaneous mfg  | 280   | 1 716             | 6 330         | 11                             | 6   | 1         | 1         | 1        | 1        | 1          | —          | —          | —             |
| 3399               | Other miscellaneous mfg                                  | (E)   | (D)               | (D)           | 10                             | 5   | 1         | 1         | 1        | 1        | 1          | —          | —          | —             |
| 33992              | Sporting & athletic goods mfg                            | 253   | 1 575             | 5 720         | 4                              | 1   | —         | —         | 1        | 1        | 1          | —          | —          | —             |
| 339920             | Sporting & athletic goods mfg                            | 253   | 1 575             | 5 720         | 4                              | 1   | —         | —         | 1        | 1        | 1          | —          | —          | —             |
| <b>42</b>          | <b>Wholesale trade</b>                                   | <b>481</b>                                      | <b>3 123</b>      | <b>11 698</b> | <b>40</b>                      | <b>23</b>   | <b>8</b>  | <b>5</b>  | <b>1</b> | <b>2</b> | <b>1</b>   | —          | —          | —             |
| 424                | Merchant Wholesalers, Nondurable Goods                   | 331   | 2 193             | 7 665         | 12                             | 8   | 1         | —         | —        | 2        | 1          | —          | —          | —             |
| 4244               | Grocery and Related Product Wholesalers                  | (C)   | (D)               | (D)           | 3                              | 2   | —         | —         | —        | —        | 1          | —          | —          | —             |
| 42444              | Poultry and Poultry Product Merchant Wholesalers         | (C)   | (D)               | (D)           | 1                              | —   | —         | —         | —        | —        | 1          | —          | —          | —             |
| 4249               | Miscellaneous Nondurable Goods Merchant Wholesalers      | (C)   | (D)               | (D)           | 6                              | 3   | 1         | —         | —        | 2        | —          | —          | —          | —             |
| 42491              | Farm Supplies Merchant Wholesalers                       | (C)   | (D)               | (D)           | 4                              | 1   | 1         | —         | —        | 2        | —          | —          | —          | —             |
| <b>44-45</b>       | <b>Retail trade</b>                                      | <b>1 812</b>                                    | <b>7 940</b>      | <b>33 467</b> | <b>186</b>                     | <b>102</b>  | <b>45</b> | <b>26</b> | <b>9</b> | <b>3</b> | —          | <b>1</b>   | —          | —             |
| 441                | Motor vehicle & parts dealers                            | 159   | 1 214             | 5 714         | 29                             | 21  | 2         | 4         | 2        | —        | —          | —          | —          | —             |
| 444                | Bldg material & garden equip & supp dealers              | 239   | 1 107             | 4 505         | 22                             | 7   | 8         | 5         | 1        | 1        | —          | —          | —          | —             |
| 4441               | Building material & supplies dealers                     | 167   | 950               | 3 844         | 15                             | 5   | 5         | 4         | —        | 1        | —          | —          | —          | —             |
| 445                | Food & beverage stores                                   | 300   | 920               | 4 251         | 23                             | 11  | 1         | 8         | 1        | 2        | —          | —          | —          | —             |
| 4451               | Grocery stores   | 261   | 734               | 3 401         | 13                             | 3   | —         | 7         | 1        | 2        | —          | —          | —          | —             |
| 44511              | Grocery (except convenience) stores                      | 234   | 680               | 3 152         | 10                             | 2   | —         | 5         | 1        | 2        | —          | —          | —          | —             |
| 445110             | Grocery (except convenience) stores                      | 234   | 680               | 3 152         | 10                             | 2   | —         | 5         | 1        | 2        | —          | —          | —          | —             |
| 446                | Health & personal care stores                            | 100   | 794               | 3 259         | 15                             | 10  | 1         | 2         | 2        | —        | —          | —          | —          | —             |
| 4461               | Health & personal care stores                            | 100   | 794               | 3 259         | 15                             | 10  | 1         | 2         | 2        | —        | —          | —          | —          | —             |
| 447                | Gasoline stations  | 238   | 444               | 1 909         | 23                             | 9   | 10        | 1         | 3        | —        | —          | —          | —          | —             |
| 4471               | Gasoline stations  | 238   | 444               | 1 909         | 23                             | 9   | 10        | 1         | 3        | —        | —          | —          | —          | —             |
| 44711              | Gasoline stations with convenience stores                | (C)   | (D)               | (D)           | 22                             | 8   | 10        | 1         | 3        | —        | —          | —          | —          | —             |
| 452                | General merchandise stores                               | (E)   | (D)               | (D)           | 6                              | 1   | 3         | 1         | —        | —        | —          | 1          | —          | —             |
| 4529               | Other general merchandise stores                         | (E)   | (D)               | (D)           | 6                              | 1   | 3         | 1         | —        | —        | —          | 1          | —          | —             |
| 45291              | Warehouse clubs & superstores                            | (E)   | (D)               | (D)           | 1                              | —   | —         | —         | —        | —        | —          | 1          | —          | —             |
| 453                | Miscellaneous store retailers                            | 113   | 414               | 1 843         | 25                             | 17  | 5         | 3         | —        | —        | —          | —          | —          | —             |
| <b>48-49</b>       | <b>Transportation &amp; warehousing</b>                  | <b>592</b>                                      | <b>3 600</b>      | <b>18 859</b> | <b>67</b>                      | <b>52</b>   | <b>8</b>  | <b>3</b>  | <b>2</b> | —        | <b>2</b>   | —          | —          | —             |
| 484                | Truck transportation                                     | 143   | 1 033             | 4 765         | 47                             | 41  | 4         | 1         | 1        | —        | —          | —          | —          | —             |
| 4841               | General freight trucking                                 | 107   | 853               | 3 894         | 28                             | 22  | 4         | 1         | 1        | —        | —          | —          | —          | —             |
| 488                | Transportation support activities                        | (E)   | (D)               | (D)           | 6                              | 3   | 1         | —         | —        | —        | 2          | —          | —          | —             |
| 4881               | Air transportation support activities                    | (C)   | (D)               | (D)           | 1                              | —   | —         | —         | —        | —        | 1          | —          | —          | —             |
| 48819              | Other air transportation support activities              | (C)   | (D)               | (D)           | 1                              | —   | —         | —         | —        | —        | 1          | —          | —          | —             |
| 4889               | Other transportation support activities                  | (C)   | (D)               | (D)           | 1                              | —   | —         | —         | —        | —        | 1          | —          | —          | —             |
| 48899              | Other transportation support activities                  | (C)   | (D)               | (D)           | 1                              | —   | —         | —         | —        | —        | 1          | —          | —          | —             |
| <b>51</b>          | <b>Information</b>                                       | <b>231</b>                                      | <b>2 281</b>      | <b>9 831</b>  | <b>18</b>                      | <b>5</b>  | <b>8</b>  | <b>2</b>  | <b>1</b> | <b>2</b> | —          | —          | —          | —             |
| 511                | Publishing industries                                    | (C)   | (D)               | (D)           | 2                              | —   | —         | —         | —        | 2        | —          | —          | —          | —             |
| 5111               | Newspaper, periodical, book, database publishers         | (C)   | (D)               | (D)           | 2                              | —   | —         | —         | —        | 2        | —          | —          | —          | —             |
| <b>52</b>          | <b>Finance &amp; insurance</b>                           | <b>440</b>                                      | <b>2 948</b>      | <b>12 645</b> | <b>73</b>                      | <b>42</b>   | <b>20</b> | <b>7</b>  | <b>3</b> | <b>1</b> | —          | —          | —          | —             |
| 522                | Credit intermediation & related activities               | 348   | 2 463             | 10 308        | 42                             | 18  | 14        | 6         | 3        | 1        | —          | —          | —          | —             |
| 5221               | Depository credit intermediation                         | 310   | 2 100             | 8 751         | 26                             | 5   | 11        | 6         | 3        | 1        | —          | —          | —          | —             |
| 52211              | Commercial banking                                       | 271   | 1 850             | 7 185         | 20                             | 2   | 9         | 6         | 2        | 1        | —          | —          | —          | —             |
| 522110             | Commercial banking                                       | 271   | 1 850             | 7 185         | 20                             | 2   | 9         | 6         | 2        | 1        | —          | —          | —          | —             |
| <b>53</b>          | <b>Real estate &amp; rental &amp; leasing</b>            | <b>99</b>                                       | <b>442</b>        | <b>1 912</b>  | <b>35</b>                      | <b>28</b>   | <b>4</b>  | <b>2</b>  | <b>1</b> | —        | —          | —          | —          | —             |
| <b>54</b>          | <b>Professional, scientific &amp; technical services</b> | <b>305</b>                                      | <b>1 510</b>      | <b>6 486</b>  | <b>58</b>                      | <b>38</b>   | <b>10</b> | <b>6</b>  | <b>4</b> | —        | —          | —          | —          | —             |
| 541                | Professional, scientific & technical services            | 305   | 1 510             | 6 486         | 58                             | 38  | 10        | 6         | 4        | —        | —          | —          | —          | —             |
| 5411               | Legal services   | 101   | 658               | 3 122         | 14                             | 8   | 2         | 2         | 2        | —        | —          | —          | —          | —             |

See footnotes at end of table.

**Table 6. Counties—Employees, Payroll, and Establishments by Industry: 2003—Con.**

[Excludes most government employees, railroad employees, and self-employed persons. Size class 1 to 4 includes establishments with payroll, but no employees, during mid-March pay period. (D) denotes figures withheld to avoid disclosing data for individual companies; the data are included in broader industry totals. Detailed industries with 100 or more employees are shown if industry was not a (D). For explanation of terms, abbreviations, and data reliability/comparability, see introductory text]

| NAICS code         | Industry   | Number of employees for week including March 12 | Payroll (\$1,000) |                | Total number of establishments | Number of establishments by employment-size class |            |           |           |           |            |            |            |               |
|--------------------|--|---|-------------------|----------------|--------------------------------|---|------------|-----------|-----------|-----------|------------|------------|------------|---------------|
|                    |  |   | First quarter     | Annual         |                                | 1 to 4  | 5 to 9     | 10 to 19  | 20 to 49  | 50 to 99  | 100 to 249 | 250 to 499 | 500 to 999 | 1,000 or more |
| <b>NEWTON—Con.</b> |  |   |                   |                |                                |   |            |           |           |           |            |            |            |               |
| <b>55</b>          | <b>Management of companies &amp; enterprises</b>           | <b>(A)</b>                                      | <b>(D)</b>        | <b>(D)</b>     | <b>1</b>                       | <b>1</b>  | —          | —         | —         | —         | —          | —          | —          | —             |
| <b>56</b>          | <b>Admin. support, waste mgt, remediation services</b>     | <b>651</b>                                      | <b>1 779</b>      | <b>9 469</b>   | <b>41</b>                      | <b>26</b>   | <b>5</b>   | <b>2</b>  | <b>5</b>  | <b>1</b>  | <b>2</b>   | —          | —          | —             |
| 561                | Administrative & support services                          | 646   | 1 762             | 9 384          | 38                             | 23  | 5          | 2         | 5         | 1         | 2          | —          | —          | —             |
| 5613               | Employment services  | 340   | 1 119             | 6 453          | 8                              | 1   | —          | —         | 5         | 1         | 1          | —          | —          | —             |
| 56132              | Temporary help services                                    | (E)   | (D)               | (D)            | 7                              | —   | —          | —         | 5         | 1         | 1          | —          | —          | —             |
| 5616               | Investigation & security services                          | (C)   | (D)               | (D)            | 2                              | —   | —          | —         | 1         | —         | —          | 1          | —          | —             |
| 56161              | Investigation, guard & armored car services                | (C)   | (D)               | (D)            | 2                              | —   | —          | —         | 1         | —         | —          | 1          | —          | —             |
| <b>61</b>          | <b>Educational services</b>                                | <b>(A)</b>                                      | <b>(D)</b>        | <b>(D)</b>     | <b>2</b>                       | —   | <b>2</b>   | —         | —         | —         | —          | —          | —          | —             |
| <b>62</b>          | <b>Health care and social assistance</b>                   | <b>4 105</b>                                    | <b>40 836</b>     | <b>161 383</b> | <b>83</b>                      | <b>49</b>   | <b>15</b>  | <b>8</b>  | <b>5</b>  | <b>3</b>  | <b>2</b>   | —          | —          | <b>1</b>      |
| 621                | Ambulatory health care services                            | (C)   | (D)               | (D)            | 50                             | 37  | 10         | 3         | —         | —         | —          | —          | —          | —             |
| 622                | Hospitals  | (H)   | (D)               | (D)            | 2                              | —   | 1          | —         | —         | —         | —          | —          | —          | 1             |
| 6221               | General medical & surgical hospitals                       | (H)   | (D)               | (D)            | 2                              | —   | 1          | —         | —         | —         | —          | —          | —          | 1             |
| 62211              | General medical & surgical hospitals                       | (H)   | (D)               | (D)            | 2                              | —   | 1          | —         | —         | —         | —          | —          | —          | 1             |
| 623                | Nursing & residential care facilities                      | (F)   | (D)               | (D)            | 13                             | 1   | —          | 5         | 2         | 3         | 2          | —          | —          | —             |
| 6231               | Nursing care facilities                                    | (F)   | (D)               | (D)            | 7                              | —   | —          | 1         | 2         | 2         | 2          | —          | —          | —             |
| 62311              | Nursing care facilities                                    | (F)   | (D)               | (D)            | 7                              | —   | —          | 1         | 2         | 2         | 2          | —          | —          | —             |
| 624                | Social assistance  | 157   | 809               | 3 368          | 18                             | 11  | 4          | —         | 3         | —         | —          | —          | —          | —             |
| 6241               | Individual & family services                               | (C)   | (D)               | (D)            | 7                              | 4   | —          | —         | 3         | —         | —          | —          | —          | —             |
| <b>71</b>          | <b>Arts, entertainment &amp; recreation</b>                | <b>57</b>                                       | <b>198</b>        | <b>1 287</b>   | <b>10</b>                      | <b>8</b>  | —          | <b>1</b>  | <b>1</b>  | —         | —          | —          | —          | —             |
| <b>72</b>          | <b>Accommodation &amp; food services</b>                   | <b>1 613</b>                                    | <b>4 040</b>      | <b>16 717</b>  | <b>85</b>                      | <b>19</b>   | <b>16</b>  | <b>21</b> | <b>22</b> | <b>7</b>  | —          | —          | —          | —             |
| 721                | Accommodation  | 361   | 1 277             | 5 020          | 15                             | 2   | 2          | 5         | 4         | 2         | —          | —          | —          | —             |
| 7211               | Traveler accommodation                                     | (E)   | (D)               | (D)            | 14                             | 1   | 2          | 5         | 4         | 2         | —          | —          | —          | —             |
| 72111              | Hotels (exc casino hotels) & motels                        | (E)   | (D)               | (D)            | 14                             | 1   | 2          | 5         | 4         | 2         | —          | —          | —          | —             |
| 722                | Food services & drinking places                            | 1 252   | 2 763             | 11 697         | 70                             | 17  | 14         | 16        | 18        | 5         | —          | —          | —          | —             |
| 7221               | Full-service restaurants                                   | 652   | 1 492             | 6 274          | 32                             | 10  | 4          | 7         | 8         | 3         | —          | —          | —          | —             |
| 72211              | Full-service restaurants                                   | 652   | 1 492             | 6 274          | 32                             | 10  | 4          | 7         | 8         | 3         | —          | —          | —          | —             |
| 722110             | Full-service restaurants                                   | 652   | 1 492             | 6 274          | 32                             | 10  | 4          | 7         | 8         | 3         | —          | —          | —          | —             |
| 7222               | Limited-service eating places                              | 547   | 1 183             | 5 055          | 32                             | 5   | 8          | 9         | 8         | 2         | —          | —          | —          | —             |
| 72221              | Limited-service eating places                              | 547   | 1 183             | 5 055          | 32                             | 5   | 8          | 9         | 8         | 2         | —          | —          | —          | —             |
| 722211             | Limited-service restaurants                                | 512   | 1 103             | 4 765          | 28                             | 3   | 7          | 9         | 7         | 2         | —          | —          | —          | —             |
| <b>81</b>          | <b>Other services (except public administration)</b>       | <b>482</b>                                      | <b>1 546</b>      | <b>6 446</b>   | <b>122</b>                     | <b>95</b>   | <b>17</b>  | <b>8</b>  | <b>2</b>  | —         | —          | —          | —          | —             |
| 813                | Religious, grantmaking, civic, prof & like organizations   | 314   | 914               | 3 696          | 52                             | 34  | 11         | 5         | 2         | —         | —          | —          | —          | —             |
| 8131               | Religious organizations                                    | 214   | 562               | 2 281          | 38                             | 25  | 9          | 3         | 1         | —         | —          | —          | —          | —             |
| 81311              | Religious organizations                                    | 214   | 562               | 2 281          | 38                             | 25  | 9          | 3         | 1         | —         | —          | —          | —          | —             |
| 813110             | Religious organizations                                    | 214   | 562               | 2 281          | 38                             | 25  | 9          | 3         | 1         | —         | —          | —          | —          | —             |
| <b>99</b>          | <b>Unclassified establishments</b>                         | <b>39</b>                                       | <b>87</b>         | <b>368</b>     | <b>38</b>                      | <b>38</b>   | —          | —         | —         | —         | —          | —          | —          | —             |
| <b>NODAWAY</b>     |  |   |                   |                |                                |   |            |           |           |           |            |            |            |               |
|                    | <b>Total</b>   | <b>7 213</b>                                    | <b>37 932</b>     | <b>158 974</b> | <b>527</b>                     | <b>319</b>  | <b>101</b> | <b>52</b> | <b>31</b> | <b>11</b> | <b>8</b>   | <b>3</b>   | <b>2</b>   | —             |
| <b>11</b>          | <b>Forestry, fishing, hunting, and agriculture support</b> | <b>(A)</b>                                      | <b>(D)</b>        | <b>(D)</b>     | <b>3</b>                       | <b>1</b>  | <b>2</b>   | —         | —         | —         | —          | —          | —          | —             |
| <b>21</b>          | <b>Mining</b>  | <b>(A)</b>                                      | <b>(D)</b>        | <b>(D)</b>     | <b>4</b>                       | <b>3</b>  | —          | <b>1</b>  | —         | —         | —          | —          | —          | —             |
| <b>22</b>          | <b>Utilities</b>   | <b>(B)</b>                                      | <b>(D)</b>        | <b>(D)</b>     | <b>2</b>                       | <b>1</b>  | —          | —         | <b>1</b>  | —         | —          | —          | —          | —             |
| <b>23</b>          | <b>Construction</b>  | <b>305</b>                                      | <b>1 881</b>      | <b>11 532</b>  | <b>76</b>                      | <b>60</b>   | <b>12</b>  | <b>3</b>  | —         | <b>1</b>  | —          | —          | —          | —             |
| 237                | Heavy and Civil Engineering Construction                   | 110   | 1 057             | 6 936          | 8                              | 6   | —          | 1         | —         | 1         | —          | —          | —          | —             |
| 238                | Specialty Trade Contractors                                | 138   | 587               | 3 452          | 47                             | 37  | 8          | 2         | —         | —         | —          | —          | —          | —             |
| <b>31-33</b>       | <b>Manufacturing</b>                                       | <b>1 950</b>                                    | <b>15 649</b>     | <b>63 492</b>  | <b>24</b>                      | <b>11</b>   | <b>1</b>   | <b>4</b>  | <b>2</b>  | —         | <b>4</b>   | —          | <b>2</b>   | —             |
| 323                | Printing & related support activities                      | (C)   | (D)               | (D)            | 3                              | 1   | 1          | —         | —         | —         | 1          | —          | —          | —             |
| 3231               | Printing & related support activities                      | (C)   | (D)               | (D)            | 3                              | 1   | 1          | —         | —         | —         | 1          | —          | —          | —             |
| 32311              | Printing   | (C)   | (D)               | (D)            | 3                              | 1   | 1          | —         | —         | —         | 1          | —          | —          | —             |
| 331                | Primary metal mfg  | (E)   | (D)               | (D)            | 4                              | 1   | —          | 1         | —         | —         | 2          | —          | —          | —             |
| 3312               | Steel product mfg from purchased steel                     | (E)   | (D)               | (D)            | 2                              | —   | —          | —         | —         | —         | 2          | —          | —          | —             |
| 33122              | Rolling & drawing of purchased steel                       | (E)   | (D)               | (D)            | 2                              | —   | —          | —         | —         | —         | 2          | —          | —          | —             |
| 333                | Machinery mfg  | (F)   | (D)               | (D)            | 2                              | 1   | —          | —         | —         | —         | —          | —          | 1          | —             |
| 3336               | Engine, turbine & power transmsn equip mfg                 | (F)   | (D)               | (D)            | 1                              | —   | —          | —         | —         | —         | —          | —          | 1          | —             |
| 33361              | Engine, turbine & power transmsn equip mfg                 | (F)   | (D)               | (D)            | 1                              | —   | —          | —         | —         | —         | —          | —          | 1          | —             |
| 335                | Electrical equip, appliance & component mfg                | (F)   | (D)               | (D)            | 4                              | 1   | —          | 2         | —         | —         | —          | —          | 1          | —             |
| 3359               | Other electrical equipment & component mfg                 | (F)   | (D)               | (D)            | 4                              | 1   | —          | 2         | —         | —         | —          | —          | 1          | —             |
| 33591              | Battery mfg  | (F)   | (D)               | (D)            | 1                              | —   | —          | —         | —         | —         | —          | —          | 1          | —             |
| 336                | Transportation equipment mfg                               | (C)   | (D)               | (D)            | 1                              | —   | —          | —         | —         | —         | 1          | —          | —          | —             |
| 3363               | Motor vehicle parts mfg                                    | (C)   | (D)               | (D)            | 1                              | —   | —          | —         | —         | —         | 1          | —          | —          | —             |
| 33633              | Motor vehicle steering & suspension parts mfg              | (C)   | (D)               | (D)            | 1                              | —   | —          | —         | —         | —         | 1          | —          | —          | —             |
| <b>42</b>          | <b>Wholesale trade</b>                                     | <b>156</b>                                      | <b>1 064</b>      | <b>4 253</b>   | <b>24</b>                      | <b>10</b>   | <b>9</b>   | <b>5</b>  | —         | —         | —          | —          | —          | —             |
| 424                | Merchant Wholesalers, Nondurable Goods                     | 111   | 709               | 3 008          | 14                             | 3   | 8          | 3         | —         | —         | —          | —          | —          | —             |

See footnotes at end of table.

**Table 6. Counties—Employees, Payroll, and Establishments by Industry: 2003—Con.**

[Excludes most government employees, railroad employees, and self-employed persons. Size class 1 to 4 includes establishments with payroll, but no employees, during mid-March pay period. (D) denotes figures withheld to avoid disclosing data for individual companies; the data are included in broader industry totals. Detailed industries with 100 or more employees are shown if industry was not a (D). For explanation of terms, abbreviations, and data reliability/comparability, see introductory text]

| NAICS code          | Industry   | Number of employees for week including March 12 | Payroll (\$1,000) |               | Total number of establishments | Number of establishments by employment-size class |           |           |           |          |            |            |            |               |
|---------------------|--|---|-------------------|---------------|--------------------------------|---|-----------|-----------|-----------|----------|------------|------------|------------|---------------|
|                     |  |   | First quarter     | Annual        |                                | 1 to 4  | 5 to 9    | 10 to 19  | 20 to 49  | 50 to 99 | 100 to 249 | 250 to 499 | 500 to 999 | 1,000 or more |
| <b>NODAWAY—Con.</b> |  |   |                   |               |                                |   |           |           |           |          |            |            |            |               |
| <b>44-45</b>        | <b>Retail trade</b> .....                                      | <b>1 181</b>                                    | <b>4 391</b>      | <b>18 206</b> | <b>93</b>                      | <b>38</b>   | <b>32</b> | <b>13</b> | <b>8</b>  | —        | <b>1</b>   | <b>1</b>   | —          | —             |
| 441                 | Motor vehicle & parts dealers .....                            | 105   | 664               | 2 787         | 7                              | —   | 3         | 1         | 3         | —        | —          | —          | —          | —             |
| 444                 | Bldg material & garden equip & supp dealers .....              | 179   | 667               | 3 016         | 19                             | 9   | 5         | 2         | 3         | —        | —          | —          | —          | —             |
| 445                 | Food & beverage stores .....                                   | 191   | 707               | 3 077         | 9                              | 3   | 3         | 2         | —         | —        | <b>1</b>   | —          | —          | —             |
| 4451                | Grocery stores .....   | (C)   | (D)               | (D)           | 6                              | 2   | 2         | 1         | —         | —        | <b>1</b>   | —          | —          | —             |
| 44511               | Grocery (except convenience) stores .....                      | (C)   | (D)               | (D)           | 4                              | 2   | 1         | —         | —         | —        | <b>1</b>   | —          | —          | —             |
| 447                 | Gasoline stations .....  | 164   | 463               | 1 807         | 18                             | 4   | 9         | 4         | 1         | —        | —          | —          | —          | —             |
| 4471                | Gasoline stations .....  | 164   | 463               | 1 807         | 18                             | 4   | 9         | 4         | 1         | —        | —          | —          | —          | —             |
| 452                 | General merchandise stores .....                               | (E)   | (D)               | (D)           | 5                              | 1   | 1         | 2         | —         | —        | —          | <b>1</b>   | —          | —             |
| 4529                | Other general merchandise stores .....                         | (E)   | (D)               | (D)           | 5                              | 1   | 1         | 2         | —         | —        | —          | <b>1</b>   | —          | —             |
| 45291               | Warehouse clubs & superstores .....                            | (E)   | (D)               | (D)           | 1                              | —   | —         | —         | —         | —        | —          | <b>1</b>   | —          | —             |
| <b>48-49</b>        | <b>Transportation &amp; warehousing</b> .....                  | <b>87</b>                                       | <b>388</b>        | <b>1 487</b>  | <b>22</b>                      | <b>18</b>   | <b>3</b>  | —         | <b>1</b>  | —        | —          | —          | —          | —             |
| <b>51</b>           | <b>Information</b> .....                                       | <b>142</b>                                      | <b>704</b>        | <b>2 714</b>  | <b>11</b>                      | <b>4</b>  | <b>1</b>  | <b>4</b>  | <b>2</b>  | —        | —          | —          | —          | —             |
| <b>52</b>           | <b>Finance &amp; insurance</b> .....                           | <b>224</b>                                      | <b>1 842</b>      | <b>7 432</b>  | <b>35</b>                      | <b>25</b>   | <b>6</b>  | <b>1</b>  | <b>3</b>  | —        | —          | —          | —          | —             |
| 522                 | Credit intermediation & related activities .....               | 185   | 1 533             | 6 091         | 16                             | 8   | 4         | 1         | 3         | —        | —          | —          | —          | —             |
| 5221                | Depository credit intermediation .....                         | (C)   | (D)               | (D)           | 11                             | 5   | 3         | —         | 3         | —        | —          | —          | —          | —             |
| 52211               | Commercial banking .....                                       | 160   | 1 349             | 5 316         | 10                             | 4   | 3         | —         | 3         | —        | —          | —          | —          | —             |
| 522110              | Commercial banking .....                                       | 160   | 1 349             | 5 316         | 10                             | 4   | 3         | —         | 3         | —        | —          | —          | —          | —             |
| <b>53</b>           | <b>Real estate &amp; rental &amp; leasing</b> .....            | <b>56</b>                                       | <b>125</b>        | <b>575</b>    | <b>24</b>                      | <b>21</b>   | <b>3</b>  | —         | —         | —        | —          | —          | —          | —             |
| <b>54</b>           | <b>Professional, scientific &amp; technical services</b> ..... | <b>112</b>                                      | <b>596</b>        | <b>2 789</b>  | <b>29</b>                      | <b>22</b>   | <b>4</b>  | <b>3</b>  | —         | —        | —          | —          | —          | —             |
| 541                 | Professional, scientific & technical services .....            | 112   | 596               | 2 789         | 29                             | 22  | 4         | 3         | —         | —        | —          | —          | —          | —             |
| <b>56</b>           | <b>Admin, support, waste mgmt, remediation services</b> .....  | <b>511</b>                                      | <b>2 461</b>      | <b>8 249</b>  | <b>16</b>                      | <b>11</b>   | <b>2</b>  | <b>1</b>  | —         | —        | <b>1</b>   | <b>1</b>   | —          | —             |
| 561                 | Administrative & support services .....                        | 500   | 2 396             | 7 952         | 12                             | 8   | 1         | 1         | —         | —        | <b>1</b>   | <b>1</b>   | —          | —             |
| 5613                | Employment services .....                                      | (E)   | (D)               | (D)           | 2                              | —   | —         | —         | —         | —        | <b>1</b>   | <b>1</b>   | —          | —             |
| 56132               | Temporary help services .....                                  | (E)   | (D)               | (D)           | 2                              | —   | —         | —         | —         | —        | <b>1</b>   | <b>1</b>   | —          | —             |
| <b>61</b>           | <b>Educational services</b> .....                              | <b>(B)</b>                                      | <b>(D)</b>        | <b>(D)</b>    | <b>3</b>                       | <b>2</b>  | —         | <b>1</b>  | —         | —        | —          | —          | —          | —             |
| <b>62</b>           | <b>Health care and social assistance</b> .....                 | <b>1 050</b>                                    | <b>5 067</b>      | <b>23 164</b> | <b>47</b>                      | <b>22</b>   | <b>12</b> | <b>5</b>  | <b>1</b>  | <b>6</b> | —          | <b>1</b>   | —          | —             |
| 621                 | Ambulatory health care services .....                          | (C)   | (D)               | (D)           | 22                             | 13  | 6         | 3         | —         | —        | —          | —          | —          | —             |
| 622                 | Hospitals .....  | (E)   | (D)               | (D)           | 1                              | —   | —         | —         | —         | —        | —          | <b>1</b>   | —          | —             |
| 6221                | General medical & surgical hospitals .....                     | (E)   | (D)               | (D)           | 1                              | —   | —         | —         | —         | —        | —          | <b>1</b>   | —          | —             |
| 62211               | General medical & surgical hospitals .....                     | (E)   | (D)               | (D)           | 1                              | —   | —         | —         | —         | —        | —          | <b>1</b>   | —          | —             |
| 623                 | Nursing & residential care facilities .....                    | 329   | 1 112             | 4 525         | 13                             | 3   | 4         | 2         | —         | 4        | —          | —          | —          | —             |
| 6231                | Nursing care facilities .....                                  | 278   | 946               | 3 855         | 5                              | —   | 1         | —         | —         | 4        | —          | —          | —          | —             |
| 62311               | Nursing care facilities .....                                  | 278   | 946               | 3 855         | 5                              | —   | 1         | —         | —         | 4        | —          | —          | —          | —             |
| 623110              | Nursing care facilities .....                                  | 278   | 946               | 3 855         | 5                              | —   | 1         | —         | —         | 4        | —          | —          | —          | —             |
| 624                 | Social assistance .....  | 197   | 535               | 2 192         | 11                             | 6   | 2         | —         | 1         | 2        | —          | —          | —          | —             |
| 6241                | Individual & family services .....                             | (C)   | (D)               | (D)           | 6                              | 2   | 2         | —         | 1         | 1        | —          | —          | —          | —             |
| <b>71</b>           | <b>Arts, entertainment &amp; recreation</b> .....              | <b>59</b>                                       | <b>45</b>         | <b>227</b>    | <b>6</b>                       | <b>3</b>  | <b>2</b>  | —         | <b>1</b>  | —        | —          | —          | —          | —             |
| <b>72</b>           | <b>Accommodation &amp; food services</b> .....                 | <b>798</b>                                      | <b>1 519</b>      | <b>6 084</b>  | <b>38</b>                      | <b>14</b>   | <b>3</b>  | <b>7</b>  | <b>11</b> | <b>2</b> | <b>1</b>   | —          | —          | —             |
| 722                 | Food services & drinking places .....                          | 705   | 1 389             | 5 465         | 33                             | 12  | 3         | 6         | 9         | 2        | 1          | —          | —          | —             |
| 7221                | Full-service restaurants .....                                 | (C)   | (D)               | (D)           | 10                             | 3   | 1         | 2         | 3         | 1        | —          | —          | —          | —             |
| 72211               | Full-service restaurants .....                                 | (C)   | (D)               | (D)           | 10                             | 3   | 1         | 2         | 3         | 1        | —          | —          | —          | —             |
| 7222                | Limited-service eating places .....                            | 317   | 588               | 2 569         | 16                             | 4   | 1         | 4         | 6         | 1        | —          | —          | —          | —             |
| 72221               | Limited-service eating places .....                            | 317   | 588               | 2 569         | 16                             | 4   | 1         | 4         | 6         | 1        | —          | —          | —          | —             |
| 722211              | Limited-service restaurants .....                              | 299   | 566               | 2 460         | 13                             | 2   | 1         | 3         | 6         | 1        | —          | —          | —          | —             |
| 7223                | Special food services .....                                    | (C)   | (D)               | (D)           | 2                              | 1   | —         | —         | —         | —        | —          | <b>1</b>   | —          | —             |
| 72231               | Food service contractors .....                                 | (C)   | (D)               | (D)           | 1                              | —   | —         | —         | —         | —        | —          | <b>1</b>   | —          | —             |
| <b>81</b>           | <b>Other services (except public administration)</b> .....     | <b>499</b>                                      | <b>1 696</b>      | <b>6 714</b>  | <b>55</b>                      | <b>38</b>   | <b>9</b>  | <b>4</b>  | <b>1</b>  | <b>2</b> | <b>1</b>   | —          | —          | —             |
| 813                 | Religious, grantmaking, civic, prof & like organizations ..... | 405   | 1 267             | 4 900         | 26                             | 15  | 4         | 4         | —         | 2        | 1          | —          | —          | —             |
| 8131                | Religious organizations .....                                  | 376   | 1 207             | 4 671         | 21                             | 13  | 2         | 3         | —         | 2        | 1          | —          | —          | —             |
| 81311               | Religious organizations .....                                  | 376   | 1 207             | 4 671         | 21                             | 13  | 2         | 3         | —         | 2        | 1          | —          | —          | —             |
| 813110              | Religious organizations .....                                  | 376   | 1 207             | 4 671         | 21                             | 13  | 2         | 3         | —         | 2        | 1          | —          | —          | —             |
| <b>99</b>           | <b>Unclassified establishments</b> .....                       | <b>8</b>  | <b>11</b>         | <b>75</b>     | <b>15</b>                      | <b>15</b>   | —         | —         | —         | —        | —          | —          | —          | —             |

See footnotes at end of table.



**Table 6. Counties—Employees, Payroll, and Establishments by Industry: 2003—Con.**

[Excludes most government employees, railroad employees, and self-employed persons. Size class 1 to 4 includes establishments with payroll, but no employees, during mid-March pay period. (D) denotes figures withheld to avoid disclosing data for individual companies; the data are included in broader industry totals. Detailed industries with 100 or more employees are shown if industry was not a (D). For explanation of terms, abbreviations, and data reliability/comparability, see introductory text]

| NAICS code    | Industry   | Number of employees for week including March 12 | Payroll (\$1,000) |               | Total number of establishments | Number of establishments by employment-size class |           |           |           |          |            |            |            |               |
|---------------|--|---|-------------------|---------------|--------------------------------|---|-----------|-----------|-----------|----------|------------|------------|------------|---------------|
|               |  |   | First quarter     | Annual        |                                | 1 to 4  | 5 to 9    | 10 to 19  | 20 to 49  | 50 to 99 | 100 to 249 | 250 to 499 | 500 to 999 | 1,000 or more |
| <b>OREGON</b> |  |   |                   |               |                                |   |           |           |           |          |            |            |            |               |
|               | <b>Total</b> .....   | <b>1 682</b>                                    | <b>6 996</b>      | <b>29 241</b> | <b>221</b>                     | <b>141</b>  | <b>35</b> | <b>24</b> | <b>14</b> | <b>7</b> | -          | -          | -          | -             |
| 11            | Forestry, fishing, hunting, and agriculture support .....      | 3   | 7                 | 37            | 4                              | 4   | -         | -         | -         | -        | -          | -          | -          | -             |
| 21            | Mining .....   | (A)   | (D)               | (D)           | 1                              | -   | 1         | -         | -         | -        | -          | -          | -          | -             |
| 23            | Construction .....   | (C)   | (D)               | (D)           | 12                             | 10  | 1         | -         | -         | 1        | -          | -          | -          | -             |
| 238           | Specialty Trade Contractors .....                              | (C)   | (D)               | (D)           | 10                             | 8   | 1         | -         | -         | 1        | -          | -          | -          | -             |
| 2381          | Foundation, Structure, and Building Exterior Contractors ..... | (C)   | (D)               | (D)           | 4                              | 2   | 1         | -         | -         | 1        | -          | -          | -          | -             |
| 31-33         | Manufacturing .....  | <b>290</b>                                      | <b>1 397</b>      | <b>5 377</b>  | <b>16</b>                      | <b>3</b>  | <b>5</b>  | <b>4</b>  | <b>2</b>  | <b>2</b> | -          | -          | -          | -             |
| 321           | Wood product mfg .....   | 156   | 622               | 2 539         | 11                             | 3   | 4         | 1         | 2         | 1        | -          | -          | -          | -             |
| 42            | Wholesale trade .....  | 101   | 556               | 2 566         | 7                              | 3   | 1         | 1         | 2         | -        | -          | -          | -          | -             |
| 44-45         | Retail trade .....   | <b>462</b>                                      | <b>1 702</b>      | <b>7 312</b>  | <b>59</b>                      | <b>32</b>   | <b>13</b> | <b>8</b>  | <b>4</b>  | <b>2</b> | -          | -          | -          | -             |
| 445           | Food & beverage stores .....                                   | 142   | 426               | 1 993         | 9                              | 3   | 2         | 1         | 2         | 1        | -          | -          | -          | -             |
| 4451          | Grocery stores .....   | 126   | 374               | 1 771         | 6                              | 2   | -         | 1         | 2         | 1        | -          | -          | -          | -             |
| 44511         | Grocery (except convenience) stores .....                      | (C)   | (D)               | (D)           | 4                              | 1   | -         | -         | 2         | 1        | -          | -          | -          | -             |
| 48-49         | Transportation & warehousing .....                             | (B)   | (D)               | (D)           | 18                             | 15  | -         | 2         | 1         | -        | -          | -          | -          | -             |
| 51            | Information .....  | (B)   | (D)               | (D)           | 3                              | 1   | 1         | 1         | -         | -        | -          | -          | -          | -             |
| 52            | Finance & insurance .....                                      | 76  | 419               | 1 639         | 12                             | 8   | 1         | 2         | 1         | -        | -          | -          | -          | -             |
| 53            | Real estate & rental & leasing .....                           | 16  | 85                | 448           | 7                              | 6   | 1         | -         | -         | -        | -          | -          | -          | -             |
| 54            | Professional, scientific & technical services .....            | 33  | 135               | 529           | 11                             | 10  | 1         | -         | -         | -        | -          | -          | -          | -             |
| 56            | Admin, support, waste mgt, remediation services .....          | (B)   | (D)               | (D)           | 5                              | 4   | -         | -         | 1         | -        | -          | -          | -          | -             |
| 62            | Health care and social assistance .....                        | 233   | 1 066             | 4 679         | 19                             | 9   | 5         | 3         | -         | 2        | -          | -          | -          | -             |
| 623           | Nursing & residential care facilities .....                    | 167   | 839               | 3 614         | 3                              | -   | -         | 1         | -         | 2        | -          | -          | -          | -             |
| 71            | Arts, entertainment & recreation .....                         | (A)   | (D)               | (D)           | 1                              | 1   | -         | -         | -         | -        | -          | -          | -          | -             |
| 72            | Accommodation & food services .....                            | 149   | 239               | 1 073         | 14                             | 5   | 3         | 3         | 3         | -        | -          | -          | -          | -             |
| 722           | Food services & drinking places .....                          | 149   | 239               | 1 073         | 14                             | 5   | 3         | 3         | 3         | -        | -          | -          | -          | -             |
| 81            | Other services (except public administration) .....            | 48  | 157               | 700           | 23                             | 21  | 2         | -         | -         | -        | -          | -          | -          | -             |
| 99            | Unclassified establishments .....                              | 9   | 22                | 81            | 9                              | 9   | -         | -         | -         | -        | -          | -          | -          | -             |
| <b>OSAGE</b>  |  |   |                   |               |                                |   |           |           |           |          |            |            |            |               |
|               | <b>Total</b> .....   | <b>2 658</b>                                    | <b>13 812</b>     | <b>61 294</b> | <b>286</b>                     | <b>172</b>  | <b>57</b> | <b>36</b> | <b>13</b> | <b>6</b> | <b>1</b>   | -          | <b>1</b>   | -             |
| 21            | Mining .....   | (B)   | (D)               | (D)           | 4                              | 2   | 1         | 1         | -         | -        | -          | -          | -          | -             |
| 22            | Utilities .....  | (B)   | (D)               | (D)           | 2                              | -   | -         | -         | 1         | 1        | -          | -          | -          | -             |
| 23            | Construction .....   | 207   | 959               | 5 314         | 55                             | 39  | 11        | 5         | -         | -        | -          | -          | -          | -             |
| 238           | Specialty Trade Contractors .....                              | 133   | 511               | 2 764         | 34                             | 23  | 8         | 3         | -         | -        | -          | -          | -          | -             |
| 31-33         | Manufacturing .....  | <b>1 115</b>                                    | <b>6 543</b>      | <b>28 786</b> | <b>28</b>                      | <b>9</b>  | <b>5</b>  | <b>6</b>  | <b>4</b>  | <b>2</b> | <b>1</b>   | -          | <b>1</b>   | -             |
| 311           | Food mfg .....   | 216   | 2 528             | 10 461        | 6                              | 2   | 2         | -         | -         | 1        | 1          | -          | -          | -             |
| 3111          | Animal food mfg .....  | (C)   | (D)               | (D)           | 5                              | 1   | 2         | -         | -         | 1        | 1          | -          | -          | -             |
| 31111         | Animal food mfg .....  | (C)   | (D)               | (D)           | 5                              | 1   | 2         | -         | -         | 1        | 1          | -          | -          | -             |
| 332           | Fabricated metal product mfg .....                             | (F)   | (D)               | (D)           | 2                              | -   | -         | -         | 1         | -        | -          | -          | 1          | -             |
| 3323          | Architectural & structural metals mfg .....                    | (F)   | (D)               | (D)           | 1                              | -   | -         | -         | -         | -        | -          | -          | 1          | -             |
| 33232         | Ornamental & architectural metal prod mfg .....                | (F)   | (D)               | (D)           | 1                              | -   | -         | -         | -         | -        | -          | -          | 1          | -             |
| 336           | Transportation equipment mfg .....                             | (C)   | (D)               | (D)           | 2                              | -   | -         | -         | 1         | 1        | -          | -          | -          | -             |
| 3362          | Motor vehicle body & trailer mfg .....                         | (C)   | (D)               | (D)           | 2                              | -   | -         | -         | 1         | 1        | -          | -          | -          | -             |
| 33621         | Motor vehicle body & trailer mfg .....                         | (C)   | (D)               | (D)           | 2                              | -   | -         | -         | 1         | 1        | -          | -          | -          | -             |
| 42            | Wholesale trade .....  | 80  | 388               | 1 715         | 13                             | 6   | 4         | 3         | -         | -        | -          | -          | -          | -             |
| 44-45         | Retail trade .....   | <b>454</b>                                      | <b>2 127</b>      | <b>9 875</b>  | <b>55</b>                      | <b>30</b>   | <b>12</b> | <b>9</b>  | <b>2</b>  | <b>2</b> | -          | -          | -          | -             |
| 441           | Motor vehicle & parts dealers .....                            | 121   | 889               | 4 325         | 9                              | 7   | -         | -         | 1         | 1        | -          | -          | -          | -             |
| 4411          | Automobile dealers .....                                       | (C)   | (D)               | (D)           | 3                              | 1   | -         | -         | 1         | 1        | -          | -          | -          | -             |
| 44111         | New car dealers .....  | (C)   | (D)               | (D)           | 3                              | 1   | -         | -         | 1         | 1        | -          | -          | -          | -             |
| 445           | Food & beverage stores .....                                   | 120   | 331               | 1 280         | 9                              | 4   | 2         | 1         | 1         | 1        | -          | -          | -          | -             |
| 4451          | Grocery stores .....   | (C)   | (D)               | (D)           | 7                              | 3   | 2         | -         | 1         | 1        | -          | -          | -          | -             |
| 48-49         | Transportation & warehousing .....                             | 57  | 218               | 901           | 12                             | 8   | 3         | -         | 1         | -        | -          | -          | -          | -             |
| 51            | Information .....  | 15  | 125               | 473           | 4                              | 3   | 1         | -         | -         | -        | -          | -          | -          | -             |
| 52            | Finance & insurance .....                                      | 102   | 693               | 3 353         | 19                             | 13  | 4         | -         | 2         | -        | -          | -          | -          | -             |
| 53            | Real estate & rental & leasing .....                           | 8   | 14                | 66            | 4                              | 4   | -         | -         | -         | -        | -          | -          | -          | -             |
| 54            | Professional, scientific & technical services .....            | 23  | 98                | 535           | 8                              | 6   | 2         | -         | -         | -        | -          | -          | -          | -             |
| 56            | Admin, support, waste mgt, remediation services .....          | (A)   | (D)               | (D)           | 4                              | 3   | 1         | -         | -         | -        | -          | -          | -          | -             |
| 61            | Educational services .....                                     | 51  | 170               | 662           | 4                              | 2   | -         | 1         | 1         | -        | -          | -          | -          | -             |
| 62            | Health care and social assistance .....                        | 145   | 725               | 2 709         | 18                             | 11  | 4         | 2         | -         | 1        | -          | -          | -          | -             |
| 71            | Arts, entertainment & recreation .....                         | (A)   | (D)               | (D)           | 1                              | -   | 1         | -         | -         | -        | -          | -          | -          | -             |

See footnotes at end of table.

**Table 6. Counties—Employees, Payroll, and Establishments by Industry: 2003—Con.**

[Excludes most government employees, railroad employees, and self-employed persons. Size class 1 to 4 includes establishments with payroll, but no employees, during mid-March pay period. (D) denotes figures withheld to avoid disclosing data for individual companies; the data are included in broader industry totals. Detailed industries with 100 or more employees are shown if industry was not a (D). For explanation of terms, abbreviations, and data reliability/comparability, see introductory text]

| NAICS code        | Industry   | Number of employees for week including March 12 | Payroll (\$1,000) |        | Total number of establishments | Number of establishments by employment-size class |        |          |          |          |            |            |            |               |
|-------------------|--|---|-------------------|--------|--------------------------------|---|--------|----------|----------|----------|------------|------------|------------|---------------|
|                   |  |   | First quarter     | Annual |                                | 1 to 4  | 5 to 9 | 10 to 19 | 20 to 49 | 50 to 99 | 100 to 249 | 250 to 499 | 500 to 999 | 1,000 or more |
| <b>OSAGE—Con.</b> |  |   |                   |        |                                |   |        |          |          |          |            |            |            |               |
| 72                | <b>Accommodation &amp; food services</b> .....                   | 164   | 195               | 774    | 19                             | 8   | 4      | 5        | 2        | —        | —          | —          | —          | —             |
| 722               | Food services & drinking places .....                            | (C)   | (D)               | (D)    | 18                             | 7   | 4      | 5        | 2        | —        | —          | —          | —          | —             |
| 81                | <b>Other services (except public administration)</b> .....       | 113   | 339               | 1 360  | 31                             | 23  | 4      | 4        | —        | —        | —          | —          | —          | —             |
| 99                | <b>Unclassified establishments</b> .....                         | (A)   | (D)               | (D)    | 5                              | 5   | —      | —        | —        | —        | —          | —          | —          | —             |
| <b>OZARK</b>      |  |   |                   |        |                                |   |        |          |          |          |            |            |            |               |
|                   | <b>Total</b> .....   | 961   | 3 644             | 15 867 | 173                            | 124   | 26     | 14       | 5        | 4        | —          | —          | —          | —             |
| 11                | <b>Forestry, fishing, hunting, and agriculture support</b> ..... | (A)   | (D)               | (D)    | 5                              | 4   | 1      | —        | —        | —        | —          | —          | —          | —             |
| 21                | <b>Mining</b> .....  | (A)   | (D)               | (D)    | 1                              | 1   | —      | —        | —        | —        | —          | —          | —          | —             |
| 22                | <b>Utilities</b> .....   | (A)   | (D)               | (D)    | 1                              | —   | —      | 1        | —        | —        | —          | —          | —          | —             |
| 23                | <b>Construction</b> .....  | 22  | 99                | 419    | 11                             | 11  | —      | —        | —        | —        | —          | —          | —          | —             |
| 31-33             | <b>Manufacturing</b> .....                                       | 169   | 780               | 3 220  | 11                             | 3   | 1      | 4        | 2        | 1        | —          | —          | —          | —             |
| 42                | <b>Wholesale trade</b> .....                                     | 25  | 86                | 384    | 8                              | 6   | 1      | 1        | —        | —        | —          | —          | —          | —             |
| 44-45             | <b>Retail trade</b> .....  | 268   | 755               | 3 128  | 35                             | 18  | 9      | 6        | 1        | 1        | —          | —          | —          | —             |
| 447               | Gasoline stations .....  | 101   | 254               | 1 032  | 10                             | 4   | 4      | 1        | 1        | —        | —          | —          | —          | —             |
| 4471              | Gasoline stations .....  | 101   | 254               | 1 032  | 10                             | 4   | 4      | 1        | 1        | —        | —          | —          | —          | —             |
| 48-49             | <b>Transportation &amp; warehousing</b> .....                    | 42  | 187               | 789    | 13                             | 10  | 2      | 1        | —        | —        | —          | —          | —          | —             |
| 51                | <b>Information</b> .....   | 11  | 91                | 208    | 3                              | 2   | 1      | —        | —        | —        | —          | —          | —          | —             |
| 52                | <b>Finance &amp; insurance</b> .....                             | (B)   | (D)               | (D)    | 12                             | 7   | 4      | —        | 1        | —        | —          | —          | —          | —             |
| 53                | <b>Real estate &amp; rental &amp; leasing</b> .....              | 6   | 32                | 161    | 4                              | 4   | —      | —        | —        | —        | —          | —          | —          | —             |
| 54                | <b>Professional, scientific &amp; technical services</b> .....   | 26  | 104               | 466    | 9                              | 7   | 2      | —        | —        | —        | —          | —          | —          | —             |
| 56                | <b>Admin, support, waste mgt, remediation services</b> .....     | (A)   | (D)               | (D)    | 2                              | 2   | —      | —        | —        | —        | —          | —          | —          | —             |
| 62                | <b>Health care and social assistance</b> .....                   | 97  | 372               | 1 770  | 11                             | 8   | 2      | —        | —        | 1        | —          | —          | —          | —             |
| 71                | <b>Arts, entertainment &amp; recreation</b> .....                | (A)   | (D)               | (D)    | 2                              | 1   | 1      | —        | —        | —        | —          | —          | —          | —             |
| 72                | <b>Accommodation &amp; food services</b> .....                   | 133   | 168               | 1 211  | 18                             | 14  | 1      | 1        | 1        | 1        | —          | —          | —          | —             |
| 81                | <b>Other services (except public administration)</b> .....       | 38  | 132               | 543    | 19                             | 18  | 1      | —        | —        | —        | —          | —          | —          | —             |
| 99                | <b>Unclassified establishments</b> .....                         | 7   | 12                | 38     | 8                              | 8   | —      | —        | —        | —        | —          | —          | —          | —             |
| <b>PEMISCOT</b>   |  |   |                   |        |                                |   |        |          |          |          |            |            |            |               |
|                   | <b>Total</b> .....   | 4 395   | 21 373            | 88 105 | 372                            | 216   | 62     | 46       | 35       | 8        | 2          | 3          | —          | —             |
| 11                | <b>Forestry, fishing, hunting, and agriculture support</b> ..... | (A)   | (D)               | (D)    | 2                              | 1   | —      | 1        | —        | —        | —          | —          | —          | —             |
| 21                | <b>Mining</b> .....  | (A)   | (D)               | (D)    | 2                              | —   | 2      | —        | —        | —        | —          | —          | —          | —             |
| 22                | <b>Utilities</b> .....   | 55  | 708               | 2 821  | 4                              | 1   | —      | 2        | 1        | —        | —          | —          | —          | —             |
| 23                | <b>Construction</b> .....  | 80  | 208               | 594    | 10                             | 8   | —      | 1        | —        | 1        | —          | —          | —          | —             |
| 31-33             | <b>Manufacturing</b> .....                                       | 780   | 5 339             | 21 053 | 14                             | 6   | 1      | 2        | 2        | —        | 2          | 1          | —          | —             |
| 331               | Primary metal mfg .....  | (C)   | (D)               | (D)    | 1                              | —   | —      | —        | —        | —        | 1          | —          | —          | —             |
| 3313              | Alumina & aluminum production & processing ..                    | (C)   | (D)               | (D)    | 1                              | —   | —      | —        | —        | —        | 1          | —          | —          | —             |
| 33131             | Alumina & aluminum production & processing .....                 | (C)   | (D)               | (D)    | 1                              | —   | —      | —        | —        | —        | 1          | —          | —          | —             |
| 333               | Machinery mfg .....  | (C)   | (D)               | (D)    | 3                              | 2   | —      | —        | —        | —        | 1          | —          | —          | —             |
| 3339              | Other general purpose machinery mfg .....                        | (C)   | (D)               | (D)    | 2                              | 1   | —      | —        | —        | —        | 1          | —          | —          | —             |
| 33392             | Material handling equipment mfg .....                            | (C)   | (D)               | (D)    | 1                              | —   | —      | —        | —        | —        | 1          | —          | —          | —             |
| 336               | Transportation equipment mfg .....                               | (E)   | (D)               | (D)    | 1                              | —   | —      | —        | —        | —        | —          | 1          | —          | —             |
| 3366              | Ship & boat building .....                                       | (E)   | (D)               | (D)    | 1                              | —   | —      | —        | —        | —        | —          | 1          | —          | —             |
| 33661             | Ship & boat building .....                                       | (E)   | (D)               | (D)    | 1                              | —   | —      | —        | —        | —        | —          | 1          | —          | —             |
| 42                | <b>Wholesale trade</b> .....                                     | 248   | 1 702             | 7 684  | 27                             | 10  | 9      | 5        | 3        | —        | —          | —          | —          | —             |
| 424               | Merchant Wholesalers, Nondurable Goods .....                     | 179   | 1 149             | 5 269  | 18                             | 5   | 7      | 4        | 2        | —        | —          | —          | —          | —             |
| 44-45             | <b>Retail trade</b> .....  | 761   | 2 500             | 10 922 | 81                             | 43  | 14     | 10       | 12       | 2        | —          | —          | —          | —             |
| 445               | Food & beverage stores .....                                     | 233   | 581               | 2 466  | 19                             | 8   | 3      | 2        | 6        | —        | —          | —          | —          | —             |
| 4451              | Grocery stores .....   | 201   | 511               | 2 161  | 12                             | 3   | 2      | 1        | 6        | —        | —          | —          | —          | —             |
| 44511             | Grocery (except convenience) stores .....                        | 177   | 464               | 1 958  | 7                              | 1   | —      | —        | 6        | —        | —          | —          | —          | —             |
| 445110            | Grocery (except convenience) stores .....                        | 177   | 464               | 1 958  | 7                              | 1   | —      | —        | 6        | —        | —          | —          | —          | —             |
| 452               | General merchandise stores .....                                 | 107   | 328               | 1 746  | 4                              | 1   | 1      | —        | 1        | 1        | —          | —          | —          | —             |
| 48-49             | <b>Transportation &amp; warehousing</b> .....                    | 197   | 1 292             | 5 538  | 29                             | 17  | 7      | 2        | 3        | —        | —          | —          | —          | —             |
| 484               | Truck transportation .....                                       | 111   | 692               | 2 839  | 19                             | 13  | 4      | —        | 2        | —        | —          | —          | —          | —             |
| 51                | <b>Information</b> .....   | 16  | 157               | 629    | 4                              | 2   | 2      | —        | —        | —        | —          | —          | —          | —             |
| 52                | <b>Finance &amp; insurance</b> .....                             | 140   | 999               | 4 214  | 21                             | 16  | —      | 2        | 3        | —        | —          | —          | —          | —             |
| 522               | Credit intermediation & related activities .....                 | (C)   | (D)               | (D)    | 10                             | 6   | —      | 1        | 3        | —        | —          | —          | —          | —             |
| 5221              | Depository credit intermediation .....                           | 110   | 864               | 3 676  | 8                              | 4   | —      | 1        | 3        | —        | —          | —          | —          | —             |
| 52211             | Commercial banking .....   | 110   | 864               | 3 676  | 8                              | 4   | —      | 1        | 3        | —        | —          | —          | —          | —             |
| 522110            | Commercial banking .....   | 110   | 864               | 3 676  | 8                              | 4   | —      | 1        | 3        | —        | —          | —          | —          | —             |

See footnotes at end of table.

**Table 6. Counties—Employees, Payroll, and Establishments by Industry: 2003—Con.**

[Excludes most government employees, railroad employees, and self-employed persons. Size class 1 to 4 includes establishments with payroll, but no employees, during mid-March pay period. (D) denotes figures withheld to avoid disclosing data for individual companies; the data are included in broader industry totals. Detailed industries with 100 or more employees are shown if industry was not a (D). For explanation of terms, abbreviations, and data reliability/comparability, see introductory text]

| NAICS code           | Industry   | Number of employees for week including March 12 | Payroll (\$1,000) |                | Total number of establishments | Number of establishments by employment-size class |           |           |           |           |            |            |            |               |
|----------------------|--|---|-------------------|----------------|--------------------------------|---|-----------|-----------|-----------|-----------|------------|------------|------------|---------------|
|                      |  |   | First quarter     | Annual         |                                | 1 to 4  | 5 to 9    | 10 to 19  | 20 to 49  | 50 to 99  | 100 to 249 | 250 to 499 | 500 to 999 | 1,000 or more |
| <b>PEMISCOT—Con.</b> |  |   |                   |                |                                |   |           |           |           |           |            |            |            |               |
| 53                   | Real estate & rental & leasing .....                           | 46  | 321               | 1 403          | 15                             | 11  | 3         | 1         | -         | -         | -          | -          | -          | -             |
| 54                   | Professional, scientific & technical services .....            | 64  | 299               | 1 324          | 16                             | 11  | 4         | 1         | -         | -         | -          | -          | -          | -             |
| 55                   | Management of companies & enterprises .....                    | (A)   | (D)               | (D)            | 2                              | 1   | 1         | -         | -         | -         | -          | -          | -          | -             |
| 56                   | Admin. support, waste mgt, remediation services .....          | (A)   | (D)               | (D)            | 6                              | 6   | -         | -         | -         | -         | -          | -          | -          | -             |
| 61                   | Educational services .....                                     | (A)   | (D)               | (D)            | 1                              | 1   | -         | -         | -         | -         | -          | -          | -          | -             |
| 62                   | Health care and social assistance .....                        | 933   | 4 691             | 18 640         | 34                             | 13  | 4         | 8         | 5         | 3         | -          | 1          | -          | -             |
| 621                  | Ambulatory health care services .....                          | 219   | 890               | 3 902          | 20                             | 10  | 2         | 6         | 1         | 1         | -          | -          | -          | -             |
| 6216                 | Home health care services .....                                | 124   | 334               | 1 434          | 8                              | 5   | -         | 1         | 1         | 1         | -          | -          | -          | -             |
| 62161                | Home health care services .....                                | 124   | 334               | 1 434          | 8                              | 5   | -         | 1         | 1         | 1         | -          | -          | -          | -             |
| 621610               | Home health care services .....                                | 124   | 334               | 1 434          | 8                              | 5   | -         | 1         | 1         | 1         | -          | -          | -          | -             |
| 622                  | Hospitals .....  | (E)   | (D)               | (D)            | 1                              | -   | -         | -         | -         | -         | -          | 1          | -          | -             |
| 6221                 | General medical & surgical hospitals .....                     | (E)   | (D)               | (D)            | 1                              | -   | -         | -         | -         | -         | -          | 1          | -          | -             |
| 62211                | General medical & surgical hospitals .....                     | (E)   | (D)               | (D)            | 1                              | -   | -         | -         | -         | -         | -          | 1          | -          | -             |
| 623                  | Nursing & residential care facilities .....                    | (C)   | (D)               | (D)            | 3                              | -   | -         | -         | 2         | 1         | -          | -          | -          | -             |
| 624                  | Social assistance .....  | 153   | 436               | 1 762          | 10                             | 3   | 2         | 2         | 2         | 1         | -          | -          | -          | -             |
| 71                   | Arts, entertainment & recreation .....                         | (E)   | (D)               | (D)            | 4                              | 1   | -         | 1         | 1         | -         | -          | 1          | -          | -             |
| 713                  | Amusement, gambling & recreation industries .....              | (E)   | (D)               | (D)            | 4                              | 1   | -         | 1         | 1         | -         | -          | 1          | -          | -             |
| 7132                 | Gambling industries .....                                      | (E)   | (D)               | (D)            | 1                              | -   | -         | -         | -         | -         | -          | 1          | -          | -             |
| 71321                | Casinos (except hotel casinos) .....                           | (E)   | (D)               | (D)            | 1                              | -   | -         | -         | -         | -         | -          | 1          | -          | -             |
| 72                   | Accommodation & food services .....                            | 434   | 684               | 2 931          | 31                             | 12  | 5         | 8         | 4         | 2         | -          | -          | -          | -             |
| 722                  | Food services & drinking places .....                          | 398   | 574               | 2 494          | 27                             | 10  | 5         | 6         | 4         | 2         | -          | -          | -          | -             |
| 7221                 | Full-service restaurants .....                                 | 137   | 232               | 1 007          | 12                             | 4   | 3         | 3         | 2         | -         | -          | -          | -          | -             |
| 72211                | Full-service restaurants .....                                 | 137   | 232               | 1 007          | 12                             | 4   | 3         | 3         | 2         | -         | -          | -          | -          | -             |
| 722110               | Full-service restaurants .....                                 | 137   | 232               | 1 007          | 12                             | 4   | 3         | 3         | 2         | -         | -          | -          | -          | -             |
| 7222                 | Limited-service eating places .....                            | 246   | 307               | 1 347          | 12                             | 4   | 2         | 2         | 2         | 2         | -          | -          | -          | -             |
| 72221                | Limited-service eating places .....                            | 246   | 307               | 1 347          | 12                             | 4   | 2         | 2         | 2         | 2         | -          | -          | -          | -             |
| 722211               | Limited-service restaurants .....                              | 189   | 262               | 1 188          | 9                              | 2   | 2         | 2         | 2         | 1         | -          | -          | -          | -             |
| 81                   | Other services (except public administration) .....            | 187   | 586               | 2 335          | 52                             | 39  | 10        | 2         | 1         | -         | -          | -          | -          | -             |
| 813                  | Religious, grantmaking, civic, prof & like organizations ..... | 111   | 317               | 1 172          | 25                             | 18  | 6         | -         | 1         | -         | -          | -          | -          | -             |
| 99                   | Unclassified establishments .....                              | 17  | 43                | 126            | 17                             | 17  | -         | -         | -         | -         | -          | -          | -          | -             |
| <b>PERRY</b>         |  |   |                   |                |                                |   |           |           |           |           |            |            |            |               |
|                      | <b>Total .....</b>   | <b>7 776</b>                                    | <b>47 979</b>     | <b>206 027</b> | <b>496</b>                     | <b>271</b>  | <b>99</b> | <b>62</b> | <b>34</b> | <b>16</b> | <b>10</b>  | <b>3</b>   | <b>-</b>   | <b>1</b>      |
| 11                   | Forestry, fishing, hunting, and agriculture support .....      | (A)   | (D)               | (D)            | 3                              | 2   | 1         | -         | -         | -         | -          | -          | -          | -             |
| 21                   | Mining .....   | (A)   | (D)               | (D)            | 2                              | 1   | -         | 1         | -         | -         | -          | -          | -          | -             |
| 22                   | Utilities .....  | (B)   | (D)               | (D)            | 3                              | 1   | -         | 1         | 1         | -         | -          | -          | -          | -             |
| 23                   | Construction .....   | 397   | 2 934             | 14 317         | 79                             | 55  | 16        | 5         | 1         | 2         | -          | -          | -          | -             |
| 236                  | Construction of Buildings .....                                | (C)   | (D)               | (D)            | 30                             | 24  | 5         | -         | -         | 1         | -          | -          | -          | -             |
| 237                  | Heavy and Civil Engineering Construction .....                 | (C)   | (D)               | (D)            | 5                              | 3   | -         | 1         | -         | 1         | -          | -          | -          | -             |
| 238                  | Specialty Trade Contractors .....                              | 180   | 892               | 4 863          | 44                             | 28  | 11        | 4         | 1         | -         | -          | -          | -          | -             |
| 2381                 | Foundation, Structure, and Building Exterior Contractors ..... | 113   | 556               | 3 357          | 21                             | 12  | 4         | 4         | 1         | -         | -          | -          | -          | -             |
| 31-33                | <b>Manufacturing .....</b>                                     | <b>2 914</b>                                    | <b>21 890</b>     | <b>90 737</b>  | <b>37</b>                      | <b>10</b>   | <b>4</b>  | <b>7</b>  | <b>6</b>  | <b>4</b>  | <b>2</b>   | <b>3</b>   | <b>-</b>   | <b>1</b>      |
| 311                  | Food mfg .....   | (F)   | (D)               | (D)            | 6                              | 1   | -         | 2         | -         | -         | 1          | 2          | -          | -             |
| 3112                 | Grain & oilseed milling .....                                  | (F)   | (D)               | (D)            | 2                              | -   | -         | -         | -         | -         | -          | 2          | -          | -             |
| 31123                | Breakfast cereal manufacturing .....                           | (F)   | (D)               | (D)            | 2                              | -   | -         | -         | -         | -         | -          | 2          | -          | -             |
| 3118                 | Bakeries & tortilla mfg .....                                  | (C)   | (D)               | (D)            | 2                              | -   | -         | 1         | -         | -         | 1          | -          | -          | -             |
| 31182                | Cookie, cracker & pasta mfg .....                              | (C)   | (D)               | (D)            | 1                              | -   | -         | -         | -         | -         | 1          | -          | -          | -             |
| 321                  | Wood product mfg .....   | 307   | 1 989             | 9 583          | 8                              | -   | -         | 2         | 4         | 2         | -          | -          | -          | -             |
| 3211                 | Sawmills & wood preservation .....                             | 186   | 1 403             | 6 747          | 4                              | -   | -         | 1         | 1         | 2         | -          | -          | -          | -             |
| 32111                | Sawmills & wood preservation .....                             | 186   | 1 403             | 6 747          | 4                              | -   | -         | 1         | 1         | 2         | -          | -          | -          | -             |
| 321113               | Sawmills .....   | 186   | 1 403             | 6 747          | 4                              | -   | -         | 1         | 1         | 2         | -          | -          | -          | -             |
| 323                  | Printing & related support activities .....                    | (C)   | (D)               | (D)            | 3                              | 1   | 1         | -         | -         | -         | 1          | -          | -          | -             |
| 3231                 | Printing & related support activities .....                    | (C)   | (D)               | (D)            | 3                              | 1   | 1         | -         | -         | -         | 1          | -          | -          | -             |
| 32312                | Printing support activities .....                              | (C)   | (D)               | (D)            | 1                              | -   | -         | -         | -         | -         | 1          | -          | -          | -             |
| 326                  | Plastics & rubber products mfg .....                           | (G)   | (D)               | (D)            | 4                              | -   | 1         | -         | -         | 2         | -          | -          | -          | 1             |
| 3261                 | Plastics product mfg .....                                     | (G)   | (D)               | (D)            | 4                              | -   | 1         | -         | -         | 2         | -          | -          | -          | 1             |
| 32619                | Other plastics product mfg .....                               | (G)   | (D)               | (D)            | 2                              | -   | 1         | -         | -         | -         | -          | -          | -          | 1             |
| 336                  | Transportation equipment mfg .....                             | (E)   | (D)               | (D)            | 2                              | 1   | -         | -         | -         | -         | -          | 1          | -          | -             |
| 3364                 | Aerospace product & parts mfg .....                            | (E)   | (D)               | (D)            | 1                              | -   | -         | -         | -         | -         | -          | 1          | -          | -             |
| 33641                | Aerospace product & parts mfg .....                            | (E)   | (D)               | (D)            | 1                              | -   | -         | -         | -         | -         | -          | 1          | -          | -             |
| 42                   | Wholesale trade .....  | 251   | 1 806             | 8 396          | 16                             | 5   | 4         | 3         | 2         | 2         | -          | -          | -          | -             |
| 423                  | Merchant Wholesalers, Durable Goods .....                      | 223   | 1 694             | 7 910          | 10                             | 2   | 2         | 2         | 2         | 2         | -          | -          | -          | -             |

See footnotes at end of table.

**Table 6. Counties—Employees, Payroll, and Establishments by Industry: 2003—Con.**

[Excludes most government employees, railroad employees, and self-employed persons. Size class 1 to 4 includes establishments with payroll, but no employees, during mid-March pay period. (D) denotes figures withheld to avoid disclosing data for individual companies; the data are included in broader industry totals. Detailed industries with 100 or more employees are shown if industry was not a (D). For explanation of terms, abbreviations, and data reliability/comparability, see introductory text]

| NAICS code   | Industry   | Number of employees for week including March 12 | Payroll (\$1,000) |               | Total number of establishments | Number of establishments by employment-size class |           |           |          |          |            |            |            |               |   |
|--------------|--|---|-------------------|---------------|--------------------------------|---|-----------|-----------|----------|----------|------------|------------|------------|---------------|---|
|              |  |   | First quarter     | Annual        |                                | 1 to 4  | 5 to 9    | 10 to 19  | 20 to 49 | 50 to 99 | 100 to 249 | 250 to 499 | 500 to 999 | 1,000 or more |   |
|              | <b>PERRY—Con.</b>  |   |                   |               |                                |   |           |           |          |          |            |            |            |               |   |
| <b>44-45</b> | <b>Retail trade</b> .....                                      | <b>1 040</b>                                    | <b>4 616</b>      | <b>19 612</b> | <b>85</b>                      | <b>37</b>   | <b>23</b> | <b>14</b> | <b>8</b> | <b>2</b> | <b>1</b>   | —          | —          | —             | — |
| 441          | Motor vehicle & parts dealers .....                            | 136   | 805               | 3 603         | 15                             | 7   | 3         | 3         | 2        | —        | —          | —          | —          | —             | — |
| 444          | Bldg material & garden equip & supp dealers .....              | 215   | 1 122             | 4 460         | 13                             | 5   | 1         | 3         | 3        | 1        | —          | —          | —          | —             | — |
| 4441         | Building material & supplies dealers .....                     | 154   | 905               | 3 486         | 7                              | 2   | —         | 2         | 2        | 1        | —          | —          | —          | —             | — |
| 44411        | Home centers .....   | (C)   | (D)               | (D)           | 2                              | —   | —         | —         | 1        | 1        | —          | —          | —          | —             | — |
| 447          | Gasoline stations .....  | 116   | 352               | 1 512         | 14                             | 4   | 5         | 5         | —        | —        | —          | —          | —          | —             | — |
| 4471         | Gasoline stations .....  | 116   | 352               | 1 512         | 14                             | 4   | 5         | 5         | —        | —        | —          | —          | —          | —             | — |
| 44711        | Gasoline stations with convenience stores ...                  | (C)   | (D)               | (D)           | 12                             | 2   | 5         | 5         | —        | —        | —          | —          | —          | —             | — |
| 452          | General merchandise stores .....                               | 337   | 1 339             | 5 480         | 6                              | 2   | 2         | —         | —        | 1        | 1          | —          | —          | —             | — |
| 4529         | Other general merchandise stores .....                         | 337   | 1 339             | 5 480         | 6                              | 2   | 2         | —         | —        | 1        | 1          | —          | —          | —             | — |
| 45291        | Warehouse clubs & superstores .....                            | (E)   | (D)               | (D)           | 2                              | —   | —         | —         | —        | 1        | 1          | —          | —          | —             | — |
| <b>48-49</b> | <b>Transportation &amp; warehousing</b> .....                  | <b>205</b>                                      | <b>1 134</b>      | <b>5 602</b>  | <b>31</b>                      | <b>20</b>   | <b>7</b>  | <b>2</b>  | <b>1</b> | <b>1</b> | —          | —          | —          | —             | — |
| 484          | Truck transportation .....                                     | 136   | 967               | 4 932         | 27                             | 19  | 6         | 1         | —        | 1        | —          | —          | —          | —             | — |
| 4841         | General freight trucking .....                                 | 118   | 881               | 3 767         | 18                             | 11  | 5         | 1         | —        | 1        | —          | —          | —          | —             | — |
| 48412        | General freight trucking, long-distance .....                  | (C)   | (D)               | (D)           | 17                             | 10  | 5         | 1         | —        | 1        | —          | —          | —          | —             | — |
| <b>51</b>    | <b>Information</b> .....                                       | <b>33</b>                                       | <b>309</b>        | <b>1 175</b>  | <b>6</b>                       | <b>3</b>  | <b>2</b>  | <b>1</b>  | —        | —        | —          | —          | —          | —             | — |
| <b>52</b>    | <b>Finance &amp; insurance</b> .....                           | <b>240</b>                                      | <b>1 678</b>      | <b>7 818</b>  | <b>32</b>                      | <b>18</b>   | <b>5</b>  | <b>7</b>  | <b>2</b> | —        | —          | —          | —          | —             | — |
| 522          | Credit intermediation & related activities .....               | 164   | 1 100             | 4 667         | 13                             | 4   | 2         | 5         | 2        | —        | —          | —          | —          | —             | — |
| 5221         | Depository credit intermediation .....                         | 129   | 972               | 4 118         | 8                              | —   | 2         | 5         | 1        | —        | —          | —          | —          | —             | — |
| 52211        | Commercial banking .....                                       | 129   | 972               | 4 118         | 8                              | —   | 2         | 5         | 1        | —        | —          | —          | —          | —             | — |
| 522110       | Commercial banking .....                                       | 129   | 972               | 4 118         | 8                              | —   | 2         | 5         | 1        | —        | —          | —          | —          | —             | — |
| <b>53</b>    | <b>Real estate &amp; rental &amp; leasing</b> .....            | <b>45</b>                                       | <b>149</b>        | <b>508</b>    | <b>14</b>                      | <b>12</b>   | <b>1</b>  | <b>1</b>  | —        | —        | —          | —          | —          | —             | — |
| <b>54</b>    | <b>Professional, scientific &amp; technical services</b> ..... | <b>108</b>                                      | <b>857</b>        | <b>3 411</b>  | <b>26</b>                      | <b>17</b>   | <b>8</b>  | <b>1</b>  | —        | —        | —          | —          | —          | —             | — |
| 541          | Professional, scientific & technical services .....            | 108   | 857               | 3 411         | 26                             | 17  | 8         | 1         | —        | —        | —          | —          | —          | —             | — |
| <b>55</b>    | <b>Management of companies &amp; enterprises</b> .....         | <b>(B)</b>                                      | <b>(D)</b>        | <b>(D)</b>    | <b>2</b>                       | <b>1</b>  | —         | —         | —        | <b>1</b> | —          | —          | —          | —             | — |
| <b>56</b>    | <b>Admin, support, waste mgt, remediation services</b> .....   | <b>262</b>                                      | <b>1 080</b>      | <b>5 391</b>  | <b>13</b>                      | <b>9</b>  | <b>1</b>  | —         | <b>1</b> | —        | <b>2</b>   | —          | —          | —             | — |
| 561          | Administrative & support services .....                        | 262   | 1 080             | 5 391         | 13                             | 9   | 1         | —         | 1        | —        | 2          | —          | —          | —             | — |
| 5613         | Employment services .....                                      | 247   | 1 017             | 5 071         | 3                              | —   | —         | —         | 1        | —        | 2          | —          | —          | —             | — |
| 56132        | Temporary help services .....                                  | (C)   | (D)               | (D)           | 2                              | —   | —         | —         | —        | —        | 2          | —          | —          | —             | — |
| <b>61</b>    | <b>Educational services</b> .....                              | <b>(B)</b>                                      | <b>(D)</b>        | <b>(D)</b>    | <b>2</b>                       | —   | —         | <b>1</b>  | <b>1</b> | —        | —          | —          | —          | —             | — |
| <b>62</b>    | <b>Health care and social assistance</b> .....                 | <b>821</b>                                      | <b>4 764</b>      | <b>18 870</b> | <b>39</b>                      | <b>18</b>   | <b>11</b> | <b>6</b>  | <b>1</b> | —        | <b>3</b>   | —          | —          | —             | — |
| 621          | Ambulatory health care services .....                          | 145   | 1 165             | 4 866         | 21                             | 11  | 6         | 3         | 1        | —        | —          | —          | —          | —             | — |
| 622          | Hospitals .....  | (C)   | (D)               | (D)           | 1                              | —   | —         | —         | —        | —        | 1          | —          | —          | —             | — |
| 6221         | General medical & surgical hospitals .....                     | (C)   | (D)               | (D)           | 1                              | —   | —         | —         | —        | —        | 1          | —          | —          | —             | — |
| 62211        | General medical & surgical hospitals .....                     | (C)   | (D)               | (D)           | 1                              | —   | —         | —         | —        | —        | 1          | —          | —          | —             | — |
| 623          | Nursing & residential care facilities .....                    | 193   | 702               | 2 944         | 4                              | —   | 1         | 2         | —        | —        | 1          | —          | —          | —             | — |
| 6233         | Community care facilities for the elderly .....                | (C)   | (D)               | (D)           | 2                              | —   | —         | 1         | —        | —        | 1          | —          | —          | —             | — |
| 62331        | Community care facilities for the elderly .....                | (C)   | (D)               | (D)           | 2                              | —   | —         | 1         | —        | —        | 1          | —          | —          | —             | — |
| 624          | Social assistance .....  | (C)   | (D)               | (D)           | 13                             | 7   | 4         | 1         | —        | —        | 1          | —          | —          | —             | — |
| 6243         | Vocational rehabilitation services .....                       | (C)   | (D)               | (D)           | 1                              | —   | —         | —         | —        | —        | 1          | —          | —          | —             | — |
| 62431        | Vocational rehabilitation services .....                       | (C)   | (D)               | (D)           | 1                              | —   | —         | —         | —        | —        | 1          | —          | —          | —             | — |
| <b>71</b>    | <b>Arts, entertainment &amp; recreation</b> .....              | <b>(A)</b>                                      | <b>(D)</b>        | <b>(D)</b>    | <b>6</b>                       | <b>6</b>  | —         | —         | —        | —        | —          | —          | —          | —             | — |
| <b>72</b>    | <b>Accommodation &amp; food services</b> .....                 | <b>625</b>                                      | <b>1 099</b>      | <b>4 833</b>  | <b>41</b>                      | <b>15</b>   | <b>7</b>  | <b>8</b>  | <b>8</b> | <b>3</b> | —          | —          | —          | —             | — |
| 722          | Food services & drinking places .....                          | 571   | 999               | 4 450         | 37                             | 14  | 6         | 7         | 7        | 3        | —          | —          | —          | —             | — |
| 7221         | Full-service restaurants .....                                 | 259   | 437               | 1 862         | 17                             | 6   | 4         | 3         | 3        | 1        | —          | —          | —          | —             | — |
| 72211        | Full-service restaurants .....                                 | 259   | 437               | 1 862         | 17                             | 6   | 4         | 3         | 3        | 1        | —          | —          | —          | —             | — |
| 722110       | Full-service restaurants .....                                 | 259   | 437               | 1 862         | 17                             | 6   | 4         | 3         | 3        | 1        | —          | —          | —          | —             | — |
| 7222         | Limited-service eating places .....                            | 302   | 531               | 2 458         | 15                             | 3   | 2         | 4         | 4        | 2        | —          | —          | —          | —             | — |
| 72221        | Limited-service eating places .....                            | 302   | 531               | 2 458         | 15                             | 3   | 2         | 4         | 4        | 2        | —          | —          | —          | —             | — |
| <b>81</b>    | <b>Other services (except public administration)</b> .....     | <b>637</b>                                      | <b>4 463</b>      | <b>19 235</b> | <b>53</b>                      | <b>35</b>   | <b>9</b>  | <b>4</b>  | <b>2</b> | <b>1</b> | <b>2</b>   | —          | —          | —             | — |
| 811          | Repair & maintenance .....                                     | 232   | 2 733             | 12 245        | 17                             | 12  | 4         | —         | —        | —        | 1          | —          | —          | —             | — |
| 8111         | Automotive repair & maintenance .....                          | (C)   | (D)               | (D)           | 13                             | 10  | 2         | —         | —        | —        | 1          | —          | —          | —             | — |
| 81111        | Automotive mechanical & electrical R&M .....                   | (C)   | (D)               | (D)           | 7                              | 4   | 2         | —         | —        | —        | 1          | —          | —          | —             | — |
| 813          | Religious, grantmaking, civic, prof & like organizations ..... | 387   | 1 652             | 6 635         | 29                             | 17  | 4         | 4         | 2        | 1        | 1          | —          | —          | —             | — |
| 8131         | Religious organizations .....                                  | 315   | 1 479             | 5 949         | 21                             | 14  | 2         | 2         | 1        | 1        | 1          | —          | —          | —             | — |
| 81311        | Religious organizations .....                                  | 315   | 1 479             | 5 949         | 21                             | 14  | 2         | 2         | 1        | 1        | 1          | —          | —          | —             | — |
| 813110       | Religious organizations .....                                  | 315   | 1 479             | 5 949         | 21                             | 14  | 2         | 2         | 1        | 1        | 1          | —          | —          | —             | — |
| <b>99</b>    | <b>Unclassified establishments</b> .....                       | <b>3</b>  | <b>6</b>          | <b>29</b>     | <b>6</b>                       | <b>6</b>  | —         | —         | —        | —        | —          | —          | —          | —             | — |

See footnotes at end of table.

**Table 6. Counties—Employees, Payroll, and Establishments by Industry: 2003—Con.**

[Excludes most government employees, railroad employees, and self-employed persons. Size class 1 to 4 includes establishments with payroll, but no employees, during mid-March pay period. (D) denotes figures withheld to avoid disclosing data for individual companies; the data are included in broader industry totals. Detailed industries with 100 or more employees are shown if industry was not a (D). For explanation of terms, abbreviations, and data reliability/comparability, see introductory text]

| NAICS code    | Industry   | Number of employees for week including March 12 | Payroll (\$1,000) |                | Total number of establishments | Number of establishments by employment-size class |            |            |            |           |            |            |            |               |
|---------------|--|---|-------------------|----------------|--------------------------------|---|------------|------------|------------|-----------|------------|------------|------------|---------------|
|               |  |   | First quarter     | Annual         |                                | 1 to 4  | 5 to 9     | 10 to 19   | 20 to 49   | 50 to 99  | 100 to 249 | 250 to 499 | 500 to 999 | 1,000 or more |
| <b>PETTIS</b> |  |   |                   |                |                                |   |            |            |            |           |            |            |            |               |
|               | <b>Total</b> .....   | <b>17 025</b>                                   | <b>95 219</b>     | <b>421 860</b> | <b>1 066</b>                   | <b>541</b>  | <b>210</b> | <b>154</b> | <b>109</b> | <b>31</b> | <b>12</b>  | <b>6</b>   | <b>2</b>   | <b>1</b>      |
| 11            | Forestry, fishing, hunting, and agriculture support .....      | (A)   | (D)               | (D)            | 1                              | 1   | —          | —          | —          | —         | —          | —          | —          | —             |
| 21            | Mining .....   | (A)   | (D)               | (D)            | 2                              | 1   | 1          | —          | —          | —         | —          | —          | —          | —             |
| 22            | Utilities .....  | 63  | 722               | 3 062          | 3                              | 1   | —          | —          | 2          | —         | —          | —          | —          | —             |
| 23            | Construction .....   | 854   | 6 011             | 24 487         | 95                             | 53  | 18         | 13         | 8          | 2         | 1          | —          | —          | —             |
| 236           | Construction of Buildings .....                                | 291   | 1 767             | 7 178          | 21                             | 13  | 2          | 4          | —          | 1         | 1          | —          | —          | —             |
| 2362          | Nonresidential Building Construction .....                     | 228   | 1 451             | 5 872          | 4                              | —   | —          | 2          | —          | 1         | 1          | —          | —          | —             |
| 23622         | Commercial and Institutional Building Construction .....       | (C)   | (D)               | (D)            | 3                              | —   | —          | 1          | —          | 1         | 1          | —          | —          | —             |
| 238           | Specialty Trade Contractors .....                              | 473   | 2 889             | 11 607         | 66                             | 35  | 15         | 9          | 7          | —         | —          | —          | —          | —             |
| 2381          | Foundation, Structure, and Building Exterior Contractors ..... | 216   | 1 067             | 4 375          | 20                             | 10  | 3          | 2          | 5          | —         | —          | —          | —          | —             |
| 2382          | Building Equipment Contractors .....                           | 179   | 1 489             | 5 745          | 28                             | 15  | 7          | 4          | 2          | —         | —          | —          | —          | —             |
| 23822         | Plumbing, Heating, and Air-Conditioning Contractors .....      | 106   | 946               | 3 298          | 16                             | 8   | 5          | 2          | 1          | —         | —          | —          | —          | —             |
| 238220        | Plumbing, Heating, and Air-Conditioning Contractors .....      | 106   | 946               | 3 298          | 16                             | 8   | 5          | 2          | 1          | —         | —          | —          | —          | —             |
| 31-33         | Manufacturing .....  | 4 630   | 35 912            | 164 353        | 57                             | 17  | 9          | 8          | 10         | 5         | 4          | 2          | 1          | 1             |
| 311           | Food mfg .....   | (G)   | (D)               | (D)            | 4                              | —   | —          | —          | 3          | —         | —          | —          | —          | 1             |
| 3116          | Animal slaughtering & processing .....                         | (G)   | (D)               | (D)            | 1                              | —   | —          | —          | —          | —         | —          | —          | —          | 1             |
| 31161         | Animal slaughtering & processing .....                         | (G)   | (D)               | (D)            | 1                              | —   | —          | —          | —          | —         | —          | —          | —          | 1             |
| 327           | Nonmetallic mineral product mfg .....                          | (C)   | (D)               | (D)            | 4                              | 1   | 1          | 1          | —          | —         | 1          | —          | —          | —             |
| 3272          | Glass & glass product mfg .....                                | (C)   | (D)               | (D)            | 1                              | —   | —          | —          | —          | —         | 1          | —          | —          | —             |
| 32721         | Glass & glass product mfg .....                                | (C)   | (D)               | (D)            | 1                              | —   | —          | —          | —          | —         | 1          | —          | —          | —             |
| 331           | Primary metal mfg .....  | 397   | 3 118             | 12 367         | 4                              | —   | —          | 1          | —          | 2         | 1          | —          | —          | —             |
| 3311          | Iron & steel mills & ferroalloy mfg .....                      | (C)   | (D)               | (D)            | 2                              | —   | —          | 1          | —          | 1         | —          | —          | —          | —             |
| 33111         | Iron & steel mills & ferroalloy mfg .....                      | (C)   | (D)               | (D)            | 2                              | —   | —          | 1          | —          | 1         | —          | —          | —          | —             |
| 3312          | Steel product mfg from purchased steel .....                   | (C)   | (D)               | (D)            | 1                              | —   | —          | —          | —          | —         | 1          | —          | —          | —             |
| 33122         | Rolling & drawing of purchased steel .....                     | (C)   | (D)               | (D)            | 1                              | —   | —          | —          | —          | —         | 1          | —          | —          | —             |
| 332           | Fabricated metal product mfg .....                             | 631   | 6 198             | 23 221         | 13                             | 3   | 3          | 2          | 3          | 1         | —          | 1          | —          | —             |
| 3324          | Boiler, tank & shipping container mfg .....                    | (E)   | (D)               | (D)            | 1                              | —   | —          | —          | —          | —         | —          | 1          | —          | —             |
| 33243         | Light gauge metal container mfg .....                          | (E)   | (D)               | (D)            | 1                              | —   | —          | —          | —          | —         | —          | 1          | —          | —             |
| 3329          | Other fabricated metal product mfg .....                       | (C)   | (D)               | (D)            | 2                              | —   | —          | —          | 1          | 1         | —          | —          | —          | —             |
| 33299         | All other fabricated metal product mfg .....                   | (C)   | (D)               | (D)            | 2                              | —   | —          | —          | 1          | 1         | —          | —          | —          | —             |
| 333           | Machinery mfg .....  | (C)   | (D)               | (D)            | 4                              | 1   | 2          | —          | —          | —         | 1          | —          | —          | —             |
| 3339          | Other general purpose machinery mfg .....                      | (C)   | (D)               | (D)            | 1                              | —   | —          | —          | —          | —         | 1          | —          | —          | —             |
| 33391         | Pump & compressor mfg .....                                    | (C)   | (D)               | (D)            | 1                              | —   | —          | —          | —          | —         | 1          | —          | —          | —             |
| 335           | Electrical equip, appliance & component mfg .....              | (C)   | (D)               | (D)            | 1                              | —   | —          | —          | —          | —         | 1          | —          | —          | —             |
| 3359          | Other electrical equipment & component mfg .....               | (C)   | (D)               | (D)            | 1                              | —   | —          | —          | —          | —         | 1          | —          | —          | —             |
| 33592         | Communication & energy wire & cable mfg .....                  | (C)   | (D)               | (D)            | 1                              | —   | —          | —          | —          | —         | 1          | —          | —          | —             |
| 336           | Transportation equipment mfg .....                             | (F)   | (D)               | (D)            | 4                              | 1   | —          | 1          | 1          | —         | —          | —          | 1          | —             |
| 3363          | Motor vehicle parts mfg .....                                  | (F)   | (D)               | (D)            | 2                              | 1   | —          | —          | —          | —         | —          | —          | 1          | —             |
| 33639         | Other motor vehicle parts mfg .....                            | (F)   | (D)               | (D)            | 2                              | 1   | —          | —          | —          | —         | —          | —          | 1          | —             |
| 337           | Furniture & related product mfg .....                          | (E)   | (D)               | (D)            | 2                              | 1   | —          | —          | —          | —         | —          | 1          | —          | —             |
| 3371          | HH & institutional furniture & kitchen cabinet mfg .....       | (E)   | (D)               | (D)            | 2                              | 1   | —          | —          | —          | —         | —          | 1          | —          | —             |
| 33712         | Household & institutional furniture mfg .....                  | (E)   | (D)               | (D)            | 2                              | 1   | —          | —          | —          | —         | —          | 1          | —          | —             |
| 339           | Miscellaneous mfg .....  | 124   | 498               | 2 163          | 6                              | 3   | —          | 1          | 1          | 1         | —          | —          | —          | —             |
| 3399          | Other miscellaneous mfg .....                                  | (C)   | (D)               | (D)            | 5                              | 2   | —          | 1          | 1          | 1         | —          | —          | —          | —             |
| 42            | Wholesale trade .....  | 661   | 4 323             | 19 057         | 44                             | 17  | 6          | 8          | 11         | 2         | —          | —          | —          | —             |
| 423           | Merchant Wholesalers, Durable Goods .....                      | 314   | 2 396             | 10 654         | 29                             | 13  | 5          | 4          | 7          | —         | —          | —          | —          | —             |
| 4238          | Machinery, Equipment, and Supplies Merchant Wholesalers .....  | 126   | 965               | 4 238          | 11                             | 4   | 3          | 1          | 3          | —         | —          | —          | —          | —             |
| 424           | Merchant Wholesalers, Nondurable Goods .....                   | (C)   | (D)               | (D)            | 12                             | 3   | 1          | 4          | 3          | 1         | —          | —          | —          | —             |
| 4244          | Grocery and Related Product Wholesalers .....                  | (C)   | (D)               | (D)            | 3                              | 1   | —          | —          | 1          | 1         | —          | —          | —          | —             |
| 42449         | Other Grocery and Related Products Merchant Wholesalers .....  | (C)   | (D)               | (D)            | 3                              | 1   | —          | —          | 1          | 1         | —          | —          | —          | —             |
| 44-45         | Retail trade .....   | 2 502   | 10 891            | 45 551         | 212                            | 93  | 59         | 37         | 15         | 6         | 1          | 1          | —          | —             |
| 441           | Motor vehicle & parts dealers .....                            | 420   | 2 571             | 11 834         | 42                             | 21  | 8          | 9          | 3          | 1         | —          | —          | —          | —             |
| 4411          | Automobile dealers .....                                       | 266   | 1 689             | 7 021          | 21                             | 12  | 3          | 2          | 3          | 1         | —          | —          | —          | —             |
| 44111         | New car dealers .....  | 213   | 1 496             | 6 211          | 7                              | 2   | —          | 1          | 3          | 1         | —          | —          | —          | —             |
| 441110        | New car dealers .....  | 213   | 1 496             | 6 211          | 7                              | 2   | —          | 1          | 3          | 1         | —          | —          | —          | —             |
| 4413          | Automotive parts, accessories & tire stores .....              | 119   | 650               | 2 849          | 15                             | 5   | 4          | 6          | —          | —         | —          | —          | —          | —             |
| 444           | Bldg material & garden equip & supp dealers .....              | 406   | 1 646             | 7 218          | 29                             | 11  | 9          | 5          | 2          | 1         | 1          | —          | —          | —             |
| 4441          | Building material & supplies dealers .....                     | 311   | 1 321             | 5 815          | 21                             | 9   | 6          | 3          | 1          | 1         | 1          | —          | —          | —             |
| 44411         | Home centers .....   | (C)   | (D)               | (D)            | 3                              | —   | 2          | —          | —          | —         | 1          | —          | —          | —             |
| 44419         | Other building material dealers .....                          | 141   | 590               | 2 506          | 13                             | 6   | 3          | 2          | 1          | 1         | —          | —          | —          | —             |
| 444190        | Other building material dealers .....                          | 141   | 590               | 2 506          | 13                             | 6   | 3          | 2          | 1          | 1         | —          | —          | —          | —             |
| 445           | Food & beverage stores .....                                   | 265   | 984               | 4 087          | 17                             | 7   | 3          | 2          | 3          | 2         | —          | —          | —          | —             |
| 4451          | Grocery stores .....   | (C)   | (D)               | (D)            | 11                             | 4   | 2          | —          | 3          | 2         | —          | —          | —          | —             |
| 44511         | Grocery (except convenience) stores .....                      | 213   | 781               | 3 143          | 8                              | 2   | 1          | —          | 3          | 2         | —          | —          | —          | —             |
| 445110        | Grocery (except convenience) stores .....                      | 213   | 781               | 3 143          | 8                              | 2   | 1          | —          | 3          | 2         | —          | —          | —          | —             |

See footnotes at end of table.

**Table 6. Counties—Employees, Payroll, and Establishments by Industry: 2003—Con.**

[Excludes most government employees, railroad employees, and self-employed persons. Size class 1 to 4 includes establishments with payroll, but no employees, during mid-March pay period. (D) denotes figures withheld to avoid disclosing data for individual companies; the data are included in broader industry totals. Detailed industries with 100 or more employees are shown if industry was not a (D). For explanation of terms, abbreviations, and data reliability/comparability, see introductory text]

| NAICS code                     | Industry   | Number of employees for week including March 12 | Payroll (\$1,000) |               | Total number of establishments | Number of establishments by employment-size class |           |           |           |          |            |            |            |               |
|--------------------------------|--|---|-------------------|---------------|--------------------------------|---|-----------|-----------|-----------|----------|------------|------------|------------|---------------|
|                                |  |   | First quarter     | Annual        |                                | 1 to 4  | 5 to 9    | 10 to 19  | 20 to 49  | 50 to 99 | 100 to 249 | 250 to 499 | 500 to 999 | 1,000 or more |
| <b>PETTIS—Con.</b>             |  |   |                   |               |                                |   |           |           |           |          |            |            |            |               |
| <b>44-45 Retail trade—Con.</b> |  |   |                   |               |                                |   |           |           |           |          |            |            |            |               |
| 447                            | Gasoline stations .....  | 209   | 532               | 2 201         | 24                             | 3   | 11        | 9         | 1         | —        | —          | —          | —          | —             |
| 4471                           | Gasoline stations .....  | 209   | 532               | 2 201         | 24                             | 3   | 11        | 9         | 1         | —        | —          | —          | —          | —             |
| 44711                          | Gasoline stations with convenience stores ... (C)              | (D)   | (D)               | (D)           | 22                             | 1   | 11        | 9         | 1         | —        | —          | —          | —          | —             |
| 448                            | Clothing & clothing accessories stores .....                   | 188   | 676               | 2 726         | 18                             | 9   | 5         | 3         | —         | 1        | —          | —          | —          | —             |
| 4481                           | Clothing stores .....  | 152   | 466               | 1 864         | 11                             | 5   | 3         | 2         | —         | 1        | —          | —          | —          | —             |
| 44814                          | Family clothing stores .....                                   | 132   | 403               | 1 592         | 5                              | 1   | 1         | 2         | —         | 1        | —          | —          | —          | —             |
| 448140                         | Family clothing stores .....                                   | 132   | 403               | 1 592         | 5                              | 1   | 1         | 2         | —         | 1        | —          | —          | —          | —             |
| 452                            | General merchandise stores .....                               | 575   | 2 526             | 9 665         | 11                             | 2   | 6         | 1         | —         | 1        | —          | 1          | —          | —             |
| 4529                           | Other general merchandise stores .....                         | (F)   | (D)               | (D)           | 10                             | 2   | 6         | 1         | —         | —        | —          | 1          | —          | —             |
| 45291                          | Warehouse clubs & superstores .....                            | (E)   | (D)               | (D)           | 1                              | —   | —         | —         | —         | —        | —          | 1          | —          | —             |
| 453                            | Miscellaneous store retailers .....                            | 107   | 341               | 1 396         | 19                             | 11  | 5         | 1         | 2         | —        | —          | —          | —          | —             |
| <b>48-49</b>                   | <b>Transportation &amp; warehousing .....</b>                  | <b>534</b>                                      | <b>3 086</b>      | <b>12 850</b> | <b>33</b>                      | <b>12</b>   | <b>5</b>  | <b>7</b>  | <b>7</b>  | <b>1</b> | <b>1</b>   | —          | —          | —             |
| 484                            | Truck transportation .....                                     | 259   | 1 642             | 7 121         | 24                             | 10  | 5         | 5         | 3         | 1        | —          | —          | —          | —             |
| 4841                           | General freight trucking .....                                 | 205   | 1 290             | 5 337         | 17                             | 8   | 2         | 3         | 3         | 1        | —          | —          | —          | —             |
| 48412                          | General freight trucking, long-distance .....                  | 167   | 1 132             | 4 628         | 8                              | 1   | 1         | 3         | 2         | 1        | —          | —          | —          | —             |
| 485                            | Transit & ground passenger transportation .....                | (C)   | (D)               | (D)           | 2                              | —   | —         | —         | 1         | —        | 1          | —          | —          | —             |
| 4859                           | Oth transit & ground passenger transportation ..               | (C)   | (D)               | (D)           | 1                              | —   | —         | —         | —         | —        | 1          | —          | —          | —             |
| 48599                          | Oth transit & ground passenger transportation ..               | (C)   | (D)               | (D)           | 1                              | —   | —         | —         | —         | —        | 1          | —          | —          | —             |
| <b>51</b>                      | <b>Information .....</b>                                       | <b>422</b>                                      | <b>2 486</b>      | <b>10 566</b> | <b>18</b>                      | <b>8</b>  | <b>2</b>  | <b>2</b>  | <b>4</b>  | —        | <b>2</b>   | —          | —          | —             |
| 511                            | Publishing industries .....                                    | 250   | 1 315             | 5 841         | 6                              | 3   | 1         | —         | —         | —        | 2          | —          | —          | —             |
| 5111                           | Newspaper, periodical, book, database publishers .....         | (C)   | (D)               | (D)           | 5                              | 2   | 1         | —         | —         | —        | 2          | —          | —          | —             |
| 51111                          | Newspaper publishers .....                                     | (C)   | (D)               | (D)           | 2                              | —   | 1         | —         | —         | —        | 1          | —          | —          | —             |
| 51119                          | Other publishers .....   | (C)   | (D)               | (D)           | 1                              | —   | —         | —         | —         | —        | —          | —          | —          | —             |
| <b>52</b>                      | <b>Finance &amp; insurance .....</b>                           | <b>448</b>                                      | <b>2 971</b>      | <b>12 087</b> | <b>66</b>                      | <b>40</b>   | <b>11</b> | <b>9</b>  | <b>5</b>  | <b>1</b> | —          | —          | —          | —             |
| 522                            | Credit intermediation & related activities .....               | 328   | 2 218             | 8 900         | 33                             | 15  | 7         | 6         | 4         | 1        | —          | —          | —          | —             |
| 5221                           | Depository credit intermediation .....                         | 290   | 1 945             | 7 792         | 21                             | 5   | 5         | 6         | 4         | 1        | —          | —          | —          | —             |
| 52211                          | Commercial banking .....                                       | 279   | 1 893             | 7 592         | 18                             | 3   | 4         | 6         | 4         | 1        | —          | —          | —          | —             |
| 522110                         | Commercial banking .....                                       | 279   | 1 893             | 7 592         | 18                             | 3   | 4         | 6         | 4         | 1        | —          | —          | —          | —             |
| 524                            | Insurance carriers & related activities .....                  | 100   | 577               | 2 472         | 25                             | 18  | 4         | 2         | 1         | —        | —          | —          | —          | —             |
| <b>53</b>                      | <b>Real estate &amp; rental &amp; leasing .....</b>            | <b>274</b>                                      | <b>1 172</b>      | <b>5 071</b>  | <b>50</b>                      | <b>38</b>   | <b>6</b>  | <b>4</b>  | <b>1</b>  | <b>1</b> | —          | —          | —          | —             |
| 531                            | Real estate .....  | 110   | 367               | 1 404         | 36                             | 31  | 3         | 1         | 1         | —        | —          | —          | —          | —             |
| 532                            | Rental & leasing services .....                                | 164   | 805               | 3 667         | 14                             | 7   | 3         | 3         | —         | 1        | —          | —          | —          | —             |
| 5322                           | Consumer goods rental .....                                    | 132   | 660               | 3 065         | 7                              | 2   | 2         | 2         | —         | 1        | —          | —          | —          | —             |
| <b>54</b>                      | <b>Professional, scientific &amp; technical services .....</b> | <b>274</b>                                      | <b>1 514</b>      | <b>6 987</b>  | <b>61</b>                      | <b>43</b>   | <b>8</b>  | <b>9</b>  | <b>1</b>  | —        | —          | —          | —          | —             |
| 541                            | Professional, scientific & technical services .....            | 274   | 1 514             | 6 987         | 61                             | 43  | 8         | 9         | 1         | —        | —          | —          | —          | —             |
| 5412                           | Accounting, tax prep, bookkeep, payroll services .....         | 107   | 563               | 2 562         | 15                             | 9   | 2         | 3         | 1         | —        | —          | —          | —          | —             |
| 54121                          | Accounting, tax prep, bookkeep, payroll services .....         | 107   | 563               | 2 562         | 15                             | 9   | 2         | 3         | 1         | —        | —          | —          | —          | —             |
| <b>55</b>                      | <b>Management of companies &amp; enterprises ..</b>            | <b>78</b>                                       | <b>816</b>        | <b>3 473</b>  | <b>5</b>                       | <b>1</b>  | <b>1</b>  | <b>1</b>  | <b>2</b>  | —        | —          | —          | —          | —             |
| <b>56</b>                      | <b>Admin. support, waste mgt, remediation services .....</b>   | <b>495</b>                                      | <b>1 053</b>      | <b>6 807</b>  | <b>36</b>                      | <b>23</b>   | <b>7</b>  | <b>3</b>  | <b>1</b>  | <b>1</b> | —          | <b>1</b>   | —          | —             |
| 561                            | Administrative & support services .....                        | (E)   | (D)               | (D)           | 32                             | 20  | 7         | 3         | —         | 1        | —          | 1          | —          | —             |
| 5616                           | Investigation & security services .....                        | 286   | 294               | 946           | 4                              | 2   | 1         | —         | —         | —        | —          | 1          | —          | —             |
| 56161                          | Investigation, guard & armored car services ..                 | (E)   | (D)               | (D)           | 1                              | —   | —         | —         | —         | —        | —          | 1          | —          | —             |
| <b>61</b>                      | <b>Educational services .....</b>                              | <b>74</b>                                       | <b>278</b>        | <b>1 111</b>  | <b>6</b>                       | <b>4</b>  | <b>1</b>  | —         | —         | <b>1</b> | —          | —          | —          | —             |
| <b>62</b>                      | <b>Health care and social assistance .....</b>                 | <b>2 861</b>                                    | <b>14 474</b>     | <b>61 815</b> | <b>132</b>                     | <b>57</b>   | <b>37</b> | <b>17</b> | <b>12</b> | <b>5</b> | <b>2</b>   | <b>1</b>   | <b>1</b>   | —             |
| 621                            | Ambulatory health care services .....                          | 741   | 4 282             | 20 348        | 68                             | 32  | 20        | 8         | 7         | —        | 1          | —          | —          | —             |
| 6211                           | Offices of physicians .....                                    | 244   | 2 551             | 13 051        | 27                             | 10  | 8         | 5         | 4         | —        | —          | —          | —          | —             |
| 62111                          | Offices of physicians .....                                    | 244   | 2 551             | 13 051        | 27                             | 10  | 8         | 5         | 4         | —        | —          | —          | —          | —             |
| 621111                         | Offices of physicians (exc mental health) ...                  | 244   | 2 551             | 13 051        | 27                             | 10  | 8         | 5         | 4         | —        | —          | —          | —          | —             |
| 6213                           | Offices of other health practitioners .....                    | 138   | 597               | 2 313         | 19                             | 9   | 8         | 1         | 1         | —        | —          | —          | —          | —             |
| 6216                           | Home health care services .....                                | (C)   | (D)               | (D)           | 3                              | 1   | —         | —         | 1         | —        | 1          | —          | —          | —             |
| 62161                          | Home health care services .....                                | (C)   | (D)               | (D)           | 3                              | 1   | —         | —         | 1         | —        | 1          | —          | —          | —             |
| 622                            | Hospitals .....  | (F)   | (D)               | (D)           | 1                              | —   | —         | —         | —         | —        | —          | —          | 1          | —             |
| 6221                           | General medical & surgical hospitals .....                     | (F)   | (D)               | (D)           | 1                              | —   | —         | —         | —         | —        | —          | —          | 1          | —             |
| 62211                          | General medical & surgical hospitals .....                     | (F)   | (D)               | (D)           | 1                              | —   | —         | —         | —         | —        | —          | —          | 1          | —             |
| 623                            | Nursing & residential care facilities .....                    | 716   | 2 465             | 10 218        | 34                             | 15  | 10        | 3         | 1         | 4        | 1          | —          | —          | —             |
| 6231                           | Nursing care facilities .....                                  | 470   | 1 758             | 7 343         | 5                              | —   | —         | 1         | —         | 3        | 1          | —          | —          | —             |
| 62311                          | Nursing care facilities .....                                  | 470   | 1 758             | 7 343         | 5                              | —   | —         | 1         | —         | 3        | 1          | —          | —          | —             |
| 623110                         | Nursing care facilities .....                                  | 470   | 1 758             | 7 343         | 5                              | —   | —         | 1         | —         | 3        | 1          | —          | —          | —             |
| 6233                           | Community care facilities for the elderly .....                | 167   | 489               | 2 007         | 20                             | 10  | 8         | 1         | —         | 1        | —          | —          | —          | —             |
| 62331                          | Community care facilities for the elderly .....                | 167   | 489               | 2 007         | 20                             | 10  | 8         | 1         | —         | 1        | —          | —          | —          | —             |
| 624                            | Social assistance .....  | (F)   | (D)               | (D)           | 29                             | 10  | 7         | 6         | 4         | 1        | —          | 1          | —          | —             |
| 6243                           | Vocational rehabilitation services .....                       | 334   | 494               | 1 975         | 3                              | —   | —         | —         | 1         | 1        | —          | 1          | —          | —             |
| 62431                          | Vocational rehabilitation services .....                       | 334   | 494               | 1 975         | 3                              | —   | —         | —         | 1         | 1        | —          | 1          | —          | —             |
| 624310                         | Vocational rehabilitation services .....                       | 334   | 494               | 1 975         | 3                              | —   | —         | —         | 1         | 1        | —          | 1          | —          | —             |
| 6244                           | Child day care services .....                                  | 159   | 436               | 1 794         | 14                             | 4   | 4         | 4         | 2         | —        | —          | —          | —          | —             |
| 62441                          | Child day care services .....                                  | 159   | 436               | 1 794         | 14                             | 4   | 4         | 4         | 2         | —        | —          | —          | —          | —             |
| 624410                         | Child day care services .....                                  | 159   | 436               | 1 794         | 14                             | 4   | 4         | 4         | 2         | —        | —          | —          | —          | —             |

See footnotes at end of table.

**Table 6. Counties—Employees, Payroll, and Establishments by Industry: 2003—Con.**

[Excludes most government employees, railroad employees, and self-employed persons. Size class 1 to 4 includes establishments with payroll, but no employees, during mid-March pay period. (D) denotes figures withheld to avoid disclosing data for individual companies; the data are included in broader industry totals. Detailed industries with 100 or more employees are shown if industry was not a (D). For explanation of terms, abbreviations, and data reliability/comparability, see introductory text]

| NAICS code         | Industry   | Number of employees for week including March 12 | Payroll (\$1,000) |                | Total number of establishments | Number of establishments by employment-size class |            |            |           |           |            |            |            |               |
|--------------------|--|---|-------------------|----------------|--------------------------------|---|------------|------------|-----------|-----------|------------|------------|------------|---------------|
|                    |  |   | First quarter     | Annual         |                                | 1 to 4  | 5 to 9     | 10 to 19   | 20 to 49  | 50 to 99  | 100 to 249 | 250 to 499 | 500 to 999 | 1,000 or more |
| <b>PETTIS—Con.</b> |  |   |                   |                |                                |   |            |            |           |           |            |            |            |               |
| <b>71</b>          | <b>Arts, entertainment &amp; recreation</b> .....                | <b>113</b>                                      | <b>246</b>        | <b>1 209</b>   | <b>14</b>                      | <b>9</b>  | <b>1</b>   | <b>2</b>   | <b>2</b>  | —         | —          | —          | —          | —             |
| 713                | Amusement, gambling & recreation industries .....                | 103   | 233               | 1 110          | 10                             | 6   | —          | 2          | 2         | —         | —          | —          | —          | —             |
| 7139               | Other amusement & recreation industries .....                    | (C)   | (D)               | (D)            | 9                              | 5   | —          | 2          | 2         | —         | —          | —          | —          | —             |
| <b>72</b>          | <b>Accommodation &amp; food services</b> .....                   | <b>1 628</b>                                    | <b>3 174</b>      | <b>14 220</b>  | <b>82</b>                      | <b>22</b>   | <b>8</b>   | <b>19</b>  | <b>27</b> | <b>5</b>  | <b>1</b>   | —          | —          | —             |
| 721                | Accommodation .....  | 106   | 256               | 1 090          | 8                              | 4   | 1          | 1          | 2         | —         | —          | —          | —          | —             |
| 7211               | Traveler accommodation .....                                     | (C)   | (D)               | (D)            | 7                              | 3   | 1          | 1          | 2         | —         | —          | —          | —          | —             |
| 72111              | Hotels (exc casino hotels) & motels .....                        | (C)   | (D)               | (D)            | 7                              | 3   | 1          | 1          | 2         | —         | —          | —          | —          | —             |
| 722                | Food services & drinking places .....                            | 1 522   | 2 918             | 13 130         | 74                             | 18  | 7          | 18         | 25        | 5         | 1          | —          | —          | —             |
| 7221               | Full-service restaurants .....                                   | 580   | 1 038             | 4 618          | 28                             | 8   | 3          | 6          | 8         | 2         | 1          | —          | —          | —             |
| 72211              | Full-service restaurants .....                                   | 580   | 1 038             | 4 618          | 28                             | 8   | 3          | 6          | 8         | 2         | 1          | —          | —          | —             |
| 722110             | Full-service restaurants .....                                   | 580   | 1 038             | 4 618          | 28                             | 8   | 3          | 6          | 8         | 2         | 1          | —          | —          | —             |
| 7222               | Limited-service eating places .....                              | 809   | 1 770             | 8 015          | 36                             | 5   | 2          | 11         | 16        | 2         | —          | —          | —          | —             |
| 72221              | Limited-service eating places .....                              | 809   | 1 770             | 8 015          | 36                             | 5   | 2          | 11         | 16        | 2         | —          | —          | —          | —             |
| 722211             | Limited-service restaurants .....                                | 768   | 1 716             | 7 752          | 32                             | 4   | —          | 11         | 15        | 2         | —          | —          | —          | —             |
| 7224               | Drinking places (alcoholic beverages) .....                      | (C)   | (D)               | (D)            | 9                              | 5   | 1          | 1          | 1         | 1         | —          | —          | —          | —             |
| 72241              | Drinking places (alcoholic beverages) .....                      | (C)   | (D)               | (D)            | 9                              | 5   | 1          | 1          | 1         | 1         | —          | —          | —          | —             |
| <b>81</b>          | <b>Other services (except public administration)</b> .....       | <b>1 085</b>                                    | <b>5 962</b>      | <b>28 291</b>  | <b>137</b>                     | <b>90</b>   | <b>29</b>  | <b>15</b>  | <b>1</b>  | <b>1</b>  | —          | <b>1</b>   | —          | —             |
| 811                | Repair & maintenance .....                                       | 276   | 1 515             | 7 670          | 51                             | 35  | 8          | 6          | 1         | 1         | —          | —          | —          | —             |
| 8111               | Automotive repair & maintenance .....                            | 110   | 478               | 2 096          | 33                             | 25  | 6          | 2          | —         | —         | —          | —          | —          | —             |
| 8113               | Commercial equipment (exc auto & elec) R&M .....                 | 123   | 770               | 4 467          | 10                             | 5   | 1          | 2          | 1         | 1         | —          | —          | —          | —             |
| 81131              | Commercial equipment (exc auto & elec) R&M .....                 | 123   | 770               | 4 467          | 10                             | 5   | 1          | 2          | 1         | 1         | —          | —          | —          | —             |
| 811310             | Commercial equipment (exc auto & elec) R&M .....                 | 123   | 770               | 4 467          | 10                             | 5   | 1          | 2          | 1         | 1         | —          | —          | —          | —             |
| 812                | Personal & laundry services .....                                | 567   | 3 822             | 18 072         | 34                             | 25  | 7          | 1          | —         | —         | —          | 1          | —          | —             |
| 8129               | Other personal services .....                                    | (E)   | (D)               | (D)            | 3                              | 2   | —          | —          | —         | —         | —          | 1          | —          | —             |
| 81292              | Photofinishing .....   | (E)   | (D)               | (D)            | 1                              | —   | —          | —          | —         | —         | —          | 1          | —          | —             |
| 813                | Religious, grantmaking, civic, prof & like organizations .....   | 242   | 625               | 2 549          | 52                             | 30  | 14         | 8          | —         | —         | —          | —          | —          | —             |
| 8131               | Religious organizations .....                                    | 165   | 397               | 1 621          | 33                             | 17  | 9          | 7          | —         | —         | —          | —          | —          | —             |
| 81311              | Religious organizations .....                                    | 165   | 397               | 1 621          | 33                             | 17  | 9          | 7          | —         | —         | —          | —          | —          | —             |
| 813110             | Religious organizations .....                                    | 165   | 397               | 1 621          | 33                             | 17  | 9          | 7          | —         | —         | —          | —          | —          | —             |
| <b>99</b>          | <b>Unclassified establishments</b> .....                         | <b>(A)</b>                                      | <b>(D)</b>        | <b>(D)</b>     | <b>12</b>                      | <b>11</b>   | <b>1</b>   | —          | —         | —         | —          | —          | —          | —             |
| <b>PHELPS</b>      |  |   |                   |                |                                |   |            |            |           |           |            |            |            |               |
|                    | <b>Total</b> .....   | <b>13 876</b>                                   | <b>72 146</b>     | <b>306 378</b> | <b>1 169</b>                   | <b>680</b>  | <b>206</b> | <b>143</b> | <b>92</b> | <b>35</b> | <b>9</b>   | <b>1</b>   | <b>2</b>   | <b>1</b>      |
| <b>11</b>          | <b>Forestry, fishing, hunting, and agriculture support</b> ..... | <b>(A)</b>                                      | <b>(D)</b>        | <b>(D)</b>     | <b>2</b>                       | <b>2</b>  | —          | —          | —         | —         | —          | —          | —          | —             |
| <b>21</b>          | <b>Mining</b> .....  | <b>62</b>                                       | <b>230</b>        | <b>993</b>     | <b>7</b>                       | <b>2</b>  | <b>3</b>   | <b>1</b>   | <b>1</b>  | —         | —          | —          | —          | —             |
| <b>22</b>          | <b>Utilities</b> .....   | <b>(A)</b>                                      | <b>(D)</b>        | <b>(D)</b>     | <b>3</b>                       | —   | <b>3</b>   | —          | —         | —         | —          | —          | —          | —             |
| <b>23</b>          | <b>Construction</b> .....  | <b>631</b>                                      | <b>2 634</b>      | <b>12 902</b>  | <b>107</b>                     | <b>71</b>   | <b>21</b>  | <b>8</b>   | <b>6</b>  | <b>1</b>  | —          | —          | —          | —             |
| 236                | Construction of Buildings .....                                  | 187   | 806               | 3 908          | 30                             | 20  | 6          | 2          | 2         | —         | —          | —          | —          | —             |
| 2361               | Residential Building Construction .....                          | 154   | 627               | 3 067          | 25                             | 18  | 5          | —          | 2         | —         | —          | —          | —          | —             |
| 23611              | Residential Building Construction .....                          | 154   | 627               | 3 067          | 25                             | 18  | 5          | —          | 2         | —         | —          | —          | —          | —             |
| 238                | Specialty Trade Contractors .....                                | 407   | 1 742             | 8 549          | 70                             | 46  | 14         | 6          | 3         | 1         | —          | —          | —          | —             |
| 2381               | Foundation, Structure, and Building Exterior Contractors .....   | 120   | 384               | 2 256          | 21                             | 11  | 6          | 4          | —         | —         | —          | —          | —          | —             |
| 2382               | Building Equipment Contractors .....                             | 153   | 843               | 3 138          | 28                             | 19  | 7          | 1          | —         | 1         | —          | —          | —          | —             |
| 2389               | Other Specialty Trade Contractors .....                          | 123   | 487               | 2 498          | 11                             | 6   | 1          | 1          | 3         | —         | —          | —          | —          | —             |
| <b>31-33</b>       | <b>Manufacturing</b> .....                                       | <b>1 695</b>                                    | <b>11 809</b>     | <b>50 535</b>  | <b>51</b>                      | <b>18</b>   | <b>12</b>  | <b>8</b>   | <b>7</b>  | <b>4</b>  | <b>1</b>   | —          | <b>1</b>   | —             |
| 325                | Chemical mfg .....   | (E)   | (D)               | (D)            | 4                              | 1   | 1          | 1          | —         | —         | 1          | —          | —          | —             |
| 3255               | Paint, coating & adhesive mfg .....                              | (C)   | (D)               | (D)            | 2                              | 1   | —          | —          | —         | —         | 1          | —          | —          | —             |
| 32551              | Paint & coating mfg .....  | (C)   | (D)               | (D)            | 2                              | 1   | —          | —          | —         | —         | 1          | —          | —          | —             |
| 333                | Machinery mfg .....  | 798   | 5 646             | 23 168         | 5                              | —   | 2          | —          | 1         | 1         | —          | —          | 1          | —             |
| 3336               | Engine, turbine & power transmsn equip mfg ...                   | (F)   | (D)               | (D)            | 1                              | —   | —          | —          | —         | —         | —          | —          | 1          | —             |
| 33361              | Engine, turbine & power transmsn equip mfg ...                   | (F)   | (D)               | (D)            | 1                              | —   | —          | —          | —         | —         | —          | —          | 1          | —             |
| <b>42</b>          | <b>Wholesale trade</b> .....                                     | <b>374</b>                                      | <b>2 445</b>      | <b>10 447</b>  | <b>36</b>                      | <b>23</b>   | <b>6</b>   | —          | <b>5</b>  | <b>2</b>  | —          | —          | —          | —             |
| 424                | Merchant Wholesalers, Nondurable Goods .....                     | 275   | 1 643             | 7 360          | 14                             | 8   | —          | —          | 4         | 2         | —          | —          | —          | —             |
| 4244               | Grocery and Related Product Wholesalers .....                    | 103   | 673               | 2 878          | 4                              | 1   | —          | —          | 3         | —         | —          | —          | —          | —             |

See footnotes at end of table.

**Table 6. Counties—Employees, Payroll, and Establishments by Industry: 2003—Con.**

[Excludes most government employees, railroad employees, and self-employed persons. Size class 1 to 4 includes establishments with payroll, but no employees, during mid-March pay period. (D) denotes figures withheld to avoid disclosing data for individual companies; the data are included in broader industry totals. Detailed industries with 100 or more employees are shown if industry was not a (D). For explanation of terms, abbreviations, and data reliability/comparability, see introductory text]

| NAICS code         | Industry   | Number of employees for week including March 12 | Payroll (\$1,000) |               | Total number of establishments | Number of establishments by employment-size class |           |           |           |          |            |            |            |               |
|--------------------|--|---|-------------------|---------------|--------------------------------|---|-----------|-----------|-----------|----------|------------|------------|------------|---------------|
|                    |  |   | First quarter     | Annual        |                                | 1 to 4  | 5 to 9    | 10 to 19  | 20 to 49  | 50 to 99 | 100 to 249 | 250 to 499 | 500 to 999 | 1,000 or more |
| <b>PHELPS—Con.</b> |  |   |                   |               |                                |   |           |           |           |          |            |            |            |               |
| <b>44-45</b>       | <b>Retail trade</b> .....                                      | <b>2 446</b>                                    | <b>10 970</b>     | <b>45 424</b> | <b>216</b>                     | <b>106</b>  | <b>57</b> | <b>28</b> | <b>16</b> | <b>7</b> | <b>1</b>   | <b>1</b>   | —          | —             |
| 441                | Motor vehicle & parts dealers .....                            | 374   | 2 535             | 11 168        | 37                             | 19  | 8         | 5         | 3         | 2        | —          | —          | —          | —             |
| 4411               | Automobile dealers .....                                       | 240   | 1 897             | 8 451         | 17                             | 11  | 1         | —         | 3         | 2        | —          | —          | —          | —             |
| 44111              | New car dealers .....  | 221   | 1 795             | 7 998         | 6                              | 1   | —         | —         | 3         | 2        | —          | —          | —          | —             |
| 441110             | New car dealers .....  | 221   | 1 795             | 7 998         | 6                              | 1   | —         | —         | 3         | 2        | —          | —          | —          | —             |
| 444                | Bldg material & garden equip & supp dealers .....              | 296   | 1 465             | 6 109         | 17                             | 8   | 4         | 1         | 3         | —        | 1          | —          | —          | —             |
| 4441               | Building material & supplies dealers .....                     | 256   | 1 307             | 5 387         | 12                             | 5   | 3         | 1         | 2         | —        | 1          | —          | —          | —             |
| 44411              | Home centers .....   | (C)   | (D)               | (D)           | 3                              | 1   | —         | —         | 1         | —        | 1          | —          | —          | —             |
| 445                | Food & beverage stores .....                                   | 282   | 993               | 4 163         | 19                             | 12  | 1         | 1         | 2         | 3        | —          | —          | —          | —             |
| 4451               | Grocery stores .....   | (C)   | (D)               | (D)           | 11                             | 5   | 1         | 1         | 1         | 3        | —          | —          | —          | —             |
| 44511              | Grocery (except convenience) stores .....                      | 246   | 805               | 3 251         | 9                              | 3   | 1         | 1         | 1         | 3        | —          | —          | —          | —             |
| 445110             | Grocery (except convenience) stores .....                      | 246   | 805               | 3 251         | 9                              | 3   | 1         | 1         | 1         | 3        | —          | —          | —          | —             |
| 447                | Gasoline stations .....  | 235   | 703               | 2 891         | 29                             | 8   | 11        | 10        | —         | —        | —          | —          | —          | —             |
| 4471               | Gasoline stations .....  | 235   | 703               | 2 891         | 29                             | 8   | 11        | 10        | —         | —        | —          | —          | —          | —             |
| 44711              | Gasoline stations with convenience stores .....                | 182   | 603               | 2 464         | 22                             | 5   | 10        | 7         | —         | —        | —          | —          | —          | —             |
| 447110             | Gasoline stations with convenience stores .....                | 182   | 603               | 2 464         | 22                             | 5   | 10        | 7         | —         | —        | —          | —          | —          | —             |
| 448                | Clothing & clothing accessories stores .....                   | 153   | 459               | 1 925         | 15                             | 8   | 4         | 1         | 1         | 1        | —          | —          | —          | —             |
| 4481               | Clothing stores .....  | 127   | 390               | 1 614         | 8                              | 3   | 2         | 1         | 1         | 1        | —          | —          | —          | —             |
| 44814              | Family clothing stores .....                                   | 103   | 349               | 1 474         | 3                              | 1   | —         | —         | 1         | 1        | —          | —          | —          | —             |
| 448140             | Family clothing stores .....                                   | 103   | 349               | 1 474         | 3                              | 1   | —         | —         | 1         | 1        | —          | —          | —          | —             |
| 451                | Sporting goods, hobby, book & music stores .....               | 122   | 372               | 1 602         | 15                             | 7   | 3         | 3         | 2         | —        | —          | —          | —          | —             |
| 452                | General merchandise stores .....                               | 562   | 2 754             | 10 683        | 8                              | 2   | 3         | —         | 1         | 1        | —          | 1          | —          | —             |
| 4529               | Other general merchandise stores .....                         | (E)   | (D)               | (D)           | 7                              | 2   | 3         | —         | 1         | —        | —          | 1          | —          | —             |
| 45291              | Warehouse clubs & superstores .....                            | (E)   | (D)               | (D)           | 1                              | —   | —         | —         | —         | —        | —          | 1          | —          | —             |
| 453                | Miscellaneous store retailers .....                            | 160   | 396               | 1 665         | 30                             | 20  | 6         | 1         | 3         | —        | —          | —          | —          | —             |
| <b>48-49</b>       | <b>Transportation &amp; warehousing</b> .....                  | <b>1 624</b>                                    | <b>11 073</b>     | <b>48 837</b> | <b>53</b>                      | <b>23</b>   | <b>9</b>  | <b>8</b>  | <b>7</b>  | <b>3</b> | <b>2</b>   | —          | <b>1</b>   | —             |
| 484                | Truck transportation .....                                     | 1 213   | 9 651             | 42 769        | 39                             | 18  | 8         | 6         | 5         | —        | 1          | —          | 1          | —             |
| 4841               | General freight trucking .....                                 | 1 099   | 9 132             | 40 257        | 23                             | 9   | 5         | 4         | 3         | —        | 1          | —          | 1          | —             |
| 48412              | General freight trucking, long-distance .....                  | (G)   | (D)               | (D)           | 19                             | 8   | 2         | 4         | 3         | —        | 1          | —          | 1          | —             |
| 4842               | Specialized freight trucking .....                             | 114   | 519               | 2 512         | 16                             | 9   | 3         | 2         | 2         | —        | —          | —          | —          | —             |
| 485                | Transit & ground passenger transportation .....                | (C)   | (D)               | (D)           | 6                              | 2   | 1         | 1         | —         | 1        | 1          | —          | —          | —             |
| 4851               | Urban transit systems .....                                    | (C)   | (D)               | (D)           | 1                              | —   | —         | —         | —         | —        | 1          | —          | —          | —             |
| 48511              | Urban transit systems .....                                    | (C)   | (D)               | (D)           | 1                              | —   | —         | —         | —         | —        | 1          | —          | —          | —             |
| 488                | Transportation support activities .....                        | (C)   | (D)               | (D)           | 3                              | 1   | —         | —         | 1         | 1        | —          | —          | —          | —             |
| 492                | Couriers & messengers .....                                    | 105   | 773               | 3 199         | 5                              | 2   | —         | 1         | 1         | 1        | —          | —          | —          | —             |
| <b>51</b>          | <b>Information</b> .....                                       | <b>141</b>                                      | <b>1 228</b>      | <b>4 323</b>  | <b>18</b>                      | <b>9</b>  | <b>2</b>  | <b>5</b>  | <b>2</b>  | —        | —          | —          | —          | —             |
| <b>52</b>          | <b>Finance &amp; insurance</b> .....                           | <b>335</b>                                      | <b>2 649</b>      | <b>11 329</b> | <b>67</b>                      | <b>47</b>   | <b>13</b> | <b>4</b>  | <b>2</b>  | <b>1</b> | —          | —          | —          | —             |
| 522                | Credit intermediation & related activities .....               | 242   | 1 779             | 7 949         | 30                             | 16  | 7         | 4         | 2         | 1        | —          | —          | —          | —             |
| 5221               | Depository credit intermediation .....                         | 215   | 1 630             | 7 304         | 18                             | 4   | 7         | 4         | 2         | 1        | —          | —          | —          | —             |
| 52211              | Commercial banking .....                                       | 185   | 1 380             | 6 329         | 14                             | 2   | 7         | 2         | 2         | 1        | —          | —          | —          | —             |
| 522110             | Commercial banking .....                                       | 185   | 1 380             | 6 329         | 14                             | 2   | 7         | 2         | 2         | 1        | —          | —          | —          | —             |
| <b>53</b>          | <b>Real estate &amp; rental &amp; leasing</b> .....            | <b>103</b>                                      | <b>472</b>        | <b>1 804</b>  | <b>28</b>                      | <b>22</b>   | <b>3</b>  | <b>2</b>  | <b>1</b>  | —        | —          | —          | —          | —             |
| <b>54</b>          | <b>Professional, scientific &amp; technical services</b> ..... | <b>415</b>                                      | <b>2 065</b>      | <b>8 705</b>  | <b>67</b>                      | <b>41</b>   | <b>10</b> | <b>11</b> | <b>5</b>  | —        | —          | —          | —          | —             |
| 541                | Professional, scientific & technical services .....            | 415   | 2 065             | 8 705         | 67                             | 41  | 10        | 11        | 5         | —        | —          | —          | —          | —             |
| 5413               | Architectural, engineering & related services .....            | 109   | 489               | 2 119         | 21                             | 16  | 1         | 3         | 1         | —        | —          | —          | —          | —             |
| <b>55</b>          | <b>Management of companies &amp; enterprises</b> .....         | <b>22</b>                                       | <b>169</b>        | <b>688</b>    | <b>5</b>                       | <b>2</b>  | <b>3</b>  | —         | —         | —        | —          | —          | —          | —             |
| <b>56</b>          | <b>Admin. support, waste mgt, remediation services</b> .....   | <b>214</b>                                      | <b>820</b>        | <b>3 206</b>  | <b>36</b>                      | <b>28</b>   | <b>3</b>  | <b>3</b>  | <b>1</b>  | <b>1</b> | —          | —          | —          | —             |
| 561                | Administrative & support services .....                        | (C)   | (D)               | (D)           | 34                             | 26  | 3         | 3         | 1         | 1        | —          | —          | —          | —             |
| 5613               | Employment services .....                                      | 115   | 496               | 1 623         | 3                              | —   | 1         | —         | 1         | 1        | —          | —          | —          | —             |
| 56132              | Temporary help services .....                                  | 115   | 496               | 1 623         | 3                              | —   | 1         | —         | 1         | 1        | —          | —          | —          | —             |
| 561320             | Temporary help services .....                                  | 115   | 496               | 1 623         | 3                              | —   | 1         | —         | 1         | 1        | —          | —          | —          | —             |
| <b>61</b>          | <b>Educational services</b> .....                              | <b>54</b>                                       | <b>208</b>        | <b>865</b>    | <b>5</b>                       | <b>3</b>  | —         | <b>1</b>  | <b>1</b>  | —        | —          | —          | —          | —             |
| <b>62</b>          | <b>Health care and social assistance</b> .....                 | <b>3 078</b>                                    | <b>18 594</b>     | <b>76 998</b> | <b>143</b>                     | <b>68</b>   | <b>31</b> | <b>28</b> | <b>3</b>  | <b>8</b> | <b>4</b>   | —          | —          | <b>1</b>      |
| 621                | Ambulatory health care services .....                          | 944   | 6 389             | 28 864        | 93                             | 46  | 22        | 19        | 3         | 1        | 2          | —          | —          | —             |
| 6211               | Offices of physicians .....                                    | 284   | 3 005             | 13 660        | 40                             | 19  | 10        | 9         | 2         | —        | —          | —          | —          | —             |
| 62111              | Offices of physicians .....                                    | 284   | 3 005             | 13 660        | 40                             | 19  | 10        | 9         | 2         | —        | —          | —          | —          | —             |
| 621111             | Offices of physicians (exc mental health) .....                | 284   | 3 005             | 13 660        | 40                             | 19  | 10        | 9         | 2         | —        | —          | —          | —          | —             |
| 6213               | Offices of other health practitioners .....                    | 161   | 1 084             | 4 345         | 19                             | 12  | 3         | 3         | —         | 1        | —          | —          | —          | —             |
| 6216               | Home health care services .....                                | 298   | 1 047             | 5 055         | 8                              | 3   | 2         | 1         | —         | —        | 2          | —          | —          | —             |
| 62161              | Home health care services .....                                | 298   | 1 047             | 5 055         | 8                              | 3   | 2         | 1         | —         | —        | 2          | —          | —          | —             |
| 621610             | Home health care services .....                                | 298   | 1 047             | 5 055         | 8                              | 3   | 2         | 1         | —         | —        | 2          | —          | —          | —             |
| 622                | Hospitals .....  | (G)   | (D)               | (D)           | 1                              | —   | —         | —         | —         | —        | —          | —          | —          | 1             |
| 6221               | General medical & surgical hospitals .....                     | (G)   | (D)               | (D)           | 1                              | —   | —         | —         | —         | —        | —          | —          | —          | 1             |
| 62211              | General medical & surgical hospitals .....                     | (G)   | (D)               | (D)           | 1                              | —   | —         | —         | —         | —        | —          | —          | —          | 1             |

See footnotes at end of table.



**Table 6. Counties—Employees, Payroll, and Establishments by Industry: 2003—Con.**

[Excludes most government employees, railroad employees, and self-employed persons. Size class 1 to 4 includes establishments with payroll, but no employees, during mid-March pay period. (D) denotes figures withheld to avoid disclosing data for individual companies; the data are included in broader industry totals. Detailed industries with 100 or more employees are shown if industry was not a (D). For explanation of terms, abbreviations, and data reliability/comparability, see introductory text]

| NAICS code         | Industry  | Number of employees for week including March 12 | Payroll (\$1,000) |                | Total number of establishments | Number of establishments by employment-size class |           |           |           |           |            |            |            |               |
|--------------------|---|---|-------------------|----------------|--------------------------------|---|-----------|-----------|-----------|-----------|------------|------------|------------|---------------|
|                    |   |   | First quarter     | Annual         |                                | 1 to 4  | 5 to 9    | 10 to 19  | 20 to 49  | 50 to 99  | 100 to 249 | 250 to 499 | 500 to 999 | 1,000 or more |
| <b>PHELPS—Con.</b> |   |   |                   |                |                                |   |           |           |           |           |            |            |            |               |
| <b>62</b>          | <b>Health care and social assistance—Con.</b>                                 |   |                   |                |                                |   |           |           |           |           |            |            |            |               |
| 623                | Nursing & residential care facilities .....                                   | 777   | 2 406             | 9 909          | 16                             | —   | 3         | 6         | —         | 5         | 2          | —          | —          | —             |
| 6231               | Nursing care facilities .....   | 252   | 1 044             | 4 301          | 3                              | —   | —         | —         | —         | 2         | 1          | —          | —          | —             |
| 62311              | Nursing care facilities .....   | 252   | 1 044             | 4 301          | 3                              | —   | —         | —         | —         | 2         | 1          | —          | —          | —             |
| 623110             | Nursing care facilities .....   | 252   | 1 044             | 4 301          | 3                              | —   | —         | —         | —         | 2         | 1          | —          | —          | —             |
| 6232               | Residential mental retardation, health facil .....                            | (C)   | (D)               | (D)            | 9                              | —   | 2         | 5         | —         | 2         | —          | —          | —          | —             |
| 62321              | Residential mental retardation facilities .....                               | 195   | 572               | 2 507          | 7                              | —   | 2         | 3         | —         | 2         | —          | —          | —          | —             |
| 623210             | Residential mental retardation facilities .....                               | 195   | 572               | 2 507          | 7                              | —   | 2         | 3         | —         | 2         | —          | —          | —          | —             |
| 6239               | Other residential care facilities .....                                       | (C)   | (D)               | (D)            | 1                              | —   | —         | —         | —         | —         | 1          | —          | —          | —             |
| 62399              | Other residential care facilities .....                                       | (C)   | (D)               | (D)            | 1                              | —   | —         | —         | —         | —         | 1          | —          | —          | —             |
| 624                | Social assistance .....   | (E)   | (D)               | (D)            | 33                             | 22  | 6         | 3         | —         | 2         | —          | —          | —          | —             |
| 6243               | Vocational rehabilitation services .....                                      | (C)   | (D)               | (D)            | 2                              | —   | —         | —         | —         | 2         | —          | —          | —          | —             |
| 62431              | Vocational rehabilitation services .....                                      | (C)   | (D)               | (D)            | 2                              | —   | —         | —         | —         | 2         | —          | —          | —          | —             |
| <b>71</b>          | <b>Arts, entertainment &amp; recreation .....</b>                             | <b>89</b>                                       | <b>189</b>        | <b>949</b>     | <b>12</b>                      | <b>6</b>  | <b>3</b>  | <b>2</b>  | <b>1</b>  | —         | —          | —          | —          | —             |
| <b>72</b>          | <b>Accommodation &amp; food services .....</b>                                | <b>1 847</b>                                    | <b>3 806</b>      | <b>16 643</b>  | <b>114</b>                     | <b>49</b>   | <b>10</b> | <b>18</b> | <b>28</b> | <b>8</b>  | <b>1</b>   | —          | —          | —             |
| 721                | Accommodation .....   | 185   | 429               | 2 074          | 33                             | 21  | 4         | 6         | 2         | —         | —          | —          | —          | —             |
| 7211               | Traveler accommodation .....  | 165   | 375               | 1 875          | 17                             | 5   | 4         | 6         | 2         | —         | —          | —          | —          | —             |
| 72111              | Hotels (exc casino hotels) & motels .....                                     | 165   | 375               | 1 875          | 17                             | 5   | 4         | 6         | 2         | —         | —          | —          | —          | —             |
| 721110             | Hotels (exc casino hotels) & motels .....                                     | 165   | 375               | 1 875          | 17                             | 5   | 4         | 6         | 2         | —         | —          | —          | —          | —             |
| 722                | Food services & drinking places .....   | 1 662   | 3 377             | 14 569         | 81                             | 28  | 6         | 12        | 26        | 8         | 1          | —          | —          | —             |
| 7221               | Full-service restaurants .....  | 863   | 1 634             | 7 146          | 38                             | 14  | 3         | 3         | 12        | 5         | 1          | —          | —          | —             |
| 72211              | Full-service restaurants .....  | 863   | 1 634             | 7 146          | 38                             | 14  | 3         | 3         | 12        | 5         | 1          | —          | —          | —             |
| 722110             | Full-service restaurants .....  | 863   | 1 634             | 7 146          | 38                             | 14  | 3         | 3         | 12        | 5         | 1          | —          | —          | —             |
| 7222               | Limited-service eating places .....   | 707   | 1 476             | 6 372          | 36                             | 10  | 1         | 9         | 14        | 2         | —          | —          | —          | —             |
| 72221              | Limited-service eating places .....   | 707   | 1 476             | 6 372          | 36                             | 10  | 1         | 9         | 14        | 2         | —          | —          | —          | —             |
| 722211             | Limited-service restaurants .....   | 694   | 1 438             | 6 212          | 32                             | 7   | 1         | 8         | 14        | 2         | —          | —          | —          | —             |
| <b>81</b>          | <b>Other services (except public administration) .....</b>                    | <b>678</b>                                      | <b>2 447</b>      | <b>10 355</b>  | <b>137</b>                     | <b>98</b>   | <b>17</b> | <b>16</b> | <b>6</b>  | —         | —          | —          | —          | —             |
| 811                | Repair & maintenance .....  | 174   | 733               | 2 982          | 43                             | 31  | 7         | 5         | —         | —         | —          | —          | —          | —             |
| 8111               | Automotive repair & maintenance .....   | 149   | 634               | 2 597          | 36                             | 26  | 5         | 5         | —         | —         | —          | —          | —          | —             |
| 812                | Personal & laundry services .....   | 114   | 384               | 1 808          | 26                             | 20  | 2         | 3         | 1         | —         | —          | —          | —          | —             |
| 813                | Religious, grantmaking, civic, prof & like organizations .....                | 390   | 1 330             | 5 565          | 68                             | 47  | 8         | 8         | 5         | —         | —          | —          | —          | —             |
| 8131               | Religious organizations .....   | 275   | 830               | 3 456          | 46                             | 30  | 6         | 7         | 3         | —         | —          | —          | —          | —             |
| 81311              | Religious organizations .....   | 275   | 830               | 3 456          | 46                             | 30  | 6         | 7         | 3         | —         | —          | —          | —          | —             |
| 813110             | Religious organizations .....   | 275   | 830               | 3 456          | 46                             | 30  | 6         | 7         | 3         | —         | —          | —          | —          | —             |
| <b>99</b>          | <b>Unclassified establishments .....</b>                                      | <b>45</b>                                       | <b>89</b>         | <b>393</b>     | <b>62</b>                      | <b>62</b>   | —         | —         | —         | —         | —          | —          | —          | —             |
| <b>PIKE</b>        |   |   |                   |                |                                |   |           |           |           |           |            |            |            |               |
|                    | <b>Total .....</b>  | <b>4 149</b>                                    | <b>24 931</b>     | <b>100 813</b> | <b>431</b>                     | <b>270</b>  | <b>61</b> | <b>53</b> | <b>30</b> | <b>10</b> | <b>7</b>   | —          | —          | —             |
| <b>11</b>          | <b>Forestry, fishing, hunting, and agriculture support .....</b>              | <b>(A)</b>                                      | <b>(D)</b>        | <b>(D)</b>     | <b>4</b>                       | <b>3</b>  | <b>1</b>  | —         | —         | —         | —          | —          | —          | —             |
| <b>21</b>          | <b>Mining .....</b>   | <b>(A)</b>                                      | <b>(D)</b>        | <b>(D)</b>     | <b>2</b>                       | <b>1</b>  | —         | <b>1</b>  | —         | —         | —          | —          | —          | —             |
| <b>22</b>          | <b>Utilities .....</b>  | <b>(B)</b>                                      | <b>(D)</b>        | <b>(D)</b>     | <b>4</b>                       | <b>2</b>  | —         | <b>2</b>  | —         | —         | —          | —          | —          | —             |
| <b>23</b>          | <b>Construction .....</b>   | <b>345</b>                                      | <b>2 561</b>      | <b>11 301</b>  | <b>48</b>                      | <b>37</b>   | <b>6</b>  | <b>2</b>  | <b>2</b>  | —         | <b>1</b>   | —          | —          | —             |
| 237                | Heavy and Civil Engineering Construction .....                                | 108   | 1 416             | 4 252          | 5                              | 1   | 1         | 1         | 2         | —         | —          | —          | —          | —             |
| 238                | Specialty Trade Contractors .....   | 216   | 1 061             | 6 430          | 30                             | 24  | 4         | 1         | —         | —         | 1          | —          | —          | —             |
| 2381               | Foundation, Structure, and Building Exterior Contractors .....                | 156   | 738               | 4 834          | 11                             | 10  | —         | —         | —         | —         | 1          | —          | —          | —             |
| 23811              | Poured Concrete Foundation and Structure Contractors .....                    | (C)   | (D)               | (D)            | 5                              | 4   | —         | —         | —         | —         | 1          | —          | —          | —             |
| <b>31-33</b>       | <b>Manufacturing .....</b>  | <b>655</b>                                      | <b>7 508</b>      | <b>25 629</b>  | <b>23</b>                      | <b>10</b>   | <b>1</b>  | <b>3</b>  | <b>6</b>  | <b>1</b>  | <b>2</b>   | —          | —          | —             |
| 325                | Chemical mfg .....  | (C)   | (D)               | (D)            | 2                              | —   | —         | —         | —         | 1         | 1          | —          | —          | —             |
| 3251               | Basic chemical mfg .....  | (C)   | (D)               | (D)            | 1                              | —   | —         | —         | —         | —         | 1          | —          | —          | —             |
| 32519              | Other basic organic chemical mfg .....  | (C)   | (D)               | (D)            | 1                              | —   | —         | —         | —         | —         | 1          | —          | —          | —             |
| 327                | Nonmetallic mineral product mfg .....   | (C)   | (D)               | (D)            | 5                              | 2   | 1         | 1         | —         | —         | 1          | —          | —          | —             |
| 3273               | Cement & concrete product mfg .....   | (C)   | (D)               | (D)            | 4                              | 2   | 1         | —         | —         | —         | 1          | —          | —          | —             |
| 32731              | Cement mfg .....  | (C)   | (D)               | (D)            | 1                              | —   | —         | —         | —         | —         | 1          | —          | —          | —             |
| <b>42</b>          | <b>Wholesale trade .....</b>  | <b>280</b>                                      | <b>1 136</b>      | <b>4 930</b>   | <b>25</b>                      | <b>14</b>   | <b>5</b>  | <b>4</b>  | —         | <b>1</b>  | <b>1</b>   | —          | —          | —             |
| 423                | Merchant Wholesalers, Durable Goods .....                                     | 156   | 700               | 2 942          | 12                             | 7   | 3         | 1         | —         | —         | 1          | —          | —          | —             |
| 4231               | Motor Vehicle and Motor Vehicle Parts and Supplies Merchant Wholesalers ..... | (C)   | (D)               | (D)            | 2                              | 1   | —         | —         | —         | —         | 1          | —          | —          | —             |
| 42312              | Motor Vehicle Supplies and New Parts Merchant Wholesalers .....               | (C)   | (D)               | (D)            | 2                              | 1   | —         | —         | —         | —         | 1          | —          | —          | —             |

See footnotes at end of table.

**Table 6. Counties—Employees, Payroll, and Establishments by Industry: 2003—Con.**

[Excludes most government employees, railroad employees, and self-employed persons. Size class 1 to 4 includes establishments with payroll, but no employees, during mid-March pay period. (D) denotes figures withheld to avoid disclosing data for individual companies; the data are included in broader industry totals. Detailed industries with 100 or more employees are shown if industry was not a (D). For explanation of terms, abbreviations, and data reliability/comparability, see introductory text]

| NAICS code       | Industry   | Number of employees for week including March 12 | Payroll (\$1,000) |                  | Total number of establishments | Number of establishments by employment-size class |            |            |            |           |            |            |            |               |
|------------------|--|---|-------------------|------------------|--------------------------------|---|------------|------------|------------|-----------|------------|------------|------------|---------------|
|                  |  |   | First quarter     | Annual           |                                | 1 to 4  | 5 to 9     | 10 to 19   | 20 to 49   | 50 to 99  | 100 to 249 | 250 to 499 | 500 to 999 | 1,000 or more |
| <b>PIKE—Con.</b> |  |   |                   |                  |                                |   |            |            |            |           |            |            |            |               |
| <b>44-45</b>     | <b>Retail trade</b> .....  | <b>815</b>                                      | <b>3 370</b>      | <b>15 052</b>    | <b>90</b>                      | <b>44</b>   | <b>20</b>  | <b>15</b>  | <b>9</b>   | <b>2</b>  | —          | —          | —          | —             |
| 441              | Motor vehicle & parts dealers .....                              | 101   | 434               | 1 798            | 15                             | 9   | 1          | 4          | 1          | —         | —          | —          | —          | —             |
| 445              | Food & beverage stores .....                                     | 144   | 510               | 2 289            | 8                              | 3   | 1          | 1          | 3          | —         | —          | —          | —          | —             |
| 4451             | Grocery stores .....   | 144   | 510               | 2 289            | 8                              | 3   | 1          | 1          | 3          | —         | —          | —          | —          | —             |
| 44511            | Grocery (except convenience) stores .....                        | (C)   | (D)               | (D)              | 6                              | 2   | —          | 1          | 3          | —         | —          | —          | —          | —             |
| 447              | Gasoline stations .....  | 202   | 687               | 3 197            | 18                             | 4   | 7          | 5          | 1          | 1         | —          | —          | —          | —             |
| 4471             | Gasoline stations .....  | 202   | 687               | 3 197            | 18                             | 4   | 7          | 5          | 1          | 1         | —          | —          | —          | —             |
| 44711            | Gasoline stations with convenience stores .....                  | 172   | 426               | 1 790            | 15                             | 3   | 6          | 5          | —          | 1         | —          | —          | —          | —             |
| 447110           | Gasoline stations with convenience stores .....                  | 172   | 426               | 1 790            | 15                             | 3   | 6          | 5          | —          | 1         | —          | —          | —          | —             |
| 452              | General merchandise stores .....                                 | 121   | 369               | 1 612            | 4                              | —   | 2          | —          | 1          | 1         | —          | —          | —          | —             |
| <b>48-49</b>     | <b>Transportation &amp; warehousing</b> .....                    | <b>49</b>                                       | <b>419</b>        | <b>1 913</b>     | <b>12</b>                      | <b>7</b>  | <b>4</b>   | <b>1</b>   | —          | —         | —          | —          | —          | —             |
| <b>51</b>        | <b>Information</b> .....   | <b>107</b>                                      | <b>807</b>        | <b>3 124</b>     | <b>8</b>                       | <b>3</b>  | <b>2</b>   | <b>2</b>   | —          | <b>1</b>  | —          | —          | —          | —             |
| <b>52</b>        | <b>Finance &amp; insurance</b> .....                             | <b>145</b>                                      | <b>943</b>        | <b>4 402</b>     | <b>24</b>                      | <b>17</b>   | <b>2</b>   | <b>3</b>   | <b>2</b>   | —         | —          | —          | —          | —             |
| 522              | Credit intermediation & related activities .....                 | 110   | 729               | 3 452            | 9                              | 4   | —          | 3          | 2          | —         | —          | —          | —          | —             |
| 5221             | Depository credit intermediation .....                           | 110   | 729               | 3 452            | 9                              | 4   | —          | 3          | 2          | —         | —          | —          | —          | —             |
| 52211            | Commercial banking .....   | (C)   | (D)               | (D)              | 8                              | 3   | —          | 3          | 2          | —         | —          | —          | —          | —             |
| <b>53</b>        | <b>Real estate &amp; rental &amp; leasing</b> .....              | <b>14</b>                                       | <b>26</b>         | <b>100</b>       | <b>8</b>                       | <b>7</b>  | <b>1</b>   | —          | —          | —         | —          | —          | —          | —             |
| <b>54</b>        | <b>Professional, scientific &amp; technical services</b> .....   | <b>248</b>                                      | <b>1 697</b>      | <b>6 478</b>     | <b>18</b>                      | <b>10</b>   | <b>3</b>   | <b>3</b>   | —          | <b>1</b>  | <b>1</b>   | —          | —          | —             |
| 541              | Professional, scientific & technical services .....              | 248   | 1 697             | 6 478            | 18                             | 10  | 3          | 3          | —          | 1         | 1          | —          | —          | —             |
| 5418             | Advertising & related services .....                             | (C)   | (D)               | (D)              | 1                              | —   | —          | —          | —          | —         | 1          | —          | —          | —             |
| 54186            | Direct mail advertising .....                                    | (C)   | (D)               | (D)              | 1                              | —   | —          | —          | —          | —         | 1          | —          | —          | —             |
| <b>55</b>        | <b>Management of companies &amp; enterprises</b> .....           | <b>53</b>                                       | <b>450</b>        | <b>1 344</b>     | <b>3</b>                       | —   | —          | <b>1</b>   | <b>2</b>   | —         | —          | —          | —          | —             |
| <b>56</b>        | <b>Admin, support, waste mgt, remediation services</b> .....     | <b>176</b>                                      | <b>732</b>        | <b>3 281</b>     | <b>16</b>                      | <b>13</b>   | <b>1</b>   | <b>1</b>   | —          | —         | <b>1</b>   | —          | —          | —             |
| 561              | Administrative & support services .....                          | (C)   | (D)               | (D)              | 14                             | 12  | 1          | —          | —          | —         | 1          | —          | —          | —             |
| 5613             | Employment services .....  | (C)   | (D)               | (D)              | 1                              | —   | —          | —          | —          | —         | 1          | —          | —          | —             |
| 56132            | Temporary help services .....                                    | (C)   | (D)               | (D)              | 1                              | —   | —          | —          | —          | —         | 1          | —          | —          | —             |
| <b>62</b>        | <b>Health care and social assistance</b> .....                   | <b>786</b>                                      | <b>3 647</b>      | <b>14 813</b>    | <b>45</b>                      | <b>26</b>   | <b>5</b>   | <b>4</b>   | <b>5</b>   | <b>4</b>  | <b>1</b>   | —          | —          | —             |
| 621              | Ambulatory health care services .....                            | 127   | 885               | 3 754            | 27                             | 19  | 5          | 2          | 1          | —         | —          | —          | —          | —             |
| 622              | Hospitals .....  | (C)   | (D)               | (D)              | 1                              | —   | —          | —          | —          | —         | 1          | —          | —          | —             |
| 6221             | General medical & surgical hospitals .....                       | (C)   | (D)               | (D)              | 1                              | —   | —          | —          | —          | —         | 1          | —          | —          | —             |
| 62211            | General medical & surgical hospitals .....                       | (C)   | (D)               | (D)              | 1                              | —   | —          | —          | —          | —         | 1          | —          | —          | —             |
| 623              | Nursing & residential care facilities .....                      | 351   | 1 194             | 4 784            | 7                              | 1   | —          | 1          | 1          | 4         | —          | —          | —          | —             |
| 6231             | Nursing care facilities .....                                    | 226   | 769               | 3 042            | 3                              | —   | —          | —          | —          | 3         | —          | —          | —          | —             |
| 62311            | Nursing care facilities .....                                    | 226   | 769               | 3 042            | 3                              | —   | —          | —          | —          | 3         | —          | —          | —          | —             |
| 623110           | Nursing care facilities .....                                    | 226   | 769               | 3 042            | 3                              | —   | —          | —          | —          | 3         | —          | —          | —          | —             |
| 624              | Social assistance .....  | (C)   | (D)               | (D)              | 10                             | 6   | —          | 1          | 3          | —         | —          | —          | —          | —             |
| <b>71</b>        | <b>Arts, entertainment &amp; recreation</b> .....                | <b>(B)</b>                                      | <b>(D)</b>        | <b>(D)</b>       | <b>5</b>                       | <b>3</b>  | <b>1</b>   | <b>1</b>   | —          | —         | —          | —          | —          | —             |
| <b>72</b>        | <b>Accommodation &amp; food services</b> .....                   | <b>256</b>                                      | <b>462</b>        | <b>3 349</b>     | <b>32</b>                      | <b>17</b>   | <b>3</b>   | <b>9</b>   | <b>3</b>   | —         | —          | —          | —          | —             |
| 722              | Food services & drinking places .....                            | 225   | 400               | 2 966            | 27                             | 14  | 3          | 7          | 3          | —         | —          | —          | —          | —             |
| 7222             | Limited-service eating places .....                              | 142   | 280               | 1 359            | 10                             | 2   | 2          | 4          | 2          | —         | —          | —          | —          | —             |
| 72221            | Limited-service eating places .....                              | 142   | 280               | 1 359            | 10                             | 2   | 2          | 4          | 2          | —         | —          | —          | —          | —             |
| <b>81</b>        | <b>Other services (except public administration)</b> .....       | <b>133</b>                                      | <b>430</b>        | <b>1 877</b>     | <b>47</b>                      | <b>39</b>   | <b>6</b>   | <b>1</b>   | <b>1</b>   | —         | —          | —          | —          | —             |
| <b>99</b>        | <b>Unclassified establishments</b> .....                         | <b>14</b>                                       | <b>32</b>         | <b>138</b>       | <b>17</b>                      | <b>17</b>   | —          | —          | —          | —         | —          | —          | —          | —             |
| <b>PLATTE</b>    |  |   |                   |                  |                                |   |            |            |            |           |            |            |            |               |
|                  | <b>Total</b> .....   | <b>38 084</b>                                   | <b>298 871</b>    | <b>1 111 144</b> | <b>2 021</b>                   | <b>1 112</b>                                      | <b>338</b> | <b>263</b> | <b>179</b> | <b>69</b> | <b>44</b>  | <b>4</b>   | <b>9</b>   | <b>3</b>      |
| <b>11</b>        | <b>Forestry, fishing, hunting, and agriculture support</b> ..... | <b>23</b>                                       | <b>265</b>        | <b>1 391</b>     | <b>5</b>                       | <b>3</b>  | <b>1</b>   | <b>1</b>   | —          | —         | —          | —          | —          | —             |
| <b>21</b>        | <b>Mining</b> .....  | <b>(B)</b>                                      | <b>(D)</b>        | <b>(D)</b>       | <b>2</b>                       | —   | —          | <b>1</b>   | <b>1</b>   | —         | —          | —          | —          | —             |
| <b>22</b>        | <b>Utilities</b> .....   | <b>156</b>                                      | <b>2 605</b>      | <b>10 056</b>    | <b>6</b>                       | <b>2</b>  | <b>2</b>   | —          | <b>1</b>   | —         | <b>1</b>   | —          | —          | —             |
| 221              | Utilities .....  | 156   | 2 605             | 10 056           | 6                              | 2   | 2          | —          | 1          | —         | 1          | —          | —          | —             |
| 2211             | Elec pwr generation, transmsn & distribution .....               | (C)   | (D)               | (D)              | 1                              | —   | —          | —          | —          | —         | 1          | —          | —          | —             |
| 22111            | Electric power generation .....                                  | (C)   | (D)               | (D)              | 1                              | —   | —          | —          | —          | —         | 1          | —          | —          | —             |

See footnotes at end of table.

**Table 6. Counties—Employees, Payroll, and Establishments by Industry: 2003—Con.**

[Excludes most government employees, railroad employees, and self-employed persons. Size class 1 to 4 includes establishments with payroll, but no employees, during mid-March pay period. (D) denotes figures withheld to avoid disclosing data for individual companies; the data are included in broader industry totals. Detailed industries with 100 or more employees are shown if industry was not a (D). For explanation of terms, abbreviations, and data reliability/comparability, see introductory text]

| NAICS code         | Industry  | Number of employees for week including March 12 | Payroll (\$1,000) |               | Total number of establishments | Number of establishments by employment-size class |           |           |           |          |            |            |            |               |  |
|--------------------|---|---|-------------------|---------------|--------------------------------|---|-----------|-----------|-----------|----------|------------|------------|------------|---------------|--|
|                    |   |   | First quarter     | Annual        |                                | 1 to 4  | 5 to 9    | 10 to 19  | 20 to 49  | 50 to 99 | 100 to 249 | 250 to 499 | 500 to 999 | 1,000 or more |  |
| <b>PLATTE—Con.</b> |   |   |                   |               |                                |   |           |           |           |          |            |            |            |               |  |
| <b>23</b>          | <b>Construction</b> .....   | <b>1 464</b>                                    | <b>10 528</b>     | <b>53 756</b> | <b>254</b>                     | <b>165</b>  | <b>49</b> | <b>23</b> | <b>15</b> | <b>1</b> | <b>1</b>   | —          | —          | —             |  |
| 236                | Construction of Buildings .....   | 253   | 1 652             | 8 754         | 75                             | 57  | 12        | 5         | 1         | —        | —          | —          | —          | —             |  |
| 2361               | Residential Building Construction .....                                       | 202   | 1 139             | 5 768         | 66                             | 52  | 9         | 4         | 1         | —        | —          | —          | —          | —             |  |
| 23611              | Residential Building Construction .....                                       | 202   | 1 139             | 5 768         | 66                             | 52  | 9         | 4         | 1         | —        | —          | —          | —          | —             |  |
| 236115             | New Single-Family Housing Construction (except Operative Builders) .....      | 135   | 730               | 3 637         | 38                             | 28  | 7         | 2         | 1         | —        | —          | —          | —          | —             |  |
| 237                | Heavy and Civil Engineering Construction .....                                | 343   | 3 002             | 15 547        | 24                             | 12  | 3         | 4         | 4         | —        | 1          | —          | —          | —             |  |
| 2373               | Highway, Street, and Bridge Construction .....                                | 116   | 1 120             | 6 800         | 7                              | 3   | —         | 2         | 2         | —        | —          | —          | —          | —             |  |
| 23731              | Highway, Street, and Bridge Construction .....                                | 116   | 1 120             | 6 800         | 7                              | 3   | —         | 2         | 2         | —        | —          | —          | —          | —             |  |
| 237310             | Highway, Street, and Bridge Construction .....                                | 116   | 1 120             | 6 800         | 7                              | 3   | —         | 2         | 2         | —        | —          | —          | —          | —             |  |
| 2379               | Other Heavy and Civil Engineering Construction .....                          | 129   | 841               | 3 881         | 6                              | 4   | 1         | —         | —         | —        | 1          | —          | —          | —             |  |
| 23799              | Other Heavy and Civil Engineering Construction .....                          | 129   | 841               | 3 881         | 6                              | 4   | 1         | —         | —         | —        | 1          | —          | —          | —             |  |
| 237990             | Other Heavy and Civil Engineering Construction .....                          | 129   | 841               | 3 881         | 6                              | 4   | 1         | —         | —         | —        | 1          | —          | —          | —             |  |
| 238                | Specialty Trade Contractors .....   | 868   | 5 874             | 29 455        | 155                            | 96  | 34        | 14        | 10        | 1        | —          | —          | —          | —             |  |
| 2381               | Foundation, Structure, and Building Exterior Contractors .....                | 298   | 1 493             | 7 486         | 49                             | 27  | 14        | 5         | 2         | 1        | —          | —          | —          | —             |  |
| 23811              | Poured Concrete Foundation and Structure Contractors .....                    | 131   | 482               | 2 467         | 12                             | 5   | 4         | 1         | 1         | 1        | —          | —          | —          | —             |  |
| 238110             | Poured Concrete Foundation and Structure Contractors .....                    | 131   | 482               | 2 467         | 12                             | 5   | 4         | 1         | 1         | 1        | —          | —          | —          | —             |  |
| 2382               | Building Equipment Contractors .....  | 258   | 2 019             | 8 994         | 39                             | 18  | 13        | 5         | 3         | —        | —          | —          | —          | —             |  |
| 23821              | Electrical Contractors .....  | 125   | 1 185             | 5 519         | 17                             | 7   | 6         | 2         | 2         | —        | —          | —          | —          | —             |  |
| 238210             | Electrical Contractors .....  | 125   | 1 185             | 5 519         | 17                             | 7   | 6         | 2         | 2         | —        | —          | —          | —          | —             |  |
| 2383               | Building Finishing Contractors .....  | 173   | 1 320             | 6 013         | 42                             | 32  | 5         | 4         | 1         | —        | —          | —          | —          | —             |  |
| 2389               | Other Specialty Trade Contractors .....                                       | 139   | 1 042             | 6 962         | 25                             | 19  | 2         | —         | 4         | —        | —          | —          | —          | —             |  |
| <b>31-33</b>       | <b>Manufacturing</b> .....  | <b>1 470</b>                                    | <b>16 296</b>     | <b>64 485</b> | <b>51</b>                      | <b>25</b>   | <b>7</b>  | <b>2</b>  | <b>9</b>  | <b>1</b> | <b>7</b>   | —          | —          | —             |  |
| 312                | Beverage & tobacco product mfg .....  | (E)   | (D)               | (D)           | 3                              | 1   | —         | —         | —         | —        | 2          | —          | —          | —             |  |
| 3121               | Beverage mfg .....  | (E)   | (D)               | (D)           | 3                              | 1   | —         | —         | —         | —        | 2          | —          | —          | —             |  |
| 31211              | Soft drink & ice mfg .....  | (C)   | (D)               | (D)           | 1                              | —   | —         | —         | —         | —        | 1          | —          | —          | —             |  |
| 31214              | Distilleries .....  | (C)   | (D)               | (D)           | 1                              | —   | —         | —         | —         | —        | 1          | —          | —          | —             |  |
| 323                | Printing & related support activities .....                                   | 150   | 1 401             | 6 560         | 7                              | 4   | 2         | —         | —         | —        | 1          | —          | —          | —             |  |
| 3231               | Printing & related support activities .....                                   | 150   | 1 401             | 6 560         | 7                              | 4   | 2         | —         | —         | —        | 1          | —          | —          | —             |  |
| 32311              | Printing .....  | 150   | 1 401             | 6 560         | 7                              | 4   | 2         | —         | —         | —        | 1          | —          | —          | —             |  |
| 326                | Plastics & rubber products mfg .....  | (E)   | (D)               | (D)           | 4                              | 2   | —         | —         | —         | —        | 2          | —          | —          | —             |  |
| 3261               | Plastics product mfg .....  | (C)   | (D)               | (D)           | 2                              | 1   | —         | —         | —         | —        | 1          | —          | —          | —             |  |
| 32615              | Foam product (exc polystyrene) mfg .....                                      | (C)   | (D)               | (D)           | 1                              | —   | —         | —         | —         | —        | 1          | —          | —          | —             |  |
| 3262               | Rubber product mfg .....  | (C)   | (D)               | (D)           | 2                              | 1   | —         | —         | —         | —        | 1          | —          | —          | —             |  |
| 32621              | Tire mfg .....  | (C)   | (D)               | (D)           | 1                              | —   | —         | —         | —         | —        | 1          | —          | —          | —             |  |
| 327                | Nonmetallic mineral product mfg .....   | 105   | 701               | 3 027         | 5                              | 1   | 1         | —         | 3         | —        | —          | —          | —          | —             |  |
| 331                | Primary metal mfg .....   | (C)   | (D)               | (D)           | 1                              | —   | —         | —         | —         | —        | 1          | —          | —          | —             |  |
| 3315               | Foundries .....   | (C)   | (D)               | (D)           | 1                              | —   | —         | —         | —         | —        | 1          | —          | —          | —             |  |
| 33151              | Ferrous metal foundries .....   | (C)   | (D)               | (D)           | 1                              | —   | —         | —         | —         | —        | 1          | —          | —          | —             |  |
| 332                | Fabricated metal product mfg .....  | (C)   | (D)               | (D)           | 5                              | 3   | —         | 1         | —         | 1        | —          | —          | —          | —             |  |
| 333                | Machinery mfg .....   | (C)   | (D)               | (D)           | 4                              | 1   | 1         | —         | 1         | —        | 1          | —          | —          | —             |  |
| 3331               | Ag, construction & mining machinery mfg .....                                 | (C)   | (D)               | (D)           | 1                              | —   | —         | —         | —         | —        | 1          | —          | —          | —             |  |
| 33311              | Agricultural implement mfg .....  | (C)   | (D)               | (D)           | 1                              | —   | —         | —         | —         | —        | 1          | —          | —          | —             |  |
| <b>42</b>          | <b>Wholesale trade</b> .....  | <b>1 809</b>                                    | <b>22 359</b>     | <b>88 397</b> | <b>130</b>                     | <b>64</b>   | <b>19</b> | <b>23</b> | <b>16</b> | <b>5</b> | <b>3</b>   | —          | —          | —             |  |
| 423                | Merchant Wholesalers, Durable Goods .....                                     | 1 314   | 15 978            | 63 713        | 69                             | 28  | 9         | 15        | 11        | 3        | 3          | —          | —          | —             |  |
| 4231               | Motor Vehicle and Motor Vehicle Parts and Supplies Merchant Wholesalers ..... | 326   | 4 004             | 16 615        | 11                             | 3   | 1         | 2         | 3         | 1        | 1          | —          | —          | —             |  |
| 42312              | Motor Vehicle Supplies and New Parts Merchant Wholesalers .....               | (C)   | (D)               | (D)           | 7                              | 1   | 1         | 1         | 3         | —        | 1          | —          | —          | —             |  |
| 4236               | Electrical and Electronic Goods Merchant Wholesalers .....                    | 226   | 2 263             | 8 925         | 9                              | 5   | —         | 2         | 1         | —        | 1          | —          | —          | —             |  |
| 42369              | Other Electronic Parts and Equipment Merchant Wholesalers .....               | 209   | 2 042             | 7 972         | 6                              | 3   | —         | 1         | 1         | —        | 1          | —          | —          | —             |  |
| 423690             | Other Electronic Parts and Equipment Merchant Wholesalers .....               | 209   | 2 042             | 7 972         | 6                              | 3   | —         | 1         | 1         | —        | 1          | —          | —          | —             |  |
| 4238               | Machinery, Equipment, and Supplies Merchant Wholesalers .....                 | 438   | 6 732             | 24 589        | 21                             | 5   | 2         | 9         | 3         | 1        | 1          | —          | —          | —             |  |
| 42383              | Industrial Machinery and Equipment Merchant Wholesalers .....                 | 267   | 4 251             | 16 527        | 12                             | 2   | 2         | 6         | 1         | —        | 1          | —          | —          | —             |  |
| 423830             | Industrial Machinery and Equipment Merchant Wholesalers .....                 | 267   | 4 251             | 16 527        | 12                             | 2   | 2         | 6         | 1         | —        | 1          | —          | —          | —             |  |
| 42385              | Service Establishment Equipment and Supplies Merchant Wholesalers .....       | 106   | 1 716             | 5 376         | 3                              | —   | —         | 1         | 1         | 1        | —          | —          | —          | —             |  |
| 423850             | Service Establishment Equipment and Supplies Merchant Wholesalers .....       | 106   | 1 716             | 5 376         | 3                              | —   | —         | 1         | 1         | 1        | —          | —          | —          | —             |  |
| 4239               | Miscellaneous Durable Goods Merchant Wholesalers .....                        | 144   | 1 130             | 5 225         | 6                              | 4   | —         | —         | 1         | 1        | —          | —          | —          | —             |  |
| 424                | Merchant Wholesalers, Nondurable Goods .....                                  | 424   | 5 744             | 21 991        | 43                             | 24  | 7         | 5         | 5         | 2        | —          | —          | —          | —             |  |
| 4244               | Grocery and Related Product Wholesalers .....                                 | 106   | 997               | 3 479         | 15                             | 11  | 2         | —         | 2         | —        | —          | —          | —          | —             |  |

See footnotes at end of table.

**Table 6. Counties—Employees, Payroll, and Establishments by Industry: 2003—Con.**

[Excludes most government employees, railroad employees, and self-employed persons. Size class 1 to 4 includes establishments with payroll, but no employees, during mid-March pay period. (D) denotes figures withheld to avoid disclosing data for individual companies; the data are included in broader industry totals. Detailed industries with 100 or more employees are shown if industry was not a (D). For explanation of terms, abbreviations, and data reliability/comparability, see introductory text]

| NAICS code         | Industry   | Number of employees for week including March 12 | Payroll (\$1,000) |                | Total number of establishments | Number of establishments by employment-size class |           |           |           |           |            |            |            |               |
|--------------------|--|---|-------------------|----------------|--------------------------------|---|-----------|-----------|-----------|-----------|------------|------------|------------|---------------|
|                    |  |   | First quarter     | Annual         |                                | 1 to 4  | 5 to 9    | 10 to 19  | 20 to 49  | 50 to 99  | 100 to 249 | 250 to 499 | 500 to 999 | 1,000 or more |
| <b>PLATTE—Con.</b> |  |   |                   |                |                                |   |           |           |           |           |            |            |            |               |
| <b>44-45</b>       | <b>Retail trade</b> .....                              | <b>3 937</b>                                    | <b>20 575</b>     | <b>90 477</b>  | <b>233</b>                     | <b>103</b>  | <b>49</b> | <b>38</b> | <b>26</b> | <b>11</b> | <b>5</b>   | <b>—</b>   | <b>1</b>   | <b>—</b>      |
| 441                | Motor vehicle & parts dealers .....                    | 514   | 4 736             | 23 504         | 22                             | 7   | 4         | 4         | 4         | 2         | 1          | —          | —          | —             |
| 4411               | Automobile dealers .....                               | (E)   | (D)               | (D)            | 12                             | 3   | 1         | 1         | 4         | 2         | 1          | —          | —          | —             |
| 44111              | New car dealers .....                                  | 427   | 4 208             | 21 553         | 11                             | 3   | 1         | —         | 4         | 2         | 1          | —          | —          | —             |
| 441110             | New car dealers .....                                  | 427   | 4 208             | 21 553         | 11                             | 3   | 1         | —         | 4         | 2         | 1          | —          | —          | —             |
| 442                | Furniture & home furnishings stores .....              | 200   | 1 034             | 5 429          | 21                             | 11  | 3         | 4         | 2         | 1         | —          | —          | —          | —             |
| 4422               | Home furnishings stores .....                          | 188   | 982               | 5 185          | 14                             | 6   | 1         | 4         | 2         | 1         | —          | —          | —          | —             |
| 44229              | Other home furnishings stores .....                    | 100   | 306               | 1 220          | 7                              | 3   | —         | 2         | 2         | —         | —          | —          | —          | —             |
| 442299             | All other home furnishings stores .....                | 100   | 306               | 1 220          | 7                              | 3   | —         | 2         | 2         | —         | —          | —          | —          | —             |
| 444                | Bldg material & garden equip & supp dealers .....      | 318   | 1 811             | 7 607          | 23                             | 11  | 5         | 3         | 3         | —         | 1          | —          | —          | —             |
| 4441               | Building material & supplies dealers .....             | 253   | 1 594             | 6 487          | 16                             | 8   | 3         | 3         | 1         | —         | 1          | —          | —          | —             |
| 44411              | Home centers .....                                     | (C)   | (D)               | (D)            | 2                              | —   | 1         | —         | —         | —         | 1          | —          | —          | —             |
| 445                | Food & beverage stores .....                           | 803   | 3 234             | 13 625         | 24                             | 10  | 4         | 2         | 4         | 1         | 3          | —          | —          | —             |
| 4451               | Grocery stores .....                                   | (F)   | (D)               | (D)            | 15                             | 5   | 2         | 1         | 3         | 1         | 3          | —          | —          | —             |
| 44511              | Grocery (except convenience) stores .....              | 719   | 3 036             | 12 842         | 13                             | 4   | 1         | 1         | 3         | 1         | 3          | —          | —          | —             |
| 445110             | Grocery (except convenience) stores .....              | 719   | 3 036             | 12 842         | 13                             | 4   | 1         | 1         | 3         | 1         | 3          | —          | —          | —             |
| 446                | Health & personal care stores .....                    | 300   | 1 720             | 8 002          | 12                             | 3   | —         | 4         | 3         | 2         | —          | —          | —          | —             |
| 4461               | Health & personal care stores .....                    | 300   | 1 720             | 8 002          | 12                             | 3   | —         | 4         | 3         | 2         | —          | —          | —          | —             |
| 44611              | Pharmacies & drug stores .....                         | (C)   | (D)               | (D)            | 8                              | —   | —         | 4         | 3         | 1         | —          | —          | —          | —             |
| 447                | Gasoline stations .....                                | 289   | 1 142             | 4 707          | 30                             | 5   | 11        | 13        | 1         | —         | —          | —          | —          | —             |
| 4471               | Gasoline stations .....                                | 289   | 1 142             | 4 707          | 30                             | 5   | 11        | 13        | 1         | —         | —          | —          | —          | —             |
| 44711              | Gasoline stations with convenience stores .....        | 254   | 930               | 3 934          | 24                             | 2   | 9         | 12        | 1         | —         | —          | —          | —          | —             |
| 447110             | Gasoline stations with convenience stores .....        | 254   | 930               | 3 934          | 24                             | 2   | 9         | 12        | 1         | —         | —          | —          | —          | —             |
| 448                | Clothing & clothing accessories stores .....           | 187   | 534               | 2 651          | 21                             | 15  | 2         | 2         | —         | 2         | —          | —          | —          | —             |
| 4481               | Clothing stores .....                                  | 177   | 500               | 2 401          | 17                             | 11  | 2         | 2         | —         | 2         | —          | —          | —          | —             |
| 44814              | Family clothing stores .....                           | (C)   | (D)               | (D)            | 3                              | 1   | —         | —         | —         | 2         | —          | —          | —          | —             |
| 451                | Sporting goods, hobby, book & music stores .....       | 125   | 376               | 1 603          | 11                             | 7   | 2         | —         | 1         | 1         | —          | —          | —          | —             |
| 452                | General merchandise stores .....                       | (F)   | (D)               | (D)            | 7                              | 2   | 1         | 1         | 1         | 1         | —          | —          | 1          | —             |
| 4529               | Other general merchandise stores .....                 | (F)   | (D)               | (D)            | 6                              | 2   | 1         | 1         | 1         | —         | —          | —          | 1          | —             |
| 45291              | Warehouse clubs & superstores .....                    | (F)   | (D)               | (D)            | 1                              | —   | —         | —         | —         | —         | —          | —          | 1          | —             |
| 453                | Miscellaneous store retailers .....                    | 275   | 876               | 3 613          | 33                             | 17  | 8         | 4         | 3         | 1         | —          | —          | —          | —             |
| 4532               | Office supplies, stationery & gift stores .....        | 173   | 646               | 2 627          | 11                             | 3   | 3         | 2         | 2         | 1         | —          | —          | —          | —             |
| 45322              | Gift, novelty & souvenir stores .....                  | 136   | 507               | 2 071          | 8                              | 3   | 1         | 2         | 1         | 1         | —          | —          | —          | —             |
| 453220             | Gift, novelty & souvenir stores .....                  | 136   | 507               | 2 071          | 8                              | 3   | 1         | 2         | 1         | 1         | —          | —          | —          | —             |
| 454                | Nonstore retailers .....                               | 157   | 1 649             | 5 341          | 19                             | 9   | 5         | 1         | 4         | —         | —          | —          | —          | —             |
| <b>48-49</b>       | <b>Transportation &amp; warehousing</b> .....          | <b>6 128</b>                                    | <b>59 207</b>     | <b>135 610</b> | <b>116</b>                     | <b>50</b>   | <b>13</b> | <b>19</b> | <b>14</b> | <b>11</b> | <b>6</b>   | <b>1</b>   | <b>1</b>   | <b>1</b>      |
| 481                | Air transportation .....                               | (H)   | (D)               | (D)            | 17                             | 3   | 1         | 1         | 2         | 4         | 3          | 1          | 1          | 1             |
| 4811               | Scheduled air transportation .....                     | 4 398   | 48 278            | 91 073         | 15                             | 1   | 1         | 1         | 2         | 4         | 3          | 1          | 1          | 1             |
| 48111              | Scheduled air transportation .....                     | 4 398   | 48 278            | 91 073         | 15                             | 1   | 1         | 1         | 2         | 4         | 3          | 1          | 1          | 1             |
| 481111             | Scheduled passenger air transportation .....           | 4 398   | 48 278            | 91 073         | 15                             | 1   | 1         | 1         | 2         | 4         | 3          | 1          | 1          | 1             |
| 484                | Truck transportation .....                             | 306   | 2 332             | 10 828         | 29                             | 19  | 2         | 2         | 5         | 1         | —          | —          | —          | —             |
| 4841               | General freight trucking .....                         | 294   | 2 266             | 10 530         | 21                             | 11  | 2         | 2         | 5         | 1         | —          | —          | —          | —             |
| 48411              | General freight trucking, local .....                  | 122   | 987               | 4 441          | 11                             | 5   | 2         | 1         | 3         | —         | —          | —          | —          | —             |
| 484110             | General freight trucking, local .....                  | 122   | 987               | 4 441          | 11                             | 5   | 2         | 1         | 3         | —         | —          | —          | —          | —             |
| 48412              | General freight trucking, long-distance .....          | 172   | 1 279             | 6 089          | 10                             | 6   | —         | 1         | 2         | 1         | —          | —          | —          | —             |
| 485                | Transit & ground passenger transportation .....        | 340   | 1 184             | 4 527          | 6                              | 1   | 1         | 2         | —         | —         | 2          | —          | —          | —             |
| 4854               | School & employee bus transportation .....             | (E)   | (D)               | (D)            | 3                              | —   | —         | 1         | —         | —         | 2          | —          | —          | —             |
| 48541              | School & employee bus transportation .....             | (E)   | (D)               | (D)            | 3                              | —   | —         | 1         | —         | —         | 2          | —          | —          | —             |
| 488                | Transportation support activities .....                | 638   | 4 357             | 17 903         | 46                             | 20  | 6         | 11        | 5         | 4         | —          | —          | —          | —             |
| 4881               | Air transportation support activities .....            | (E)   | (D)               | (D)            | 8                              | 1   | —         | 3         | —         | 4         | —          | —          | —          | —             |
| 48811              | Airport operations .....                               | 267   | 920               | 3 709          | 6                              | 1   | —         | 1         | —         | 4         | —          | —          | —          | —             |
| 4885               | Freight transportation arrangement .....               | 275   | 2 819             | 11 501         | 27                             | 12  | 6         | 4         | 5         | —         | —          | —          | —          | —             |
| 48851              | Freight transportation arrangement .....               | 275   | 2 819             | 11 501         | 27                             | 12  | 6         | 4         | 5         | —         | —          | —          | —          | —             |
| 488510             | Freight transportation arrangement .....               | 275   | 2 819             | 11 501         | 27                             | 12  | 6         | 4         | 5         | —         | —          | —          | —          | —             |
| 492                | Couriers & messengers .....                            | (E)   | (D)               | (D)            | 11                             | 3   | 3         | 2         | 1         | 1         | 1          | —          | —          | —             |
| 4921               | Couriers .....   | 308   | 2 230             | 8 106          | 8                              | 1   | 3         | 2         | —         | 1         | 1          | —          | —          | —             |
| 49211              | Couriers .....   | 308   | 2 230             | 8 106          | 8                              | 1   | 3         | 2         | —         | 1         | 1          | —          | —          | —             |
| 492110             | Couriers .....   | 308   | 2 230             | 8 106          | 8                              | 1   | 3         | 2         | —         | 1         | 1          | —          | —          | —             |
| <b>51</b>          | <b>Information</b> .....                               | <b>909</b>                                      | <b>6 101</b>      | <b>22 877</b>  | <b>43</b>                      | <b>21</b>   | <b>8</b>  | <b>9</b>  | <b>3</b>  | <b>—</b>  | <b>1</b>   | <b>—</b>   | <b>1</b>   | <b>—</b>      |
| 511                | Publishing industries .....                            | 602   | 3 468             | 12 222         | 14                             | 7   | 2         | 2         | 2         | —         | —          | —          | 1          | —             |
| 5111               | Newspaper, periodical, book, database publishers ..... | 566   | 2 855             | 10 013         | 9                              | 4   | 2         | 1         | 1         | —         | —          | —          | 1          | —             |
| 51119              | Other publishers .....                                 | (F)   | (D)               | (D)            | 1                              | —   | —         | —         | —         | —         | —          | —          | 1          | —             |
| 512                | Motion picture & sound recording industries .....      | (C)   | (D)               | (D)            | 2                              | 1   | —         | —         | —         | —         | 1          | —          | —          | —             |
| 5121               | Motion picture & video industries .....                | (C)   | (D)               | (D)            | 2                              | 1   | —         | —         | —         | —         | 1          | —          | —          | —             |
| 51213              | Motion picture & video exhibition .....                | (C)   | (D)               | (D)            | 1                              | —   | —         | —         | —         | —         | 1          | —          | —          | —             |

See footnotes at end of table.

**Table 6. Counties—Employees, Payroll, and Establishments by Industry: 2003—Con.**

[Excludes most government employees, railroad employees, and self-employed persons. Size class 1 to 4 includes establishments with payroll, but no employees, during mid-March pay period. (D) denotes figures withheld to avoid disclosing data for individual companies; the data are included in broader industry totals. Detailed industries with 100 or more employees are shown if industry was not a (D). For explanation of terms, abbreviations, and data reliability/comparability, see introductory text]

| NAICS code         | Industry   | Number of employees for week including March 12 | Payroll (\$1,000) |                | Total number of establishments | Number of establishments by employment-size class |           |           |          |          |            |            |            |               |  |
|--------------------|--|---|-------------------|----------------|--------------------------------|---|-----------|-----------|----------|----------|------------|------------|------------|---------------|--|
|                    |  |   | First quarter     | Annual         |                                | 1 to 4  | 5 to 9    | 10 to 19  | 20 to 49 | 50 to 99 | 100 to 249 | 250 to 499 | 500 to 999 | 1,000 or more |  |
| <b>PLATTE—Con.</b> |  |   |                   |                |                                |   |           |           |          |          |            |            |            |               |  |
| <b>52</b>          | <b>Finance &amp; insurance</b> .....                           | <b>3 875</b>                                    | <b>28 869</b>     | <b>107 521</b> | <b>147</b>                     | <b>92</b>   | <b>27</b> | <b>16</b> | <b>9</b> | <b>1</b> | —          | <b>1</b>   | —          | <b>1</b>      |  |
| 522                | Credit intermediation & related activities .....               | 3 276   | 23 045            | 85 431         | 68                             | 31  | 19        | 11        | 5        | 1        | —          | —          | —          | 1             |  |
| 5221               | Depository credit intermediation .....                         | (E)   | (D)               | (D)            | 42                             | 10  | 18        | 9         | 4        | 1        | —          | —          | —          | —             |  |
| 52211              | Commercial banking .....                                       | 338   | 2 984             | 11 953         | 33                             | 10  | 13        | 5         | 4        | 1        | —          | —          | —          | —             |  |
| 522110             | Commercial banking .....                                       | 338   | 2 984             | 11 953         | 33                             | 10  | 13        | 5         | 4        | 1        | —          | —          | —          | —             |  |
| 5223               | Activities related to credit intermediation .....              | (H)   | (D)               | (D)            | 12                             | 11  | —         | —         | —        | —        | —          | —          | —          | 1             |  |
| 52232              | Financial clearinghouse & reserve activities ..                | (H)   | (D)               | (D)            | 1                              | —   | —         | —         | —        | —        | —          | —          | —          | 1             |  |
| 523                | Security, commodity contracts & like activity .....            | 358   | 3 176             | 11 179         | 27                             | 20  | 5         | —         | 1        | —        | —          | 1          | —          | —             |  |
| 5239               | Other financial investment activities .....                    | (E)   | (D)               | (D)            | 7                              | 5   | 1         | —         | —        | —        | —          | 1          | —          | —             |  |
| 52399              | All other financial investment activities .....                | (E)   | (D)               | (D)            | 2                              | —   | 1         | —         | —        | —        | —          | 1          | —          | —             |  |
| 524                | Insurance carriers & related activities .....                  | (C)   | (D)               | (D)            | 51                             | 41  | 2         | 5         | 3        | —        | —          | —          | —          | —             |  |
| 5242               | Agencies & other insurance related activities ...              | (C)   | (D)               | (D)            | 40                             | 33  | 2         | 4         | 1        | —        | —          | —          | —          | —             |  |
| 52421              | Insurance agencies & brokerages .....                          | 120   | 758               | 3 805          | 35                             | 30  | 2         | 2         | 1        | —        | —          | —          | —          | —             |  |
| 524210             | Insurance agencies & brokerages .....                          | 120   | 758               | 3 805          | 35                             | 30  | 2         | 2         | 1        | —        | —          | —          | —          | —             |  |
| <b>53</b>          | <b>Real estate &amp; rental &amp; leasing</b> .....            | <b>1 184</b>                                    | <b>7 888</b>      | <b>31 550</b>  | <b>120</b>                     | <b>79</b>   | <b>19</b> | <b>11</b> | <b>5</b> | <b>1</b> | <b>5</b>   | —          | —          | —             |  |
| 531                | Real estate .....  | 299   | 1 744             | 7 915          | 98                             | 75  | 17        | 5         | 1        | —        | —          | —          | —          | —             |  |
| 5311               | Lessors of real estate .....                                   | 207   | 1 099             | 4 890          | 49                             | 31  | 12        | 5         | 1        | —        | —          | —          | —          | —             |  |
| 53111              | Lessors of residential buildings & dwellings ...               | 136   | 682               | 3 129          | 28                             | 15  | 9         | 3         | 1        | —        | —          | —          | —          | —             |  |
| 531110             | Lessors of residential buildings & dwellings ...               | 136   | 682               | 3 129          | 28                             | 15  | 9         | 3         | 1        | —        | —          | —          | —          | —             |  |
| 532                | Rental & leasing services .....                                | 885   | 6 144             | 23 635         | 22                             | 4   | 2         | 6         | 4        | 1        | 5          | —          | —          | —             |  |
| 5321               | Automotive equipment rental & leasing .....                    | (F)   | (D)               | (D)            | 9                              | 2   | —         | 1         | 1        | 1        | 4          | —          | —          | —             |  |
| 53211              | Passenger car rental & leasing .....                           | 573   | 3 041             | 11 688         | 8                              | 1   | —         | 1         | 1        | 1        | 4          | —          | —          | —             |  |
| 532111             | Passenger car rental .....                                     | 573   | 3 041             | 11 688         | 8                              | 1   | —         | 1         | 1        | 1        | 4          | —          | —          | —             |  |
| 5322               | Consumer goods rental .....                                    | (E)   | (D)               | (D)            | 10                             | —   | 2         | 4         | 3        | —        | 1          | —          | —          | —             |  |
| 53229              | Other consumer goods rental .....                              | (C)   | (D)               | (D)            | 7                              | —   | 2         | 2         | 2        | —        | 1          | —          | —          | —             |  |
| <b>54</b>          | <b>Professional, scientific &amp; technical services</b> ..... | <b>1 185</b>                                    | <b>8 852</b>      | <b>44 903</b>  | <b>211</b>                     | <b>157</b>  | <b>30</b> | <b>15</b> | <b>7</b> | —        | <b>2</b>   | —          | —          | —             |  |
| 541                | Professional, scientific & technical services .....            | 1 185   | 8 852             | 44 903         | 211                            | 157   | 30        | 15        | 7        | —        | 2          | —          | —          | —             |  |
| 5411               | Legal services .....   | 105   | 738               | 3 385          | 32                             | 25  | 5         | 2         | —        | —        | —          | —          | —          | —             |  |
| 5412               | Accounting, tax prep, bookkeep, payroll services .....         | 115   | 541               | 2 439          | 23                             | 16  | 4         | 2         | 1        | —        | —          | —          | —          | —             |  |
| 54121              | Accounting, tax prep, bookkeep, payroll services .....         | 115   | 541               | 2 439          | 23                             | 16  | 4         | 2         | 1        | —        | —          | —          | —          | —             |  |
| 5413               | Architectural, engineering & related services ...              | 310   | 3 110             | 16 873         | 24                             | 13  | 5         | 1         | 4        | —        | 1          | —          | —          | —             |  |
| 54133              | Engineering services .....                                     | 195   | 2 356             | 13 215         | 11                             | 6   | 2         | —         | 2        | —        | 1          | —          | —          | —             |  |
| 541330             | Engineering services .....                                     | 195   | 2 356             | 13 215         | 11                             | 6   | 2         | —         | 2        | —        | 1          | —          | —          | —             |  |
| 5416               | Management, sci & tech consulting services .....               | 336   | 2 024             | 9 813          | 47                             | 40  | 2         | 4         | —        | —        | 1          | —          | —          | —             |  |
| 54161              | Management consulting services .....                           | 321   | 1 937             | 9 093          | 37                             | 30  | 2         | 4         | —        | —        | 1          | —          | —          | —             |  |
| 541613             | Marketing consulting services .....                            | 242   | 1 186             | 5 449          | 5                              | 3   | —         | 1         | —        | —        | 1          | —          | —          | —             |  |
| 5419               | Oth professional, scientific, technical services ...           | 154   | 762               | 3 844          | 23                             | 14  | 2         | 5         | 2        | —        | —          | —          | —          | —             |  |
| 54194              | Veterinary services .....                                      | 137   | 639               | 3 052          | 12                             | 3   | 2         | 5         | 2        | —        | —          | —          | —          | —             |  |
| 541940             | Veterinary services .....                                      | 137   | 639               | 3 052          | 12                             | 3   | 2         | 5         | 2        | —        | —          | —          | —          | —             |  |
| <b>55</b>          | <b>Management of companies &amp; enterprises</b> .....         | <b>2 222</b>                                    | <b>38 573</b>     | <b>140 901</b> | <b>23</b>                      | <b>8</b>  | <b>2</b>  | <b>3</b>  | <b>3</b> | <b>2</b> | <b>3</b>   | —          | <b>2</b>   | —             |  |
| 551                | Management of companies & enterprises .....                    | 2 222   | 38 573            | 140 901        | 23                             | 8   | 2         | 3         | 3        | 2        | 3          | —          | 2          | —             |  |
| 5511               | Management of companies & enterprises .....                    | 2 222   | 38 573            | 140 901        | 23                             | 8   | 2         | 3         | 3        | 2        | 3          | —          | 2          | —             |  |
| 55111              | Management of companies & enterprises .....                    | 2 222   | 38 573            | 140 901        | 23                             | 8   | 2         | 3         | 3        | 2        | 3          | —          | 2          | —             |  |
| 551114             | Corp, subsidiary & regional managing offices .....             | 2 216   | 38 528            | 140 686        | 20                             | 5   | 2         | 3         | 3        | 2        | 3          | —          | 2          | —             |  |
| <b>56</b>          | <b>Admin, support, waste mgt, remediation services</b> .....   | <b>2 603</b>                                    | <b>25 950</b>     | <b>103 241</b> | <b>113</b>                     | <b>68</b>   | <b>20</b> | <b>11</b> | <b>6</b> | <b>5</b> | —          | <b>1</b>   | <b>2</b>   | —             |  |
| 561                | Administrative & support services .....                        | 2 590   | 25 889            | 102 965        | 108                            | 63  | 20        | 11        | 6        | 5        | —          | 1          | 2          | —             |  |
| 5613               | Employment services .....                                      | 257   | 1 722             | 6 690          | 8                              | 2   | 1         | 1         | 2        | 2        | —          | —          | —          | —             |  |
| 56132              | Temporary help services .....                                  | (C)   | (D)               | (D)            | 4                              | —   | —         | 1         | 1        | 2        | —          | —          | —          | —             |  |
| 5615               | Travel arrangement & reservation services .....                | 982   | 15 194            | 59 420         | 16                             | 8   | 3         | 1         | 2        | —        | —          | 1          | 1          | —             |  |
| 56151              | Travel agencies .....  | (E)   | (D)               | (D)            | 14                             | 8   | 3         | 1         | 1        | —        | —          | 1          | —          | —             |  |
| 56159              | Oth travel arrangement & reservation services .....            | (F)   | (D)               | (D)            | 2                              | —   | —         | —         | 1        | —        | —          | —          | 1          | —             |  |
| 5616               | Investigation & security services .....                        | 915   | 6 673             | 26 219         | 8                              | 5   | —         | —         | —        | 2        | —          | —          | 1          | —             |  |
| 56161              | Investigation, guard & armored car services ..                 | (F)   | (D)               | (D)            | 5                              | 3   | —         | —         | —        | 1        | —          | —          | 1          | —             |  |
| 5617               | Services to buildings & dwellings .....                        | 265   | 1 186             | 5 949          | 56                             | 38  | 9         | 8         | 1        | —        | —          | —          | —          | —             |  |
| 56173              | Landscaping services .....                                     | 125   | 520               | 3 174          | 33                             | 26  | 3         | 3         | 1        | —        | —          | —          | —          | —             |  |
| 561730             | Landscaping services .....                                     | 125   | 520               | 3 174          | 33                             | 26  | 3         | 3         | 1        | —        | —          | —          | —          | —             |  |
| 5619               | Other support services .....                                   | 120   | 565               | 2 495          | 8                              | 3   | 3         | —         | 1        | 1        | —          | —          | —          | —             |  |
| <b>61</b>          | <b>Educational services</b> .....                              | <b>1 815</b>                                    | <b>6 357</b>      | <b>28 425</b>  | <b>23</b>                      | <b>15</b>   | <b>1</b>  | <b>4</b>  | <b>1</b> | —        | <b>1</b>   | —          | —          | <b>1</b>      |  |
| 611                | Educational services .....                                     | 1 815   | 6 357             | 28 425         | 23                             | 15  | 1         | 4         | 1        | —        | 1          | —          | —          | 1             |  |
| 6111               | Elementary & secondary schools .....                           | (C)   | (D)               | (D)            | 4                              | 2   | 1         | —         | —        | —        | 1          | —          | —          | —             |  |
| 61111              | Elementary & secondary schools .....                           | (C)   | (D)               | (D)            | 4                              | 2   | 1         | —         | —        | —        | 1          | —          | —          | —             |  |
| 6113               | Colleges, universities & professional schools ...              | (G)   | (D)               | (D)            | 1                              | —   | —         | —         | —        | —        | —          | —          | —          | 1             |  |
| 61131              | Colleges, universities & professional schools ...              | (G)   | (D)               | (D)            | 1                              | —   | —         | —         | —        | —        | —          | —          | —          | 1             |  |

See footnotes at end of table.

**Table 6. Counties—Employees, Payroll, and Establishments by Industry: 2003—Con.**

[Excludes most government employees, railroad employees, and self-employed persons. Size class 1 to 4 includes establishments with payroll, but no employees, during mid-March pay period. (D) denotes figures withheld to avoid disclosing data for individual companies; the data are included in broader industry totals. Detailed industries with 100 or more employees are shown if industry was not a (D). For explanation of terms, abbreviations, and data reliability/comparability, see introductory text]

| NAICS code         | Industry   | Number of employees for week including March 12 | Payroll (\$1,000) |               | Total number of establishments | Number of establishments by employment-size class |           |           |           |           |            |            |            |               |
|--------------------|--|---|-------------------|---------------|--------------------------------|---|-----------|-----------|-----------|-----------|------------|------------|------------|---------------|
|                    |  |   | First quarter     | Annual        |                                | 1 to 4  | 5 to 9    | 10 to 19  | 20 to 49  | 50 to 99  | 100 to 249 | 250 to 499 | 500 to 999 | 1,000 or more |
| <b>PLATTE—Con.</b> |  |   |                   |               |                                |   |           |           |           |           |            |            |            |               |
| <b>62</b>          | <b>Health care and social assistance . . . . .</b>                 | <b>2 067</b>                                    | <b>14 188</b>     | <b>62 887</b> | <b>141</b>                     | <b>74</b>   | <b>20</b> | <b>26</b> | <b>15</b> | <b>4</b>  | <b>1</b>   | —          | <b>1</b>   | —             |
| 621                | Ambulatory health care services . . . . .                          | 864   | 6 943             | 33 052        | 107                            | 59  | 19        | 17        | 10        | 2         | —          | —          | —          | —             |
| 6211               | Offices of physicians . . . . .                                    | 209   | 2 797             | 12 998        | 23                             | 12  | 1         | 7         | 3         | —         | —          | —          | —          | —             |
| 62111              | Offices of physicians . . . . .                                    | 209   | 2 797             | 12 998        | 23                             | 12  | 1         | 7         | 3         | —         | —          | —          | —          | —             |
| 621111             | Offices of physicians (exc mental health) . . . . .                | 202   | 2 735             | 12 584        | 19                             | 8   | 1         | 7         | 3         | —         | —          | —          | —          | —             |
| 6212               | Offices of dentists . . . . .                                      | 197   | 1 621             | 7 484         | 38                             | 19  | 12        | 6         | 1         | —         | —          | —          | —          | —             |
| 62121              | Offices of dentists . . . . .                                      | 197   | 1 621             | 7 484         | 38                             | 19  | 12        | 6         | 1         | —         | —          | —          | —          | —             |
| 621210             | Offices of dentists . . . . .                                      | 197   | 1 621             | 7 484         | 38                             | 19  | 12        | 6         | 1         | —         | —          | —          | —          | —             |
| 6213               | Offices of other health practitioners . . . . .                    | 176   | 680               | 2 795         | 30                             | 23  | 4         | 1         | 1         | 1         | —          | —          | —          | —             |
| 6216               | Home health care services . . . . .                                | 182   | 831               | 4 989         | 8                              | 2   | 1         | 1         | 3         | 1         | —          | —          | —          | —             |
| 62161              | Home health care services . . . . .                                | 182   | 831               | 4 989         | 8                              | 2   | 1         | 1         | 3         | 1         | —          | —          | —          | —             |
| 621610             | Home health care services . . . . .                                | 182   | 831               | 4 989         | 8                              | 2   | 1         | 1         | 3         | 1         | —          | —          | —          | —             |
| 622                | Hospitals . . . . .  | (F)   | (D)               | (D)           | 1                              | —   | —         | —         | —         | —         | —          | —          | 1          | —             |
| 6221               | General medical & surgical hospitals . . . . .                     | (F)   | (D)               | (D)           | 1                              | —   | —         | —         | —         | —         | —          | —          | 1          | —             |
| 62211              | General medical & surgical hospitals . . . . .                     | (F)   | (D)               | (D)           | 1                              | —   | —         | —         | —         | —         | —          | —          | 1          | —             |
| 623                | Nursing & residential care facilities . . . . .                    | 358   | 1 725             | 7 697         | 10                             | 3   | —         | 3         | 1         | 2         | 1          | —          | —          | —             |
| 6231               | Nursing care facilities . . . . .                                  | (C)   | (D)               | (D)           | 3                              | 1   | —         | —         | —         | 1         | 1          | —          | —          | —             |
| 62311              | Nursing care facilities . . . . .                                  | (C)   | (D)               | (D)           | 3                              | 1   | —         | —         | —         | 1         | 1          | —          | —          | —             |
| 6233               | Community care facilities for the elderly . . . . .                | 107   | 387               | 1 702         | 5                              | 1   | —         | 2         | 1         | 1         | —          | —          | —          | —             |
| 62331              | Community care facilities for the elderly . . . . .                | 107   | 387               | 1 702         | 5                              | 1   | —         | 2         | 1         | 1         | —          | —          | —          | —             |
| 624                | Social assistance . . . . .  | (C)   | (D)               | (D)           | 23                             | 12  | 1         | 6         | 4         | —         | —          | —          | —          | —             |
| 6244               | Child day care services . . . . .                                  | 166   | 443               | 1 919         | 10                             | 3   | —         | 3         | 4         | —         | —          | —          | —          | —             |
| 62441              | Child day care services . . . . .                                  | 166   | 443               | 1 919         | 10                             | 3   | —         | 3         | 4         | —         | —          | —          | —          | —             |
| 624410             | Child day care services . . . . .                                  | 166   | 443               | 1 919         | 10                             | 3   | —         | 3         | 4         | —         | —          | —          | —          | —             |
| <b>71</b>          | <b>Arts, entertainment &amp; recreation . . . . .</b>              | <b>1 532</b>                                    | <b>8 550</b>      | <b>32 523</b> | <b>28</b>                      | <b>17</b>   | <b>1</b>  | <b>5</b>  | —         | <b>2</b>  | <b>1</b>   | <b>1</b>   | <b>1</b>   | —             |
| 713                | Amusement, gambling & recreation industries . . . . .              | 1 515   | 8 492             | 32 287        | 17                             | 7   | —         | 5         | —         | 2         | 1          | 1          | 1          | —             |
| 7132               | Gambling industries . . . . .                                      | (F)   | (D)               | (D)           | 1                              | —   | —         | —         | —         | —         | —          | —          | 1          | —             |
| 71321              | Casinos (except hotel casinos) . . . . .                           | (F)   | (D)               | (D)           | 1                              | —   | —         | —         | —         | —         | —          | —          | 1          | —             |
| 7139               | Other amusement & recreation industries . . . . .                  | (F)   | (D)               | (D)           | 15                             | 7   | —         | 4         | —         | 2         | 1          | 1          | —          | —             |
| 71391              | Golf courses & country clubs . . . . .                             | (E)   | (D)               | (D)           | 2                              | —   | —         | —         | —         | 1         | 1          | —          | —          | —             |
| 71392              | Skiing facilities . . . . .  | (E)   | (D)               | (D)           | 1                              | —   | —         | —         | —         | —         | —          | 1          | —          | —             |
| 71394              | Fitness & recreational sports centers . . . . .                    | (C)   | (D)               | (D)           | 11                             | 6   | —         | 4         | —         | 1         | —          | —          | —          | —             |
| <b>72</b>          | <b>Accommodation &amp; food services . . . . .</b>                 | <b>4 494</b>                                    | <b>14 852</b>     | <b>62 887</b> | <b>186</b>                     | <b>52</b>   | <b>28</b> | <b>37</b> | <b>41</b> | <b>21</b> | <b>7</b>   | —          | —          | —             |
| 721                | Accommodation . . . . .  | 1 023   | 4 342             | 18 365        | 29                             | 4   | 5         | 6         | 11        | —         | 3          | —          | —          | —             |
| 7211               | Traveler accommodation . . . . .                                   | 979   | 4 179             | 17 589        | 26                             | 3   | 5         | 5         | 10        | —         | 3          | —          | —          | —             |
| 72111              | Hotels (exc casino hotels) & motels . . . . .                      | 979   | 4 179             | 17 589        | 26                             | 3   | 5         | 5         | 10        | —         | 3          | —          | —          | —             |
| 721110             | Hotels (exc casino hotels) & motels . . . . .                      | 979   | 4 179             | 17 589        | 26                             | 3   | 5         | 5         | 10        | —         | 3          | —          | —          | —             |
| 722                | Food services & drinking places . . . . .                          | 3 471   | 10 510            | 44 522        | 157                            | 48  | 23        | 31        | 30        | 21        | 4          | —          | —          | —             |
| 7221               | Full-service restaurants . . . . .                                 | 2 009   | 5 419             | 23 301        | 67                             | 18  | 10        | 10        | 11        | 15        | 3          | —          | —          | —             |
| 72211              | Full-service restaurants . . . . .                                 | 2 009   | 5 419             | 23 301        | 67                             | 18  | 10        | 10        | 11        | 15        | 3          | —          | —          | —             |
| 722110             | Full-service restaurants . . . . .                                 | 2 009   | 5 419             | 23 301        | 67                             | 18  | 10        | 10        | 11        | 15        | 3          | —          | —          | —             |
| 7222               | Limited-service eating places . . . . .                            | 1 161   | 3 617             | 15 963        | 62                             | 17  | 8         | 15        | 17        | 4         | 1          | —          | —          | —             |
| 72221              | Limited-service eating places . . . . .                            | 1 161   | 3 617             | 15 963        | 62                             | 17  | 8         | 15        | 17        | 4         | 1          | —          | —          | —             |
| 722211             | Limited-service restaurants . . . . .                              | 1 089   | 3 419             | 14 954        | 51                             | 12  | 6         | 11        | 17        | 4         | 1          | —          | —          | —             |
| 7223               | Special food services . . . . .                                    | 201   | 1 218             | 4 262         | 17                             | 6   | 4         | 4         | 2         | 1         | —          | —          | —          | —             |
| 72231              | Food service contractors . . . . .                                 | 167   | 1 190             | 3 911         | 10                             | 3   | 1         | 3         | 2         | 1         | —          | —          | —          | —             |
| 722310             | Food service contractors . . . . .                                 | 167   | 1 190             | 3 911         | 10                             | 3   | 1         | 3         | 2         | 1         | —          | —          | —          | —             |
| 7224               | Drinking places (alcoholic beverages) . . . . .                    | 100   | 256               | 996           | 11                             | 7   | 1         | 2         | —         | 1         | —          | —          | —          | —             |
| 72241              | Drinking places (alcoholic beverages) . . . . .                    | 100   | 256               | 996           | 11                             | 7   | 1         | 2         | —         | 1         | —          | —          | —          | —             |
| 722410             | Drinking places (alcoholic beverages) . . . . .                    | 100   | 256               | 996           | 11                             | 7   | 1         | 2         | —         | 1         | —          | —          | —          | —             |
| <b>81</b>          | <b>Other services (except public administration) . . . . .</b>     | <b>1 156</b>                                    | <b>6 526</b>      | <b>28 089</b> | <b>175</b>                     | <b>104</b>  | <b>42</b> | <b>18</b> | <b>7</b>  | <b>4</b>  | —          | —          | —          | —             |
| 811                | Repair & maintenance . . . . .                                     | 286   | 2 393             | 10 109        | 48                             | 27  | 15        | 3         | 2         | 1         | —          | —          | —          | —             |
| 8111               | Automotive repair & maintenance . . . . .                          | 181   | 1 463             | 6 209         | 31                             | 14  | 12        | 3         | 2         | —         | —          | —          | —          | —             |
| 81111              | Automotive mechanical & electrical R&M . . . . .                   | (C)   | (D)               | (D)           | 20                             | 9   | 9         | 1         | 1         | —         | —          | —          | —          | —             |
| 812                | Personal & laundry services . . . . .                              | 328   | 1 194             | 5 352         | 50                             | 30  | 12        | 5         | 2         | 1         | —          | —          | —          | —             |
| 8121               | Personal care services . . . . .                                   | (C)   | (D)               | (D)           | 24                             | 13  | 4         | 5         | 1         | 1         | —          | —          | —          | —             |
| 81211              | Hair, nail & skin care services . . . . .                          | 200   | 615               | 2 785         | 22                             | 13  | 2         | 5         | 1         | 1         | —          | —          | —          | —             |
| 812112             | Beauty salons . . . . .  | 200   | 615               | 2 785         | 22                             | 13  | 2         | 5         | 1         | 1         | —          | —          | —          | —             |
| 813                | Religious, grantmaking, civic, prof & like organizations . . . . . | 542   | 2 939             | 12 628        | 77                             | 47  | 15        | 10        | 3         | 2         | —          | —          | —          | —             |
| 8131               | Religious organizations . . . . .                                  | 302   | 1 215             | 4 964         | 45                             | 28  | 10        | 5         | —         | 2         | —          | —          | —          | —             |
| 81311              | Religious organizations . . . . .                                  | 302   | 1 215             | 4 964         | 45                             | 28  | 10        | 5         | —         | 2         | —          | —          | —          | —             |
| 813110             | Religious organizations . . . . .                                  | 302   | 1 215             | 4 964         | 45                             | 28  | 10        | 5         | —         | 2         | —          | —          | —          | —             |
| 8139               | Business, labor, political, like organizations . . . . .           | 203   | 1 466             | 6 566         | 25                             | 15  | 4         | 3         | 3         | —         | —          | —          | —          | —             |
| <b>99</b>          | <b>Unclassified establishments . . . . .</b>                       | <b>(A)</b>                                      | <b>(D)</b>        | <b>(D)</b>    | <b>14</b>                      | <b>13</b>   | —         | <b>1</b>  | —         | —         | —          | —          | —          | —             |

See footnotes at end of table.

**Table 6. Counties—Employees, Payroll, and Establishments by Industry: 2003—Con.**

[Excludes most government employees, railroad employees, and self-employed persons. Size class 1 to 4 includes establishments with payroll, but no employees, during mid-March pay period. (D) denotes figures withheld to avoid disclosing data for individual companies; the data are included in broader industry totals. Detailed industries with 100 or more employees are shown if industry was not a (D). For explanation of terms, abbreviations, and data reliability/comparability, see introductory text]

| NAICS code | Industry   | Number of employees for week including March 12 | Payroll (\$1,000) |                | Total number of establishments | Number of establishments by employment-size class |            |           |           |           |            |            |            |               |          |          |
|------------|--|---|-------------------|----------------|--------------------------------|---|------------|-----------|-----------|-----------|------------|------------|------------|---------------|----------|----------|
|            |  |   | First quarter     | Annual         |                                | 1 to 4  | 5 to 9     | 10 to 19  | 20 to 49  | 50 to 99  | 100 to 249 | 250 to 499 | 500 to 999 | 1,000 or more |          |          |
|            | <b>POLK</b>  |   |                   |                |                                |   |            |           |           |           |            |            |            |               |          |          |
|            | <b>Total</b> .....   | <b>7 501</b>                                    | <b>34 896</b>     | <b>146 084</b> | <b>641</b>                     | <b>377</b>  | <b>126</b> | <b>73</b> | <b>45</b> | <b>11</b> | <b>4</b>   | <b>2</b>   | <b>3</b>   |               |          |          |
| 11         | <b>Forestry, fishing, hunting, and agriculture support</b> .....         | (A)   | (D)               | (D)            | 2                              | 2   | —          | —         | —         | —         | —          | —          | —          | —             | —        | —        |
| 21         | <b>Mining</b> .....  | 12  | 65                | 333            | 3                              | 2   | 1          | —         | —         | —         | —          | —          | —          | —             | —        | —        |
| 22         | <b>Utilities</b> .....   | (B)   | (D)               | (D)            | 3                              | —   | 1          | 1         | 1         | —         | —          | —          | —          | —             | —        | —        |
| 23         | <b>Construction</b> .....  | 318   | 1 336             | 7 060          | 74                             | 52  | 15         | 5         | 2         | —         | —          | —          | —          | —             | —        | —        |
| 238        | Specialty Trade Contractors .....  | 273   | 1 087             | 5 890          | 59                             | 40  | 13         | 4         | 2         | —         | —          | —          | —          | —             | —        | —        |
| 2381       | Foundation, Structure, and Building Exterior Contractors .....           | 123   | 482               | 3 076          | 20                             | 10  | 8          | 1         | 1         | —         | —          | —          | —          | —             | —        | —        |
| 31-33      | <b>Manufacturing</b> .....   | <b>763</b>                                      | <b>3 671</b>      | <b>15 330</b>  | <b>34</b>                      | <b>16</b>   | <b>6</b>   | <b>7</b>  | <b>3</b>  | <b>—</b>  | <b>1</b>   | <b>1</b>   | <b>—</b>   | <b>—</b>      | <b>—</b> | <b>—</b> |
| 336        | Transportation equipment mfg .....                                       | (C)   | (D)               | (D)            | 1                              | —   | —          | —         | —         | —         | 1          | —          | —          | —             | —        | —        |
| 3366       | Ship & boat building .....   | (C)   | (D)               | (D)            | 1                              | —   | —          | —         | —         | —         | 1          | —          | —          | —             | —        | —        |
| 33661      | Ship & boat building .....   | (C)   | (D)               | (D)            | 1                              | —   | —          | —         | —         | —         | 1          | —          | —          | —             | —        | —        |
| 339        | Miscellaneous mfg .....  | (E)   | (D)               | (D)            | 2                              | —   | —          | 1         | —         | —         | —          | —          | 1          | —             | —        | —        |
| 3399       | Other miscellaneous mfg .....  | (E)   | (D)               | (D)            | 2                              | —   | —          | 1         | —         | —         | —          | —          | 1          | —             | —        | —        |
| 33999      | All other misc mfg .....   | (E)   | (D)               | (D)            | 1                              | —   | —          | —         | —         | —         | —          | —          | 1          | —             | —        | —        |
| 42         | <b>Wholesale trade</b> .....   | <b>758</b>                                      | <b>1 973</b>      | <b>7 770</b>   | <b>27</b>                      | <b>13</b>   | <b>5</b>   | <b>6</b>  | <b>2</b>  | <b>—</b>  | <b>—</b>   | <b>—</b>   | <b>—</b>   | <b>—</b>      | <b>1</b> | <b>—</b> |
| 424        | Merchant Wholesalers, Nondurable Goods .....                             | 674   | 1 606             | 6 306          | 13                             | 5   | 2          | 4         | 1         | —         | —          | —          | —          | —             | 1        | —        |
| 4249       | Miscellaneous Nondurable Goods Merchant Wholesalers .....                | 593   | 1 230             | 4 757          | 7                              | 3   | 2          | 1         | —         | —         | —          | —          | —          | —             | 1        | —        |
| 42493      | Flower, Nursery Stock, and Florists' Supplies Merchant Wholesalers ..... | (D)   | (D)               | (D)            | 2                              | —   | —          | 1         | —         | —         | —          | —          | —          | —             | 1        | —        |
| 44-45      | <b>Retail trade</b> .....  | <b>1 160</b>                                    | <b>5 353</b>      | <b>22 374</b>  | <b>109</b>                     | <b>60</b>   | <b>22</b>  | <b>18</b> | <b>6</b>  | <b>2</b>  | <b>—</b>   | <b>1</b>   | <b>—</b>   | <b>—</b>      | <b>—</b> | <b>—</b> |
| 441        | Motor vehicle & parts dealers .....                                      | 153   | 949               | 4 804          | 16                             | 9   | 2          | 2         | 2         | 1         | —          | —          | —          | —             | —        | —        |
| 444        | Bldg material & garden equip & supp dealers .....                        | 134   | 671               | 2 896          | 15                             | 6   | 2          | 6         | 1         | —         | —          | —          | —          | —             | —        | —        |
| 445        | Food & beverage stores .....   | 128   | 477               | 1 908          | 7                              | 3   | 1          | 2         | —         | 1         | —          | —          | —          | —             | —        | —        |
| 4451       | Grocery stores .....   | (C)   | (D)               | (D)            | 6                              | 2   | 1          | 2         | —         | 1         | —          | —          | —          | —             | —        | —        |
| 44511      | Grocery (except convenience) stores .....                                | 117   | 430               | 1 725          | 4                              | 1   | —          | 2         | —         | 1         | —          | —          | —          | —             | —        | —        |
| 445110     | Grocery (except convenience) stores .....                                | 117   | 430               | 1 725          | 4                              | 1   | —          | 2         | —         | 1         | —          | —          | —          | —             | —        | —        |
| 452        | General merchandise stores .....   | 432   | 1 889             | 7 453          | 7                              | —   | 2          | 3         | 1         | —         | —          | —          | 1          | —             | —        | —        |
| 4529       | Other general merchandise stores .....                                   | 432   | 1 889             | 7 453          | 7                              | —   | 2          | 3         | 1         | —         | —          | —          | 1          | —             | —        | —        |
| 45291      | Warehouse clubs & superstores .....                                      | (E)   | (D)               | (D)            | 1                              | —   | —          | —         | —         | —         | —          | —          | 1          | —             | —        | —        |
| 48-49      | <b>Transportation &amp; warehousing</b> .....                            | <b>94</b>                                       | <b>359</b>        | <b>1 654</b>   | <b>25</b>                      | <b>20</b>   | <b>2</b>   | <b>2</b>  | <b>1</b>  | <b>—</b>  | <b>—</b>   | <b>—</b>   | <b>—</b>   | <b>—</b>      | <b>—</b> | <b>—</b> |
| 51         | <b>Information</b> .....   | <b>103</b>                                      | <b>895</b>        | <b>3 851</b>   | <b>9</b>                       | <b>4</b>  | <b>1</b>   | <b>1</b>  | <b>3</b>  | <b>—</b>  | <b>—</b>   | <b>—</b>   | <b>—</b>   | <b>—</b>      | <b>—</b> | <b>—</b> |
| 52         | <b>Finance &amp; insurance</b> .....                                     | <b>208</b>                                      | <b>1 258</b>      | <b>5 352</b>   | <b>45</b>                      | <b>29</b>   | <b>12</b>  | <b>2</b>  | <b>2</b>  | <b>—</b>  | <b>—</b>   | <b>—</b>   | <b>—</b>   | <b>—</b>      | <b>—</b> | <b>—</b> |
| 522        | Credit intermediation & related activities .....                         | 157   | 1 009             | 4 167          | 22                             | 9   | 9          | 2         | 2         | —         | —          | —          | —          | —             | —        | —        |
| 5221       | Depository credit intermediation .....                                   | 141   | 958               | 3 970          | 14                             | 2   | 8          | 2         | 2         | —         | —          | —          | —          | —             | —        | —        |
| 52211      | Commercial banking .....   | 141   | 958               | 3 970          | 14                             | 2   | 8          | 2         | 2         | —         | —          | —          | —          | —             | —        | —        |
| 522110     | Commercial banking .....   | 141   | 958               | 3 970          | 14                             | 2   | 8          | 2         | 2         | —         | —          | —          | —          | —             | —        | —        |
| 53         | <b>Real estate &amp; rental &amp; leasing</b> .....                      | <b>67</b>                                       | <b>216</b>        | <b>976</b>     | <b>19</b>                      | <b>15</b>   | <b>2</b>   | <b>1</b>  | <b>1</b>  | <b>—</b>  | <b>—</b>   | <b>—</b>   | <b>—</b>   | <b>—</b>      | <b>—</b> | <b>—</b> |
| 54         | <b>Professional, scientific &amp; technical services</b> .....           | <b>268</b>                                      | <b>1 620</b>      | <b>7 137</b>   | <b>51</b>                      | <b>37</b>   | <b>9</b>   | <b>2</b>  | <b>2</b>  | <b>1</b>  | <b>—</b>   | <b>—</b>   | <b>—</b>   | <b>—</b>      | <b>—</b> | <b>—</b> |
| 541        | Professional, scientific & technical services .....                      | 268   | 1 620             | 7 137          | 51                             | 37  | 9          | 2         | 2         | 1         | —          | —          | —          | —             | —        | —        |
| 55         | <b>Management of companies &amp; enterprises</b> .....                   | <b>(B)</b>                                      | <b>(D)</b>        | <b>(D)</b>     | <b>2</b>                       | <b>—</b>  | <b>—</b>   | <b>—</b>  | <b>2</b>  | <b>—</b>  | <b>—</b>   | <b>—</b>   | <b>—</b>   | <b>—</b>      | <b>—</b> | <b>—</b> |
| 56         | <b>Admin, support, waste mgt, remediation services</b> .....             | <b>248</b>                                      | <b>680</b>        | <b>2 598</b>   | <b>15</b>                      | <b>9</b>  | <b>2</b>   | <b>2</b>  | <b>—</b>  | <b>1</b>  | <b>1</b>   | <b>—</b>   | <b>—</b>   | <b>—</b>      | <b>—</b> | <b>—</b> |
| 561        | Administrative & support services .....                                  | (C)   | (D)               | (D)            | 14                             | 9   | 2          | 1         | —         | 1         | 1          | —          | —          | —             | —        | —        |
| 5614       | Business support services .....  | 200   | 483               | 1 633          | 5                              | 2   | 1          | —         | —         | 1         | 1          | —          | —          | —             | —        | —        |
| 56142      | Telephone call centers .....   | (C)   | (D)               | (D)            | 2                              | —   | —          | —         | —         | 1         | 1          | —          | —          | —             | —        | —        |
| 61         | <b>Educational services</b> .....  | <b>(F)</b>                                      | <b>(D)</b>        | <b>(D)</b>     | <b>6</b>                       | <b>3</b>  | <b>1</b>   | <b>1</b>  | <b>—</b>  | <b>—</b>  | <b>—</b>   | <b>—</b>   | <b>—</b>   | <b>—</b>      | <b>1</b> | <b>—</b> |
| 611        | Educational services .....   | (F)   | (D)               | (D)            | 6                              | 3   | 1          | 1         | —         | —         | —          | —          | —          | —             | 1        | —        |
| 6113       | Colleges, universities & professional schools ...                        | (F)   | (D)               | (D)            | 1                              | —   | —          | —         | —         | —         | —          | —          | —          | —             | 1        | —        |
| 61131      | Colleges, universities & professional schools ...                        | (F)   | (D)               | (D)            | 1                              | —   | —          | —         | —         | —         | —          | —          | —          | —             | 1        | —        |
| 62         | <b>Health care and social assistance</b> .....                           | <b>1 833</b>                                    | <b>10 973</b>     | <b>44 204</b>  | <b>79</b>                      | <b>24</b>   | <b>26</b>  | <b>12</b> | <b>9</b>  | <b>6</b>  | <b>1</b>   | <b>—</b>   | <b>—</b>   | <b>—</b>      | <b>1</b> | <b>—</b> |
| 621        | Ambulatory health care services .....                                    | (E)   | (D)               | (D)            | 33                             | 17  | 7          | 4         | 5         | —         | —          | —          | —          | —             | —        | —        |
| 6211       | Offices of physicians .....  | 168   | 1 751             | 5 986          | 15                             | 5   | 4          | 3         | 3         | —         | —          | —          | —          | —             | —        | —        |
| 62111      | Offices of physicians .....  | 168   | 1 751             | 5 986          | 15                             | 5   | 4          | 3         | 3         | —         | —          | —          | —          | —             | —        | —        |
| 621111     | Offices of physicians (exc mental health) ...                            | 168   | 1 751             | 5 986          | 15                             | 5   | 4          | 3         | 3         | —         | —          | —          | —          | —             | —        | —        |
| 622        | Hospitals .....  | (F)   | (D)               | (D)            | 1                              | —   | —          | —         | —         | —         | —          | —          | —          | —             | 1        | —        |
| 6221       | General medical & surgical hospitals .....                               | (F)   | (D)               | (D)            | 1                              | —   | —          | —         | —         | —         | —          | —          | —          | —             | 1        | —        |
| 62211      | General medical & surgical hospitals .....                               | (F)   | (D)               | (D)            | 1                              | —   | —          | —         | —         | —         | —          | —          | —          | —             | 1        | —        |
| 623        | Nursing & residential care facilities .....                              | 775   | 3 126             | 13 238         | 33                             | 2   | 16         | 6         | 3         | 5         | 1          | —          | —          | —             | —        | —        |
| 6231       | Nursing care facilities .....  | 332   | 1 457             | 6 737          | 4                              | —   | —          | —         | —         | 3         | 1          | —          | —          | —             | —        | —        |
| 62311      | Nursing care facilities .....  | 332   | 1 457             | 6 737          | 4                              | —   | —          | —         | —         | 3         | 1          | —          | —          | —             | —        | —        |
| 623110     | Nursing care facilities .....  | 332   | 1 457             | 6 737          | 4                              | —   | —          | —         | —         | 3         | 1          | —          | —          | —             | —        | —        |
| 6232       | Residential mental retardation, health facil .....                       | (E)   | (D)               | (D)            | 25                             | 1   | 15         | 6         | 2         | 1         | —          | —          | —          | —             | —        | —        |
| 62321      | Residential mental retardation facilities .....                          | 308   | 1 028             | 3 962          | 23                             | 1   | 14         | 5         | 2         | 1         | —          | —          | —          | —             | —        | —        |
| 623210     | Residential mental retardation facilities .....                          | 308   | 1 028             | 3 962          | 23                             | 1   | 14         | 5         | 2         | 1         | —          | —          | —          | —             | —        | —        |
| 624        | Social assistance .....  | 133   | 371               | 1 509          | 12                             | 5   | 3          | 2         | 1         | 1         | —          | —          | —          | —             | —        | —        |
| 71         | <b>Arts, entertainment &amp; recreation</b> .....                        | <b>50</b>                                       | <b>186</b>        | <b>845</b>     | <b>9</b>                       | <b>7</b>  | <b>—</b>   | <b>1</b>  | <b>1</b>  | <b>—</b>  | <b>—</b>   | <b>—</b>   | <b>—</b>   | <b>—</b>      | <b>—</b> | <b>—</b> |

See footnotes at end of table.

**Table 6. Counties—Employees, Payroll, and Establishments by Industry: 2003—Con.**

[Excludes most government employees, railroad employees, and self-employed persons. Size class 1 to 4 includes establishments with payroll, but no employees, during mid-March pay period. (D) denotes figures withheld to avoid disclosing data for individual companies; the data are included in broader industry totals. Detailed industries with 100 or more employees are shown if industry was not a (D). For explanation of terms, abbreviations, and data reliability/comparability, see introductory text]

| NAICS code       | Industry   | Number of employees for week including March 12 | Payroll (\$1,000) |                | Total number of establishments | Number of establishments by employment-size class |            |           |           |           |            |            |            |               |
|------------------|--|---|-------------------|----------------|--------------------------------|---|------------|-----------|-----------|-----------|------------|------------|------------|---------------|
|                  |  |   | First quarter     | Annual         |                                | 1 to 4  | 5 to 9     | 10 to 19  | 20 to 49  | 50 to 99  | 100 to 249 | 250 to 499 | 500 to 999 | 1,000 or more |
| <b>POLK—Con.</b> |  |   |                   |                |                                |   |            |           |           |           |            |            |            |               |
| <b>72</b>        | <b>Accommodation &amp; food services</b>                   | <b>645</b>                                      | <b>1 123</b>      | <b>5 308</b>   | <b>51</b>                      | <b>23</b>   | <b>7</b>   | <b>10</b> | <b>10</b> |           | <b>1</b>   |            |            |               |
| 721              | Accommodation  | 145   | 78                | 344            | 4                              | 1   | 1          | 1         |           |           | 1          |            |            |               |
| 7211             | Traveler accommodation                                     | 145   | 78                | 344            | 4                              | 1   | 1          | 1         |           |           | 1          |            |            |               |
| 72111            | Hotels (exc casino hotels) & motels                        | 145   | 78                | 344            | 4                              | 1   | 1          | 1         |           |           | 1          |            |            |               |
| 721110           | Hotels (exc casino hotels) & motels                        | 145   | 78                | 344            | 4                              | 1   | 1          | 1         |           |           | 1          |            |            |               |
| 722              | Food services & drinking places                            | 500   | 1 045             | 4 964          | 47                             | 22  | 6          | 9         | 10        |           |            |            |            |               |
| 7221             | Full-service restaurants                                   | 205   | 357               | 1 673          | 26                             | 15  | 4          | 2         | 5         |           |            |            |            |               |
| 72211            | Full-service restaurants                                   | 205   | 357               | 1 673          | 26                             | 15  | 4          | 2         | 5         |           |            |            |            |               |
| 722110           | Full-service restaurants                                   | 205   | 357               | 1 673          | 26                             | 15  | 4          | 2         | 5         |           |            |            |            |               |
| 7222             | Limited-service eating places                              | 246   | 474               | 2 083          | 17                             | 6   | 1          | 6         | 4         |           |            |            |            |               |
| 72221            | Limited-service eating places                              | 246   | 474               | 2 083          | 17                             | 6   | 1          | 6         | 4         |           |            |            |            |               |
| <b>81</b>        | <b>Other services (except public administration)</b>       | <b>288</b>                                      | <b>715</b>        | <b>3 102</b>   | <b>69</b>                      | <b>52</b>   | <b>14</b>  | <b>2</b>  |           | <b>1</b>  |            |            |            |               |
| 813              | Religious, grantmaking, civic, prof & like organizations   | 180   | 309               | 1 341          | 31                             | 20  | 8          | 2         |           | 1         |            |            |            |               |
| 8131             | Religious organizations                                    | 170   | 287               | 1 250          | 25                             | 15  | 7          | 2         |           | 1         |            |            |            |               |
| 81311            | Religious organizations                                    | 170   | 287               | 1 250          | 25                             | 15  | 7          | 2         |           | 1         |            |            |            |               |
| 813110           | Religious organizations                                    | 170   | 287               | 1 250          | 25                             | 15  | 7          | 2         |           | 1         |            |            |            |               |
| <b>99</b>        | <b>Unclassified establishments</b>                         | <b>5</b>  | <b>7</b>          | <b>42</b>      | <b>9</b>                       | <b>9</b>  |            |           |           |           |            |            |            |               |
| <b>PULASKI</b>   |  |   |                   |                |                                |   |            |           |           |           |            |            |            |               |
|                  | <b>Total</b>   | <b>7 309</b>                                    | <b>33 008</b>     | <b>143 556</b> | <b>736</b>                     | <b>438</b>  | <b>146</b> | <b>73</b> | <b>58</b> | <b>13</b> | <b>5</b>   | <b>3</b>   |            |               |
| <b>11</b>        | <b>Forestry, fishing, hunting, and agriculture support</b> | (A)   | (D)               | (D)            | 2                              | 2   |            |           |           |           |            |            |            |               |
| <b>21</b>        | <b>Mining</b>  | (A)   | (D)               | (D)            | 4                              | 2   | 2          |           |           |           |            |            |            |               |
| <b>22</b>        | <b>Utilities</b>   | (B)   | (D)               | (D)            | 3                              | 1   |            | 1         |           |           |            |            |            |               |
| <b>23</b>        | <b>Construction</b>  | <b>298</b>                                      | <b>1 280</b>      | <b>6 327</b>   | <b>59</b>                      | <b>40</b>   | <b>13</b>  | <b>3</b>  | <b>3</b>  |           |            |            |            |               |
| 236              | Construction of Buildings                                  | 142   | 748               | 3 472          | 21                             | 12  | 7          |           | 2         |           |            |            |            |               |
| 238              | Specialty Trade Contractors                                | (C)   | (D)               | (D)            | 36                             | 26  | 6          | 3         | 1         |           |            |            |            |               |
| <b>31-33</b>     | <b>Manufacturing</b>                                       | <b>252</b>                                      | <b>1 115</b>      | <b>5 183</b>   | <b>20</b>                      | <b>7</b>  | <b>7</b>   | <b>1</b>  | <b>4</b>  | <b>1</b>  |            |            |            |               |
| <b>42</b>        | <b>Wholesale trade</b>                                     | <b>64</b>                                       | <b>374</b>        | <b>1 538</b>   | <b>9</b>                       | <b>8</b>  |            |           | <b>1</b>  |           |            |            |            |               |
| <b>44-45</b>     | <b>Retail trade</b>  | <b>1 555</b>                                    | <b>6 384</b>      | <b>26 625</b>  | <b>151</b>                     | <b>80</b>   | <b>39</b>  | <b>18</b> | <b>11</b> | <b>2</b>  |            | <b>1</b>   |            |               |
| 441              | Motor vehicle & parts dealers                              | 306   | 1 668             | 7 843          | 25                             | 13  | 3          | 4         | 4         | 1         |            |            |            |               |
| 4411             | Automobile dealers   | 204   | 1 296             | 6 327          | 11                             | 6   |            | 1         | 3         | 1         |            |            |            |               |
| 44111            | New car dealers  | 196   | 1 283             | 6 204          | 6                              | 1   |            | 1         | 3         | 1         |            |            |            |               |
| 441110           | New car dealers  | 196   | 1 283             | 6 204          | 6                              | 1   |            | 1         | 3         | 1         |            |            |            |               |
| 445              | Food & beverage stores                                     | 213   | 676               | 2 798          | 16                             | 7   | 4          | 1         | 3         | 1         |            |            |            |               |
| 4451             | Grocery stores   | (C)   | (D)               | (D)            | 9                              | 1   | 3          | 1         | 3         | 1         |            |            |            |               |
| 44511            | Grocery (except convenience) stores                        | 195   | 634               | 2 588          | 8                              |   | 3          | 1         | 3         | 1         |            |            |            |               |
| 445110           | Grocery (except convenience) stores                        | 195   | 634               | 2 588          | 8                              |   | 3          | 1         | 3         | 1         |            |            |            |               |
| 447              | Gasoline stations  | 249   | 842               | 2 918          | 27                             | 9   | 9          | 7         | 2         |           |            |            |            |               |
| 4471             | Gasoline stations  | 249   | 842               | 2 918          | 27                             | 9   | 9          | 7         | 2         |           |            |            |            |               |
| 44711            | Gasoline stations with convenience stores                  | 169   | 544               | 2 270          | 20                             | 6   | 7          | 6         | 1         |           |            |            |            |               |
| 447110           | Gasoline stations with convenience stores                  | 169   | 544               | 2 270          | 20                             | 6   | 7          | 6         | 1         |           |            |            |            |               |
| 452              | General merchandise stores                                 | 448   | 1 863             | 7 466          | 10                             | 3   | 5          | 1         |           |           |            | 1          |            |               |
| 4529             | Other general merchandise stores                           | 448   | 1 863             | 7 466          | 10                             | 3   | 5          | 1         |           |           |            | 1          |            |               |
| 45291            | Warehouse clubs & superstores                              | (E)   | (D)               | (D)            | 1                              |   |            |           |           |           |            | 1          |            |               |
| <b>48-49</b>     | <b>Transportation &amp; warehousing</b>                    | <b>234</b>                                      | <b>1 008</b>      | <b>3 942</b>   | <b>21</b>                      | <b>10</b>   | <b>6</b>   |           | <b>4</b>  | <b>1</b>  |            |            |            |               |
| 484              | Truck transportation                                       | 124   | 409               | 1 664          | 13                             | 7   | 3          |           | 3         |           |            |            |            |               |
| <b>51</b>        | <b>Information</b>   | <b>174</b>                                      | <b>926</b>        | <b>3 559</b>   | <b>12</b>                      | <b>1</b>  | <b>5</b>   | <b>3</b>  | <b>2</b>  | <b>1</b>  |            |            |            |               |
| <b>52</b>        | <b>Finance &amp; insurance</b>                             | <b>492</b>                                      | <b>2 662</b>      | <b>11 088</b>  | <b>59</b>                      | <b>34</b>   | <b>12</b>  | <b>7</b>  | <b>5</b>  |           | <b>1</b>   |            |            |               |
| 522              | Credit intermediation & related activities                 | 303   | 2 226             | 9 093          | 32                             | 11  | 9          | 7         | 5         |           |            |            |            |               |
| 5221             | Depository credit intermediation                           | (E)   | (D)               | (D)            | 19                             | 2   | 6          | 6         | 5         |           |            |            |            |               |
| 52211            | Commercial banking   | 217   | 1 590             | 6 355          | 17                             | 1   | 6          | 6         | 4         |           |            |            |            |               |
| 522110           | Commercial banking   | 217   | 1 590             | 6 355          | 17                             | 1   | 6          | 6         | 4         |           |            |            |            |               |
| 523              | Security, commodity contracts & like activity              | (C)   | (D)               | (D)            | 9                              | 7   | 1          |           |           |           | 1          |            |            |               |
| 5231             | Secrty & comdty contracts intermed & brokerage             | 133   | 169               | 821            | 5                              | 3   | 1          |           |           |           | 1          |            |            |               |
| 52312            | Securities brokerage                                       | (C)   | (D)               | (D)            | 3                              | 1   | 1          |           |           |           | 1          |            |            |               |
| <b>53</b>        | <b>Real estate &amp; rental &amp; leasing</b>              | <b>111</b>                                      | <b>477</b>        | <b>2 012</b>   | <b>27</b>                      | <b>18</b>   | <b>6</b>   | <b>3</b>  |           |           |            |            |            |               |
| <b>54</b>        | <b>Professional, scientific &amp; technical services</b>   | <b>273</b>                                      | <b>2 071</b>      | <b>8 916</b>   | <b>47</b>                      | <b>31</b>   | <b>12</b>  | <b>2</b>  | <b>1</b>  | <b>1</b>  |            |            |            |               |
| 541              | Professional, scientific & technical services              | 273   | 2 071             | 8 916          | 47                             | 31  | 12         | 2         | 1         | 1         |            |            |            |               |
| 5417             | Scientific R&D services                                    | (C)   | (D)               | (D)            | 6                              | 2   | 2          | 1         |           | 1         |            |            |            |               |
| 54171            | R&D in physical, engineering & life sciences               | (C)   | (D)               | (D)            | 6                              | 2   | 2          | 1         |           | 1         |            |            |            |               |
| <b>56</b>        | <b>Admin, support, waste mgt, remediation services</b>     | <b>224</b>                                      | <b>1 471</b>      | <b>5 723</b>   | <b>24</b>                      | <b>15</b>   | <b>4</b>   | <b>1</b>  | <b>4</b>  |           |            |            |            |               |
| 561              | Administrative & support services                          | 202   | 1 388             | 5 399          | 21                             | 13  | 4          |           | 4         |           |            |            |            |               |
| <b>61</b>        | <b>Educational services</b>                                | <b>(A)</b>                                      | <b>(D)</b>        | <b>(D)</b>     | <b>1</b>                       | <b>1</b>  |            |           |           |           |            |            |            |               |

See footnotes at end of table.



**Table 6. Counties—Employees, Payroll, and Establishments by Industry: 2003—Con.**

[Excludes most government employees, railroad employees, and self-employed persons. Size class 1 to 4 includes establishments with payroll, but no employees, during mid-March pay period. (D) denotes figures withheld to avoid disclosing data for individual companies; the data are included in broader industry totals. Detailed industries with 100 or more employees are shown if industry was not a (D). For explanation of terms, abbreviations, and data reliability/comparability, see introductory text]

| NAICS code          | Industry   | Number of employees for week including March 12 | Payroll (\$1,000) |               | Total number of establishments | Number of establishments by employment-size class |           |           |           |          |            |            |            |               |
|---------------------|--|---|-------------------|---------------|--------------------------------|---|-----------|-----------|-----------|----------|------------|------------|------------|---------------|
|                     |  |   | First quarter     | Annual        |                                | 1 to 4  | 5 to 9    | 10 to 19  | 20 to 49  | 50 to 99 | 100 to 249 | 250 to 499 | 500 to 999 | 1,000 or more |
| <b>PULASKI—Con.</b> |  |   |                   |               |                                |   |           |           |           |          |            |            |            |               |
| <b>62</b>           | <b>Health care and social assistance</b> .....                 | <b>1 405</b>                                    | <b>9 336</b>      | <b>38 277</b> | <b>57</b>                      | <b>22</b>   | <b>13</b> | <b>9</b>  | <b>8</b>  | <b>2</b> | <b>2</b>   | <b>1</b>   | —          | —             |
| 621                 | Ambulatory health care services .....                          | 204   | 1 605             | 7 295         | 23                             | 11  | 6         | 2         | 4         | —        | —          | —          | —          | —             |
| 622                 | Hospitals .....  | (E)   | (D)               | (D)           | 1                              | —   | —         | —         | —         | —        | —          | 1          | —          | —             |
| 6221                | General medical & surgical hospitals .....                     | (E)   | (D)               | (D)           | 1                              | —   | —         | —         | —         | —        | —          | 1          | —          | —             |
| 62211               | General medical & surgical hospitals .....                     | (E)   | (D)               | (D)           | 1                              | —   | —         | —         | —         | —        | —          | 1          | —          | —             |
| 623                 | Nursing & residential care facilities .....                    | 486   | 2 203             | 8 754         | 10                             | —   | 2         | 3         | 2         | 1        | 2          | —          | —          | —             |
| 6231                | Nursing care facilities .....                                  | 278   | 973               | 3 915         | 5                              | —   | —         | 1         | 2         | 1        | 1          | —          | —          | —             |
| 62311               | Nursing care facilities .....                                  | 278   | 973               | 3 915         | 5                              | —   | —         | 1         | 2         | 1        | 1          | —          | —          | —             |
| 623110              | Nursing care facilities .....                                  | 278   | 973               | 3 915         | 5                              | —   | —         | 1         | 2         | 1        | 1          | —          | —          | —             |
| 6232                | Residential mental retardation, health facil .....             | (C)   | (D)               | (D)           | 4                              | —   | 1         | 2         | —         | —        | 1          | —          | —          | —             |
| 62322               | Residential mental health, subst abuse facil ..                | (C)   | (D)               | (D)           | 2                              | —   | 1         | —         | —         | —        | 1          | —          | —          | —             |
| 624                 | Social assistance .....  | (C)   | (D)               | (D)           | 23                             | 11  | 5         | 4         | 2         | 1        | —          | —          | —          | —             |
| 6241                | Individual & family services .....                             | (C)   | (D)               | (D)           | 9                              | 4   | 2         | 1         | 1         | 1        | —          | —          | —          | —             |
| <b>71</b>           | <b>Arts, entertainment &amp; recreation</b> .....              | <b>(A)</b>                                      | <b>(D)</b>        | <b>(D)</b>    | <b>7</b>                       | <b>6</b>  | <b>1</b>  | —         | —         | —        | —          | —          | —          | —             |
| <b>72</b>           | <b>Accommodation &amp; food services</b> .....                 | <b>1 672</b>                                    | <b>3 862</b>      | <b>21 191</b> | <b>76</b>                      | <b>28</b>   | <b>13</b> | <b>15</b> | <b>12</b> | <b>5</b> | <b>2</b>   | <b>1</b>   | —          | —             |
| 721                 | Accommodation .....  | 114   | 311               | 1 643         | 15                             | 7   | 3         | 3         | 2         | —        | —          | —          | —          | —             |
| 7211                | Traveler accommodation .....                                   | (C)   | (D)               | (D)           | 12                             | 4   | 3         | 3         | 2         | —        | —          | —          | —          | —             |
| 72111               | Hotels (exc casino hotels) & motels .....                      | 100   | 281               | 1 478         | 11                             | 4   | 3         | 2         | 2         | —        | —          | —          | —          | —             |
| 721110              | Hotels (exc casino hotels) & motels .....                      | 100   | 281               | 1 478         | 11                             | 4   | 3         | 2         | 2         | —        | —          | —          | —          | —             |
| 722                 | Food services & drinking places .....                          | 1 558   | 3 551             | 19 548        | 61                             | 21  | 10        | 12        | 10        | 5        | 2          | 1          | —          | —             |
| 7221                | Full-service restaurants .....                                 | 779   | 1 063             | 4 614         | 27                             | 7   | 5         | 8         | 2         | 3        | 2          | —          | —          | —             |
| 72211               | Full-service restaurants .....                                 | 779   | 1 063             | 4 614         | 27                             | 7   | 5         | 8         | 2         | 3        | 2          | —          | —          | —             |
| 722110              | Full-service restaurants .....                                 | 779   | 1 063             | 4 614         | 27                             | 7   | 5         | 8         | 2         | 3        | 2          | —          | —          | —             |
| 7222                | Limited-service eating places .....                            | (E)   | (D)               | (D)           | 21                             | 4   | 4         | 4         | 7         | 2        | —          | —          | —          | —             |
| 72221               | Limited-service eating places .....                            | (E)   | (D)               | (D)           | 21                             | 4   | 4         | 4         | 7         | 2        | —          | —          | —          | —             |
| 7223                | Special food services .....                                    | (E)   | (D)               | (D)           | 1                              | —   | —         | —         | —         | —        | —          | 1          | —          | —             |
| 72231               | Food service contractors .....                                 | (E)   | (D)               | (D)           | 1                              | —   | —         | —         | —         | —        | —          | 1          | —          | —             |
| <b>81</b>           | <b>Other services (except public administration)</b> .....     | <b>446</b>                                      | <b>1 460</b>      | <b>6 592</b>  | <b>115</b>                     | <b>90</b>   | <b>13</b> | <b>10</b> | <b>2</b>  | —        | —          | —          | —          | —             |
| 811                 | Repair & maintenance .....                                     | 116   | 463               | 2 255         | 32                             | 25  | 3         | 4         | —         | —        | —          | —          | —          | —             |
| 8111                | Automotive repair & maintenance .....                          | 100   | 390               | 1 907         | 23                             | 16  | 3         | 4         | —         | —        | —          | —          | —          | —             |
| 812                 | Personal & laundry services .....                              | 149   | 566               | 2 441         | 30                             | 21  | 5         | 2         | 2         | —        | —          | —          | —          | —             |
| 813                 | Religious, grantmaking, civic, prof & like organizations ..... | 181   | 431               | 1 896         | 53                             | 44  | 5         | 4         | —         | —        | —          | —          | —          | —             |
| 8131                | Religious organizations .....                                  | 152   | 359               | 1 605         | 44                             | 37  | 4         | 3         | —         | —        | —          | —          | —          | —             |
| 81311               | Religious organizations .....                                  | 152   | 359               | 1 605         | 44                             | 37  | 4         | 3         | —         | —        | —          | —          | —          | —             |
| 813110              | Religious organizations .....                                  | 152   | 359               | 1 605         | 44                             | 37  | 4         | 3         | —         | —        | —          | —          | —          | —             |
| <b>99</b>           | <b>Unclassified establishments</b> .....                       | <b>28</b>                                       | <b>57</b>         | <b>295</b>    | <b>42</b>                      | <b>42</b>   | —         | —         | —         | —        | —          | —          | —          | —             |
| <b>PUTNAM</b>       |  |   |                   |               |                                |   |           |           |           |          |            |            |            |               |
|                     | <b>Total</b> .....   | <b>752</b>                                      | <b>2 986</b>      | <b>11 288</b> | <b>108</b>                     | <b>70</b>   | <b>21</b> | <b>9</b>  | <b>5</b>  | <b>2</b> | <b>1</b>   | —          | —          | —             |
| <b>23</b>           | <b>Construction</b> .....                                      | <b>(A)</b>                                      | <b>(D)</b>        | <b>(D)</b>    | <b>4</b>                       | <b>3</b>  | <b>1</b>  | —         | —         | —        | —          | —          | —          | —             |
| <b>31-33</b>        | <b>Manufacturing</b> .....                                     | <b>79</b>                                       | <b>260</b>        | <b>1 158</b>  | <b>9</b>                       | <b>6</b>  | <b>1</b>  | <b>1</b>  | —         | <b>1</b> | —          | —          | —          | —             |
| <b>42</b>           | <b>Wholesale trade</b> .....                                   | <b>37</b>                                       | <b>78</b>         | <b>304</b>    | <b>5</b>                       | <b>3</b>  | <b>1</b>  | —         | <b>1</b>  | —        | —          | —          | —          | —             |
| <b>44-45</b>        | <b>Retail trade</b> .....                                      | <b>269</b>                                      | <b>1 046</b>      | <b>3 164</b>  | <b>22</b>                      | <b>10</b>   | <b>6</b>  | <b>4</b>  | <b>1</b>  | —        | <b>1</b>   | —          | —          | —             |
| 453                 | Miscellaneous store retailers .....                            | (C)   | (D)               | (D)           | 2                              | 1   | —         | —         | —         | —        | 1          | —          | —          | —             |
| 4532                | Office supplies, stationery & gift stores .....                | (C)   | (D)               | (D)           | 1                              | —   | —         | —         | —         | —        | 1          | —          | —          | —             |
| 45322               | Gift, novelty & souvenir stores .....                          | (C)   | (D)               | (D)           | 1                              | —   | —         | —         | —         | —        | 1          | —          | —          | —             |
| <b>48-49</b>        | <b>Transportation &amp; warehousing</b> .....                  | <b>(B)</b>                                      | <b>(D)</b>        | <b>(D)</b>    | <b>5</b>                       | <b>3</b>  | —         | <b>1</b>  | <b>1</b>  | —        | —          | —          | —          | —             |
| <b>51</b>           | <b>Information</b> .....                                       | <b>(A)</b>                                      | <b>(D)</b>        | <b>(D)</b>    | <b>2</b>                       | —   | <b>1</b>  | <b>1</b>  | —         | —        | —          | —          | —          | —             |
| <b>52</b>           | <b>Finance &amp; insurance</b> .....                           | <b>55</b>                                       | <b>439</b>        | <b>1 853</b>  | <b>6</b>                       | <b>2</b>  | <b>2</b>  | <b>1</b>  | <b>1</b>  | —        | —          | —          | —          | —             |
| <b>53</b>           | <b>Real estate &amp; rental &amp; leasing</b> .....            | <b>12</b>                                       | <b>29</b>         | <b>131</b>    | <b>5</b>                       | <b>4</b>  | <b>1</b>  | —         | —         | —        | —          | —          | —          | —             |
| <b>54</b>           | <b>Professional, scientific &amp; technical services</b> ..... | <b>(A)</b>                                      | <b>(D)</b>        | <b>(D)</b>    | <b>4</b>                       | <b>3</b>  | <b>1</b>  | —         | —         | —        | —          | —          | —          | —             |
| <b>56</b>           | <b>Admin, support, waste mgt, remediation services</b> .....   | <b>(A)</b>                                      | <b>(D)</b>        | <b>(D)</b>    | <b>4</b>                       | <b>4</b>  | —         | —         | —         | —        | —          | —          | —          | —             |
| <b>62</b>           | <b>Health care and social assistance</b> .....                 | <b>122</b>                                      | <b>695</b>        | <b>2 811</b>  | <b>11</b>                      | <b>9</b>  | <b>1</b>  | —         | —         | <b>1</b> | —          | —          | —          | —             |
| <b>71</b>           | <b>Arts, entertainment &amp; recreation</b> .....              | <b>(A)</b>                                      | <b>(D)</b>        | <b>(D)</b>    | <b>1</b>                       | <b>1</b>  | —         | —         | —         | —        | —          | —          | —          | —             |
| <b>72</b>           | <b>Accommodation &amp; food services</b> .....                 | <b>53</b>                                       | <b>59</b>         | <b>257</b>    | <b>7</b>                       | <b>1</b>  | <b>4</b>  | <b>1</b>  | <b>1</b>  | —        | —          | —          | —          | —             |
| <b>81</b>           | <b>Other services (except public administration)</b> .....     | <b>26</b>                                       | <b>67</b>         | <b>306</b>    | <b>12</b>                      | <b>10</b>   | <b>2</b>  | —         | —         | —        | —          | —          | —          | —             |
| <b>99</b>           | <b>Unclassified establishments</b> .....                       | <b>13</b>                                       | <b>25</b>         | <b>80</b>     | <b>11</b>                      | <b>11</b>   | —         | —         | —         | —        | —          | —          | —          | —             |

See footnotes at end of table.

**Table 6. Counties—Employees, Payroll, and Establishments by Industry: 2003—Con.**

[Excludes most government employees, railroad employees, and self-employed persons. Size class 1 to 4 includes establishments with payroll, but no employees, during mid-March pay period. (D) denotes figures withheld to avoid disclosing data for individual companies; the data are included in broader industry totals. Detailed industries with 100 or more employees are shown if industry was not a (D). For explanation of terms, abbreviations, and data reliability/comparability, see introductory text]

| NAICS code      | Industry  | Number of employees for week including March 12 | Payroll (\$1,000) |                | Total number of establishments | Number of establishments by employment-size class |            |           |           |           |            |            |            |               |
|-----------------|---|---|-------------------|----------------|--------------------------------|---|------------|-----------|-----------|-----------|------------|------------|------------|---------------|
|                 |   |   | First quarter     | Annual         |                                | 1 to 4  | 5 to 9     | 10 to 19  | 20 to 49  | 50 to 99  | 100 to 249 | 250 to 499 | 500 to 999 | 1,000 or more |
| <b>RALLS</b>    |   |   |                   |                |                                |   |            |           |           |           |            |            |            |               |
|                 | <b>Total</b> .....  | <b>1 849</b>                                    | <b>12 577</b>     | <b>53 848</b>  | <b>164</b>                     | <b>116</b>  | <b>23</b>  | <b>14</b> | <b>6</b>  | <b>2</b>  | <b>2</b>   | -          | <b>1</b>   | -             |
| 11              | Forestry, fishing, hunting, and agriculture support ..... | (A)   | (D)               | (D)            | 3                              | 3   | -          | -         | -         | -         | -          | -          | -          | -             |
| 21              | Mining .....  | (A)   | (D)               | (D)            | 1                              | 1   | -          | -         | -         | -         | -          | -          | -          | -             |
| 22              | Utilities .....   | (B)   | (D)               | (D)            | 1                              | -   | -          | -         | 1         | -         | -          | -          | -          | -             |
| 23              | Construction .....  | 89  | 520               | 2 360          | 23                             | 19  | 1          | 2         | 1         | -         | -          | -          | -          | -             |
| 31-33           | Manufacturing .....                                       | 486   | 4 312             | 16 432         | 11                             | 2   | 2          | 3         | 2         | -         | 2          | -          | -          | -             |
| 314             | Textile product mills .....                               | (C)   | (D)               | (D)            | 1                              | -   | -          | -         | -         | -         | 1          | -          | -          | -             |
| 3149            | Other textile product mills .....                         | (C)   | (D)               | (D)            | 1                              | -   | -          | -         | -         | -         | 1          | -          | -          | -             |
| 31491           | Textile bag & canvas mills .....                          | (C)   | (D)               | (D)            | 1                              | -   | -          | -         | -         | -         | 1          | -          | -          | -             |
| 327             | Nonmetallic mineral product mfg .....                     | (C)   | (D)               | (D)            | 1                              | -   | -          | -         | -         | -         | 1          | -          | -          | -             |
| 3273            | Cement & concrete product mfg .....                       | (C)   | (D)               | (D)            | 1                              | -   | -          | -         | -         | -         | 1          | -          | -          | -             |
| 32731           | Cement mfg .....  | (C)   | (D)               | (D)            | 1                              | -   | -          | -         | -         | -         | 1          | -          | -          | -             |
| 42              | Wholesale trade .....                                     | 26  | 205               | 930            | 7                              | 4   | 3          | -         | -         | -         | -          | -          | -          | -             |
| 44-45           | Retail trade .....  | 165   | 713               | 3 120          | 27                             | 14  | 8          | 4         | 1         | -         | -          | -          | -          | -             |
| 48-49           | Transportation & warehousing .....                        | 27  | 91                | 449            | 14                             | 13  | 1          | -         | -         | -         | -          | -          | -          | -             |
| 51              | Information .....   | 8   | 44                | 230            | 3                              | 3   | -          | -         | -         | -         | -          | -          | -          | -             |
| 52              | Finance & insurance .....                                 | (B)   | (D)               | (D)            | 6                              | 4   | -          | 2         | -         | -         | -          | -          | -          | -             |
| 53              | Real estate & rental & leasing .....                      | 5   | 9                 | 37             | 4                              | 4   | -          | -         | -         | -         | -          | -          | -          | -             |
| 54              | Professional, scientific & technical services .....       | 27  | 185               | 770            | 5                              | 3   | 1          | 1         | -         | -         | -          | -          | -          | -             |
| 56              | Admin, support, waste mgt, remediation services .....     | (A)   | (D)               | (D)            | 6                              | 5   | 1          | -         | -         | -         | -          | -          | -          | -             |
| 62              | Health care and social assistance .....                   | (F)   | (D)               | (D)            | 9                              | 4   | 2          | -         | 1         | 1         | -          | -          | 1          | -             |
| 622             | Hospitals .....   | (F)   | (D)               | (D)            | 1                              | -   | -          | -         | -         | -         | -          | -          | 1          | -             |
| 6221            | General medical & surgical hospitals .....                | (F)   | (D)               | (D)            | 1                              | -   | -          | -         | -         | -         | -          | -          | 1          | -             |
| 62211           | General medical & surgical hospitals .....                | (F)   | (D)               | (D)            | 1                              | -   | -          | -         | -         | -         | -          | -          | 1          | -             |
| 623             | Nursing & residential care facilities .....               | 110   | 359               | 1 077          | 5                              | 2   | 1          | -         | 1         | 1         | -          | -          | -          | -             |
| 6231            | Nursing care facilities .....                             | (C)   | (D)               | (D)            | 2                              | -   | -          | -         | 1         | 1         | -          | -          | -          | -             |
| 62311           | Nursing care facilities .....                             | (C)   | (D)               | (D)            | 2                              | -   | -          | -         | 1         | 1         | -          | -          | -          | -             |
| 71              | Arts, entertainment & recreation .....                    | (A)   | (D)               | (D)            | 2                              | 1   | 1          | -         | -         | -         | -          | -          | -          | -             |
| 72              | Accommodation & food services .....                       | 98  | 168               | 957            | 14                             | 11  | -          | 2         | -         | 1         | -          | -          | -          | -             |
| 81              | Other services (except public administration) .....       | 38  | 92                | 368            | 17                             | 14  | 3          | -         | -         | -         | -          | -          | -          | -             |
| 99              | Unclassified establishments .....                         | 7   | 18                | 123            | 11                             | 11  | -          | -         | -         | -         | -          | -          | -          | -             |
| <b>RANDOLPH</b> |   |   |                   |                |                                |   |            |           |           |           |            |            |            |               |
|                 | <b>Total</b> .....  | <b>8 593</b>                                    | <b>50 201</b>     | <b>196 819</b> | <b>652</b>                     | <b>386</b>  | <b>128</b> | <b>69</b> | <b>32</b> | <b>18</b> | <b>15</b>  | <b>4</b>   | -          | -             |
| 11              | Forestry, fishing, hunting, and agriculture support ..... | 6   | 20                | 85             | 3                              | 3   | -          | -         | -         | -         | -          | -          | -          | -             |
| 21              | Mining .....  | (A)   | (D)               | (D)            | 1                              | -   | 1          | -         | -         | -         | -          | -          | -          | -             |
| 22              | Utilities .....   | (E)   | (D)               | (D)            | 4                              | 2   | -          | -         | 1         | -         | 1          | -          | -          | -             |
| 221             | Utilities .....   | (E)   | (D)               | (D)            | 4                              | 2   | -          | -         | 1         | -         | 1          | -          | -          | -             |
| 2211            | Elec pwr generation, transmsn & distribution ...          | (E)   | (D)               | (D)            | 4                              | 2   | -          | -         | 1         | -         | 1          | -          | -          | -             |
| 22111           | Electric power generation .....                           | (C)   | (D)               | (D)            | 1                              | -   | -          | -         | -         | -         | 1          | -          | -          | -             |
| 23              | Construction .....  | 153   | 796               | 3 877          | 43                             | 30  | 12         | 1         | -         | -         | -          | -          | -          | -             |
| 238             | Specialty Trade Contractors .....                         | 131   | 684               | 3 393          | 35                             | 24  | 10         | 1         | -         | -         | -          | -          | -          | -             |
| 31-33           | Manufacturing .....                                       | 1 512   | 9 438             | 41 571         | 28                             | 6   | 6          | 6         | 2         | 4         | 3          | 1          | -          | -             |
| 332             | Fabricated metal product mfg .....                        | 173   | 1 111             | 4 362          | 4                              | -   | -          | 2         | -         | 2         | -          | -          | -          | -             |
| 3327            | Mach shops, turn prod, screw, nut, bolt mfg ...           | (C)   | (D)               | (D)            | 3                              | -   | -          | 1         | -         | 2         | -          | -          | -          | -             |
| 336             | Transportation equipment mfg .....                        | 957   | 6 493             | 28 605         | 4                              | -   | -          | -         | -         | 1         | 2          | 1          | -          | -             |
| 3363            | Motor vehicle parts mfg .....                             | (F)   | (D)               | (D)            | 3                              | -   | -          | -         | -         | -         | 2          | 1          | -          | -             |
| 33634           | Motor vehicle brake system mfg .....                      | (F)   | (D)               | (D)            | 2                              | -   | -          | -         | -         | -         | 1          | 1          | -          | -             |
| 33637           | Motor vehicle metal stamping .....                        | (C)   | (D)               | (D)            | 1                              | -   | -          | -         | -         | -         | 1          | -          | -          | -             |
| 339             | Miscellaneous mfg .....                                   | (C)   | (D)               | (D)            | 4                              | 2   | -          | -         | -         | 1         | 1          | -          | -          | -             |
| 3399            | Other miscellaneous mfg .....                             | (C)   | (D)               | (D)            | 3                              | 2   | -          | -         | -         | -         | 1          | -          | -          | -             |
| 33992           | Sporting & athletic goods mfg .....                       | (C)   | (D)               | (D)            | 1                              | -   | -          | -         | -         | -         | 1          | -          | -          | -             |
| 42              | Wholesale trade .....                                     | 220   | 2 094             | 8 597          | 21                             | 9   | 8          | 3         | -         | -         | 1          | -          | -          | -             |
| 423             | Merchant Wholesalers, Durable Goods .....                 | 174   | 1 767             | 7 102          | 13                             | 6   | 4          | 2         | -         | -         | 1          | -          | -          | -             |
| 4233            | Lumber and Other Construction Materials .....             |   |                   |                |                                |   |            |           |           |           |            |            |            |               |
| 42339           | Merchant Wholesalers .....                                | (C)   | (D)               | (D)            | 1                              | -   | -          | -         | -         | -         | 1          | -          | -          | -             |
|                 | Other Construction Material Merchant Wholesalers .....    | (C)   | (D)               | (D)            | 1                              | -   | -          | -         | -         | -         | 1          | -          | -          | -             |

See footnotes at end of table.

**Table 6. Counties—Employees, Payroll, and Establishments by Industry: 2003—Con.**

[Excludes most government employees, railroad employees, and self-employed persons. Size class 1 to 4 includes establishments with payroll, but no employees, during mid-March pay period. (D) denotes figures withheld to avoid disclosing data for individual companies; the data are included in broader industry totals. Detailed industries with 100 or more employees are shown if industry was not a (D). For explanation of terms, abbreviations, and data reliability/comparability, see introductory text]

| NAICS code           | Industry   | Number of employees for week including March 12 | Payroll (\$1,000) |               | Total number of establishments | Number of establishments by employment-size class |           |           |          |          |            |            |            |               |
|----------------------|--|---|-------------------|---------------|--------------------------------|---|-----------|-----------|----------|----------|------------|------------|------------|---------------|
|                      |  |   | First quarter     | Annual        |                                | 1 to 4  | 5 to 9    | 10 to 19  | 20 to 49 | 50 to 99 | 100 to 249 | 250 to 499 | 500 to 999 | 1,000 or more |
| <b>RANDOLPH—Con.</b> |  |   |                   |               |                                |   |           |           |          |          |            |            |            |               |
| <b>44-45</b>         | <b>Retail trade</b> .....                                      | <b>1 420</b>                                    | <b>5 297</b>      | <b>22 051</b> | <b>115</b>                     | <b>57</b>   | <b>28</b> | <b>21</b> | <b>4</b> | <b>3</b> | <b>1</b>   | <b>1</b>   | —          | —             |
| 441                  | Motor vehicle & parts dealers .....                            | 143   | 843               | 3 642         | 16                             | 8   | 4         | 2         | 2        | —        | —          | —          | —          | —             |
| 444                  | Bldg material & garden equip & supp dealers .....              | 163   | 449               | 2 057         | 14                             | 8   | 3         | 2         | —        | 1        | —          | —          | —          | —             |
| 4442                 | Lawn & garden equip & supplies stores .....                    | 103   | 158               | 835           | 7                              | 6   | —         | —         | —        | 1        | —          | —          | —          | —             |
| 44422                | Nursery & garden centers .....                                 | (C)   | (D)               | (D)           | 6                              | 5   | —         | —         | —        | 1        | —          | —          | —          | —             |
| 445                  | Food & beverage stores .....                                   | 203   | 508               | 1 920         | 9                              | 4   | 1         | 1         | 2        | —        | —          | —          | —          | —             |
| 4451                 | Grocery stores .....   | 184   | 438               | 1 638         | 5                              | 1   | —         | 1         | 2        | —        | —          | —          | —          | —             |
| 44511                | Grocery (except convenience) stores .....                      | 184   | 438               | 1 638         | 5                              | 1   | —         | 1         | 2        | —        | —          | —          | —          | —             |
| 445110               | Grocery (except convenience) stores .....                      | 184   | 438               | 1 638         | 5                              | 1   | —         | 1         | 2        | —        | —          | —          | —          | —             |
| 447                  | Gasoline stations .....  | 128   | 345               | 1 500         | 21                             | 9   | 6         | 6         | —        | —        | —          | —          | —          | —             |
| 4471                 | Gasoline stations .....  | 128   | 345               | 1 500         | 21                             | 9   | 6         | 6         | —        | —        | —          | —          | —          | —             |
| 44711                | Gasoline stations with convenience stores .....                | 117   | 310               | 1 350         | 17                             | 6   | 5         | 6         | —        | —        | —          | —          | —          | —             |
| 447110               | Gasoline stations with convenience stores .....                | 117   | 310               | 1 350         | 17                             | 6   | 5         | 6         | —        | —        | —          | —          | —          | —             |
| 452                  | General merchandise stores .....                               | (E)   | (D)               | (D)           | 5                              | 1   | 3         | —         | —        | —        | —          | 1          | —          | —             |
| 4529                 | Other general merchandise stores .....                         | (E)   | (D)               | (D)           | 5                              | 1   | 3         | —         | —        | —        | —          | 1          | —          | —             |
| 45291                | Warehouse clubs & superstores .....                            | (E)   | (D)               | (D)           | 1                              | —   | —         | —         | —        | —        | —          | 1          | —          | —             |
| 454                  | Nonstore retailers .....                                       | 139   | 526               | 2 219         | 6                              | 2   | 2         | 1         | —        | —        | 1          | —          | —          | —             |
| 4542                 | Vending machine operators .....                                | (C)   | (D)               | (D)           | 1                              | —   | —         | —         | —        | —        | 1          | —          | —          | —             |
| 45421                | Vending machine operators .....                                | (C)   | (D)               | (D)           | 1                              | —   | —         | —         | —        | —        | 1          | —          | —          | —             |
| <b>48-49</b>         | <b>Transportation &amp; warehousing</b> .....                  | <b>624</b>                                      | <b>3 997</b>      | <b>16 422</b> | <b>32</b>                      | <b>20</b>   | <b>7</b>  | <b>1</b>  | <b>1</b> | <b>1</b> | <b>1</b>   | <b>1</b>   | —          | —             |
| 484                  | Truck transportation .....                                     | 574   | 3 656             | 15 268        | 25                             | 16  | 5         | 1         | —        | 1        | 1          | 1          | —          | —             |
| 4841                 | General freight trucking .....                                 | (F)   | (D)               | (D)           | 15                             | 7   | 5         | —         | —        | 1        | 1          | 1          | —          | —             |
| 48412                | General freight trucking, long-distance .....                  | 541   | 3 520             | 14 619        | 13                             | 5   | 5         | —         | —        | 1        | 1          | 1          | —          | —             |
| 484121               | General freight trucking, long-distance, TL .....              | 541   | 3 520             | 14 619        | 13                             | 5   | 5         | —         | —        | 1        | 1          | 1          | —          | —             |
| <b>51</b>            | <b>Information</b> .....                                       | <b>153</b>                                      | <b>1 194</b>      | <b>4 773</b>  | <b>17</b>                      | <b>8</b>  | <b>5</b>  | <b>2</b>  | <b>2</b> | —        | —          | —          | —          | —             |
| <b>52</b>            | <b>Finance &amp; insurance</b> .....                           | <b>872</b>                                      | <b>6 842</b>      | <b>27 389</b> | <b>52</b>                      | <b>33</b>   | <b>11</b> | <b>2</b>  | <b>2</b> | <b>1</b> | <b>3</b>   | —          | —          | —             |
| 522                  | Credit intermediation & related activities .....               | 514   | 4 339             | 17 536        | 24                             | 11  | 8         | 1         | 2        | —        | 2          | —          | —          | —             |
| 5221                 | Depository credit intermediation .....                         | (C)   | (D)               | (D)           | 12                             | 1   | 8         | 1         | 2        | —        | —          | —          | —          | —             |
| 52211                | Commercial banking .....                                       | 121   | 839               | 3 483         | 11                             | 1   | 7         | 1         | 2        | —        | —          | —          | —          | —             |
| 522110               | Commercial banking .....                                       | 121   | 839               | 3 483         | 11                             | 1   | 7         | 1         | 2        | —        | —          | —          | —          | —             |
| 5222                 | Nondepository credit intermediation .....                      | (E)   | (D)               | (D)           | 8                              | 6   | —         | —         | —        | —        | 2          | —          | —          | —             |
| 52222                | Sales financing .....  | (E)   | (D)               | (D)           | 3                              | 1   | —         | —         | —        | —        | 2          | —          | —          | —             |
| 523                  | Security, commodity contracts & like activity .....            | 308   | 2 212             | 8 701         | 9                              | 7   | —         | —         | —        | 1        | 1          | —          | —          | —             |
| 5231                 | Scrtcy & comdty contracts intermed & brokerage .....           | (E)   | (D)               | (D)           | 8                              | 7   | —         | —         | —        | —        | 1          | —          | —          | —             |
| 52312                | Securities brokerage .....                                     | (E)   | (D)               | (D)           | 8                              | 7   | —         | —         | —        | —        | 1          | —          | —          | —             |
| <b>53</b>            | <b>Real estate &amp; rental &amp; leasing</b> .....            | <b>170</b>                                      | <b>1 562</b>      | <b>5 014</b>  | <b>22</b>                      | <b>13</b>   | <b>4</b>  | <b>3</b>  | <b>2</b> | —        | —          | —          | —          | —             |
| <b>54</b>            | <b>Professional, scientific &amp; technical services</b> ..... | <b>116</b>                                      | <b>543</b>        | <b>2 382</b>  | <b>34</b>                      | <b>28</b>   | <b>4</b>  | <b>1</b>  | <b>1</b> | —        | —          | —          | —          | —             |
| 541                  | Professional, scientific & technical services .....            | 116   | 543               | 2 382         | 34                             | 28  | 4         | 1         | 1        | —        | —          | —          | —          | —             |
| <b>55</b>            | <b>Management of companies &amp; enterprises</b> .....         | <b>(C)</b>                                      | <b>(D)</b>        | <b>(D)</b>    | <b>2</b>                       | <b>1</b>  | —         | —         | —        | —        | <b>1</b>   | —          | —          | —             |
| 551                  | Management of companies & enterprises .....                    | (C)   | (D)               | (D)           | 2                              | 1   | —         | —         | —        | —        | 1          | —          | —          | —             |
| 5511                 | Management of companies & enterprises .....                    | (C)   | (D)               | (D)           | 2                              | 1   | —         | —         | —        | —        | 1          | —          | —          | —             |
| 55111                | Management of companies & enterprises .....                    | (C)   | (D)               | (D)           | 2                              | 1   | —         | —         | —        | —        | 1          | —          | —          | —             |
| <b>56</b>            | <b>Admin, support, waste mgmt, remediation services</b> .....  | <b>(E)</b>                                      | <b>(D)</b>        | <b>(D)</b>    | <b>28</b>                      | <b>16</b>   | <b>7</b>  | <b>2</b>  | <b>1</b> | —        | <b>2</b>   | —          | —          | —             |
| 561                  | Administrative & support services .....                        | (E)   | (D)               | (D)           | 26                             | 16  | 6         | 1         | 1        | —        | 2          | —          | —          | —             |
| 5611                 | Office administrative services .....                           | (C)   | (D)               | (D)           | 3                              | 2   | —         | —         | —        | —        | 1          | —          | —          | —             |
| 56111                | Office administrative services .....                           | (C)   | (D)               | (D)           | 3                              | 2   | —         | —         | —        | —        | 1          | —          | —          | —             |
| 5619                 | Other support services .....                                   | (C)   | (D)               | (D)           | 4                              | 2   | 1         | —         | —        | —        | 1          | —          | —          | —             |
| 56191                | Packaging & labeling services .....                            | (C)   | (D)               | (D)           | 1                              | —   | —         | —         | —        | —        | 1          | —          | —          | —             |
| <b>61</b>            | <b>Educational services</b> .....                              | <b>115</b>                                      | <b>372</b>        | <b>1 532</b>  | <b>3</b>                       | <b>1</b>  | —         | —         | <b>1</b> | <b>1</b> | —          | —          | —          | —             |
| 611                  | Educational services .....                                     | 115   | 372               | 1 532         | 3                              | 1   | —         | —         | 1        | 1        | —          | —          | —          | —             |
| <b>62</b>            | <b>Health care and social assistance</b> .....                 | <b>1 380</b>                                    | <b>8 546</b>      | <b>33 505</b> | <b>76</b>                      | <b>44</b>   | <b>8</b>  | <b>11</b> | <b>4</b> | <b>6</b> | <b>2</b>   | <b>1</b>   | —          | —             |
| 621                  | Ambulatory health care services .....                          | 444   | 3 402             | 13 797        | 53                             | 37  | 5         | 6         | 2        | 3        | —          | —          | —          | —             |
| 6211                 | Offices of physicians .....                                    | 114   | 1 537             | 5 730         | 21                             | 17  | 1         | 2         | —        | 1        | —          | —          | —          | —             |
| 62111                | Offices of physicians .....                                    | 114   | 1 537             | 5 730         | 21                             | 17  | 1         | 2         | —        | 1        | —          | —          | —          | —             |
| 6214                 | Outpatient care centers .....                                  | 180   | 962               | 3 890         | 9                              | 3   | 2         | 1         | 2        | 1        | —          | —          | —          | —             |
| 62149                | Other outpatient care centers .....                            | (C)   | (D)               | (D)           | 7                              | 2   | —         | —         | 2        | 1        | —          | —          | —          | —             |
| 622                  | Hospitals .....  | (E)   | (D)               | (D)           | 1                              | —   | —         | —         | —        | —        | —          | 1          | —          | —             |
| 6221                 | General medical & surgical hospitals .....                     | (E)   | (D)               | (D)           | 1                              | —   | —         | —         | —        | —        | —          | 1          | —          | —             |
| 62211                | General medical & surgical hospitals .....                     | (E)   | (D)               | (D)           | 1                              | —   | —         | —         | —        | —        | —          | 1          | —          | —             |
| 623                  | Nursing & residential care facilities .....                    | (E)   | (D)               | (D)           | 7                              | 1   | —         | 2         | —        | 2        | 2          | —          | —          | —             |
| 6231                 | Nursing care facilities .....                                  | 310   | 1 189             | 4 758         | 5                              | 1   | —         | 1         | —        | 1        | 2          | —          | —          | —             |
| 62311                | Nursing care facilities .....                                  | 310   | 1 189             | 4 758         | 5                              | 1   | —         | 1         | —        | 1        | 2          | —          | —          | —             |
| 623110               | Nursing care facilities .....                                  | 310   | 1 189             | 4 758         | 5                              | 1   | —         | 1         | —        | 1        | 2          | —          | —          | —             |
| 624                  | Social assistance .....  | (C)   | (D)               | (D)           | 15                             | 6   | 3         | 3         | 2        | 1        | —          | —          | —          | —             |
| <b>71</b>            | <b>Arts, entertainment &amp; recreation</b> .....              | <b>51</b>                                       | <b>163</b>        | <b>764</b>    | <b>9</b>                       | <b>6</b>  | <b>1</b>  | <b>1</b>  | <b>1</b> | —        | —          | —          | —          | —             |

See footnotes at end of table.

**Table 6. Counties—Employees, Payroll, and Establishments by Industry: 2003—Con.**

[Excludes most government employees, railroad employees, and self-employed persons. Size class 1 to 4 includes establishments with payroll, but no employees, during mid-March pay period. (D) denotes figures withheld to avoid disclosing data for individual companies; the data are included in broader industry totals. Detailed industries with 100 or more employees are shown if industry was not a (D). For explanation of terms, abbreviations, and data reliability/comparability, see introductory text]

| NAICS code           | Industry   | Number of employees for week including March 12 | Payroll (\$1,000) |               | Total number of establishments | Number of establishments by employment-size class |           |           |           |          |            |            |            |               |
|----------------------|--|---|-------------------|---------------|--------------------------------|---|-----------|-----------|-----------|----------|------------|------------|------------|---------------|
|                      |  |   | First quarter     | Annual        |                                | 1 to 4  | 5 to 9    | 10 to 19  | 20 to 49  | 50 to 99 | 100 to 249 | 250 to 499 | 500 to 999 | 1,000 or more |
| <b>RANDOLPH—Con.</b> |  |   |                   |               |                                |   |           |           |           |          |            |            |            |               |
| <b>72</b>            | <b>Accommodation &amp; food services</b> .....                   | <b>604</b>                                      | <b>1 141</b>      | <b>4 956</b>  | <b>44</b>                      | <b>18</b>   | <b>3</b>  | <b>12</b> | <b>9</b>  | <b>2</b> | —          | —          | —          | —             |
| 722                  | Food services & drinking places .....                            | 590   | 1 094             | 4 707         | 40                             | 15  | 3         | 11        | 9         | 2        | —          | —          | —          | —             |
| 7221                 | Full-service restaurants .....                                   | 205   | 382               | 1 424         | 17                             | 5   | 2         | 7         | 3         | —        | —          | —          | —          | —             |
| 72211                | Full-service restaurants .....                                   | 205   | 382               | 1 424         | 17                             | 5   | 2         | 7         | 3         | —        | —          | —          | —          | —             |
| 722110               | Full-service restaurants .....                                   | 205   | 382               | 1 424         | 17                             | 5   | 2         | 7         | 3         | —        | —          | —          | —          | —             |
| 7222                 | Limited-service eating places .....                              | 328   | 593               | 2 833         | 16                             | 5   | 1         | 3         | 5         | 2        | —          | —          | —          | —             |
| 72221                | Limited-service eating places .....                              | 328   | 593               | 2 833         | 16                             | 5   | 1         | 3         | 5         | 2        | —          | —          | —          | —             |
| <b>81</b>            | <b>Other services (except public administration)</b> .....       | <b>334</b>                                      | <b>1 079</b>      | <b>4 442</b>  | <b>86</b>                      | <b>59</b>   | <b>23</b> | <b>3</b>  | <b>1</b>  | —        | —          | —          | —          | —             |
| 811                  | Repair & maintenance .....                                       | 104   | 388               | 1 582         | 29                             | 19  | 9         | 1         | —         | —        | —          | —          | —          | —             |
| 813                  | Religious, grantmaking, civic, prof & like organizations .....   | 139   | 325               | 1 312         | 35                             | 24  | 9         | 2         | —         | —        | —          | —          | —          | —             |
| 8131                 | Religious organizations .....                                    | 108   | 259               | 1 048         | 23                             | 13  | 8         | 2         | —         | —        | —          | —          | —          | —             |
| 81311                | Religious organizations .....                                    | 108   | 259               | 1 048         | 23                             | 13  | 8         | 2         | —         | —        | —          | —          | —          | —             |
| 813110               | Religious organizations .....                                    | 108   | 259               | 1 048         | 23                             | 13  | 8         | 2         | —         | —        | —          | —          | —          | —             |
| <b>99</b>            | <b>Unclassified establishments</b> .....                         | <b>(A)</b>                                      | <b>(D)</b>        | <b>(D)</b>    | <b>32</b>                      | <b>32</b>   | —         | —         | —         | —        | —          | —          | —          | —             |
| <b>RAY</b>           |  |   |                   |               |                                |   |           |           |           |          |            |            |            |               |
|                      | <b>Total</b> .....   | <b>3 551</b>                                    | <b>16 908</b>     | <b>71 377</b> | <b>397</b>                     | <b>244</b>  | <b>75</b> | <b>50</b> | <b>20</b> | <b>2</b> | <b>4</b>   | <b>2</b>   | —          | —             |
| <b>11</b>            | <b>Forestry, fishing, hunting, and agriculture support</b> ..... | <b>(A)</b>                                      | <b>(D)</b>        | <b>(D)</b>    | <b>1</b>                       | <b>1</b>  | —         | —         | —         | —        | —          | —          | —          | —             |
| <b>21</b>            | <b>Mining</b> .....  | <b>(B)</b>                                      | <b>(D)</b>        | <b>(D)</b>    | <b>3</b>                       | <b>1</b>  | <b>1</b>  | <b>1</b>  | —         | —        | —          | —          | —          | —             |
| <b>22</b>            | <b>Utilities</b> .....   | <b>(A)</b>                                      | <b>(D)</b>        | <b>(D)</b>    | <b>1</b>                       | —   | —         | <b>1</b>  | —         | —        | —          | —          | —          | —             |
| <b>23</b>            | <b>Construction</b> .....  | <b>209</b>                                      | <b>967</b>        | <b>4 922</b>  | <b>59</b>                      | <b>47</b>   | <b>8</b>  | <b>3</b>  | <b>1</b>  | —        | —          | —          | —          | —             |
| 238                  | Specialty Trade Contractors .....                                | 160   | 826               | 4 264         | 46                             | 36  | 8         | 1         | 1         | —        | —          | —          | —          | —             |
| <b>31-33</b>         | <b>Manufacturing</b> .....                                       | <b>574</b>                                      | <b>4 321</b>      | <b>17 656</b> | <b>14</b>                      | <b>7</b>  | <b>1</b>  | <b>3</b>  | <b>1</b>  | —        | <b>1</b>   | <b>1</b>   | —          | —             |
| 325                  | Chemical mfg .....   | (E)   | (D)               | (D)           | 3                              | 1   | —         | 1         | —         | —        | —          | —          | —          | —             |
| 3255                 | Paint, coating & adhesive mfg .....                              | (E)   | (D)               | (D)           | 1                              | —   | —         | —         | —         | —        | —          | 1          | —          | —             |
| 32552                | Adhesive mfg .....   | (E)   | (D)               | (D)           | 1                              | —   | —         | —         | —         | —        | —          | 1          | —          | —             |
| 326                  | Plastics & rubber products mfg .....                             | (C)   | (D)               | (D)           | 2                              | —   | —         | 1         | —         | —        | 1          | —          | —          | —             |
| 3261                 | Plastics product mfg .....                                       | (C)   | (D)               | (D)           | 2                              | —   | —         | 1         | —         | —        | 1          | —          | —          | —             |
| 32619                | Other plastics product mfg .....                                 | (C)   | (D)               | (D)           | 2                              | —   | —         | 1         | —         | —        | 1          | —          | —          | —             |
| <b>42</b>            | <b>Wholesale trade</b> .....                                     | <b>115</b>                                      | <b>715</b>        | <b>3 112</b>  | <b>16</b>                      | <b>7</b>  | <b>5</b>  | <b>4</b>  | —         | —        | —          | —          | —          | —             |
| <b>44-45</b>         | <b>Retail trade</b> .....  | <b>802</b>                                      | <b>3 306</b>      | <b>13 204</b> | <b>67</b>                      | <b>26</b>   | <b>22</b> | <b>12</b> | <b>6</b>  | —        | —          | <b>1</b>   | —          | —             |
| 444                  | Bldg material & garden equip & supp dealers .....                | 130   | 505               | 2 247         | 9                              | —   | 3         | 4         | 2         | —        | —          | —          | —          | —             |
| 445                  | Food & beverage stores .....                                     | 116   | 491               | 1 561         | 10                             | 5   | 1         | 2         | 2         | —        | —          | —          | —          | —             |
| 4451                 | Grocery stores .....   | (C)   | (D)               | (D)           | 6                              | 2   | —         | 2         | 2         | —        | —          | —          | —          | —             |
| 447                  | Gasoline stations .....  | 101   | 296               | 1 253         | 14                             | 4   | 6         | 4         | —         | —        | —          | —          | —          | —             |
| 4471                 | Gasoline stations .....  | 101   | 296               | 1 253         | 14                             | 4   | 6         | 4         | —         | —        | —          | —          | —          | —             |
| 452                  | General merchandise stores .....                                 | (E)   | (D)               | (D)           | 3                              | 1   | 1         | —         | —         | —        | —          | 1          | —          | —             |
| 4529                 | Other general merchandise stores .....                           | (E)   | (D)               | (D)           | 3                              | 1   | 1         | —         | —         | —        | —          | 1          | —          | —             |
| 45291                | Warehouse clubs & superstores .....                              | (E)   | (D)               | (D)           | 1                              | —   | —         | —         | —         | —        | —          | 1          | —          | —             |
| <b>48-49</b>         | <b>Transportation &amp; warehousing</b> .....                    | <b>273</b>                                      | <b>776</b>        | <b>3 662</b>  | <b>16</b>                      | <b>11</b>   | —         | <b>2</b>  | <b>2</b>  | —        | <b>1</b>   | —          | —          | —             |
| 485                  | Transit & ground passenger transportation .....                  | (E)   | (D)               | (D)           | 4                              | —   | —         | 1         | 2         | —        | 1          | —          | —          | —             |
| 4854                 | School & employee bus transportation .....                       | 233   | 506               | 2 192         | 3                              | —   | —         | —         | 2         | —        | 1          | —          | —          | —             |
| 48541                | School & employee bus transportation .....                       | 233   | 506               | 2 192         | 3                              | —   | —         | —         | 2         | —        | 1          | —          | —          | —             |
| 485410               | School & employee bus transportation .....                       | 233   | 506               | 2 192         | 3                              | —   | —         | —         | 2         | —        | 1          | —          | —          | —             |
| <b>51</b>            | <b>Information</b> .....   | <b>(B)</b>                                      | <b>(D)</b>        | <b>(D)</b>    | <b>10</b>                      | <b>9</b>  | —         | —         | <b>1</b>  | —        | —          | —          | —          | —             |
| <b>52</b>            | <b>Finance &amp; insurance</b> .....                             | <b>137</b>                                      | <b>950</b>        | <b>4 137</b>  | <b>23</b>                      | <b>14</b>   | <b>3</b>  | <b>5</b>  | <b>1</b>  | —        | —          | —          | —          | —             |
| 522                  | Credit intermediation & related activities .....                 | 119   | 814               | 3 438         | 12                             | 3   | 3         | 5         | 1         | —        | —          | —          | —          | —             |
| 5221                 | Depository credit intermediation .....                           | (C)   | (D)               | (D)           | 10                             | 1   | 3         | 5         | 1         | —        | —          | —          | —          | —             |
| 52211                | Commercial banking .....   | 109   | 771               | 3 251         | 9                              | 1   | 2         | 5         | 1         | —        | —          | —          | —          | —             |
| 522110               | Commercial banking .....   | 109   | 771               | 3 251         | 9                              | 1   | 2         | 5         | 1         | —        | —          | —          | —          | —             |
| <b>53</b>            | <b>Real estate &amp; rental &amp; leasing</b> .....              | <b>20</b>                                       | <b>47</b>         | <b>277</b>    | <b>15</b>                      | <b>14</b>   | <b>1</b>  | —         | —         | —        | —          | —          | —          | —             |
| <b>54</b>            | <b>Professional, scientific &amp; technical services</b> .....   | <b>116</b>                                      | <b>869</b>        | <b>3 241</b>  | <b>28</b>                      | <b>21</b>   | <b>4</b>  | <b>2</b>  | <b>1</b>  | —        | —          | —          | —          | —             |
| 541                  | Professional, scientific & technical services .....              | 116   | 869               | 3 241         | 28                             | 21  | 4         | 2         | 1         | —        | —          | —          | —          | —             |
| <b>55</b>            | <b>Management of companies &amp; enterprises</b> .....           | <b>(A)</b>                                      | <b>(D)</b>        | <b>(D)</b>    | <b>1</b>                       | —   | <b>1</b>  | —         | —         | —        | —          | —          | —          | —             |
| <b>56</b>            | <b>Admin, support, waste mgt, remediation services</b> .....     | <b>(B)</b>                                      | <b>(D)</b>        | <b>(D)</b>    | <b>11</b>                      | <b>10</b>   | —         | —         | <b>1</b>  | —        | —          | —          | —          | —             |
| <b>62</b>            | <b>Health care and social assistance</b> .....                   | <b>559</b>                                      | <b>2 712</b>      | <b>11 332</b> | <b>27</b>                      | <b>12</b>   | <b>8</b>  | <b>2</b>  | <b>2</b>  | <b>1</b> | <b>2</b>   | —          | —          | —             |
| 622                  | Hospitals .....  | (C)   | (D)               | (D)           | 1                              | —   | —         | —         | —         | —        | 1          | —          | —          | —             |
| 6221                 | General medical & surgical hospitals .....                       | (C)   | (D)               | (D)           | 1                              | —   | —         | —         | —         | —        | 1          | —          | —          | —             |
| 62211                | General medical & surgical hospitals .....                       | (C)   | (D)               | (D)           | 1                              | —   | —         | —         | —         | —        | 1          | —          | —          | —             |
| 624                  | Social assistance .....  | (C)   | (D)               | (D)           | 9                              | 3   | 3         | 1         | 1         | —        | 1          | —          | —          | —             |
| 6243                 | Vocational rehabilitation services .....                         | (C)   | (D)               | (D)           | 2                              | 1   | —         | —         | —         | —        | 1          | —          | —          | —             |
| 62431                | Vocational rehabilitation services .....                         | (C)   | (D)               | (D)           | 2                              | 1   | —         | —         | —         | —        | 1          | —          | —          | —             |
| <b>71</b>            | <b>Arts, entertainment &amp; recreation</b> .....                | <b>33</b>                                       | <b>66</b>         | <b>374</b>    | <b>8</b>                       | <b>5</b>  | <b>2</b>  | <b>1</b>  | —         | —        | —          | —          | —          | —             |

See footnotes at end of table.

**Table 6. Counties—Employees, Payroll, and Establishments by Industry: 2003—Con.**

[Excludes most government employees, railroad employees, and self-employed persons. Size class 1 to 4 includes establishments with payroll, but no employees, during mid-March pay period. (D) denotes figures withheld to avoid disclosing data for individual companies; the data are included in broader industry totals. Detailed industries with 100 or more employees are shown if industry was not a (D). For explanation of terms, abbreviations, and data reliability/comparability, see introductory text]

| NAICS code      | Industry   | Number of employees for week including March 12 | Payroll (\$1,000) |               | Total number of establishments | Number of establishments by employment-size class |           |           |           |          |            |            |            |               |
|-----------------|--|---|-------------------|---------------|--------------------------------|---|-----------|-----------|-----------|----------|------------|------------|------------|---------------|
|                 |  |   | First quarter     | Annual        |                                | 1 to 4  | 5 to 9    | 10 to 19  | 20 to 49  | 50 to 99 | 100 to 249 | 250 to 499 | 500 to 999 | 1,000 or more |
| <b>RAY—Con.</b> |  |   |                   |               |                                |   |           |           |           |          |            |            |            |               |
| <b>72</b>       | <b>Accommodation &amp; food services</b> .....                   | <b>380</b>                                      | <b>648</b>        | <b>2 656</b>  | <b>26</b>                      | <b>4</b>  | <b>7</b>  | <b>10</b> | <b>4</b>  | <b>1</b> | —          | —          | —          | —             |
| 722             | Food services & drinking places .....                            | (E)   | (D)               | (D)           | 25                             | 4   | 7         | 9         | 4         | 1        | —          | —          | —          | —             |
| 7221            | Full-service restaurants .....                                   | 105   | 171               | 633           | 9                              | 2   | 2         | 4         | 1         | —        | —          | —          | —          | —             |
| 72211           | Full-service restaurants .....                                   | 105   | 171               | 633           | 9                              | 2   | 2         | 4         | 1         | —        | —          | —          | —          | —             |
| 722110          | Full-service restaurants .....                                   | 105   | 171               | 633           | 9                              | 2   | 2         | 4         | 1         | —        | —          | —          | —          | —             |
| 7222            | Limited-service eating places .....                              | 209   | 352               | 1 558         | 11                             | 1   | 3         | 4         | 2         | 1        | —          | —          | —          | —             |
| 72221           | Limited-service eating places .....                              | 209   | 352               | 1 558         | 11                             | 1   | 3         | 4         | 2         | 1        | —          | —          | —          | —             |
| 722211          | Limited-service restaurants .....                                | 209   | 352               | 1 558         | 11                             | 1   | 3         | 4         | 2         | 1        | —          | —          | —          | —             |
| <b>81</b>       | <b>Other services (except public administration)</b> .....       | <b>199</b>                                      | <b>605</b>        | <b>2 705</b>  | <b>64</b>                      | <b>48</b>   | <b>12</b> | <b>4</b>  | —         | —        | —          | —          | —          | —             |
| <b>99</b>       | <b>Unclassified establishments</b> .....                         | <b>5</b>  | <b>9</b>          | <b>45</b>     | <b>7</b>                       | <b>7</b>  | —         | —         | —         | —        | —          | —          | —          | —             |
| <b>REYNOLDS</b> |  |   |                   |               |                                |   |           |           |           |          |            |            |            |               |
|                 | <b>Total</b> .....   | <b>1 476</b>                                    | <b>7 130</b>      | <b>31 431</b> | <b>234</b>                     | <b>176</b>  | <b>30</b> | <b>14</b> | <b>7</b>  | <b>4</b> | <b>3</b>   | —          | —          | —             |
| <b>11</b>       | <b>Forestry, fishing, hunting, and agriculture support</b> ..... | <b>22</b>                                       | <b>68</b>         | <b>243</b>    | <b>6</b>                       | <b>4</b>  | <b>1</b>  | <b>1</b>  | —         | —        | —          | —          | —          | —             |
| <b>21</b>       | <b>Mining</b> .....  | (E)   | (D)               | (D)           | 5                              | 1   | 1         | —         | —         | 1        | 2          | —          | —          | —             |
| 212             | Mining (except oil & gas) .....                                  | (E)   | (D)               | (D)           | 4                              | —   | 1         | —         | —         | 1        | 2          | —          | —          | —             |
| 2122            | Metal ore mining .....   | (E)   | (D)               | (D)           | 3                              | —   | —         | —         | —         | 1        | 2          | —          | —          | —             |
| 21223           | Copper, nickel, lead & zinc mining .....                         | (E)   | (D)               | (D)           | 3                              | —   | —         | —         | —         | 1        | 2          | —          | —          | —             |
| <b>22</b>       | <b>Utilities</b> .....   | (A)   | (D)               | (D)           | 1                              | —   | 1         | —         | —         | —        | —          | —          | —          | —             |
| <b>23</b>       | <b>Construction</b> .....  | <b>33</b>                                       | <b>99</b>         | <b>703</b>    | <b>9</b>                       | <b>7</b>  | —         | <b>2</b>  | —         | —        | —          | —          | —          | —             |
| <b>31-33</b>    | <b>Manufacturing</b> .....                                       | <b>295</b>                                      | <b>1 483</b>      | <b>7 356</b>  | <b>23</b>                      | <b>7</b>  | <b>8</b>  | <b>2</b>  | <b>5</b>  | <b>1</b> | —          | —          | —          | —             |
| 321             | Wood product mfg .....   | (E)   | (D)               | (D)           | 19                             | 6   | 7         | —         | 5         | 1        | —          | —          | —          | —             |
| 3211            | Sawmills & wood preservation .....                               | 108   | 455               | 2 629         | 11                             | 3   | 5         | —         | 3         | —        | —          | —          | —          | —             |
| 32111           | Sawmills & wood preservation .....                               | 108   | 455               | 2 629         | 11                             | 3   | 5         | —         | 3         | —        | —          | —          | —          | —             |
| 3219            | Other wood product mfg .....                                     | (C)   | (D)               | (D)           | 8                              | 3   | 2         | —         | 2         | 1        | —          | —          | —          | —             |
| <b>42</b>       | <b>Wholesale trade</b> .....                                     | (A)   | (D)               | (D)           | 6                              | 5   | —         | 1         | —         | —        | —          | —          | —          | —             |
| <b>44-45</b>    | <b>Retail trade</b> .....  | <b>122</b>                                      | <b>396</b>        | <b>1 771</b>  | <b>26</b>                      | <b>17</b>   | <b>7</b>  | <b>1</b>  | <b>1</b>  | —        | —          | —          | —          | —             |
| <b>48-49</b>    | <b>Transportation &amp; warehousing</b> .....                    | <b>11</b>                                       | <b>25</b>         | <b>115</b>    | <b>6</b>                       | <b>5</b>  | <b>1</b>  | —         | —         | —        | —          | —          | —          | —             |
| <b>51</b>       | <b>Information</b> .....   | (A)   | (D)               | (D)           | 1                              | —   | —         | 1         | —         | —        | —          | —          | —          | —             |
| <b>52</b>       | <b>Finance &amp; insurance</b> .....                             | (B)   | (D)               | (D)           | 9                              | 5   | 3         | 1         | —         | —        | —          | —          | —          | —             |
| <b>53</b>       | <b>Real estate &amp; rental &amp; leasing</b> .....              | (A)   | (D)               | (D)           | 2                              | 1   | 1         | —         | —         | —        | —          | —          | —          | —             |
| <b>54</b>       | <b>Professional, scientific &amp; technical services</b> .....   | <b>20</b>                                       | <b>113</b>        | <b>517</b>    | <b>7</b>                       | <b>6</b>  | <b>1</b>  | —         | —         | —        | —          | —          | —          | —             |
| <b>56</b>       | <b>Admin, support, waste mgt, remediation services</b> .....     | (A)   | (D)               | (D)           | 5                              | 5   | —         | —         | —         | —        | —          | —          | —          | —             |
| <b>61</b>       | <b>Educational services</b> .....                                | (A)   | (D)               | (D)           | 1                              | 1   | —         | —         | —         | —        | —          | —          | —          | —             |
| <b>62</b>       | <b>Health care and social assistance</b> .....                   | <b>277</b>                                      | <b>905</b>        | <b>3 720</b>  | <b>30</b>                      | <b>21</b>   | <b>3</b>  | <b>3</b>  | <b>1</b>  | <b>2</b> | —          | —          | —          | —             |
| 623             | Nursing & residential care facilities .....                      | 140   | 449               | 1 713         | 3                              | 1   | —         | —         | 1         | 1        | —          | —          | —          | —             |
| 624             | Social assistance .....  | 112   | 260               | 1 160         | 15                             | 11  | —         | 3         | —         | 1        | —          | —          | —          | —             |
| <b>71</b>       | <b>Arts, entertainment &amp; recreation</b> .....                | (A)   | (D)               | (D)           | 1                              | 1   | —         | —         | —         | —        | —          | —          | —          | —             |
| <b>72</b>       | <b>Accommodation &amp; food services</b> .....                   | <b>210</b>                                      | <b>250</b>        | <b>1 948</b>  | <b>13</b>                      | <b>8</b>  | <b>2</b>  | <b>2</b>  | —         | —        | <b>1</b>   | —          | —          | —             |
| 722             | Food services & drinking places .....                            | 177   | 133               | 661           | 3                              | 1   | —         | 1         | —         | —        | 1          | —          | —          | —             |
| 7224            | Drinking places (alcoholic beverages) .....                      | (C)   | (D)               | (D)           | 1                              | —   | —         | —         | —         | —        | 1          | —          | —          | —             |
| 72241           | Drinking places (alcoholic beverages) .....                      | (C)   | (D)               | (D)           | 1                              | —   | —         | —         | —         | —        | 1          | —          | —          | —             |
| <b>81</b>       | <b>Other services (except public administration)</b> .....       | <b>24</b>                                       | <b>71</b>         | <b>294</b>    | <b>13</b>                      | <b>12</b>   | <b>1</b>  | —         | —         | —        | —          | —          | —          | —             |
| <b>99</b>       | <b>Unclassified establishments</b> .....                         | <b>54</b>                                       | <b>143</b>        | <b>564</b>    | <b>70</b>                      | <b>70</b>   | —         | —         | —         | —        | —          | —          | —          | —             |
| <b>RIPLEY</b>   |  |   |                   |               |                                |   |           |           |           |          |            |            |            |               |
|                 | <b>Total</b> .....   | <b>2 420</b>                                    | <b>9 162</b>      | <b>39 587</b> | <b>294</b>                     | <b>187</b>  | <b>49</b> | <b>34</b> | <b>17</b> | <b>4</b> | <b>3</b>   | —          | —          | —             |
| <b>11</b>       | <b>Forestry, fishing, hunting, and agriculture support</b> ..... | <b>55</b>                                       | <b>221</b>        | <b>953</b>    | <b>7</b>                       | <b>4</b>  | —         | <b>2</b>  | <b>1</b>  | —        | —          | —          | —          | —             |
| <b>22</b>       | <b>Utilities</b> .....   | (A)   | (D)               | (D)           | 1                              | —   | —         | 1         | —         | —        | —          | —          | —          | —             |
| <b>23</b>       | <b>Construction</b> .....  | <b>52</b>                                       | <b>231</b>        | <b>1 282</b>  | <b>16</b>                      | <b>12</b>   | <b>2</b>  | <b>2</b>  | —         | —        | —          | —          | —          | —             |
| <b>31-33</b>    | <b>Manufacturing</b> .....                                       | <b>636</b>                                      | <b>2 448</b>      | <b>10 855</b> | <b>39</b>                      | <b>21</b>   | <b>11</b> | <b>3</b>  | <b>1</b>  | <b>1</b> | <b>2</b>   | —          | —          | —             |
| 315             | Apparel manufacturing .....                                      | (C)   | (D)               | (D)           | 2                              | —   | —         | 1         | —         | —        | 1          | —          | —          | —             |
| 3159            | Apparel accessories & other apparel mfg .....                    | (C)   | (D)               | (D)           | 1                              | —   | —         | —         | —         | —        | 1          | —          | —          | —             |
| 31599           | Apparel accessories & other apparel mfg .....                    | (C)   | (D)               | (D)           | 1                              | —   | —         | —         | —         | —        | 1          | —          | —          | —             |
| 321             | Wood product mfg .....   | 114   | 319               | 1 439         | 28                             | 18  | 9         | 1         | —         | —        | —          | —          | —          | —             |
| 3211            | Sawmills & wood preservation .....                               | 101   | 275               | 1 259         | 24                             | 15  | 8         | 1         | —         | —        | —          | —          | —          | —             |
| 32111           | Sawmills & wood preservation .....                               | 101   | 275               | 1 259         | 24                             | 15  | 8         | 1         | —         | —        | —          | —          | —          | —             |
| 321113          | Sawmills .....   | 101   | 275               | 1 259         | 24                             | 15  | 8         | 1         | —         | —        | —          | —          | —          | —             |
| 326             | Plastics & rubber products mfg .....                             | (C)   | (D)               | (D)           | 2                              | —   | 1         | —         | —         | —        | 1          | —          | —          | —             |
| 3261            | Plastics product mfg .....                                       | (C)   | (D)               | (D)           | 2                              | —   | 1         | —         | —         | —        | 1          | —          | —          | —             |
| 32619           | Other plastics product mfg .....                                 | (C)   | (D)               | (D)           | 2                              | —   | 1         | —         | —         | —        | 1          | —          | —          | —             |
| <b>42</b>       | <b>Wholesale trade</b> .....                                     | <b>32</b>                                       | <b>204</b>        | <b>771</b>    | <b>7</b>                       | <b>4</b>  | <b>1</b>  | <b>2</b>  | —         | —        | —          | —          | —          | —             |

See footnotes at end of table.

**Table 6. Counties—Employees, Payroll, and Establishments by Industry: 2003—Con.**

[Excludes most government employees, railroad employees, and self-employed persons. Size class 1 to 4 includes establishments with payroll, but no employees, during mid-March pay period. (D) denotes figures withheld to avoid disclosing data for individual companies; the data are included in broader industry totals. Detailed industries with 100 or more employees are shown if industry was not a (D). For explanation of terms, abbreviations, and data reliability/comparability, see introductory text]

| NAICS code         | Industry   | Number of employees for week including March 12 | Payroll (\$1,000) |                  | Total number of establishments | Number of establishments by employment-size class |              |            |            |            |            |            |            |               |
|--------------------|--|---|-------------------|------------------|--------------------------------|---|--------------|------------|------------|------------|------------|------------|------------|---------------|
|                    |  |   | First quarter     | Annual           |                                | 1 to 4  | 5 to 9       | 10 to 19   | 20 to 49   | 50 to 99   | 100 to 249 | 250 to 499 | 500 to 999 | 1,000 or more |
| <b>RIPLEY—Con.</b> |  |   |                   |                  |                                |   |              |            |            |            |            |            |            |               |
| <b>44-45</b>       | <b>Retail trade</b> .....  | <b>468</b>                                      | <b>1 668</b>      | <b>6 843</b>     | <b>52</b>                      | <b>20</b>   | <b>14</b>    | <b>12</b>  | <b>5</b>   | <b>1</b>   | —          | —          | —          | —             |
| 445                | Food & beverage stores .....   | 156   | 352               | 1 484            | 12                             | 5   | 4            | —          | 2          | 1          | —          | —          | —          | —             |
| 4451               | Grocery stores .....   | 138   | 315               | 1 315            | 8                              | 3   | 2            | —          | 2          | 1          | —          | —          | —          | —             |
| 44511              | Grocery (except convenience) stores .....                                | 125   | 295               | 1 211            | 4                              | —   | 1            | —          | 2          | 1          | —          | —          | —          | —             |
| 445110             | Grocery (except convenience) stores .....                                | 125   | 295               | 1 211            | 4                              | —   | 1            | —          | 2          | 1          | —          | —          | —          | —             |
| <b>48-49</b>       | <b>Transportation &amp; warehousing</b> .....                            | <b>46</b>                                       | <b>156</b>        | <b>702</b>       | <b>7</b>                       | <b>4</b>  | <b>2</b>     | —          | <b>1</b>   | —          | —          | —          | —          | —             |
| <b>51</b>          | <b>Information</b> .....   | <b>48</b>                                       | <b>234</b>        | <b>949</b>       | <b>5</b>                       | <b>2</b>  | <b>1</b>     | <b>1</b>   | <b>1</b>   | —          | —          | —          | —          | —             |
| <b>52</b>          | <b>Finance &amp; insurance</b> .....                                     | <b>74</b>                                       | <b>444</b>        | <b>1 965</b>     | <b>14</b>                      | <b>9</b>  | <b>3</b>     | <b>1</b>   | <b>1</b>   | —          | —          | —          | —          | —             |
| <b>53</b>          | <b>Real estate &amp; rental &amp; leasing</b> .....                      | <b>19</b>                                       | <b>41</b>         | <b>218</b>       | <b>6</b>                       | <b>4</b>  | <b>1</b>     | <b>1</b>   | —          | —          | —          | —          | —          | —             |
| <b>54</b>          | <b>Professional, scientific &amp; technical services</b> .....           | <b>(B)</b>                                      | <b>(D)</b>        | <b>(D)</b>       | <b>9</b>                       | <b>8</b>  | <b>1</b>     | —          | —          | —          | —          | —          | —          | —             |
| <b>55</b>          | <b>Management of companies &amp; enterprises</b> .....                   | <b>(A)</b>                                      | <b>(D)</b>        | <b>(D)</b>       | <b>1</b>                       | <b>1</b>  | —            | —          | —          | —          | —          | —          | —          | —             |
| <b>56</b>          | <b>Admin, support, waste mgt, remediation services</b> .....             | <b>(B)</b>                                      | <b>(D)</b>        | <b>(D)</b>       | <b>1</b>                       | —   | —            | —          | <b>1</b>   | —          | —          | —          | —          | —             |
| <b>61</b>          | <b>Educational services</b> .....  | <b>(A)</b>                                      | <b>(D)</b>        | <b>(D)</b>       | <b>1</b>                       | <b>1</b>  | —            | —          | —          | —          | —          | —          | —          | —             |
| <b>62</b>          | <b>Health care and social assistance</b> .....                           | <b>528</b>                                      | <b>2 293</b>      | <b>9 961</b>     | <b>44</b>                      | <b>28</b>   | <b>9</b>     | <b>3</b>   | <b>1</b>   | <b>2</b>   | <b>1</b>   | —          | —          | —             |
| 621                | Ambulatory health care services .....                                    | 103   | 575               | 2 332            | 22                             | 17  | 3            | 1          | 1          | —          | —          | —          | —          | —             |
| 622                | Hospitals .....  | (C)   | (D)               | (D)              | 1                              | —   | —            | —          | —          | —          | <b>1</b>   | —          | —          | —             |
| 6221               | General medical & surgical hospitals .....                               | (C)   | (D)               | (D)              | 1                              | —   | —            | —          | —          | —          | <b>1</b>   | —          | —          | —             |
| 62211              | General medical & surgical hospitals .....                               | (C)   | (D)               | (D)              | 1                              | —   | —            | —          | —          | —          | <b>1</b>   | —          | —          | —             |
| 623                | Nursing & residential care facilities .....                              | 206   | 671               | 2 936            | 5                              | 1   | 1            | 1          | —          | 2          | —          | —          | —          | —             |
| 6233               | Community care facilities for the elderly .....                          | (C)   | (D)               | (D)              | 2                              | —   | 1            | —          | —          | 1          | —          | —          | —          | —             |
| 62331              | Community care facilities for the elderly .....                          | (C)   | (D)               | (D)              | 2                              | —   | 1            | —          | —          | 1          | —          | —          | —          | —             |
| <b>71</b>          | <b>Arts, entertainment &amp; recreation</b> .....                        | <b>(B)</b>                                      | <b>(D)</b>        | <b>(D)</b>       | <b>3</b>                       | <b>2</b>  | —            | —          | <b>1</b>   | —          | —          | —          | —          | —             |
| <b>72</b>          | <b>Accommodation &amp; food services</b> .....                           | <b>221</b>                                      | <b>436</b>        | <b>1 906</b>     | <b>15</b>                      | <b>5</b>  | <b>1</b>     | <b>5</b>   | <b>4</b>   | —          | —          | —          | —          | —             |
| 722                | Food services & drinking places .....                                    | (C)   | (D)               | (D)              | 13                             | 4   | 1            | 4          | 4          | —          | —          | —          | —          | —             |
| 7222               | Limited-service eating places .....                                      | 108   | 182               | 860              | 6                              | 2   | —            | 1          | 3          | —          | —          | —          | —          | —             |
| 72221              | Limited-service eating places .....                                      | 108   | 182               | 860              | 6                              | 2   | —            | 1          | 3          | —          | —          | —          | —          | —             |
| 722211             | Limited-service restaurants .....  | 108   | 182               | 860              | 6                              | 2   | —            | 1          | 3          | —          | —          | —          | —          | —             |
| <b>81</b>          | <b>Other services (except public administration)</b> .....               | <b>101</b>                                      | <b>314</b>        | <b>1 290</b>     | <b>37</b>                      | <b>33</b>   | <b>3</b>     | <b>1</b>   | —          | —          | —          | —          | —          | —             |
| <b>99</b>          | <b>Unclassified establishments</b> .....                                 | <b>22</b>                                       | <b>47</b>         | <b>208</b>       | <b>29</b>                      | <b>29</b>   | —            | —          | —          | —          | —          | —          | —          | —             |
| <b>ST. CHARLES</b> |  |   |                   |                  |                                |   |              |            |            |            |            |            |            |               |
|                    | <b>Total</b> .....   | <b>105 967</b>                                  | <b>811 745</b>    | <b>3 336 201</b> | <b>6 931</b>                   | <b>3 682</b>                                      | <b>1 310</b> | <b>959</b> | <b>600</b> | <b>225</b> | <b>119</b> | <b>20</b>  | <b>7</b>   | <b>9</b>      |
| <b>11</b>          | <b>Forestry, fishing, hunting, and agriculture support</b> .....         | <b>13</b>                                       | <b>36</b>         | <b>168</b>       | <b>8</b>                       | <b>8</b>  | —            | —          | —          | —          | —          | —          | —          | —             |
| <b>21</b>          | <b>Mining</b> .....  | <b>57</b>                                       | <b>559</b>        | <b>2 764</b>     | <b>6</b>                       | <b>2</b>  | <b>1</b>     | <b>3</b>   | —          | —          | —          | —          | —          | —             |
| <b>22</b>          | <b>Utilities</b> .....   | <b>465</b>                                      | <b>8 003</b>      | <b>29 570</b>    | <b>15</b>                      | <b>6</b>  | <b>1</b>     | <b>2</b>   | <b>4</b>   | <b>1</b>   | <b>1</b>   | —          | —          | —             |
| 221                | Utilities .....  | 465   | 8 003             | 29 570           | 15                             | 6   | 1            | 2          | 4          | 1          | 1          | —          | —          | —             |
| 2211               | Elec pwr generation, transmns & distribution ...                         | (E)   | (D)               | (D)              | 6                              | 1   | 1            | —          | 2          | 1          | 1          | —          | —          | —             |
| 22112              | Electric pwr transmns, control & distribution ..                         | (E)   | (D)               | (D)              | 6                              | 1   | 1            | —          | 2          | 1          | 1          | —          | —          | —             |
| 2213               | Water, sewage & other systems .....                                      | (C)   | (D)               | (D)              | 8                              | 4   | —            | 2          | 2          | —          | —          | —          | —          | —             |
| <b>23</b>          | <b>Construction</b> .....  | <b>9 518</b>                                    | <b>84 018</b>     | <b>411 683</b>   | <b>1 020</b>                   | <b>608</b>  | <b>177</b>   | <b>129</b> | <b>73</b>  | <b>20</b>  | <b>11</b>  | <b>2</b>   | —          | —             |
| 236                | Construction of Buildings .....  | 2 258   | 19 682            | 92 114           | 305                            | 203   | 56           | 29         | 11         | 3          | 2          | 1          | —          | —             |
| 2361               | Residential Building Construction .....                                  | 1 928   | 16 062            | 75 845           | 268                            | 183   | 50           | 22         | 8          | 2          | 2          | 1          | —          | —             |
| 23611              | Residential Building Construction .....                                  | 1 928   | 16 062            | 75 845           | 268                            | 183   | 50           | 22         | 8          | 2          | 2          | 1          | —          | —             |
| 236115             | New Single-Family Housing Construction (except Operative Builders) ..... | 508   | 3 224             | 16 992           | 139                            | 98  | 29           | 11         | 1          | —          | —          | —          | —          | —             |
| 236117             | New Housing Operative Builders .....                                     | 915   | 9 423             | 43 715           | 27                             | 8   | 9            | 4          | 2          | 1          | 2          | 1          | —          | —             |
| 2362               | Nonresidential Building Construction .....                               | 330   | 3 620             | 16 269           | 37                             | 20  | 6            | 7          | 3          | 1          | —          | —          | —          | —             |
| 23622              | Commercial and Institutional Building Construction .....                 | 330   | 3 620             | 16 269           | 37                             | 20  | 6            | 7          | 3          | 1          | —          | —          | —          | —             |
| 236220             | Commercial and Institutional Building Construction .....                 | 330   | 3 620             | 16 269           | 37                             | 20  | 6            | 7          | 3          | 1          | —          | —          | —          | —             |
| 237                | Heavy and Civil Engineering Construction .....                           | 1 260   | 10 602            | 58 745           | 63                             | 35  | 8            | 7          | 7          | 2          | 3          | 1          | —          | —             |
| 2371               | Utility System Construction .....  | 691   | 5 253             | 22 659           | 28                             | 13  | 2            | 6          | 5          | —          | 1          | 1          | —          | —             |
| 23711              | Water and Sewer Line and Related Structures Construction .....           | 218   | 2 104             | 12 217           | 19                             | 10  | 2            | 2          | 5          | —          | —          | —          | —          | —             |
| 237110             | Water and Sewer Line and Related Structures Construction .....           | 218   | 2 104             | 12 217           | 19                             | 10  | 2            | 2          | 5          | —          | —          | —          | —          | —             |
| 23713              | Power and Communication Line and Related Structures Construction .....   | (E)   | (D)               | (D)              | 8                              | 2   | —            | 4          | —          | —          | 1          | 1          | —          | —             |
| 2373               | Highway, Street, and Bridge Construction .....                           | 518   | 4 999             | 33 647           | 15                             | 6   | 2            | 1          | 2          | 2          | 2          | —          | —          | —             |
| 23731              | Highway, Street, and Bridge Construction .....                           | 518   | 4 999             | 33 647           | 15                             | 6   | 2            | 1          | 2          | 2          | 2          | —          | —          | —             |
| 237310             | Highway, Street, and Bridge Construction ..                              | 518   | 4 999             | 33 647           | 15                             | 6   | 2            | 1          | 2          | 2          | 2          | —          | —          | —             |

See footnotes at end of table.

**Table 6. Counties—Employees, Payroll, and Establishments by Industry: 2003—Con.**

[Excludes most government employees, railroad employees, and self-employed persons. Size class 1 to 4 includes establishments with payroll, but no employees, during mid-March pay period. (D) denotes figures withheld to avoid disclosing data for individual companies; the data are included in broader industry totals. Detailed industries with 100 or more employees are shown if industry was not a (D). For explanation of terms, abbreviations, and data reliability/comparability, see introductory text]

| NAICS code              | Industry   | Number of employees for week including March 12 | Payroll (\$1,000) |                | Total number of establishments | Number of establishments by employment-size class |           |           |           |           |            |            |            |               |  |
|-------------------------|--|---|-------------------|----------------|--------------------------------|---|-----------|-----------|-----------|-----------|------------|------------|------------|---------------|--|
|                         |  |   | First quarter     | Annual         |                                | 1 to 4  | 5 to 9    | 10 to 19  | 20 to 49  | 50 to 99  | 100 to 249 | 250 to 499 | 500 to 999 | 1,000 or more |  |
|                         |  |   |                   |                |                                |   |           |           |           |           |            |            |            |               |  |
| <b>ST. CHARLES—Con.</b> |  |   |                   |                |                                |   |           |           |           |           |            |            |            |               |  |
| <b>23</b>               | <b>Construction—Con.</b>                                       |   |                   |                |                                |   |           |           |           |           |            |            |            |               |  |
| 238                     | Specialty Trade Contractors .....                              | 6 000   | 53 734            | 260 824        | 652                            | 370   | 113       | 93        | 55        | 15        | 6          | -          | -          | -             |  |
| 2381                    | Foundation, Structure, and Building Exterior Contractors ..... | 2 086   | 16 781            | 83 280         | 201                            | 90  | 41        | 44        | 18        | 8         | -          | -          | -          | -             |  |
| 23811                   | Poured Concrete Foundation and Structure Contractors .....     | 571   | 3 794             | 22 478         | 57                             | 24  | 9         | 19        | 3         | 2         | -          | -          | -          | -             |  |
| 238110                  | Poured Concrete Foundation and Structure Contractors .....     | 571   | 3 794             | 22 478         | 57                             | 24  | 9         | 19        | 3         | 2         | -          | -          | -          | -             |  |
| 23813                   | Framing Contractors .....                                      | 528   | 4 548             | 20 841         | 29                             | 10  | 4         | 6         | 6         | 3         | -          | -          | -          | -             |  |
| 238130                  | Framing Contractors .....                                      | 528   | 4 548             | 20 841         | 29                             | 10  | 4         | 6         | 6         | 3         | -          | -          | -          | -             |  |
| 23814                   | Masonry Contractors .....                                      | 389   | 3 083             | 15 991         | 34                             | 12  | 9         | 8         | 3         | 2         | -          | -          | -          | -             |  |
| 238140                  | Masonry Contractors .....                                      | 389   | 3 083             | 15 991         | 34                             | 12  | 9         | 8         | 3         | 2         | -          | -          | -          | -             |  |
| 23815                   | Glass and Glazing Contractors .....                            | 142   | 1 829             | 6 902          | 11                             | 3   | 5         | 2         | -         | 1         | -          | -          | -          | -             |  |
| 238150                  | Glass and Glazing Contractors .....                            | 142   | 1 829             | 6 902          | 11                             | 3   | 5         | 2         | -         | 1         | -          | -          | -          | -             |  |
| 23816                   | Roofing Contractors .....                                      | 196   | 1 384             | 7 293          | 33                             | 19  | 7         | 5         | 2         | -         | -          | -          | -          | -             |  |
| 238160                  | Roofing Contractors .....                                      | 196   | 1 384             | 7 293          | 33                             | 19  | 7         | 5         | 2         | -         | -          | -          | -          | -             |  |
| 23817                   | Siding Contractors .....                                       | 167   | 1 232             | 5 860          | 29                             | 18  | 6         | 3         | 2         | -         | -          | -          | -          | -             |  |
| 238170                  | Siding Contractors .....                                       | 167   | 1 232             | 5 860          | 29                             | 18  | 6         | 3         | 2         | -         | -          | -          | -          | -             |  |
| 2382                    | Building Equipment Contractors .....                           | 1 495   | 14 815            | 67 127         | 171                            | 102   | 28        | 21        | 15        | 3         | 2          | -          | -          | -             |  |
| 23821                   | Electrical Contractors .....                                   | 718   | 7 298             | 33 029         | 72                             | 45  | 12        | 5         | 6         | 3         | 1          | -          | -          | -             |  |
| 238210                  | Electrical Contractors .....                                   | 718   | 7 298             | 33 029         | 72                             | 45  | 12        | 5         | 6         | 3         | 1          | -          | -          | -             |  |
| 23822                   | Plumbing, Heating, and Air-Conditioning Contractors .....      | 732   | 7 298             | 33 233         | 90                             | 52  | 13        | 16        | 8         | -         | 1          | -          | -          | -             |  |
| 238220                  | Plumbing, Heating, and Air-Conditioning Contractors .....      | 732   | 7 298             | 33 233         | 90                             | 52  | 13        | 16        | 8         | -         | 1          | -          | -          | -             |  |
| 2383                    | Building Finishing Contractors .....                           | 1 783   | 17 185            | 78 411         | 191                            | 120   | 30        | 19        | 16        | 3         | 3          | -          | -          | -             |  |
| 23831                   | Drywall and Insulation Contractors .....                       | 916   | 9 987             | 47 261         | 32                             | 10  | 4         | 5         | 8         | 2         | 3          | -          | -          | -             |  |
| 238310                  | Drywall and Insulation Contractors .....                       | 916   | 9 987             | 47 261         | 32                             | 10  | 4         | 5         | 8         | 2         | 3          | -          | -          | -             |  |
| 23832                   | Painting and Wall Covering Contractors .....                   | 423   | 3 664             | 16 464         | 65                             | 40  | 14        | 6         | 4         | 1         | -          | -          | -          | -             |  |
| 238320                  | Painting and Wall Covering Contractors .....                   | 423   | 3 664             | 16 464         | 65                             | 40  | 14        | 6         | 4         | 1         | -          | -          | -          | -             |  |
| 23833                   | Flooring Contractors .....                                     | 128   | 907               | 4 105          | 36                             | 29  | 3         | 3         | 1         | -         | -          | -          | -          | -             |  |
| 238330                  | Flooring Contractors .....                                     | 128   | 907               | 4 105          | 36                             | 29  | 3         | 3         | 1         | -         | -          | -          | -          | -             |  |
| 23835                   | Finish Carpentry Contractors .....                             | 219   | 1 639             | 7 008          | 36                             | 27  | 3         | 3         | 3         | -         | -          | -          | -          | -             |  |
| 238350                  | Finish Carpentry Contractors .....                             | 219   | 1 639             | 7 008          | 36                             | 27  | 3         | 3         | 3         | -         | -          | -          | -          | -             |  |
| 2389                    | Other Specialty Trade Contractors .....                        | 636   | 4 953             | 32 006         | 89                             | 58  | 14        | 9         | 6         | 1         | 1          | -          | -          | -             |  |
| 23891                   | Site Preparation Contractors .....                             | 450   | 3 739             | 24 250         | 42                             | 23  | 7         | 5         | 5         | 1         | 1          | -          | -          | -             |  |
| 238910                  | Site Preparation Contractors .....                             | 450   | 3 739             | 24 250         | 42                             | 23  | 7         | 5         | 5         | 1         | 1          | -          | -          | -             |  |
| 23899                   | All Other Specialty Trade Contractors .....                    | 186   | 1 214             | 7 756          | 47                             | 35  | 7         | 4         | 1         | -         | -          | -          | -          | -             |  |
| 238990                  | All Other Specialty Trade Contractors .....                    | 186   | 1 214             | 7 756          | 47                             | 35  | 7         | 4         | 1         | -         | -          | -          | -          | -             |  |
| <b>31-33</b>            | <b>Manufacturing .....</b>                                     | <b>15 700</b>                                   | <b>179 595</b>    | <b>716 400</b> | <b>270</b>                     | <b>83</b>   | <b>52</b> | <b>44</b> | <b>43</b> | <b>17</b> | <b>24</b>  | <b>3</b>   | <b>-</b>   | <b>4</b>      |  |
| 311                     | Food mfg .....   | 241   | 2 489             | 9 861          | 13                             | 5   | 2         | 3         | 2         | -         | 1          | -          | -          | -             |  |
| 3111                    | Animal food mfg .....  | (C)   | (D)               | (D)            | 1                              | -   | -         | -         | -         | -         | 1          | -          | -          | -             |  |
| 31111                   | Animal food mfg .....  | (C)   | (D)               | (D)            | 1                              | -   | -         | -         | -         | -         | 1          | -          | -          | -             |  |
| 321                     | Wood product mfg .....   | 102   | 1 016             | 5 030          | 6                              | 3   | -         | 1         | 2         | -         | -          | -          | -          | -             |  |
| 322                     | Paper mfg .....  | 553   | 4 147             | 17 555         | 7                              | -   | 1         | -         | 2         | 1         | 3          | -          | -          | -             |  |
| 3222                    | Converted paper product mfg .....                              | 553   | 4 147             | 17 555         | 7                              | -   | 1         | -         | 2         | 1         | 3          | -          | -          | -             |  |
| 32223                   | Stationery product mfg .....                                   | (E)   | (D)               | (D)            | 2                              | -   | -         | -         | -         | -         | 2          | -          | -          | -             |  |
| 32229                   | Other converted paper product mfg .....                        | (C)   | (D)               | (D)            | 1                              | -   | -         | -         | -         | -         | 1          | -          | -          | -             |  |
| 323                     | Printing & related support activities .....                    | 788   | 6 515             | 26 707         | 35                             | 11  | 10        | 6         | 4         | 2         | 1          | 1          | -          | -             |  |
| 3231                    | Printing & related support activities .....                    | 788   | 6 515             | 26 707         | 35                             | 11  | 10        | 6         | 4         | 2         | 1          | 1          | -          | -             |  |
| 32311                   | Printing .....   | 658   | 5 267             | 21 707         | 28                             | 9   | 9         | 4         | 3         | 1         | 1          | 1          | -          | -             |  |
| 323110                  | Commercial lithographic printing .....                         | 131   | 1 277             | 5 141          | 12                             | 6   | 3         | 2         | -         | 1         | -          | -          | -          | -             |  |
| 323113                  | Commercial screen printing .....                               | 323   | 2 329             | 9 292          | 4                              | -   | 1         | -         | 1         | -         | -          | 1          | -          | -             |  |
| 32312                   | Printing support activities .....                              | 130   | 1 248             | 5 000          | 7                              | -   | 1         | 2         | 1         | 1         | -          | -          | -          | -             |  |
| 325                     | Chemical mfg .....   | 399   | 4 765             | 19 181         | 11                             | 3   | 2         | 2         | 1         | 2         | 1          | -          | -          | -             |  |
| 3256                    | Soap, cleaners & toilet preparation mfg .....                  | (C)   | (D)               | (D)            | 5                              | 1   | 1         | 1         | 1         | -         | 1          | -          | -          | -             |  |
| 32561                   | Soap & cleaning compound mfg .....                             | (C)   | (D)               | (D)            | 4                              | 1   | 1         | -         | 1         | -         | 1          | -          | -          | -             |  |
| 326                     | Plastics & rubber products mfg .....                           | 894   | 8 264             | 38 129         | 14                             | 1   | 2         | 5         | 1         | 1         | 4          | -          | -          | -             |  |
| 3261                    | Plastics product mfg .....                                     | (F)   | (D)               | (D)            | 12                             | 1   | 2         | 3         | 1         | 1         | 4          | -          | -          | -             |  |
| 32611                   | Unsupported plastics film, sheet, & bag mfg ..                 | (E)   | (D)               | (D)            | 2                              | -   | -         | -         | 1         | -         | 1          | -          | -          | -             |  |
| 32615                   | Foam product (exc polystyrene) mfg .....                       | (C)   | (D)               | (D)            | 1                              | -   | -         | -         | -         | -         | 1          | -          | -          | -             |  |
| 32619                   | Other plastics product mfg .....                               | 418   | 3 827             | 16 913         | 8                              | 1   | 2         | 3         | -         | -         | 2          | -          | -          | -             |  |
| 327                     | Nonmetallic mineral product mfg .....                          | 407   | 3 354             | 14 822         | 18                             | 4   | -         | 8         | 5         | -         | 1          | -          | -          | -             |  |
| 3273                    | Cement & concrete product mfg .....                            | (C)   | (D)               | (D)            | 11                             | 1   | -         | 5         | 5         | -         | -          | -          | -          | -             |  |
| 32732                   | Ready-mix concrete mfg .....                                   | 217   | 1 254             | 6 344          | 9                              | -   | -         | 4         | 5         | -         | -          | -          | -          | -             |  |
| 327320                  | Ready-mix concrete mfg .....                                   | 217   | 1 254             | 6 344          | 9                              | -   | -         | 4         | 5         | -         | -          | -          | -          | -             |  |
| 3279                    | Other nonmetallic mineral product mfg .....                    | (C)   | (D)               | (D)            | 6                              | 2   | -         | 3         | -         | -         | 1          | -          | -          | -             |  |
| 32791                   | Abrasive product mfg .....                                     | (C)   | (D)               | (D)            | 1                              | -   | -         | -         | -         | -         | 1          | -          | -          | -             |  |
| 331                     | Primary metal mfg .....  | 216   | 1 636             | 7 458          | 6                              | 1   | -         | 1         | 3         | -         | 1          | -          | -          | -             |  |
| 3315                    | Foundries .....  | (C)   | (D)               | (D)            | 4                              | 1   | -         | 1         | 1         | -         | 1          | -          | -          | -             |  |
| 33151                   | Ferrous metal foundries .....                                  | (C)   | (D)               | (D)            | 3                              | -   | -         | 1         | 1         | -         | 1          | -          | -          | -             |  |
| 332                     | Fabricated metal product mfg .....                             | 725   | 7 056             | 29 920         | 39                             | 10  | 11        | 7         | 7         | 3         | 1          | -          | -          | -             |  |
| 3326                    | Spring & wire product mfg .....                                | (C)   | (D)               | (D)            | 3                              | 1   | -         | -         | 1         | -         | 1          | -          | -          | -             |  |
| 33261                   | Spring & wire product mfg .....                                | (C)   | (D)               | (D)            | 3                              | 1   | -         | -         | 1         | -         | 1          | -          | -          | -             |  |
| 3327                    | Mach shops, turn prod, screw, nut, bolt mfg ...                | 394   | 3 564             | 14 656         | 25                             | 8   | 8         | 3         | 4         | 2         | -          | -          | -          | -             |  |
| 33271                   | Machine shops .....  | 261   | 2 338             | 9 147          | 21                             | 8   | 8         | 1         | 3         | 1         | -          | -          | -          | -             |  |
| 332710                  | Machine shops .....  | 261   | 2 338             | 9 147          | 21                             | 8   | 8         | 1         | 3         | 1         | -          | -          | -          | -             |  |
| 33272                   | Turned product & screw, nut & bolt mfg .....                   | 133   | 1 226             | 5 509          | 4                              | -   | -         | 2         | 1         | 1         | -          | -          | -          | -             |  |
| 332721                  | Precision turned product mfg .....                             | 133   | 1 226             | 5 509          | 4                              | -   | -         | 2         | 1         | 1         | -          | -          | -          | -             |  |

See footnotes at end of table.

**Table 6. Counties—Employees, Payroll, and Establishments by Industry: 2003—Con.**

[Excludes most government employees, railroad employees, and self-employed persons. Size class 1 to 4 includes establishments with payroll, but no employees, during mid-March pay period. (D) denotes figures withheld to avoid disclosing data for individual companies; the data are included in broader industry totals. Detailed industries with 100 or more employees are shown if industry was not a (D). For explanation of terms, abbreviations, and data reliability/comparability, see introductory text]

| NAICS code                      | Industry   | Number of employees for week including March 12 | Payroll (\$1,000) |                | Total number of establishments | Number of establishments by employment-size class |           |           |           |          |            |            |            |               |
|---------------------------------|--|---|-------------------|----------------|--------------------------------|---|-----------|-----------|-----------|----------|------------|------------|------------|---------------|
|                                 |  |   | First quarter     | Annual         |                                | 1 to 4  | 5 to 9    | 10 to 19  | 20 to 49  | 50 to 99 | 100 to 249 | 250 to 499 | 500 to 999 | 1,000 or more |
| <b>ST. CHARLES—Con.</b>         |  |   |                   |                |                                |   |           |           |           |          |            |            |            |               |
| <b>31-33 Manufacturing—Con.</b> |  |   |                   |                |                                |   |           |           |           |          |            |            |            |               |
| 333                             | Machinery mfg .....  | 4 829   | 39 570            | 167 533        | 28                             | 7   | 6         | 2         | 6         | 3        | 2          | —          | —          | 2             |
| 3333                            | Commercial & service industry machinery mfg ..                                 | (C)   | (D)               | (D)            | 3                              | 1   | —         | 1         | —         | —        | 1          | —          | —          | —             |
| 33331                           | Commercial & service industry machinery mfg .....                              | (C)   | (D)               | (D)            | 3                              | 1   | —         | 1         | —         | —        | 1          | —          | —          | —             |
| 3334                            | HVAC & commercial refrigeration equipment mfg .....                            | (H)   | (D)               | (D)            | 2                              | —   | —         | —         | —         | —        | —          | —          | —          | 2             |
| 33341                           | HVAC & commercial refrigeration equipment mfg .....                            | (H)   | (D)               | (D)            | 2                              | —   | —         | —         | —         | —        | —          | —          | —          | 2             |
| 3335                            | Metalworking machinery mfg .....   | 356   | 4 367             | 17 561         | 12                             | 3   | 4         | 1         | 2         | 1        | 1          | —          | —          | —             |
| 33351                           | Metalworking machinery mfg .....   | 356   | 4 367             | 17 561         | 12                             | 3   | 4         | 1         | 2         | 1        | 1          | —          | —          | —             |
| 333511                          | Industrial mold mfg .....  | 153   | 2 497             | 9 430          | 4                              | —   | 1         | —         | 2         | 1        | —          | —          | —          | —             |
| 3339                            | Other general purpose machinery mfg .....                                      | 211   | 2 290             | 8 931          | 8                              | 2   | 2         | —         | 3         | 1        | —          | —          | —          | —             |
| 33392                           | Material handling equipment mfg .....  | (C)   | (D)               | (D)            | 5                              | 2   | 1         | —         | 1         | 1        | —          | —          | —          | —             |
| 334                             | Computer & electronic product mfg .....  | (G)   | (D)               | (D)            | 10                             | 3   | —         | 2         | 2         | 1        | 1          | —          | —          | 1             |
| 3344                            | Semiconductor & oth electronic component mfg .....                             | (G)   | (D)               | (D)            | 6                              | 2   | —         | 1         | 1         | 1        | —          | —          | —          | 1             |
| 33441                           | Semiconductor & oth electronic component mfg .....                             | (G)   | (D)               | (D)            | 6                              | 2   | —         | 1         | 1         | 1        | —          | —          | —          | 1             |
| 3345                            | Nav, measuring, medical, control instruments mfg .....                         | (C)   | (D)               | (D)            | 2                              | 1   | —         | —         | —         | —        | 1          | —          | —          | —             |
| 33451                           | Nav, measuring, medical, control instruments mfg .....                         | (C)   | (D)               | (D)            | 2                              | 1   | —         | —         | —         | —        | 1          | —          | —          | —             |
| 335                             | Electrical equip, appliance & component mfg .....                              | 205   | 2 211             | 8 466          | 9                              | 4   | —         | 2         | 2         | —        | 1          | —          | —          | —             |
| 3359                            | Other electrical equipment & component mfg ...                                 | 160   | 1 871             | 6 976          | 5                              | 2   | —         | 1         | 1         | —        | 1          | —          | —          | —             |
| 33599                           | All oth electrical equipment & component mfg .....                             | (C)   | (D)               | (D)            | 3                              | 2   | —         | —         | —         | —        | 1          | —          | —          | —             |
| 336                             | Transportation equipment mfg .....   | 3 824   | 65 775            | 248 461        | 15                             | 1   | 3         | —         | 2         | 3        | 4          | 1          | —          | 1             |
| 3361                            | Motor vehicle mfg .....  | (H)   | (D)               | (D)            | 1                              | —   | —         | —         | —         | —        | —          | —          | —          | 1             |
| 33611                           | Automobile & light duty motor vehicle mfg ....                                 | (H)   | (D)               | (D)            | 1                              | —   | —         | —         | —         | —        | —          | —          | —          | 1             |
| 3362                            | Motor vehicle body & trailer mfg .....   | (E)   | (D)               | (D)            | 4                              | —   | 1         | —         | 2         | —        | 1          | —          | —          | —             |
| 33621                           | Motor vehicle body & trailer mfg .....   | (E)   | (D)               | (D)            | 4                              | —   | 1         | —         | 2         | —        | 1          | —          | —          | —             |
| 3363                            | Motor vehicle parts mfg .....  | (F)   | (D)               | (D)            | 5                              | 1   | 1         | —         | —         | —        | 3          | —          | —          | —             |
| 33636                           | Motor vehicle seating & interior trim mfg .....                                | (C)   | (D)               | (D)            | 1                              | —   | —         | —         | —         | —        | 1          | —          | —          | —             |
| 33637                           | Motor vehicle metal stamping .....   | (C)   | (D)               | (D)            | 1                              | —   | —         | —         | —         | —        | 1          | —          | —          | —             |
| 33639                           | Other motor vehicle parts mfg .....  | (C)   | (D)               | (D)            | 1                              | —   | —         | —         | —         | —        | 1          | —          | —          | —             |
| 3364                            | Aerospace product & parts mfg .....  | 432   | 4 692             | 19 617         | 4                              | —   | —         | —         | —         | 3        | —          | 1          | —          | —             |
| 33641                           | Aerospace product & parts mfg .....  | 432   | 4 692             | 19 617         | 4                              | —   | —         | —         | —         | 3        | —          | 1          | —          | —             |
| 336413                          | Other aircraft part & auxiliary equipment mfg .....                            | 432   | 4 692             | 19 617         | 4                              | —   | —         | —         | —         | 3        | —          | 1          | —          | —             |
| 337                             | Furniture & related product mfg .....  | (C)   | (D)               | (D)            | 11                             | 3   | 4         | 2         | 1         | 1        | —          | —          | —          | —             |
| 3371                            | HH & institutional furniture & kitchen cabinet mfg .....                       | (C)   | (D)               | (D)            | 8                              | 3   | 3         | 1         | —         | 1        | —          | —          | —          | —             |
| 33711                           | Wood kitchen cabinet & countertop mfg .....                                    | 115   | 651               | 2 947          | 6                              | 2   | 2         | 1         | —         | 1        | —          | —          | —          | —             |
| 337110                          | Wood kitchen cabinet & countertop mfg ....                                     | 115   | 651               | 2 947          | 6                              | 2   | 2         | 1         | —         | 1        | —          | —          | —          | —             |
| 339                             | Miscellaneous mfg .....  | 872   | 5 718             | 24 245         | 31                             | 18  | 5         | 2         | 2         | —        | 3          | 1          | —          | —             |
| 3391                            | Medical equipment & supplies mfg .....   | 201   | 1 794             | 8 067          | 15                             | 9   | 3         | 1         | 1         | —        | 1          | —          | —          | —             |
| 33911                           | Medical equipment & supplies mfg .....   | 201   | 1 794             | 8 067          | 15                             | 9   | 3         | 1         | 1         | —        | 1          | —          | —          | —             |
| 3399                            | Other miscellaneous mfg .....  | 671   | 3 924             | 16 178         | 16                             | 9   | 2         | 1         | 1         | —        | 2          | 1          | —          | —             |
| 33992                           | Sporting & athletic goods mfg .....  | (E)   | (D)               | (D)            | 4                              | 2   | —         | 1         | —         | —        | 1          | —          | —          | —             |
| 33999                           | All other misc mfg .....   | (E)   | (D)               | (D)            | 6                              | 1   | 2         | —         | 1         | —        | 2          | —          | —          | —             |
| <b>42</b>                       | <b>Wholesale trade .....</b>   | <b>3 099</b>                                    | <b>33 979</b>     | <b>144 091</b> | <b>386</b>                     | <b>242</b>  | <b>67</b> | <b>47</b> | <b>19</b> | <b>9</b> | <b>1</b>   | <b>1</b>   | —          | —             |
| 423                             | Merchant Wholesalers, Durable Goods .....                                      | 1 589   | 17 709            | 71 214         | 209                            | 121   | 40        | 29        | 14        | 5        | —          | —          | —          | —             |
| 4231                            | Motor Vehicle and Motor Vehicle Parts and Supplies Merchant Wholesalers .....  | 298   | 2 672             | 11 035         | 29                             | 17  | 2         | 6         | 2         | 2        | —          | —          | —          | —             |
| 42311                           | Automobile and Other Motor Vehicle Merchant Wholesalers .....                  | 156   | 1 451             | 6 037          | 10                             | 4   | 1         | 3         | 1         | 1        | —          | —          | —          | —             |
| 423110                          | Automobile and Other Motor Vehicle Merchant Wholesalers .....                  | 156   | 1 451             | 6 037          | 10                             | 4   | 1         | 3         | 1         | 1        | —          | —          | —          | —             |
| 4233                            | Lumber and Other Construction Materials Merchant Wholesalers .....             | 162   | 1 447             | 6 783          | 14                             | 7   | 3         | 2         | 1         | 1        | —          | —          | —          | —             |
| 42331                           | Lumber, Plywood, Millwork, and Wood Panel Merchant Wholesalers .....           | 136   | 1 230             | 5 664          | 9                              | 5   | 1         | 1         | 1         | 1        | —          | —          | —          | —             |
| 423310                          | Lumber, Plywood, Millwork, and Wood Panel Merchant Wholesalers .....           | 136   | 1 230             | 5 664          | 9                              | 5   | 1         | 1         | 1         | 1        | —          | —          | —          | —             |
| 4234                            | Professional and Commercial Equipment and Supplies Merchant Wholesalers .....  | 110   | 1 158             | 5 587          | 18                             | 9   | 6         | 2         | 1         | —        | —          | —          | —          | —             |
| 4236                            | Electrical and Electronic Goods Merchant Wholesalers .....                     | 187   | 1 869             | 7 893          | 35                             | 21  | 8         | 5         | 1         | —        | —          | —          | —          | —             |
| 42369                           | Other Electronic Parts and Equipment Merchant Wholesalers .....                | 113   | 1 033             | 4 224          | 19                             | 12  | 4         | 2         | 1         | —        | —          | —          | —          | —             |
| 423690                          | Other Electronic Parts and Equipment Merchant Wholesalers .....                | 113   | 1 033             | 4 224          | 19                             | 12  | 4         | 2         | 1         | —        | —          | —          | —          | —             |
| 4237                            | Hardware, and Plumbing and Heating Equipment and Supplies Merchant Whole ..... | 180   | 3 579             | 12 104         | 20                             | 9   | 5         | 3         | 3         | —        | —          | —          | —          | —             |
| 4238                            | Machinery, Equipment, and Supplies Merchant Wholesalers .....                  | 400   | 4 186             | 17 015         | 50                             | 31  | 9         | 5         | 3         | 2        | —          | —          | —          | —             |
| 4239                            | Miscellaneous Durable Goods Merchant Wholesalers .....                         | 139   | 1 780             | 5 822          | 24                             | 15  | 4         | 3         | 2         | —        | —          | —          | —          | —             |

See footnotes at end of table.



**Table 6. Counties—Employees, Payroll, and Establishments by Industry: 2003—Con.**

[Excludes most government employees, railroad employees, and self-employed persons. Size class 1 to 4 includes establishments with payroll, but no employees, during mid-March pay period. (D) denotes figures withheld to avoid disclosing data for individual companies; the data are included in broader industry totals. Detailed industries with 100 or more employees are shown if industry was not a (D). For explanation of terms, abbreviations, and data reliability/comparability, see introductory text]

| NAICS code                     | Industry  | Number of employees for week including March 12 | Payroll (\$1,000) |                | Total number of establishments | Number of establishments by employment-size class |            |            |           |           |            |            |            |               |  |
|--------------------------------|---|---|-------------------|----------------|--------------------------------|---|------------|------------|-----------|-----------|------------|------------|------------|---------------|--|
|                                |   |   | First quarter     | Annual         |                                | 1 to 4  | 5 to 9     | 10 to 19   | 20 to 49  | 50 to 99  | 100 to 249 | 250 to 499 | 500 to 999 | 1,000 or more |  |
| <b>ST. CHARLES—Con.</b>        |   |   |                   |                |                                |   |            |            |           |           |            |            |            |               |  |
| <b>42 Wholesale trade—Con.</b> |   |   |                   |                |                                |   |            |            |           |           |            |            |            |               |  |
| 424                            | Merchant Wholesalers, Nondurable Goods .....                  | 1 282   | 13 696            | 60 872         | 95                             | 54  | 15         | 15         | 5         | 4         | 1          | 1          | —          | —             |  |
| 4241                           | Paper and Paper Product Merchant Wholesalers .....            | 179   | 2 049             | 9 404          | 11                             | 7   | 1          | 2          | —         | —         | 1          | —          | —          | —             |  |
| 42412                          | Stationery and Office Supplies Merchant Wholesalers .....     | (C)   | (D)               | (D)            | 9                              | 6   | 1          | 1          | —         | —         | 1          | —          | —          | —             |  |
| 4242                           | Drugs and Druggists' Sundries Merchant Wholesalers .....      | 107   | 965               | 4 160          | 6                              | 3   | 2          | —          | —         | 1         | —          | —          | —          | —             |  |
| 42421                          | Drugs and Druggists' Sundries Merchant Wholesalers .....      | 107   | 965               | 4 160          | 6                              | 3   | 2          | —          | —         | 1         | —          | —          | —          | —             |  |
| 424210                         | Drugs and Druggists' Sundries Merchant Wholesalers .....      | 107   | 965               | 4 160          | 6                              | 3   | 2          | —          | —         | 1         | —          | —          | —          | —             |  |
| 4244                           | Grocery and Related Product Wholesalers .....                 | 616   | 6 979             | 29 920         | 29                             | 14  | 5          | 4          | 4         | 1         | —          | 1          | —          | —             |  |
| 42441                          | General Line Grocery Merchant Wholesalers .....               | (E)   | (D)               | (D)            | 1                              | —   | —          | —          | —         | —         | —          | 1          | —          | —             |  |
| 42442                          | Packaged Frozen Food Merchant Wholesalers .....               | 113   | 1 056             | 4 794          | 6                              | 2   | 2          | —          | 1         | 1         | —          | —          | —          | —             |  |
| 424420                         | Packaged Frozen Food Merchant Wholesalers .....               | 113   | 1 056             | 4 794          | 6                              | 2   | 2          | —          | 1         | 1         | —          | —          | —          | —             |  |
| 42449                          | Other Grocery and Related Products Merchant Wholesalers ..... | 142   | 1 739             | 6 606          | 15                             | 8   | 3          | 2          | 2         | —         | —          | —          | —          | —             |  |
| 424490                         | Other Grocery and Related Products Merchant Wholesalers ..... | 142   | 1 739             | 6 606          | 15                             | 8   | 3          | 2          | 2         | —         | —          | —          | —          | —             |  |
| 4249                           | Miscellaneous Nondurable Goods Merchant Wholesalers .....     | 170   | 1 397             | 6 767          | 18                             | 9   | 4          | 3          | 1         | 1         | —          | —          | —          | —             |  |
| 425                            | Wholesale Electronic Markets and Agents and Brokers .....     | 228   | 2 574             | 12 005         | 82                             | 67  | 12         | 3          | —         | —         | —          | —          | —          | —             |  |
| 4251                           | Wholesale Electronic Markets and Agents and Brokers .....     | 228   | 2 574             | 12 005         | 82                             | 67  | 12         | 3          | —         | —         | —          | —          | —          | —             |  |
| 42512                          | Wholesale Trade Agents and Brokers .....                      | 228   | 2 574             | 12 005         | 82                             | 67  | 12         | 3          | —         | —         | —          | —          | —          | —             |  |
| 425120                         | Wholesale Trade Agents and Brokers .....                      | 228   | 2 574             | 12 005         | 82                             | 67  | 12         | 3          | —         | —         | —          | —          | —          | —             |  |
| <b>44-45</b>                   | <b>Retail trade .....</b>                                     | <b>16 857</b>                                   | <b>84 228</b>     | <b>357 687</b> | <b>1 001</b>                   | <b>384</b>  | <b>265</b> | <b>186</b> | <b>92</b> | <b>35</b> | <b>34</b>  | <b>5</b>   | —          | —             |  |
| 441                            | Motor vehicle & parts dealers .....                           | 2 008   | 17 902            | 81 494         | 130                            | 48  | 27         | 31         | 13        | 8         | 3          | —          | —          | —             |  |
| 4411                           | Automobile dealers .....                                      | 1 273   | 13 694            | 62 352         | 56                             | 30  | 5          | 4          | 6         | 8         | 3          | —          | —          | —             |  |
| 44111                          | New car dealers .....   | 1 112   | 12 485            | 56 975         | 23                             | 6   | 1          | 1          | 4         | 8         | 3          | —          | —          | —             |  |
| 441110                         | New car dealers .....   | 1 112   | 12 485            | 56 975         | 23                             | 6   | 1          | 1          | 4         | 8         | 3          | —          | —          | —             |  |
| 44112                          | Used car dealers .....  | 161   | 1 209             | 5 377          | 33                             | 24  | 4          | 3          | 2         | —         | —          | —          | —          | —             |  |
| 441120                         | Used car dealers .....  | 161   | 1 209             | 5 377          | 33                             | 24  | 4          | 3          | 2         | —         | —          | —          | —          | —             |  |
| 4412                           | Other motor vehicle dealers .....                             | 161   | 941               | 5 125          | 18                             | 7   | 3          | 6          | 2         | —         | —          | —          | —          | —             |  |
| 44122                          | Motorcycle & boat & other MV dealers .....                    | (C)   | (D)               | (D)            | 16                             | 7   | 3          | 5          | 1         | —         | —          | —          | —          | —             |  |
| 4413                           | Automotive parts, accessories & tire stores .....             | 574   | 3 267             | 14 017         | 56                             | 11  | 19         | 21         | 5         | —         | —          | —          | —          | —             |  |
| 44131                          | Automotive parts, accessories & tire stores .....             | 316   | 1 297             | 5 345          | 30                             | 8   | 10         | 8          | 4         | —         | —          | —          | —          | —             |  |
| 441310                         | Automotive parts, accessories & tire stores .....             | 316   | 1 297             | 5 345          | 30                             | 8   | 10         | 8          | 4         | —         | —          | —          | —          | —             |  |
| 44132                          | Tire dealers .....  | 258   | 1 970             | 8 672          | 26                             | 3   | 9          | 13         | 1         | —         | —          | —          | —          | —             |  |
| 441320                         | Tire dealers .....  | 258   | 1 970             | 8 672          | 26                             | 3   | 9          | 13         | 1         | —         | —          | —          | —          | —             |  |
| 442                            | Furniture & home furnishing stores .....                      | 696   | 4 376             | 18 304         | 67                             | 32  | 12         | 13         | 7         | 3         | —          | —          | —          | —             |  |
| 4421                           | Furniture stores .....  | 306   | 2 084             | 8 538          | 22                             | 8   | 2          | 6          | 5         | 1         | —          | —          | —          | —             |  |
| 44211                          | Furniture stores .....  | 306   | 2 084             | 8 538          | 22                             | 8   | 2          | 6          | 5         | 1         | —          | —          | —          | —             |  |
| 442110                         | Furniture stores .....  | 306   | 2 084             | 8 538          | 22                             | 8   | 2          | 6          | 5         | 1         | —          | —          | —          | —             |  |
| 4422                           | Home furnishings stores .....                                 | 390   | 2 292             | 9 766          | 45                             | 24  | 10         | 7          | 2         | 2         | —          | —          | —          | —             |  |
| 44221                          | Floor covering stores .....                                   | 138   | 1 033             | 4 680          | 23                             | 11  | 7          | 5          | —         | —         | —          | —          | —          | —             |  |
| 442210                         | Floor covering stores .....                                   | 138   | 1 033             | 4 680          | 23                             | 11  | 7          | 5          | —         | —         | —          | —          | —          | —             |  |
| 44229                          | Other home furnishings stores .....                           | 252   | 1 259             | 5 086          | 22                             | 13  | 3          | 2          | 2         | 2         | —          | —          | —          | —             |  |
| 442299                         | All other home furnishings stores .....                       | 246   | 1 242             | 5 008          | 18                             | 9   | 3          | 2          | 2         | 2         | —          | —          | —          | —             |  |
| 443                            | Electronics & appliance stores .....                          | 586   | 3 225             | 14 319         | 49                             | 21  | 20         | 3          | 1         | 3         | 1          | —          | —          | —             |  |
| 4431                           | Electronics & appliance stores .....                          | 586   | 3 225             | 14 319         | 49                             | 21  | 20         | 3          | 1         | 3         | 1          | —          | —          | —             |  |
| 44311                          | Appliance, TV & all other electronics stores .....            | (E)   | (D)               | (D)            | 34                             | 17  | 11         | 2          | 1         | 2         | 1          | —          | —          | —             |  |
| 443112                         | Radio, television & other electronics stores .....            | 368   | 1 744             | 7 107          | 27                             | 14  | 9          | —          | 1         | 2         | 1          | —          | —          | —             |  |
| 44312                          | Computer & software stores .....                              | 164   | 1 172             | 5 890          | 14                             | 4   | 8          | 1          | —         | 1         | —          | —          | —          | —             |  |
| 443120                         | Computer & software stores .....                              | 164   | 1 172             | 5 890          | 14                             | 4   | 8          | 1          | —         | 1         | —          | —          | —          | —             |  |
| 444                            | Bldg material & garden equip & supp dealers .....             | 1 745   | 10 282            | 44 853         | 94                             | 35  | 22         | 15         | 12        | 4         | 6          | —          | —          | —             |  |
| 4441                           | Building material & supplies dealers .....                    | 1 569   | 9 349             | 40 471         | 74                             | 28  | 17         | 9          | 10        | 4         | 6          | —          | —          | —             |  |
| 44411                          | Home centers .....  | 808   | 4 150             | 16 242         | 10                             | 1   | 1          | —          | 2         | —         | 6          | —          | —          | —             |  |
| 444110                         | Home centers .....  | 808   | 4 150             | 16 242         | 10                             | 1   | 1          | —          | 2         | —         | 6          | —          | —          | —             |  |
| 44413                          | Hardware stores .....   | 212   | 919               | 4 123          | 13                             | 4   | 1          | 3          | 4         | 1         | —          | —          | —          | —             |  |
| 444130                         | Hardware stores .....   | 212   | 919               | 4 123          | 13                             | 4   | 1          | 3          | 4         | 1         | —          | —          | —          | —             |  |
| 44419                          | Other building material dealers .....                         | 501   | 3 965             | 18 841         | 42                             | 20  | 9          | 6          | 4         | 3         | —          | —          | —          | —             |  |
| 444190                         | Other building material dealers .....                         | 501   | 3 965             | 18 841         | 42                             | 20  | 9          | 6          | 4         | 3         | —          | —          | —          | —             |  |
| 4442                           | Lawn & garden equip & supplies stores .....                   | 176   | 933               | 4 382          | 20                             | 7   | 5          | 6          | 2         | —         | —          | —          | —          | —             |  |
| 44422                          | Nursery & garden centers .....                                | 130   | 700               | 3 471          | 16                             | 7   | 3          | 4          | 2         | —         | —          | —          | —          | —             |  |
| 444220                         | Nursery & garden centers .....                                | 130   | 700               | 3 471          | 16                             | 7   | 3          | 4          | 2         | —         | —          | —          | —          | —             |  |
| 445                            | Food & beverage stores .....                                  | 2 523   | 12 303            | 50 032         | 85                             | 37  | 19         | 8          | 7         | 1         | 13         | —          | —          | —             |  |
| 4451                           | Grocery stores .....  | 2 293   | 11 441            | 45 782         | 42                             | 11  | 9          | 2          | 6         | 1         | 13         | —          | —          | —             |  |
| 44511                          | Grocery (except convenience) stores .....                     | 2 178   | 10 972            | 43 382         | 34                             | 11  | 4          | —          | 5         | 1         | 13         | —          | —          | —             |  |
| 445110                         | Grocery (except convenience) stores .....                     | 2 178   | 10 972            | 43 382         | 34                             | 11  | 4          | —          | 5         | 1         | 13         | —          | —          | —             |  |
| 44512                          | Convenience stores .....                                      | 115   | 469               | 2 400          | 8                              | —   | 5          | 2          | 1         | —         | —          | —          | —          | —             |  |
| 445120                         | Convenience stores .....                                      | 115   | 469               | 2 400          | 8                              | —   | 5          | 2          | 1         | —         | —          | —          | —          | —             |  |
| 4452                           | Specialty food stores .....                                   | 153   | 581               | 2 901          | 29                             | 15  | 8          | 6          | —         | —         | —          | —          | —          | —             |  |
| 44529                          | Other specialty food stores .....                             | 105   | 441               | 2 058          | 20                             | 11  | 4          | 5          | —         | —         | —          | —          | —          | —             |  |
| 446                            | Health & personal care stores .....                           | 942   | 4 654             | 20 036         | 63                             | 21  | 15         | 9          | 14        | 4         | —          | —          | —          | —             |  |
| 4461                           | Health & personal care stores .....                           | 942   | 4 654             | 20 036         | 63                             | 21  | 15         | 9          | 14        | 4         | —          | —          | —          | —             |  |
| 44611                          | Pharmacies & drug stores .....                                | 710   | 3 565             | 15 317         | 27                             | 3   | 3          | 5          | 12        | 4         | —          | —          | —          | —             |  |
| 446110                         | Pharmacies & drug stores .....                                | 710   | 3 565             | 15 317         | 27                             | 3   | 3          | 5          | 12        | 4         | —          | —          | —          | —             |  |
| 44613                          | Optical goods stores .....                                    | 100   | 674               | 2 511          | 14                             | 4   | 7          | 2          | 1         | —         | —          | —          | —          | —             |  |
| 446130                         | Optical goods stores .....                                    | 100   | 674               | 2 511          | 14                             | 4   | 7          | 2          | 1         | —         | —          | —          | —          | —             |  |

See footnotes at end of table.

**Table 6. Counties—Employees, Payroll, and Establishments by Industry: 2003—Con.**

[Excludes most government employees, railroad employees, and self-employed persons. Size class 1 to 4 includes establishments with payroll, but no employees, during mid-March pay period. (D) denotes figures withheld to avoid disclosing data for individual companies; the data are included in broader industry totals. Detailed industries with 100 or more employees are shown if industry was not a (D). For explanation of terms, abbreviations, and data reliability/comparability, see introductory text]

| NAICS code                     | Industry  | Number of employees for week including March 12 | Payroll (\$1,000) |                | Total number of establishments | Number of establishments by employment-size class |           |           |           |          |            |            |            |               |
|--------------------------------|---|---|-------------------|----------------|--------------------------------|---|-----------|-----------|-----------|----------|------------|------------|------------|---------------|
|                                |   |   | First quarter     | Annual         |                                | 1 to 4  | 5 to 9    | 10 to 19  | 20 to 49  | 50 to 99 | 100 to 249 | 250 to 499 | 500 to 999 | 1,000 or more |
| <b>ST. CHARLES—Con.</b>        |   |   |                   |                |                                |   |           |           |           |          |            |            |            |               |
| <b>44-45 Retail trade—Con.</b> |   |   |                   |                |                                |   |           |           |           |          |            |            |            |               |
| 447                            | Gasoline stations .....                                     | 1 102   | 4 045             | 17 171         | 105                            | 22  | 43        | 30        | 7         | 3        | —          | —          | —          | —             |
| 4471                           | Gasoline stations .....                                     | 1 102   | 4 045             | 17 171         | 105                            | 22  | 43        | 30        | 7         | 3        | —          | —          | —          | —             |
| 44711                          | Gasoline stations with convenience stores .....             | 965   | 3 381             | 14 150         | 93                             | 17  | 39        | 28        | 7         | 2        | —          | —          | —          | —             |
| 447110                         | Gasoline stations with convenience stores .....             | 965   | 3 381             | 14 150         | 93                             | 17  | 39        | 28        | 7         | 2        | —          | —          | —          | —             |
| 44719                          | Other gasoline stations .....                               | 137   | 664               | 3 021          | 12                             | 5   | 4         | 2         | —         | 1        | —          | —          | —          | —             |
| 447190                         | Other gasoline stations .....                               | 137   | 664               | 3 021          | 12                             | 5   | 4         | 2         | —         | 1        | —          | —          | —          | —             |
| 448                            | Clothing & clothing accessories stores .....                | 1 365   | 4 343             | 17 513         | 125                            | 44  | 40        | 29        | 9         | 2        | 1          | —          | —          | —             |
| 4481                           | Clothing stores .....                                       | 1 048   | 3 060             | 11 773         | 70                             | 17  | 23        | 20        | 7         | 2        | 1          | —          | —          | —             |
| 44812                          | Women's clothing stores .....                               | 196   | 543               | 2 103          | 24                             | 7   | 7         | 10        | —         | —        | —          | —          | —          | —             |
| 448120                         | Women's clothing stores .....                               | 196   | 543               | 2 103          | 24                             | 7   | 7         | 10        | —         | —        | —          | —          | —          | —             |
| 44814                          | Family clothing stores .....                                | 546   | 1 597             | 6 181          | 17                             | 2   | 6         | 4         | 2         | 2        | 1          | —          | —          | —             |
| 448140                         | Family clothing stores .....                                | 546   | 1 597             | 6 181          | 17                             | 2   | 6         | 4         | 2         | 2        | 1          | —          | —          | —             |
| 44819                          | Other clothing stores .....                                 | 159   | 532               | 1 885          | 13                             | 4   | 5         | —         | 4         | —        | —          | —          | —          | —             |
| 448190                         | Other clothing stores .....                                 | 159   | 532               | 1 885          | 13                             | 4   | 5         | —         | 4         | —        | —          | —          | —          | —             |
| 4482                           | Shoe stores .....   | 174   | 487               | 2 374          | 25                             | 11  | 8         | 4         | 2         | —        | —          | —          | —          | —             |
| 44821                          | Shoe stores .....   | 174   | 487               | 2 374          | 25                             | 11  | 8         | 4         | 2         | —        | —          | —          | —          | —             |
| 448210                         | Shoe stores .....   | 174   | 487               | 2 374          | 25                             | 11  | 8         | 4         | 2         | —        | —          | —          | —          | —             |
| 4483                           | Jewelry, luggage & leather goods stores .....               | 143   | 796               | 3 366          | 30                             | 16  | 9         | 5         | —         | —        | —          | —          | —          | —             |
| 44831                          | Jewelry stores .....  | (C)   | (D)               | (D)            | 29                             | 16  | 8         | 5         | —         | —        | —          | —          | —          | —             |
| 451                            | Sporting goods, hobby, book & music stores .....            | 979   | 3 011             | 12 747         | 68                             | 24  | 19        | 13        | 10        | 1        | 1          | —          | —          | —             |
| 4511                           | Sporting goods, hobby, musical instrument stores .....      | 791   | 2 553             | 10 833         | 55                             | 21  | 15        | 10        | 8         | —        | 1          | —          | —          | —             |
| 45111                          | Sporting goods stores .....                                 | 452   | 1 671             | 6 980          | 31                             | 14  | 9         | 6         | 1         | —        | 1          | —          | —          | —             |
| 451110                         | Sporting goods stores .....                                 | 452   | 1 671             | 6 980          | 31                             | 14  | 9         | 6         | 1         | —        | 1          | —          | —          | —             |
| 45112                          | Hobby, toy & game stores .....                              | 200   | 558               | 2 575          | 12                             | 3   | 4         | 1         | 4         | —        | —          | —          | —          | —             |
| 451120                         | Hobby, toy & game stores .....                              | 200   | 558               | 2 575          | 12                             | 3   | 4         | 1         | 4         | —        | —          | —          | —          | —             |
| 4512                           | Book, periodical & music stores .....                       | 188   | 458               | 1 914          | 13                             | 3   | 4         | 3         | 2         | 1        | —          | —          | —          | —             |
| 45121                          | Book stores & news dealers .....                            | 134   | 336               | 1 378          | 8                              | 3   | 2         | —         | 2         | 1        | —          | —          | —          | —             |
| 452                            | General merchandise stores .....                            | 3 488   | 14 073            | 58 329         | 32                             | 4   | 7         | 1         | 4         | 2        | 9          | 5          | —          | —             |
| 4521                           | Department stores .....                                     | 2 948   | 11 493            | 47 415         | 15                             | 1   | —         | —         | —         | 2        | 7          | 5          | —          | —             |
| 45211                          | Department stores .....                                     | 2 948   | 11 493            | 47 415         | 15                             | 1   | —         | —         | —         | 2        | 7          | 5          | —          | —             |
| 452111                         | Department Stores (except Discount Department Stores) ..... | 641   | 2 272             | 9 020          | 4                              | 1   | —         | —         | —         | —        | 2          | 1          | —          | —             |
| 452112                         | Discount Department Stores .....                            | 2 307   | 9 221             | 38 395         | 11                             | —   | —         | —         | —         | 2        | 5          | 4          | —          | —             |
| 4529                           | Other general merchandise stores .....                      | 540   | 2 580             | 10 914         | 17                             | 3   | 7         | 1         | 4         | —        | 2          | —          | —          | —             |
| 45291                          | Warehouse clubs & superstores .....                         | (E)   | (D)               | (D)            | 2                              | —   | —         | —         | —         | —        | 2          | —          | —          | —             |
| 45299                          | All other general merchandise stores .....                  | (C)   | (D)               | (D)            | 15                             | 3   | 7         | 1         | 4         | —        | —          | —          | —          | —             |
| 453                            | Miscellaneous store retailers .....                         | 1 144   | 3 972             | 16 179         | 144                            | 72  | 34        | 28        | 7         | 3        | —          | —          | —          | —             |
| 4532                           | Office supplies, stationery & gift stores .....             | 420   | 1 176             | 4 742          | 55                             | 24  | 13        | 14        | 4         | —        | —          | —          | —          | —             |
| 45321                          | Office supplies & stationery stores .....                   | 139   | 601               | 2 188          | 9                              | 2   | 3         | —         | 4         | —        | —          | —          | —          | —             |
| 453210                         | Office supplies & stationery stores .....                   | 139   | 601               | 2 188          | 9                              | 2   | 3         | —         | 4         | —        | —          | —          | —          | —             |
| 45322                          | Gift, novelty & souvenir stores .....                       | 281   | 575               | 2 554          | 46                             | 22  | 10        | 14        | —         | —        | —          | —          | —          | —             |
| 453220                         | Gift, novelty & souvenir stores .....                       | 281   | 575               | 2 554          | 46                             | 22  | 10        | 14        | —         | —        | —          | —          | —          | —             |
| 4539                           | Other miscellaneous store retailers .....                   | 560   | 2 321             | 9 308          | 61                             | 33  | 13        | 9         | 3         | 3        | —          | —          | —          | —             |
| 45391                          | Pet & pet supplies stores .....                             | 186   | 401               | 1 862          | 12                             | 6   | 1         | 2         | 2         | 1        | —          | —          | —          | —             |
| 453910                         | Pet & pet supplies stores .....                             | 186   | 401               | 1 862          | 12                             | 6   | 1         | 2         | 2         | 1        | —          | —          | —          | —             |
| 45399                          | All other miscellaneous store retailers .....               | 293   | 1 352             | 5 029          | 37                             | 19  | 10        | 6         | —         | 2        | —          | —          | —          | —             |
| 453998                         | All other misc store retailers (exc tobacco) .....          | 214   | 1 073             | 3 841          | 28                             | 18  | 5         | 3         | —         | 2        | —          | —          | —          | —             |
| 454                            | Nonstore retailers .....                                    | 279   | 2 042             | 6 710          | 39                             | 24  | 7         | 6         | 1         | 1        | —          | —          | —          | —             |
| 4543                           | Direct selling establishments .....                         | 175   | 1 643             | 4 793          | 21                             | 12  | 5         | 3         | —         | 1        | —          | —          | —          | —             |
| 45439                          | Other direct selling establishments .....                   | 127   | 1 281             | 3 386          | 16                             | 10  | 4         | 1         | —         | 1        | —          | —          | —          | —             |
| 454390                         | Other direct selling establishments .....                   | 127   | 1 281             | 3 386          | 16                             | 10  | 4         | 1         | —         | 1        | —          | —          | —          | —             |
| <b>48-49</b>                   | <b>Transportation &amp; warehousing .....</b>               | <b>2 053</b>                                    | <b>17 043</b>     | <b>75 298</b>  | <b>190</b>                     | <b>126</b>  | <b>28</b> | <b>17</b> | <b>9</b>  | <b>6</b> | <b>3</b>   | <b>1</b>   | <b>—</b>   | <b>—</b>      |
| 484                            | Truck transportation .....                                  | 1 331   | 10 781            | 48 092         | 115                            | 75  | 19        | 12        | 3         | 3        | 2          | 1          | —          | —             |
| 4841                           | General freight trucking .....                              | 901   | 7 695             | 32 545         | 60                             | 36  | 12        | 5         | 3         | 2        | 1          | 1          | —          | —             |
| 48411                          | General freight trucking, local .....                       | 117   | 822               | 3 654          | 25                             | 16  | 6         | 2         | 1         | —        | —          | —          | —          | —             |
| 484110                         | General freight trucking, local .....                       | 117   | 822               | 3 654          | 25                             | 16  | 6         | 2         | 1         | —        | —          | —          | —          | —             |
| 48412                          | General freight trucking, long-distance .....               | 784   | 6 873             | 28 891         | 35                             | 20  | 6         | 3         | 2         | 2        | 1          | 1          | —          | —             |
| 4842                           | Specialized freight trucking .....                          | 430   | 3 086             | 15 547         | 55                             | 39  | 7         | 7         | —         | 1        | 1          | —          | —          | —             |
| 48422                          | Specialized freight (exc used) trucking, local .....        | 372   | 2 750             | 13 943         | 39                             | 27  | 4         | 6         | —         | 1        | 1          | —          | —          | —             |
| 484220                         | Specialized freight (exc used) trucking, local .....        | 372   | 2 750             | 13 943         | 39                             | 27  | 4         | 6         | —         | 1        | 1          | —          | —          | —             |
| 485                            | Transit & ground passenger transportation .....             | 110   | 859               | 4 480          | 14                             | 10  | 3         | —         | —         | 1        | —          | —          | —          | —             |
| 488                            | Transportation support activities .....                     | 212   | 1 755             | 7 034          | 33                             | 23  | 4         | 3         | 3         | —        | —          | —          | —          | —             |
| 493                            | Warehousing & storage .....                                 | 372   | 3 504             | 14 628         | 13                             | 4   | 1         | 2         | 3         | 2        | 1          | —          | —          | —             |
| 4931                           | Warehousing & storage .....                                 | 372   | 3 504             | 14 628         | 13                             | 4   | 1         | 2         | 3         | 2        | 1          | —          | —          | —             |
| 49311                          | General warehousing & storage .....                         | 179   | 1 555             | 6 321          | 9                              | 4   | —         | 1         | 3         | 1        | —          | —          | —          | —             |
| 493110                         | General warehousing & storage .....                         | 179   | 1 555             | 6 321          | 9                              | 4   | —         | 1         | 3         | 1        | —          | —          | —          | —             |
| 49312                          | Refrigerated warehousing & storage .....                    | (C)   | (D)               | (D)            | 1                              | —   | —         | —         | —         | —        | 1          | —          | —          | —             |
| <b>51</b>                      | <b>Information .....</b>                                    | <b>3 754</b>                                    | <b>35 935</b>     | <b>142 462</b> | <b>113</b>                     | <b>65</b>   | <b>17</b> | <b>10</b> | <b>12</b> | <b>4</b> | <b>2</b>   | <b>1</b>   | <b>1</b>   | <b>1</b>      |
| 511                            | Publishing industries .....                                 | 222   | 2 398             | 9 713          | 22                             | 10  | 6         | 2         | 4         | —        | —          | —          | —          | —             |
| 5112                           | Software publishers .....                                   | 132   | 1 869             | 7 451          | 8                              | 4   | 1         | —         | 3         | —        | —          | —          | —          | —             |
| 51121                          | Software publishers .....                                   | 132   | 1 869             | 7 451          | 8                              | 4   | 1         | —         | 3         | —        | —          | —          | —          | —             |
| 511210                         | Software publishers .....                                   | 132   | 1 869             | 7 451          | 8                              | 4   | 1         | —         | 3         | —        | —          | —          | —          | —             |
| 512                            | Motion picture & sound recording industries .....           | 146   | 500               | 1 922          | 11                             | 8   | —         | —         | 2         | 1        | —          | —          | —          | —             |
| 5121                           | Motion picture & video industries .....                     | 146   | 500               | 1 922          | 11                             | 8   | —         | —         | 2         | 1        | —          | —          | —          | —             |
| 51213                          | Motion picture & video exhibition .....                     | (C)   | (D)               | (D)            | 3                              | —   | —         | —         | 2         | 1        | —          | —          | —          | —             |
| 517                            | Telecommunications .....                                    | 2 972   | 29 707            | 118 470        | 53                             | 31  | 8         | 6         | 3         | 1        | 1          | 1          | 1          | 1             |
| 5171                           | Wired Telecommunications Carriers .....                     | 2 863   | 28 453            | 113 351        | 31                             | 18  | 2         | 4         | 2         | 1        | 1          | 1          | 1          | 1             |
| 51711                          | Wired Telecommunications Carriers .....                     | 2 863   | 28 453            | 113 351        | 31                             | 18  | 2         | 4         | 2         | 1        | 1          | 1          | 1          | 1             |
| 517110                         | Wired Telecommunications Carriers .....                     | 2 863   | 28 453            | 113 351        | 31                             | 18  | 2         | 4         | 2         | 1        | 1          | 1          | 1          | 1             |

See footnotes at end of table.

**Table 6. Counties—Employees, Payroll, and Establishments by Industry: 2003—Con.**

[Excludes most government employees, railroad employees, and self-employed persons. Size class 1 to 4 includes establishments with payroll, but no employees, during mid-March pay period. (D) denotes figures withheld to avoid disclosing data for individual companies; the data are included in broader industry totals. Detailed industries with 100 or more employees are shown if industry was not a (D). For explanation of terms, abbreviations, and data reliability/comparability, see introductory text]

| NAICS code                 | Industry   | Number of employees for week including March 12 | Payroll (\$1,000) |                | Total number of establishments | Number of establishments by employment-size class |           |           |           |          |            |            |            |               |  |  |  |  |  |  |  |  |  |  |  |  |
|----------------------------|--|---|-------------------|----------------|--------------------------------|---|-----------|-----------|-----------|----------|------------|------------|------------|---------------|--|--|--|--|--|--|--|--|--|--|--|--|
|                            |  |   | First quarter     | Annual         |                                | 1 to 4  | 5 to 9    | 10 to 19  | 20 to 49  | 50 to 99 | 100 to 249 | 250 to 499 | 500 to 999 | 1,000 or more |  |  |  |  |  |  |  |  |  |  |  |  |
| <b>ST. CHARLES—Con.</b>    |  |   |                   |                |                                |   |           |           |           |          |            |            |            |               |  |  |  |  |  |  |  |  |  |  |  |  |
| <b>51 Information—Con.</b> |  |   |                   |                |                                |   |           |           |           |          |            |            |            |               |  |  |  |  |  |  |  |  |  |  |  |  |
| 518                        | Internet Service Providers, Web Search Portals, and Data Processing Serv ..... | 397   | 3 241             | 12 032         | 23                             | 13  | 3         | 1         | 3         | 2        | 1          | —          | —          | —             |  |  |  |  |  |  |  |  |  |  |  |  |
| 5182                       | Data Processing, Hosting, and Related Services .....                           | 382   | 3 141             | 11 599         | 17                             | 9   | 1         | 1         | 3         | 2        | 1          | —          | —          | —             |  |  |  |  |  |  |  |  |  |  |  |  |
| 51821                      | Data Processing, Hosting, and Related Services .....                           | 382   | 3 141             | 11 599         | 17                             | 9   | 1         | 1         | 3         | 2        | 1          | —          | —          | —             |  |  |  |  |  |  |  |  |  |  |  |  |
| 518210                     | Data Processing, Hosting, and Related Services .....                           | 382   | 3 141             | 11 599         | 17                             | 9   | 1         | 1         | 3         | 2        | 1          | —          | —          | —             |  |  |  |  |  |  |  |  |  |  |  |  |
| <b>52</b>                  | <b>Finance &amp; insurance .....</b>   | <b>5 655</b>                                    | <b>110 757</b>    | <b>338 144</b> | <b>483</b>                     | <b>309</b>  | <b>80</b> | <b>63</b> | <b>26</b> | <b>2</b> | <b>1</b>   | <b>—</b>   | <b>1</b>   | <b>1</b>      |  |  |  |  |  |  |  |  |  |  |  |  |
| 522                        | Credit intermediation & related activities .....                               | 4 719   | 101 582           | 299 250        | 190                            | 71  | 43        | 53        | 18        | 2        | 1          | —          | 1          | 1             |  |  |  |  |  |  |  |  |  |  |  |  |
| 5221                       | Depository credit intermediation .....   | 935   | 7 667             | 30 504         | 78                             | 9   | 26        | 34        | 8         | 1        | —          | —          | —          | —             |  |  |  |  |  |  |  |  |  |  |  |  |
| 52211                      | Commercial banking .....   | 744   | 6 257             | 25 246         | 64                             | 5   | 23        | 30        | 5         | 1        | —          | —          | —          | —             |  |  |  |  |  |  |  |  |  |  |  |  |
| 522110                     | Commercial banking .....   | 744   | 6 257             | 25 246         | 64                             | 5   | 23        | 30        | 5         | 1        | —          | —          | —          | —             |  |  |  |  |  |  |  |  |  |  |  |  |
| 52213                      | Credit unions .....  | 120   | 732               | 3 033          | 8                              | 2   | 2         | 2         | 2         | —        | —          | —          | —          | —             |  |  |  |  |  |  |  |  |  |  |  |  |
| 522130                     | Credit unions .....  | 120   | 732               | 3 033          | 8                              | 2   | 2         | 2         | 2         | —        | —          | —          | —          | —             |  |  |  |  |  |  |  |  |  |  |  |  |
| 5222                       | Nondepository credit intermediation .....                                      | 944   | 7 324             | 32 029         | 56                             | 32  | 10        | 9         | 3         | 1        | —          | —          | 1          | —             |  |  |  |  |  |  |  |  |  |  |  |  |
| 52229                      | Other nondepository credit intermediation .....                                | 919   | 7 062             | 30 991         | 49                             | 27  | 9         | 8         | 3         | 1        | —          | —          | 1          | —             |  |  |  |  |  |  |  |  |  |  |  |  |
| 522292                     | Real estate credit .....   | 841   | 6 487             | 28 442         | 27                             | 10  | 4         | 8         | 3         | 1        | —          | —          | 1          | —             |  |  |  |  |  |  |  |  |  |  |  |  |
| 5223                       | Activities related to credit intermediation .....                              | 2 840   | 86 591            | 236 717        | 56                             | 30  | 7         | 10        | 7         | —        | 1          | —          | —          | 1             |  |  |  |  |  |  |  |  |  |  |  |  |
| 52231                      | Mortgage & nonmortgage brokers .....   | (E)   | (D)               | (D)            | 46                             | 26  | 5         | 8         | 7         | —        | —          | —          | —          | —             |  |  |  |  |  |  |  |  |  |  |  |  |
| 52232                      | Financial clearinghouse & reserve activities ..                                | (G)   | (D)               | (D)            | 2                              | —   | —         | —         | —         | —        | 1          | —          | —          | 1             |  |  |  |  |  |  |  |  |  |  |  |  |
| 523                        | Security, commodity contracts & like activity .....                            | 274   | 3 617             | 16 241         | 115                            | 103   | 7         | 2         | 3         | —        | —          | —          | —          | —             |  |  |  |  |  |  |  |  |  |  |  |  |
| 5231                       | Scrtcy & comdty contracts intermed & brokerage ..                              | 192   | 3 025             | 13 216         | 95                             | 89  | 3         | 1         | 2         | —        | —          | —          | —          | —             |  |  |  |  |  |  |  |  |  |  |  |  |
| 52312                      | Securities brokerage .....   | 179   | 2 887             | 12 569         | 92                             | 87  | 2         | 1         | 2         | —        | —          | —          | —          | —             |  |  |  |  |  |  |  |  |  |  |  |  |
| 523120                     | Securities brokerage .....   | 179   | 2 887             | 12 569         | 92                             | 87  | 2         | 1         | 2         | —        | —          | —          | —          | —             |  |  |  |  |  |  |  |  |  |  |  |  |
| 524                        | Insurance carriers & related activities .....                                  | 662   | 5 558             | 22 653         | 178                            | 135   | 30        | 8         | 5         | —        | —          | —          | —          | —             |  |  |  |  |  |  |  |  |  |  |  |  |
| 5241                       | Insurance carriers .....   | 165   | 1 552             | 6 377          | 27                             | 17  | 5         | 3         | 2         | —        | —          | —          | —          | —             |  |  |  |  |  |  |  |  |  |  |  |  |
| 5242                       | Agencies & other insurance related activities ...                              | 497   | 4 006             | 16 276         | 151                            | 118   | 25        | 5         | 3         | —        | —          | —          | —          | —             |  |  |  |  |  |  |  |  |  |  |  |  |
| 52421                      | Insurance agencies & brokerages .....  | 417   | 3 136             | 13 157         | 139                            | 109   | 24        | 5         | 1         | —        | —          | —          | —          | —             |  |  |  |  |  |  |  |  |  |  |  |  |
| 524210                     | Insurance agencies & brokerages .....  | 417   | 3 136             | 13 157         | 139                            | 109   | 24        | 5         | 1         | —        | —          | —          | —          | —             |  |  |  |  |  |  |  |  |  |  |  |  |
| <b>53</b>                  | <b>Real estate &amp; rental &amp; leasing .....</b>                            | <b>1 566</b>                                    | <b>10 495</b>     | <b>44 864</b>  | <b>285</b>                     | <b>202</b>  | <b>44</b> | <b>31</b> | <b>5</b>  | <b>1</b> | <b>2</b>   | <b>—</b>   | <b>—</b>   | <b>—</b>      |  |  |  |  |  |  |  |  |  |  |  |  |
| 531                        | Real estate .....  | 876   | 6 137             | 26 947         | 220                            | 175   | 29        | 11        | 3         | 1        | 1          | —          | —          | —             |  |  |  |  |  |  |  |  |  |  |  |  |
| 5311                       | Lessors of real estate .....   | 376   | 1 940             | 8 710          | 83                             | 70  | 8         | 3         | 1         | —        | 1          | —          | —          | —             |  |  |  |  |  |  |  |  |  |  |  |  |
| 53112                      | Lessors of nonres bldg (exc miniwarehouses) .....                              | 227   | 1 150             | 4 980          | 22                             | 16  | 2         | 2         | 1         | —        | 1          | —          | —          | —             |  |  |  |  |  |  |  |  |  |  |  |  |
| 531120                     | Lessors of nonres bldg (exc miniwarehouses) .....                              | 227   | 1 150             | 4 980          | 22                             | 16  | 2         | 2         | 1         | —        | 1          | —          | —          | —             |  |  |  |  |  |  |  |  |  |  |  |  |
| 5312                       | Offices of real estate agents & brokers .....                                  | 214   | 2 157             | 9 114          | 76                             | 62  | 10        | 2         | 2         | —        | —          | —          | —          | —             |  |  |  |  |  |  |  |  |  |  |  |  |
| 53121                      | Offices of real estate agents & brokers .....                                  | 214   | 2 157             | 9 114          | 76                             | 62  | 10        | 2         | 2         | —        | —          | —          | —          | —             |  |  |  |  |  |  |  |  |  |  |  |  |
| 531210                     | Offices of real estate agents & brokers .....                                  | 214   | 2 157             | 9 114          | 76                             | 62  | 10        | 2         | 2         | —        | —          | —          | —          | —             |  |  |  |  |  |  |  |  |  |  |  |  |
| 5313                       | Activities related to real estate .....  | 286   | 2 040             | 9 123          | 61                             | 43  | 11        | 6         | —         | 1        | —          | —          | —          | —             |  |  |  |  |  |  |  |  |  |  |  |  |
| 53131                      | Real estate property managers .....  | 159   | 1 041             | 4 269          | 19                             | 11  | 3         | 4         | —         | 1        | —          | —          | —          | —             |  |  |  |  |  |  |  |  |  |  |  |  |
| 531311                     | Residential property managers .....  | 129   | 818               | 3 373          | 14                             | 8   | 3         | 2         | —         | 1        | —          | —          | —          | —             |  |  |  |  |  |  |  |  |  |  |  |  |
| 532                        | Rental & leasing services .....  | 643   | 3 939             | 15 661         | 59                             | 24  | 15        | 17        | 2         | —        | 1          | —          | —          | —             |  |  |  |  |  |  |  |  |  |  |  |  |
| 5322                       | Consumer goods rental .....  | 290   | 951               | 3 954          | 30                             | 9   | 6         | 13        | 2         | —        | —          | —          | —          | —             |  |  |  |  |  |  |  |  |  |  |  |  |
| 53223                      | Video tape & disc rental .....   | 234   | 562               | 2 264          | 19                             | 2   | 4         | 11        | 2         | —        | —          | —          | —          | —             |  |  |  |  |  |  |  |  |  |  |  |  |
| 532230                     | Video tape & disc rental .....   | 234   | 562               | 2 264          | 19                             | 2   | 4         | 11        | 2         | —        | —          | —          | —          | —             |  |  |  |  |  |  |  |  |  |  |  |  |
| 5324                       | Commercial, industrial equip rental & leasing ...                              | 289   | 2 481             | 9 606          | 12                             | 4   | 4         | 3         | —         | —        | 1          | —          | —          | —             |  |  |  |  |  |  |  |  |  |  |  |  |
| 53241                      | Const, trans, mining equip rental & leasing ...                                | (C)   | (D)               | (D)            | 4                              | 1   | 1         | 1         | —         | —        | 1          | —          | —          | —             |  |  |  |  |  |  |  |  |  |  |  |  |
| <b>54</b>                  | <b>Professional, scientific &amp; technical services .....</b>                 | <b>6 087</b>                                    | <b>42 473</b>     | <b>182 566</b> | <b>655</b>                     | <b>468</b>  | <b>91</b> | <b>57</b> | <b>24</b> | <b>7</b> | <b>6</b>   | <b>1</b>   | <b>—</b>   | <b>1</b>      |  |  |  |  |  |  |  |  |  |  |  |  |
| 541                        | Professional, scientific & technical services .....                            | 6 087   | 42 473            | 182 566        | 655                            | 468   | 91        | 57        | 24        | 7        | 6          | 1          | —          | 1             |  |  |  |  |  |  |  |  |  |  |  |  |
| 5411                       | Legal services .....   | 396   | 3 461             | 13 983         | 117                            | 85  | 25        | 6         | 1         | —        | —          | —          | —          | —             |  |  |  |  |  |  |  |  |  |  |  |  |
| 54111                      | Offices of lawyers .....   | 338   | 2 844             | 11 254         | 102                            | 74  | 24        | 3         | 1         | —        | —          | —          | —          | —             |  |  |  |  |  |  |  |  |  |  |  |  |
| 541110                     | Offices of lawyers .....   | 338   | 2 844             | 11 254         | 102                            | 74  | 24        | 3         | 1         | —        | —          | —          | —          | —             |  |  |  |  |  |  |  |  |  |  |  |  |
| 5412                       | Accounting, tax prep, bookkeep, payroll services .....                         | 547   | 2 730             | 10 631         | 109                            | 78  | 15        | 9         | 6         | 1        | —          | —          | —          | —             |  |  |  |  |  |  |  |  |  |  |  |  |
| 54121                      | Accounting, tax prep, bookkeep, payroll services .....                         | 547   | 2 730             | 10 631         | 109                            | 78  | 15        | 9         | 6         | 1        | —          | —          | —          | —             |  |  |  |  |  |  |  |  |  |  |  |  |
| 541211                     | Offices of certified public accountants .....                                  | 177   | 1 407             | 6 010          | 42                             | 30  | 7         | 3         | 2         | —        | —          | —          | —          | —             |  |  |  |  |  |  |  |  |  |  |  |  |
| 541213                     | Tax preparation services .....   | 251   | 681               | 1 876          | 29                             | 17  | 3         | 6         | 2         | 1        | —          | —          | —          | —             |  |  |  |  |  |  |  |  |  |  |  |  |
| 541219                     | Other accounting services .....  | 114   | 598               | 2 583          | 35                             | 28  | 5         | —         | 2         | —        | —          | —          | —          | —             |  |  |  |  |  |  |  |  |  |  |  |  |
| 5413                       | Architectural, engineering & related services ...                              | 908   | 9 401             | 41 884         | 86                             | 54  | 8         | 14        | 5         | 3        | 2          | —          | —          | —             |  |  |  |  |  |  |  |  |  |  |  |  |
| 54133                      | Engineering services .....   | 556   | 6 374             | 26 676         | 48                             | 27  | 6         | 9         | 4         | —        | 2          | —          | —          | —             |  |  |  |  |  |  |  |  |  |  |  |  |
| 541330                     | Engineering services .....   | 556   | 6 374             | 26 676         | 48                             | 27  | 6         | 9         | 4         | —        | 2          | —          | —          | —             |  |  |  |  |  |  |  |  |  |  |  |  |
| 54137                      | Surveying, mapping (exc geophysical) services .....                            | 169   | 1 443             | 7 371          | 10                             | 4   | 1         | 3         | —         | 2        | —          | —          | —          | —             |  |  |  |  |  |  |  |  |  |  |  |  |
| 541370                     | Surveying, mapping (exc geophysical) services .....                            | 169   | 1 443             | 7 371          | 10                             | 4   | 1         | 3         | —         | 2        | —          | —          | —          | —             |  |  |  |  |  |  |  |  |  |  |  |  |
| 5415                       | Computer systems design & related services ...                                 | 449   | 6 693             | 27 095         | 98                             | 80  | 8         | 6         | 2         | 1        | 1          | —          | —          | —             |  |  |  |  |  |  |  |  |  |  |  |  |
| 54151                      | Computer systems design & related services ...                                 | 449   | 6 693             | 27 095         | 98                             | 80  | 8         | 6         | 2         | 1        | 1          | —          | —          | —             |  |  |  |  |  |  |  |  |  |  |  |  |
| 541511                     | Custom computer programming services ...                                       | 150   | 2 098             | 8 655          | 48                             | 43  | 3         | 1         | —         | 1        | —          | —          | —          | —             |  |  |  |  |  |  |  |  |  |  |  |  |
| 541512                     | Computer systems design services .....   | 281   | 4 341             | 17 467         | 38                             | 26  | 4         | 5         | 2         | —        | 1          | —          | —          | —             |  |  |  |  |  |  |  |  |  |  |  |  |
| 5416                       | Management, sci & tech consulting services ....                                | 812   | 6 022             | 24 037         | 113                            | 87  | 13        | 5         | 6         | —        | 2          | —          | —          | —             |  |  |  |  |  |  |  |  |  |  |  |  |
| 54161                      | Management consulting services .....   | 653   | 4 470             | 18 364         | 86                             | 66  | 10        | 5         | 3         | —        | 2          | —          | —          | —             |  |  |  |  |  |  |  |  |  |  |  |  |
| 541611                     | Admin & gen management consulting services .....                               | 380   | 2 305             | 9 574          | 41                             | 31  | 5         | 3         | 1         | —        | 1          | —          | —          | —             |  |  |  |  |  |  |  |  |  |  |  |  |
| 541612                     | Human res & exec search consulting services .....                              | 116   | 941               | 3 538          | 19                             | 13  | 3         | 1         | 2         | —        | —          | —          | —          | —             |  |  |  |  |  |  |  |  |  |  |  |  |
| 541614                     | Process, phys dist & log consulting services .....                             | 133   | 1 035             | 4 499          | 9                              | 6   | 1         | 1         | —         | —        | —          | —          | —          | —             |  |  |  |  |  |  |  |  |  |  |  |  |
| 5417                       | Scientific R&D services .....  | 179   | 1 090             | 5 560          | 6                              | 4   | —         | 1         | —         | 1        | —          | —          | —          | —             |  |  |  |  |  |  |  |  |  |  |  |  |
| 54171                      | R&D in physical, engineering & life sciences ..                                | (C)   | (D)               | (D)            | 5                              | 3   | —         | —         | 1         | —        | 1          | —          | —          | —             |  |  |  |  |  |  |  |  |  |  |  |  |

See footnotes at end of table.

**Table 6. Counties—Employees, Payroll, and Establishments by Industry: 2003—Con.**

[Excludes most government employees, railroad employees, and self-employed persons. Size class 1 to 4 includes establishments with payroll, but no employees, during mid-March pay period. (D) denotes figures withheld to avoid disclosing data for individual companies; the data are included in broader industry totals. Detailed industries with 100 or more employees are shown if industry was not a (D). For explanation of terms, abbreviations, and data reliability/comparability, see introductory text]

| NAICS code              | Industry  | Number of employees for week including March 12 | Payroll (\$1,000) |                | Total number of establishments | Number of establishments by employment-size class |            |            |           |           |            |            |            |               |  |
|-------------------------|---|---|-------------------|----------------|--------------------------------|---|------------|------------|-----------|-----------|------------|------------|------------|---------------|--|
|                         |   |   | First quarter     | Annual         |                                | 1 to 4  | 5 to 9     | 10 to 19   | 20 to 49  | 50 to 99  | 100 to 249 | 250 to 499 | 500 to 999 | 1,000 or more |  |
| <b>ST. CHARLES—Con.</b> |   |   |                   |                |                                |   |            |            |           |           |            |            |            |               |  |
| <b>54</b>               | <b>Professional, scientific &amp; technical services—Con.</b> |   |                   |                |                                |   |            |            |           |           |            |            |            |               |  |
| 541                     | Professional, scientific & technical services—Con.            |   |                   |                |                                |   |            |            |           |           |            |            |            |               |  |
| 5418                    | Advertising & related services                                | 133   | 640               | 2 977          | 30                             | 25  | 3          | 1          | —         | 1         | —          | —          | —          | —             |  |
| 5419                    | Oth professional, scientific, technical services              | 2 628   | 12 244            | 55 514         | 82                             | 44  | 16         | 16         | 3         | 1         | —          | 1          | —          | 1             |  |
| 54192                   | Photographic services   | 1 957   | 8 843             | 40 393         | 30                             | 20  | 5          | 3          | —         | 1         | —          | —          | —          | 1             |  |
| 541921                  | Photography studios, portrait                                 | 1 951   | 8 836             | 40 338         | 25                             | 15  | 5          | 3          | —         | 1         | —          | —          | —          | 1             |  |
| 54194                   | Veterinary services   | 330   | 1 626             | 7 330          | 32                             | 9   | 9          | 12         | 2         | —         | —          | —          | —          | —             |  |
| 541940                  | Veterinary services   | 330   | 1 626             | 7 330          | 32                             | 9   | 9          | 12         | 2         | —         | —          | —          | —          | —             |  |
| 54199                   | All oth prof, scientific & technical services                 | 297   | 1 547             | 6 858          | 17                             | 14  | 2          | —          | —         | —         | —          | 1          | —          | —             |  |
| 541990                  | All oth prof, scientific & technical services                 | 297   | 1 547             | 6 858          | 17                             | 14  | 2          | —          | —         | —         | —          | 1          | —          | —             |  |
| <b>55</b>               | <b>Management of companies &amp; enterprises</b>              | <b>730</b>                                      | <b>11 202</b>     | <b>41 324</b>  | <b>38</b>                      | <b>20</b>   | <b>3</b>   | <b>4</b>   | <b>7</b>  | <b>3</b>  | <b>1</b>   | —          | —          | —             |  |
| 551                     | Management of companies & enterprises                         | 730   | 11 202            | 41 324         | 38                             | 20  | 3          | 4          | 7         | 3         | 1          | —          | —          | —             |  |
| 5511                    | Management of companies & enterprises                         | 730   | 11 202            | 41 324         | 38                             | 20  | 3          | 4          | 7         | 3         | 1          | —          | —          | —             |  |
| 55111                   | Management of companies & enterprises                         | 730   | 11 202            | 41 324         | 38                             | 20  | 3          | 4          | 7         | 3         | 1          | —          | —          | —             |  |
| 551114                  | Corp, subsidiary & regional managing offices                  | 728   | 11 176            | 40 870         | 35                             | 17  | 3          | 4          | 7         | 3         | 1          | —          | —          | —             |  |
| <b>56</b>               | <b>Admin, support, waste mgt, remediation services</b>        | <b>6 218</b>                                    | <b>30 911</b>     | <b>145 620</b> | <b>429</b>                     | <b>268</b>  | <b>59</b>  | <b>53</b>  | <b>28</b> | <b>9</b>  | <b>8</b>   | <b>2</b>   | <b>2</b>   | —             |  |
| 561                     | Administrative & support services                             | 5 891   | 28 128            | 134 340        | 411                            | 263   | 52         | 52         | 25        | 7         | 8          | 2          | 2          | —             |  |
| 5611                    | Office administrative services                                | 649   | 3 568             | 15 981         | 24                             | 16  | 4          | 2          | 1         | —         | —          | —          | 1          | —             |  |
| 56111                   | Office administrative services                                | 649   | 3 568             | 15 981         | 24                             | 16  | 4          | 2          | 1         | —         | —          | —          | 1          | —             |  |
| 561110                  | Office administrative services                                | 649   | 3 568             | 15 981         | 24                             | 16  | 4          | 2          | 1         | —         | —          | —          | 1          | —             |  |
| 5613                    | Employment services   | 2 286   | 7 652             | 39 275         | 36                             | 15  | 3          | 4          | 3         | 4         | 5          | 1          | 1          | —             |  |
| 56132                   | Temporary help services                                       | 1 379   | 5 577             | 28 081         | 23                             | 8   | 1          | 2          | 2         | 4         | 5          | 1          | —          | —             |  |
| 561320                  | Temporary help services                                       | 1 379   | 5 577             | 28 081         | 23                             | 8   | 1          | 2          | 2         | 4         | 5          | 1          | —          | —             |  |
| 56133                   | Employee leasing services                                     | (F)   | (D)               | (D)            | 4                              | 2   | —          | 1          | —         | —         | —          | —          | 1          | —             |  |
| 5614                    | Business support services                                     | 1 039   | 7 116             | 30 228         | 35                             | 15  | 8          | 7          | 1         | 1         | 2          | 1          | —          | —             |  |
| 56142                   | Telephone call centers  | 216   | 1 180             | 4 943          | 6                              | 3   | 1          | —          | 1         | —         | 1          | —          | —          | —             |  |
| 56144                   | Collection agencies   | 659   | 5 407             | 22 816         | 10                             | 1   | 3          | 4          | —         | —         | 1          | 1          | —          | —             |  |
| 561440                  | Collection agencies   | 659   | 5 407             | 22 816         | 10                             | 1   | 3          | 4          | —         | —         | 1          | 1          | —          | —             |  |
| 56149                   | Other business support services                               | 118   | 369               | 1 809          | 9                              | 5   | 1          | 2          | —         | 1         | —          | —          | —          | —             |  |
| 5615                    | Travel arrangement & reservation services                     | 134   | 648               | 2 658          | 15                             | 7   | 4          | 2          | 2         | —         | —          | —          | —          | —             |  |
| 5616                    | Investigation & security services                             | 170   | 1 431             | 5 682          | 16                             | 11  | 2          | —          | 2         | 1         | —          | —          | —          | —             |  |
| 5617                    | Services to buildings & dwellings                             | 1 457   | 5 895             | 33 679         | 261                            | 181   | 29         | 34         | 16        | —         | 1          | —          | —          | —             |  |
| 56171                   | Exterminating & pest control services                         | 138   | 659               | 3 288          | 16                             | 9   | 2          | 3          | 2         | —         | —          | —          | —          | —             |  |
| 561710                  | Exterminating & pest control services                         | 138   | 659               | 3 288          | 16                             | 9   | 2          | 3          | 2         | —         | —          | —          | —          | —             |  |
| 56172                   | Janitorial services   | 539   | 2 192             | 10 132         | 79                             | 53  | 10         | 11         | 4         | —         | 1          | —          | —          | —             |  |
| 561720                  | Janitorial services   | 539   | 2 192             | 10 132         | 79                             | 53  | 10         | 11         | 4         | —         | 1          | —          | —          | —             |  |
| 56173                   | Landscaping services  | 600   | 2 302             | 15 888         | 136                            | 102   | 11         | 16         | 7         | —         | —          | —          | —          | —             |  |
| 561730                  | Landscaping services  | 600   | 2 302             | 15 888         | 136                            | 102   | 11         | 16         | 7         | —         | —          | —          | —          | —             |  |
| 56179                   | Other services to buildings & dwellings                       | 105   | 463               | 3 087          | 21                             | 13  | 4          | 2          | 2         | —         | —          | —          | —          | —             |  |
| 561790                  | Other services to buildings & dwellings                       | 105   | 463               | 3 087          | 21                             | 13  | 4          | 2          | 2         | —         | —          | —          | —          | —             |  |
| 5619                    | Other support services  | 144   | 1 713             | 6 457          | 17                             | 12  | 1          | 3          | —         | 1         | —          | —          | —          | —             |  |
| 56199                   | All other support services                                    | 137   | 1 705             | 6 391          | 13                             | 8   | 1          | 3          | —         | 1         | —          | —          | —          | —             |  |
| 561990                  | All other support services                                    | 137   | 1 705             | 6 391          | 13                             | 8   | 1          | 3          | —         | 1         | —          | —          | —          | —             |  |
| 562                     | Waste management & remediation services                       | 327   | 2 783             | 11 280         | 18                             | 5   | 7          | 1          | 3         | 2         | —          | —          | —          | —             |  |
| 5621                    | Waste collection  | 174   | 1 296             | 4 221          | 9                              | 3   | 4          | —          | 1         | 1         | —          | —          | —          | —             |  |
| 56211                   | Waste collection  | 174   | 1 296             | 4 221          | 9                              | 3   | 4          | —          | 1         | 1         | —          | —          | —          | —             |  |
| 5629                    | Remediation & oth waste management services                   | (C)   | (D)               | (D)            | 7                              | 2   | 1          | 1          | 2         | 1         | —          | —          | —          | —             |  |
| <b>61</b>               | <b>Educational services</b>                                   | <b>2 364</b>                                    | <b>11 428</b>     | <b>48 557</b>  | <b>65</b>                      | <b>32</b>   | <b>10</b>  | <b>8</b>   | <b>6</b>  | <b>7</b>  | —          | <b>1</b>   | <b>1</b>   | —             |  |
| 611                     | Educational services  | 2 364   | 11 428            | 48 557         | 65                             | 32  | 10         | 8          | 6         | 7         | —          | 1          | 1          | —             |  |
| 6111                    | Elementary & secondary schools                                | 682   | 3 171             | 12 553         | 15                             | 2   | —          | 4          | 3         | 6         | —          | —          | —          | —             |  |
| 61111                   | Elementary & secondary schools                                | 682   | 3 171             | 12 553         | 15                             | 2   | —          | 4          | 3         | 6         | —          | —          | —          | —             |  |
| 611110                  | Elementary & secondary schools                                | 682   | 3 171             | 12 553         | 15                             | 2   | —          | 4          | 3         | 6         | —          | —          | —          | —             |  |
| 6112                    | Junior colleges   | (E)   | (D)               | (D)            | 1                              | —   | —          | —          | —         | —         | —          | 1          | —          | —             |  |
| 61121                   | Junior colleges   | (E)   | (D)               | (D)            | 1                              | —   | —          | —          | —         | —         | —          | 1          | —          | —             |  |
| 6113                    | Colleges, universities & professional schools                 | (F)   | (D)               | (D)            | 3                              | —   | 1          | —          | —         | 1         | —          | —          | 1          | —             |  |
| 61131                   | Colleges, universities & professional schools                 | (F)   | (D)               | (D)            | 3                              | —   | 1          | —          | —         | 1         | —          | —          | 1          | —             |  |
| 6116                    | Other schools & instruction                                   | 155   | 411               | 1 863          | 30                             | 19  | 6          | 3          | 2         | —         | —          | —          | —          | —             |  |
| <b>62</b>               | <b>Health care and social assistance</b>                      | <b>10 876</b>                                   | <b>78 770</b>     | <b>343 193</b> | <b>582</b>                     | <b>215</b>  | <b>175</b> | <b>104</b> | <b>55</b> | <b>17</b> | <b>10</b>  | <b>3</b>   | <b>2</b>   | <b>1</b>      |  |
| 621                     | Ambulatory health care services                               | 3 859   | 36 576            | 161 995        | 418                            | 180   | 130        | 66         | 33        | 6         | 2          | 1          | —          | —             |  |
| 6211                    | Offices of physicians   | 1 264   | 18 758            | 84 480         | 131                            | 43  | 44         | 28         | 14        | 2         | —          | —          | —          | —             |  |
| 62111                   | Offices of physicians   | 1 264   | 18 758            | 84 480         | 131                            | 43  | 44         | 28         | 14        | 2         | —          | —          | —          | —             |  |
| 621111                  | Offices of physicians (exc mental health)                     | 1 220   | 18 146            | 81 507         | 125                            | 39  | 44         | 27         | 13        | 2         | —          | —          | —          | —             |  |
| 6212                    | Offices of dentists   | 846   | 6 863             | 33 295         | 109                            | 31  | 52         | 21         | 4         | 1         | —          | —          | —          | —             |  |
| 62121                   | Offices of dentists   | 846   | 6 863             | 33 295         | 109                            | 31  | 52         | 21         | 4         | 1         | —          | —          | —          | —             |  |
| 621210                  | Offices of dentists   | 846   | 6 863             | 33 295         | 109                            | 31  | 52         | 21         | 4         | 1         | —          | —          | —          | —             |  |
| 6213                    | Offices of other health practitioners                         | 967   | 6 456             | 25 501         | 136                            | 88  | 31         | 12         | 3         | —         | 1          | 1          | —          | —             |  |
| 62131                   | Offices of chiropractors                                      | 175   | 811               | 3 766          | 62                             | 49  | 11         | 2          | —         | —         | —          | —          | —          | —             |  |
| 621310                  | Offices of chiropractors                                      | 175   | 811               | 3 766          | 62                             | 49  | 11         | 2          | —         | —         | —          | —          | —          | —             |  |
| 62134                   | Offices of PT, OT, speech therapy & audiology                 | 601   | 4 374             | 16 386         | 32                             | 15  | 7          | 5          | 3         | —         | 1          | 1          | —          | —             |  |
| 621340                  | Offices of PT, OT, speech therapy & audiology                 | 601   | 4 374             | 16 386         | 32                             | 15  | 7          | 5          | 3         | —         | 1          | 1          | —          | —             |  |
| 6214                    | Outpatient care centers                                       | 240   | 1 641             | 6 435          | 17                             | 5   | 3          | 3          | 6         | —         | —          | —          | —          | —             |  |
| 62142                   | Outpatient mental health, substance abuse ctrs                | 107   | 675               | 2 446          | 6                              | 1   | 1          | 1          | 3         | —         | —          | —          | —          | —             |  |
| 621420                  | Outpatient mental health, substance abuse ctrs                | 107   | 675               | 2 446          | 6                              | 1   | 1          | 1          | 3         | —         | —          | —          | —          | —             |  |
| 62149                   | Other outpatient care centers                                 | (C)   | (D)               | (D)            | 9                              | 3   | 1          | 2          | 3         | —         | —          | —          | —          | —             |  |

See footnotes at end of table.

**Table 6. Counties—Employees, Payroll, and Establishments by Industry: 2003—Con.**

[Excludes most government employees, railroad employees, and self-employed persons. Size class 1 to 4 includes establishments with payroll, but no employees, during mid-March pay period. (D) denotes figures withheld to avoid disclosing data for individual companies; the data are included in broader industry totals. Detailed industries with 100 or more employees are shown if industry was not a (D). For explanation of terms, abbreviations, and data reliability/comparability, see introductory text]

| NAICS code | Industry  | Number of employees for week including March 12 | Payroll (\$1,000) |                | Total number of establishments | Number of establishments by employment-size class |            |           |            |           |            |            |            |               |
|------------|---|---|-------------------|----------------|--------------------------------|---|------------|-----------|------------|-----------|------------|------------|------------|---------------|
|            |   |   | First quarter     | Annual         |                                | 1 to 4  | 5 to 9     | 10 to 19  | 20 to 49   | 50 to 99  | 100 to 249 | 250 to 499 | 500 to 999 | 1,000 or more |
| <b>62</b>  | <b>ST. CHARLES—Con.</b>   |   |                   |                |                                |   |            |           |            |           |            |            |            |               |
|            | <b>Health care and social assistance—Con.</b>                   |   |                   |                |                                |   |            |           |            |           |            |            |            |               |
| 621        | Ambulatory health care services—Con.                            |   |                   |                |                                |   |            |           |            |           |            |            |            |               |
| 6216       | Home health care services .....                                 | 431   | 1 872             | 8 371          | 16                             | 7   | —          | —         | 6          | 2         | 1          | —          | —          | —             |
| 62161      | Home health care services .....                                 | 431   | 1 872             | 8 371          | 16                             | 7   | —          | —         | 6          | 2         | 1          | —          | —          | —             |
| 621610     | Home health care services .....                                 | 431   | 1 872             | 8 371          | 16                             | 7   | —          | —         | 6          | 2         | 1          | —          | —          | —             |
| 622        | Hospitals .....   | 3 356   | 26 245            | 115 321        | 7                              | 1   | —          | —         | —          | 1         | 1          | 1          | 2          | 1             |
| 6221       | General medical & surgical hospitals .....                      | 3 184   | 24 763            | 108 554        | 4                              | —   | —          | —         | —          | —         | —          | 1          | 2          | 1             |
| 62211      | General medical & surgical hospitals .....                      | 3 184   | 24 763            | 108 554        | 4                              | —   | —          | —         | —          | —         | —          | 1          | 2          | 1             |
| 622110     | General medical & surgical hospitals .....                      | 3 184   | 24 763            | 108 554        | 4                              | —   | —          | —         | —          | —         | —          | 1          | 2          | 1             |
| 6223       | Other specialty hospitals .....                                 | (C)   | (D)               | (D)            | 1                              | —   | —          | —         | —          | —         | 1          | —          | —          | —             |
| 62231      | Other specialty hospitals .....                                 | (C)   | (D)               | (D)            | 1                              | —   | —          | —         | —          | —         | 1          | —          | —          | —             |
| 623        | Nursing & residential care facilities .....                     | 1 742   | 9 142             | 36 248         | 44                             | 9   | 10         | 10        | 3          | 7         | 4          | 1          | —          | —             |
| 6231       | Nursing care facilities .....                                   | 737   | 4 021             | 15 544         | 10                             | 3   | —          | —         | —          | 4         | 3          | —          | —          | —             |
| 62311      | Nursing care facilities .....                                   | 737   | 4 021             | 15 544         | 10                             | 3   | —          | —         | —          | 4         | 3          | —          | —          | —             |
| 623110     | Nursing care facilities .....                                   | 737   | 4 021             | 15 544         | 10                             | 3   | —          | —         | —          | 4         | 3          | —          | —          | —             |
| 6232       | Residential mental retardation, health facil .....              | 561   | 3 133             | 12 183         | 21                             | 3   | 8          | 7         | 1          | 1         | —          | 1          | —          | —             |
| 62321      | Residential mental retardation facilities .....                 | 377   | 2 341             | 8 636          | 8                              | 3   | 2          | 1         | 1          | —         | —          | 1          | —          | —             |
| 623210     | Residential mental retardation facilities .....                 | 377   | 2 341             | 8 636          | 8                              | 3   | 2          | 1         | 1          | —         | —          | 1          | —          | —             |
| 62322      | Residential mental health, subst abuse facil ..                 | 184   | 792               | 3 547          | 13                             | —   | 6          | 6         | —          | 1         | —          | —          | —          | —             |
| 623220     | Residential mental health, subst abuse<br>facil .....           | 184   | 792               | 3 547          | 13                             | —   | 6          | 6         | —          | 1         | —          | —          | —          | —             |
| 6233       | Community care facilities for the elderly .....                 | (E)   | (D)               | (D)            | 12                             | 3   | 2          | 2         | 2          | 2         | 1          | —          | —          | —             |
| 62331      | Community care facilities for the elderly .....                 | (E)   | (D)               | (D)            | 12                             | 3   | 2          | 2         | 2          | 2         | 1          | —          | —          | —             |
| 623311     | Continuing care retirement communities ...                      | 280   | 1 263             | 5 623          | 5                              | 1   | —          | 1         | 1          | 1         | 1          | —          | —          | —             |
| 624        | Social assistance .....   | 1 919   | 6 807             | 29 629         | 113                            | 25  | 35         | 28        | 19         | 3         | 3          | —          | —          | —             |
| 6241       | Individual & family services .....                              | 434   | 1 928             | 8 507          | 25                             | 9   | 9          | 2         | 2          | 2         | 1          | —          | —          | —             |
| 62412      | Services for elderly & disabled persons .....                   | 248   | 1 155             | 5 252          | 11                             | 2   | 5          | 2         | 1          | —         | 1          | —          | —          | —             |
| 624120     | Services for elderly & disabled persons .....                   | 248   | 1 155             | 5 252          | 11                             | 2   | 5          | 2         | 1          | —         | 1          | —          | —          | —             |
| 62419      | Other individual & family services .....                        | 140   | 426               | 1 975          | 10                             | 7   | 1          | —         | —          | 2         | —          | —          | —          | —             |
| 624190     | Other individual & family services .....                        | 140   | 426               | 1 975          | 10                             | 7   | 1          | —         | —          | 2         | —          | —          | —          | —             |
| 6243       | Vocational rehabilitation services .....                        | (C)   | (D)               | (D)            | 3                              | —   | 2          | —         | —          | —         | 1          | —          | —          | —             |
| 62431      | Vocational rehabilitation services .....                        | (C)   | (D)               | (D)            | 3                              | —   | 2          | —         | —          | —         | 1          | —          | —          | —             |
| 6244       | Child day care services .....                                   | 1 172   | 4 106             | 17 461         | 80                             | 15  | 24         | 23        | 16         | 1         | 1          | —          | —          | —             |
| 62441      | Child day care services .....                                   | 1 172   | 4 106             | 17 461         | 80                             | 15  | 24         | 23        | 16         | 1         | 1          | —          | —          | —             |
| 624410     | Child day care services .....                                   | 1 172   | 4 106             | 17 461         | 80                             | 15  | 24         | 23        | 16         | 1         | 1          | —          | —          | —             |
| <b>71</b>  | <b>Arts, entertainment &amp; recreation .....</b>               | <b>3 470</b>                                    | <b>17 869</b>     | <b>75 781</b>  | <b>128</b>                     | <b>62</b>   | <b>13</b>  | <b>23</b> | <b>20</b>  | <b>9</b>  | <b>—</b>   | <b>—</b>   | <b>—</b>   | <b>1</b>      |
| 711        | Performing arts, spectator sports & related<br>industries ..... | 266   | 758               | 3 158          | 33                             | 22  | 3          | 4         | 2          | 2         | —          | —          | —          | —             |
| 7112       | Spectator sports .....  | (C)   | (D)               | (D)            | 9                              | 4   | 1          | 1         | 2          | 1         | —          | —          | —          | —             |
| 71121      | Spectator sports .....  | (C)   | (D)               | (D)            | 9                              | 4   | 1          | 1         | 2          | 1         | —          | —          | —          | —             |
| 713        | Amusement, gambling & recreation industries ....                | 3 168   | 16 989            | 72 461         | 92                             | 38  | 10         | 19        | 17         | 7         | —          | —          | —          | 1             |
| 7132       | Gambling industries .....                                       | (G)   | (D)               | (D)            | 1                              | —   | —          | —         | —          | —         | —          | —          | —          | 1             |
| 71321      | Casinos (except hotel casinos) .....                            | (G)   | (D)               | (D)            | 1                              | —   | —          | —         | —          | —         | —          | —          | —          | 1             |
| 7139       | Other amusement & recreation industries .....                   | (G)   | (D)               | (D)            | 88                             | 35  | 10         | 19        | 17         | 7         | —          | —          | —          | —             |
| 71391      | Golf courses & country clubs .....                              | 527   | 2 545             | 13 855         | 17                             | —   | 1          | 4         | 9          | 3         | —          | —          | —          | —             |
| 713910     | Golf courses & country clubs .....                              | 527   | 2 545             | 13 855         | 17                             | —   | 1          | 4         | 9          | 3         | —          | —          | —          | —             |
| 71394      | Fitness & recreational sports centers .....                     | 475   | 1 520             | 6 868          | 41                             | 21  | 4          | 8         | 5          | 3         | —          | —          | —          | —             |
| 713940     | Fitness & recreational sports centers .....                     | 475   | 1 520             | 6 868          | 41                             | 21  | 4          | 8         | 5          | 3         | —          | —          | —          | —             |
| 71395      | Bowling centers .....   | (C)   | (D)               | (D)            | 6                              | 1   | —          | 2         | 2          | 1         | —          | —          | —          | —             |
| 71399      | All other amusement & recreation industries ..                  | (C)   | (D)               | (D)            | 15                             | 9   | 2          | 3         | 1          | —         | —          | —          | —          | —             |
| <b>72</b>  | <b>Accommodation &amp; food services .....</b>                  | <b>11 123</b>                                   | <b>26 764</b>     | <b>117 723</b> | <b>536</b>                     | <b>171</b>  | <b>73</b>  | <b>86</b> | <b>133</b> | <b>66</b> | <b>7</b>   | <b>—</b>   | <b>—</b>   | <b>—</b>      |
| 721        | Accommodation .....   | 430   | 1 369             | 6 000          | 27                             | 8   | 4          | 9         | 4          | 2         | —          | —          | —          | —             |
| 7211       | Traveler accommodation .....                                    | (E)   | (D)               | (D)            | 25                             | 6   | 4          | 9         | 4          | 2         | —          | —          | —          | —             |
| 72111      | Hotels (exc casino hotels) & motels .....                       | 422   | 1 346             | 5 873          | 24                             | 5   | 4          | 9         | 4          | 2         | —          | —          | —          | —             |
| 721110     | Hotels (exc casino hotels) & motels .....                       | 422   | 1 346             | 5 873          | 24                             | 5   | 4          | 9         | 4          | 2         | —          | —          | —          | —             |
| 722        | Food services & drinking places .....                           | 10 693  | 25 395            | 111 723        | 509                            | 163   | 69         | 77        | 129        | 64        | 7          | —          | —          | —             |
| 7221       | Full-service restaurants .....                                  | 5 253   | 12 752            | 56 524         | 176                            | 50  | 23         | 22        | 29         | 46        | 6          | —          | —          | —             |
| 72211      | Full-service restaurants .....                                  | 5 253   | 12 752            | 56 524         | 176                            | 50  | 23         | 22        | 29         | 46        | 6          | —          | —          | —             |
| 722110     | Full-service restaurants .....                                  | 5 253   | 12 752            | 56 524         | 176                            | 50  | 23         | 22        | 29         | 46        | 6          | —          | —          | —             |
| 7222       | Limited-service eating places .....                             | 4 558   | 10 485            | 46 368         | 259                            | 73  | 31         | 48        | 91         | 16        | —          | —          | —          | —             |
| 72221      | Limited-service eating places .....                             | 4 558   | 10 485            | 46 368         | 259                            | 73  | 31         | 48        | 91         | 16        | —          | —          | —          | —             |
| 722211     | Limited-service restaurants .....                               | 4 005   | 9 194             | 40 659         | 220                            | 59  | 23         | 41        | 83         | 14        | —          | —          | —          | —             |
| 722212     | Cafeterias .....  | 149   | 472               | 2 090          | 6                              | 2   | —          | 2         | —          | 2         | —          | —          | —          | —             |
| 722213     | Snack & nonalcoholic beverage bars .....                        | 404   | 819               | 3 619          | 33                             | 12  | 8          | 5         | 8          | —         | —          | —          | —          | —             |
| 7223       | Special food services .....                                     | 502   | 1 360             | 5 632          | 35                             | 18  | 6          | 4         | 6          | —         | 1          | —          | —          | —             |
| 72231      | Food service contractors .....                                  | 297   | 1 001             | 3 895          | 20                             | 11  | 4          | 2         | 2          | —         | 1          | —          | —          | —             |
| 722310     | Food service contractors .....                                  | 297   | 1 001             | 3 895          | 20                             | 11  | 4          | 2         | 2          | —         | 1          | —          | —          | —             |
| 72232      | Caterers .....  | (C)   | (D)               | (D)            | 13                             | 6   | 1          | 2         | 4          | —         | —          | —          | —          | —             |
| 7224       | Drinking places (alcoholic beverages) .....                     | 380   | 798               | 3 199          | 39                             | 22  | 9          | 3         | 3          | 2         | —          | —          | —          | —             |
| 72241      | Drinking places (alcoholic beverages) .....                     | 380   | 798               | 3 199          | 39                             | 22  | 9          | 3         | 3          | 2         | —          | —          | —          | —             |
| 722410     | Drinking places (alcoholic beverages) .....                     | 380   | 798               | 3 199          | 39                             | 22  | 9          | 3         | 3          | 2         | —          | —          | —          | —             |
| <b>81</b>  | <b>Other services (except public<br/>administration) .....</b>  | <b>6 308</b>                                    | <b>27 447</b>     | <b>117 259</b> | <b>679</b>                     | <b>372</b>  | <b>152</b> | <b>91</b> | <b>44</b>  | <b>12</b> | <b>8</b>   | <b>—</b>   | <b>—</b>   | <b>—</b>      |

See footnotes at end of table.

**Table 6. Counties—Employees, Payroll, and Establishments by Industry: 2003—Con.**

[Excludes most government employees, railroad employees, and self-employed persons. Size class 1 to 4 includes establishments with payroll, but no employees, during mid-March pay period. (D) denotes figures withheld to avoid disclosing data for individual companies; the data are included in broader industry totals. Detailed industries with 100 or more employees are shown if industry was not a (D). For explanation of terms, abbreviations, and data reliability/comparability, see introductory text]

| NAICS code              | Industry   | Number of employees for week including March 12 | Payroll (\$1,000) |               | Total number of establishments | Number of establishments by employment-size class |           |           |          |          |            |            |            |               |
|-------------------------|--|---|-------------------|---------------|--------------------------------|---|-----------|-----------|----------|----------|------------|------------|------------|---------------|
|                         |  |   | First quarter     | Annual        |                                | 1 to 4  | 5 to 9    | 10 to 19  | 20 to 49 | 50 to 99 | 100 to 249 | 250 to 499 | 500 to 999 | 1,000 or more |
| <b>ST. CHARLES—Con.</b> |  |   |                   |               |                                |   |           |           |          |          |            |            |            |               |
| <b>81</b>               | <b>Other services (except public administration)—Con.</b>        |   |                   |               |                                |   |           |           |          |          |            |            |            |               |
| 811                     | Repair & maintenance .....                                       | 1 729   | 11 160            | 48 457        | 272                            | 153   | 69        | 36        | 13       | —        | 1          | —          | —          | —             |
| 8111                    | Automotive repair & maintenance .....                            | 1 335   | 8 617             | 36 580        | 195                            | 100   | 56        | 30        | 8        | —        | 1          | —          | —          | —             |
| 81111                   | Automotive mechanical & electrical R&M .....                     | 546   | 3 888             | 17 014        | 105                            | 65  | 29        | 8         | 3        | —        | —          | —          | —          | —             |
| 811111                  | General automotive repair .....                                  | 464   | 3 308             | 14 336        | 81                             | 49  | 21        | 8         | 3        | —        | —          | —          | —          | —             |
| 81112                   | Automotive body, paint, interior & glass repair .....            | 378   | 3 573             | 14 789        | 54                             | 25  | 17        | 9         | 3        | —        | —          | —          | —          | —             |
| 811121                  | Automotive body, paint & interior R&M .....                      | 339   | 3 299             | 13 607        | 46                             | 20  | 16        | 7         | 3        | —        | —          | —          | —          | —             |
| 81119                   | Other automotive R&M .....                                       | 411   | 1 156             | 4 777         | 36                             | 10  | 10        | 13        | 2        | —        | 1          | —          | —          | —             |
| 811192                  | Car washes .....   | 203   | 478               | 2 120         | 15                             | 7   | 4         | 2         | 1        | —        | 1          | —          | —          | —             |
| 8112                    | Electronic & precision equipment R&M .....                       | 161   | 1 098             | 5 286         | 22                             | 14  | 3         | 2         | 3        | —        | —          | —          | —          | —             |
| 81121                   | Electronic & precision equipment R&M .....                       | 161   | 1 098             | 5 286         | 22                             | 14  | 3         | 2         | 3        | —        | —          | —          | —          | —             |
| 8113                    | Commercial equipment (exc auto & elec) R&M .....                 | 140   | 962               | 4 564         | 23                             | 12  | 6         | 4         | 1        | —        | —          | —          | —          | —             |
| 81131                   | Commercial equipment (exc auto & elec) R&M .....                 | 140   | 962               | 4 564         | 23                             | 12  | 6         | 4         | 1        | —        | —          | —          | —          | —             |
| 811310                  | Commercial equipment (exc auto & elec) R&M .....                 | 140   | 962               | 4 564         | 23                             | 12  | 6         | 4         | 1        | —        | —          | —          | —          | —             |
| 812                     | Personal & laundry services .....                                | 1 718   | 6 785             | 29 708        | 217                            | 122   | 49        | 30        | 11       | 3        | 2          | —          | —          | —             |
| 8121                    | Personal care services .....                                     | 927   | 3 171             | 13 364        | 131                            | 71  | 31        | 21        | 6        | 2        | —          | —          | —          | —             |
| 81211                   | Hair, nail & skin care services .....                            | 732   | 2 621             | 11 174        | 110                            | 60  | 24        | 20        | 5        | 1        | —          | —          | —          | —             |
| 812112                  | Beauty salons .....  | 677   | 2 455             | 10 305        | 100                            | 52  | 24        | 20        | 3        | 1        | —          | —          | —          | —             |
| 81219                   | Other personal care services .....                               | 195   | 550               | 2 190         | 21                             | 11  | 7         | 1         | 1        | 1        | —          | —          | —          | —             |
| 812199                  | Other personal care services .....                               | 110   | 262               | 1 123         | 16                             | 9   | 5         | 1         | 1        | —        | —          | —          | —          | —             |
| 8122                    | Death care services .....  | (C)   | (D)               | (D)           | 7                              | 1   | 2         | 3         | —        | —        | 1          | —          | —          | —             |
| 81221                   | Funeral homes .....  | 150   | 383               | 3 025         | 6                              | 1   | 2         | 2         | —        | —        | 1          | —          | —          | —             |
| 812210                  | Funeral homes .....  | 150   | 383               | 3 025         | 6                              | 1   | 2         | 2         | —        | —        | 1          | —          | —          | —             |
| 8123                    | Drycleaning & laundry services .....                             | 487   | 2 710             | 11 018        | 37                             | 19  | 9         | 2         | 5        | 1        | 1          | —          | —          | —             |
| 81232                   | Drycleaning & laundry services (exc coin-op) .....               | 124   | 373               | 1 663         | 25                             | 16  | 6         | 2         | 1        | —        | —          | —          | —          | —             |
| 812320                  | Drycleaning & laundry services (exc coin-op) .....               | 124   | 373               | 1 663         | 25                             | 16  | 6         | 2         | 1        | —        | —          | —          | —          | —             |
| 81233                   | Linen & uniform supply .....                                     | 283   | 2 114             | 8 595         | 4                              | —   | —         | —         | 2        | 1        | 1          | —          | —          | —             |
| 8129                    | Other personal services .....                                    | (C)   | (D)               | (D)           | 42                             | 31  | 7         | 4         | —        | —        | —          | —          | —          | —             |
| 813                     | Religious, grantmaking, civic, prof & like organizations .....   | 2 861   | 9 502             | 39 094        | 190                            | 97  | 34        | 25        | 20       | 9        | 5          | —          | —          | —             |
| 8131                    | Religious organizations .....                                    | 2 044   | 7 330             | 29 864        | 124                            | 58  | 23        | 15        | 17       | 8        | 3          | —          | —          | —             |
| 81311                   | Religious organizations .....                                    | 2 044   | 7 330             | 29 864        | 124                            | 58  | 23        | 15        | 17       | 8        | 3          | —          | —          | —             |
| 813110                  | Religious organizations .....                                    | 2 044   | 7 330             | 29 864        | 124                            | 58  | 23        | 15        | 17       | 8        | 3          | —          | —          | —             |
| 8134                    | Civic & social organizations .....                               | 560   | 1 412             | 6 045         | 20                             | 11  | 2         | 2         | 2        | 1        | 2          | —          | —          | —             |
| 81341                   | Civic & social organizations .....                               | 560   | 1 412             | 6 045         | 20                             | 11  | 2         | 2         | 2        | 1        | 2          | —          | —          | —             |
| 813410                  | Civic & social organizations .....                               | 560   | 1 412             | 6 045         | 20                             | 11  | 2         | 2         | 2        | 1        | 2          | —          | —          | —             |
| 8139                    | Business, labor, political, like organizations .....             | 221   | 581               | 2 495         | 38                             | 22  | 9         | 6         | 1        | —        | —          | —          | —          | —             |
| 81393                   | Labor unions & similar labor organizations .....                 | 149   | 260               | 1 163         | 16                             | 4   | 5         | 6         | 1        | —        | —          | —          | —          | —             |
| 813930                  | Labor unions & similar labor organizations .....                 | 149   | 260               | 1 163         | 16                             | 4   | 5         | 6         | 1        | —        | —          | —          | —          | —             |
| <b>99</b>               | <b>Unclassified establishments .....</b>                         | <b>54</b>                                       | <b>233</b>        | <b>1 047</b>  | <b>42</b>                      | <b>39</b>   | <b>2</b>  | <b>1</b>  | <b>—</b> | <b>—</b> | <b>—</b>   | <b>—</b>   | <b>—</b>   | <b>—</b>      |
| <b>ST. CLAIR</b>        |  |   |                   |               |                                |   |           |           |          |          |            |            |            |               |
|                         | <b>Total .....</b>   | <b>1 481</b>                                    | <b>6 239</b>      | <b>26 396</b> | <b>192</b>                     | <b>129</b>  | <b>30</b> | <b>19</b> | <b>7</b> | <b>5</b> | <b>2</b>   | <b>—</b>   | <b>—</b>   | <b>—</b>      |
| <b>11</b>               | <b>Forestry, fishing, hunting, and agriculture support .....</b> | <b>(B)</b>                                      | <b>(D)</b>        | <b>(D)</b>    | <b>1</b>                       | <b>—</b>  | <b>—</b>  | <b>—</b>  | <b>1</b> | <b>—</b> | <b>—</b>   | <b>—</b>   | <b>—</b>   | <b>—</b>      |
| <b>21</b>               | <b>Mining .....</b>  | <b>(A)</b>                                      | <b>(D)</b>        | <b>(D)</b>    | <b>2</b>                       | <b>2</b>  | <b>—</b>  | <b>—</b>  | <b>—</b> | <b>—</b> | <b>—</b>   | <b>—</b>   | <b>—</b>   | <b>—</b>      |
| <b>23</b>               | <b>Construction .....</b>  | <b>53</b>                                       | <b>190</b>        | <b>950</b>    | <b>20</b>                      | <b>17</b>   | <b>2</b>  | <b>1</b>  | <b>—</b> | <b>—</b> | <b>—</b>   | <b>—</b>   | <b>—</b>   | <b>—</b>      |
| <b>31-33</b>            | <b>Manufacturing .....</b>                                       | <b>21</b>                                       | <b>92</b>         | <b>400</b>    | <b>4</b>                       | <b>2</b>  | <b>1</b>  | <b>1</b>  | <b>—</b> | <b>—</b> | <b>—</b>   | <b>—</b>   | <b>—</b>   | <b>—</b>      |
| <b>42</b>               | <b>Wholesale trade .....</b>                                     | <b>(A)</b>                                      | <b>(D)</b>        | <b>(D)</b>    | <b>3</b>                       | <b>3</b>  | <b>—</b>  | <b>—</b>  | <b>—</b> | <b>—</b> | <b>—</b>   | <b>—</b>   | <b>—</b>   | <b>—</b>      |
| <b>44-45</b>            | <b>Retail trade .....</b>  | <b>279</b>                                      | <b>1 042</b>      | <b>4 320</b>  | <b>43</b>                      | <b>23</b>   | <b>9</b>  | <b>10</b> | <b>1</b> | <b>—</b> | <b>—</b>   | <b>—</b>   | <b>—</b>   | <b>—</b>      |
| 445                     | Food & beverage stores .....                                     | (C)   | (D)               | (D)           | 8                              | 2   | —         | 5         | 1        | —        | —          | —          | —          | —             |
| <b>48-49</b>            | <b>Transportation &amp; warehousing .....</b>                    | <b>143</b>                                      | <b>840</b>        | <b>3 414</b>  | <b>8</b>                       | <b>4</b>  | <b>1</b>  | <b>—</b>  | <b>2</b> | <b>1</b> | <b>—</b>   | <b>—</b>   | <b>—</b>   | <b>—</b>      |
| <b>51</b>               | <b>Information .....</b>   | <b>(B)</b>                                      | <b>(D)</b>        | <b>(D)</b>    | <b>2</b>                       | <b>1</b>  | <b>—</b>  | <b>—</b>  | <b>1</b> | <b>—</b> | <b>—</b>   | <b>—</b>   | <b>—</b>   | <b>—</b>      |
| <b>52</b>               | <b>Finance &amp; insurance .....</b>                             | <b>69</b>                                       | <b>315</b>        | <b>1 288</b>  | <b>10</b>                      | <b>6</b>  | <b>2</b>  | <b>1</b>  | <b>1</b> | <b>—</b> | <b>—</b>   | <b>—</b>   | <b>—</b>   | <b>—</b>      |
| <b>53</b>               | <b>Real estate &amp; rental &amp; leasing .....</b>              | <b>4</b>  | <b>5</b>          | <b>22</b>     | <b>3</b>                       | <b>3</b>  | <b>—</b>  | <b>—</b>  | <b>—</b> | <b>—</b> | <b>—</b>   | <b>—</b>   | <b>—</b>   | <b>—</b>      |
| <b>54</b>               | <b>Professional, scientific &amp; technical services .....</b>   | <b>23</b>                                       | <b>112</b>        | <b>494</b>    | <b>10</b>                      | <b>8</b>  | <b>2</b>  | <b>—</b>  | <b>—</b> | <b>—</b> | <b>—</b>   | <b>—</b>   | <b>—</b>   | <b>—</b>      |
| <b>55</b>               | <b>Management of companies &amp; enterprises .....</b>           | <b>(A)</b>                                      | <b>(D)</b>        | <b>(D)</b>    | <b>1</b>                       | <b>1</b>  | <b>—</b>  | <b>—</b>  | <b>—</b> | <b>—</b> | <b>—</b>   | <b>—</b>   | <b>—</b>   | <b>—</b>      |
| <b>56</b>               | <b>Admin, support, waste mgt, remediation services .....</b>     | <b>113</b>                                      | <b>560</b>        | <b>2 470</b>  | <b>8</b>                       | <b>5</b>  | <b>2</b>  | <b>—</b>  | <b>—</b> | <b>1</b> | <b>—</b>   | <b>—</b>   | <b>—</b>   | <b>—</b>      |
| 561                     | Administrative & support services .....                          | (C)   | (D)               | (D)           | 7                              | 5   | 1         | —         | —        | 1        | —          | —          | —          | —             |
| 5617                    | Services to buildings & dwellings .....                          | (C)   | (D)               | (D)           | 2                              | —   | 1         | —         | —        | 1        | —          | —          | —          | —             |
| 56173                   | Landscaping services .....                                       | (C)   | (D)               | (D)           | 2                              | —   | 1         | —         | —        | 1        | —          | —          | —          | —             |
| <b>62</b>               | <b>Health care and social assistance .....</b>                   | <b>524</b>                                      | <b>2 558</b>      | <b>10 546</b> | <b>19</b>                      | <b>9</b>  | <b>3</b>  | <b>2</b>  | <b>—</b> | <b>3</b> | <b>2</b>   | <b>—</b>   | <b>—</b>   | <b>—</b>      |
| 622                     | Hospitals .....  | (C)   | (D)               | (D)           | 2                              | —   | —         | —         | —        | 1        | 1          | —          | —          | —             |
| 6221                    | General medical & surgical hospitals .....                       | (C)   | (D)               | (D)           | 2                              | —   | —         | —         | —        | 1        | 1          | —          | —          | —             |
| 62211                   | General medical & surgical hospitals .....                       | (C)   | (D)               | (D)           | 2                              | —   | —         | —         | —        | 1        | 1          | —          | —          | —             |
| 623                     | Nursing & residential care facilities .....                      | (C)   | (D)               | (D)           | 2                              | —   | —         | —         | —        | 1        | 1          | —          | —          | —             |
| 6231                    | Nursing care facilities .....                                    | (C)   | (D)               | (D)           | 2                              | —   | —         | —         | —        | 1        | 1          | —          | —          | —             |
| 62311                   | Nursing care facilities .....                                    | (C)   | (D)               | (D)           | 2                              | —   | —         | —         | —        | 1        | 1          | —          | —          | —             |
| 624                     | Social assistance .....  | (C)   | (D)               | (D)           | 5                              | 1   | 2         | 1         | —        | 1        | —          | —          | —          | —             |

See footnotes at end of table.

**Table 6. Counties—Employees, Payroll, and Establishments by Industry: 2003—Con.**

[Excludes most government employees, railroad employees, and self-employed persons. Size class 1 to 4 includes establishments with payroll, but no employees, during mid-March pay period. (D) denotes figures withheld to avoid disclosing data for individual companies; the data are included in broader industry totals. Detailed industries with 100 or more employees are shown if industry was not a (D). For explanation of terms, abbreviations, and data reliability/comparability, see introductory text]

| NAICS code            | Industry   | Number of employees for week including March 12 | Payroll (\$1,000) |                | Total number of establishments | Number of establishments by employment-size class |           |           |           |           |            |            |            |               |
|-----------------------|--|---|-------------------|----------------|--------------------------------|---|-----------|-----------|-----------|-----------|------------|------------|------------|---------------|
|                       |  |   | First quarter     | Annual         |                                | 1 to 4  | 5 to 9    | 10 to 19  | 20 to 49  | 50 to 99  | 100 to 249 | 250 to 499 | 500 to 999 | 1,000 or more |
| <b>ST. CLAIR—Con.</b> |  |   |                   |                |                                |   |           |           |           |           |            |            |            |               |
| <b>72</b>             | <b>Accommodation &amp; food services</b> .....                   | <b>139</b>                                      | <b>224</b>        | <b>1 187</b>   | <b>20</b>                      | <b>10</b>   | <b>5</b>  | <b>4</b>  | <b>1</b>  | —         | —          | —          | —          | —             |
| 722                   | Food services & drinking places .....                            | (C)   | (D)               | (D)            | 18                             | 9   | 5         | 3         | 1         | —         | —          | —          | —          | —             |
| 7221                  | Full-service restaurants .....                                   | (C)   | (D)               | (D)            | 15                             | 8   | 4         | 2         | 1         | —         | —          | —          | —          | —             |
| 72211                 | Full-service restaurants .....                                   | (C)   | (D)               | (D)            | 15                             | 8   | 4         | 2         | 1         | —         | —          | —          | —          | —             |
| <b>81</b>             | <b>Other services (except public administration)</b> .....       | <b>55</b>                                       | <b>131</b>        | <b>619</b>     | <b>24</b>                      | <b>21</b>   | <b>3</b>  | —         | —         | —         | —          | —          | —          | —             |
| <b>99</b>             | <b>Unclassified establishments</b> .....                         | <b>7</b>  | <b>15</b>         | <b>93</b>      | <b>14</b>                      | <b>14</b>   | —         | —         | —         | —         | —          | —          | —          | —             |
| <b>STE. GENEVIEVE</b> |  |   |                   |                |                                |   |           |           |           |           |            |            |            |               |
|                       | <b>Total</b> .....   | <b>4 628</b>                                    | <b>29 522</b>     | <b>131 199</b> | <b>393</b>                     | <b>223</b>  | <b>79</b> | <b>44</b> | <b>31</b> | <b>10</b> | <b>4</b>   | <b>1</b>   | <b>1</b>   | —             |
| <b>11</b>             | <b>Forestry, fishing, hunting, and agriculture support</b> ..... | <b>(A)</b>                                      | <b>(D)</b>        | <b>(D)</b>     | <b>3</b>                       | <b>3</b>  | —         | —         | —         | —         | —          | —          | —          | —             |
| <b>21</b>             | <b>Mining</b> .....  | <b>(C)</b>                                      | <b>(D)</b>        | <b>(D)</b>     | <b>6</b>                       | <b>4</b>  | <b>1</b>  | —         | —         | —         | <b>1</b>   | —          | —          | —             |
| 212                   | Mining (except oil & gas) .....                                  | (C)   | (D)               | (D)            | 6                              | 4   | 1         | —         | —         | —         | 1          | —          | —          | —             |
| 2123                  | Nonmetallic mineral mining & quarrying .....                     | (C)   | (D)               | (D)            | 6                              | 4   | 1         | —         | —         | —         | 1          | —          | —          | —             |
| 21231                 | Stone mining & quarrying .....                                   | (C)   | (D)               | (D)            | 5                              | 3   | 1         | —         | —         | —         | 1          | —          | —          | —             |
| <b>22</b>             | <b>Utilities</b> .....   | <b>(B)</b>                                      | <b>(D)</b>        | <b>(D)</b>     | <b>2</b>                       | <b>1</b>  | —         | —         | <b>1</b>  | —         | —          | —          | —          | —             |
| <b>23</b>             | <b>Construction</b> .....  | <b>427</b>                                      | <b>3 115</b>      | <b>17 364</b>  | <b>60</b>                      | <b>38</b>   | <b>11</b> | <b>6</b>  | <b>4</b>  | <b>1</b>  | —          | —          | —          | —             |
| 238                   | Specialty Trade Contractors .....                                | 318   | 2 335             | 13 656         | 34                             | 20  | 5         | 4         | 4         | 1         | —          | —          | —          | —             |
| 2389                  | Other Specialty Trade Contractors .....                          | (C)   | (D)               | (D)            | 9                              | 6   | —         | —         | 2         | 1         | —          | —          | —          | —             |
| 23891                 | Site Preparation Contractors .....                               | (C)   | (D)               | (D)            | 8                              | 5   | —         | —         | 2         | 1         | —          | —          | —          | —             |
| <b>31-33</b>          | <b>Manufacturing</b> .....                                       | <b>1 529</b>                                    | <b>13 357</b>     | <b>55 866</b>  | <b>31</b>                      | <b>12</b>   | <b>3</b>  | <b>3</b>  | <b>5</b>  | <b>4</b>  | <b>3</b>   | —          | <b>1</b>   | —             |
| 321                   | Wood product mfg .....   | 224   | 1 448             | 6 603          | 6                              | 2   | 1         | 2         | —         | —         | 1          | —          | —          | —             |
| 3219                  | Other wood product mfg .....                                     | (C)   | (D)               | (D)            | 4                              | 2   | —         | 1         | —         | —         | 1          | —          | —          | —             |
| 32191                 | Millwork .....   | (C)   | (D)               | (D)            | 2                              | —   | —         | 1         | —         | —         | 1          | —          | —          | —             |
| 322                   | Paper mfg .....  | (C)   | (D)               | (D)            | 2                              | —   | —         | —         | 1         | —         | 1          | —          | —          | —             |
| 3222                  | Converted paper product mfg .....                                | (C)   | (D)               | (D)            | 2                              | —   | —         | —         | 1         | —         | 1          | —          | —          | —             |
| 32223                 | Stationery product mfg .....                                     | (C)   | (D)               | (D)            | 2                              | —   | —         | —         | 1         | —         | 1          | —          | —          | —             |
| 323                   | Printing & related support activities .....                      | (C)   | (D)               | (D)            | 2                              | 1   | —         | —         | —         | —         | 1          | —          | —          | —             |
| 3231                  | Printing & related support activities .....                      | (C)   | (D)               | (D)            | 2                              | 1   | —         | —         | —         | —         | 1          | —          | —          | —             |
| 32311                 | Printing .....   | (C)   | (D)               | (D)            | 2                              | 1   | —         | —         | —         | —         | 1          | —          | —          | —             |
| 327                   | Nonmetallic mineral product mfg .....                            | 695   | 8 330             | 34 418         | 4                              | —   | 1         | —         | 1         | 1         | —          | —          | 1          | —             |
| 3274                  | Lime & gypsum product mfg .....                                  | (F)   | (D)               | (D)            | 2                              | —   | —         | —         | —         | 1         | —          | —          | 1          | —             |
| 32741                 | Lime mfg .....   | (F)   | (D)               | (D)            | 2                              | —   | —         | —         | —         | 1         | —          | —          | 1          | —             |
| <b>42</b>             | <b>Wholesale trade</b> .....                                     | <b>135</b>                                      | <b>897</b>        | <b>4 542</b>   | <b>23</b>                      | <b>14</b>   | <b>4</b>  | <b>4</b>  | <b>1</b>  | —         | —          | —          | —          | —             |
| <b>44-45</b>          | <b>Retail trade</b> .....  | <b>462</b>                                      | <b>2 099</b>      | <b>9 072</b>   | <b>64</b>                      | <b>33</b>   | <b>16</b> | <b>10</b> | <b>4</b>  | <b>1</b>  | —          | —          | —          | —             |
| 445                   | Food & beverage stores .....                                     | 133   | 447               | 1 950          | 11                             | 6   | 1         | 2         | 1         | 1         | —          | —          | —          | —             |
| 4451                  | Grocery stores .....   | 104   | 323               | 1 312          | 6                              | 3   | 1         | —         | 1         | 1         | —          | —          | —          | —             |
| 44511                 | Grocery (except convenience) stores .....                        | 104   | 323               | 1 312          | 6                              | 3   | 1         | —         | 1         | 1         | —          | —          | —          | —             |
| 445110                | Grocery (except convenience) stores .....                        | 104   | 323               | 1 312          | 6                              | 3   | 1         | —         | 1         | 1         | —          | —          | —          | —             |
| <b>48-49</b>          | <b>Transportation &amp; warehousing</b> .....                    | <b>89</b>                                       | <b>333</b>        | <b>1 486</b>   | <b>12</b>                      | <b>9</b>  | <b>1</b>  | —         | <b>2</b>  | —         | —          | —          | —          | —             |
| <b>51</b>             | <b>Information</b> .....   | <b>24</b>                                       | <b>154</b>        | <b>671</b>     | <b>5</b>                       | <b>3</b>  | <b>1</b>  | <b>1</b>  | —         | —         | —          | —          | —          | —             |
| <b>52</b>             | <b>Finance &amp; insurance</b> .....                             | <b>114</b>                                      | <b>702</b>        | <b>3 241</b>   | <b>19</b>                      | <b>11</b>   | <b>4</b>  | <b>3</b>  | <b>1</b>  | —         | —          | —          | —          | —             |
| <b>53</b>             | <b>Real estate &amp; rental &amp; leasing</b> .....              | <b>21</b>                                       | <b>41</b>         | <b>178</b>     | <b>8</b>                       | <b>7</b>  | <b>1</b>  | —         | —         | —         | —          | —          | —          | —             |
| <b>54</b>             | <b>Professional, scientific &amp; technical services</b> .....   | <b>92</b>                                       | <b>374</b>        | <b>1 644</b>   | <b>21</b>                      | <b>14</b>   | <b>6</b>  | —         | <b>1</b>  | —         | —          | —          | —          | —             |
| <b>55</b>             | <b>Management of companies &amp; enterprises</b> .....           | <b>(A)</b>                                      | <b>(D)</b>        | <b>(D)</b>     | <b>1</b>                       | —   | <b>1</b>  | —         | —         | —         | —          | —          | —          | —             |
| <b>56</b>             | <b>Admin. support, waste mgt, remediation services</b> .....     | <b>(B)</b>                                      | <b>(D)</b>        | <b>(D)</b>     | <b>10</b>                      | <b>8</b>  | <b>1</b>  | —         | <b>1</b>  | —         | —          | —          | —          | —             |
| <b>61</b>             | <b>Educational services</b> .....                                | <b>(A)</b>                                      | <b>(D)</b>        | <b>(D)</b>     | <b>4</b>                       | <b>2</b>  | <b>2</b>  | —         | —         | —         | —          | —          | —          | —             |
| <b>62</b>             | <b>Health care and social assistance</b> .....                   | <b>733</b>                                      | <b>3 478</b>      | <b>15 135</b>  | <b>33</b>                      | <b>13</b>   | <b>9</b>  | <b>4</b>  | <b>3</b>  | <b>3</b>  | —          | <b>1</b>   | —          | —             |
| 622                   | Hospitals .....  | (E)   | (D)               | (D)            | 1                              | —   | —         | —         | —         | —         | —          | 1          | —          | —             |
| 6221                  | General medical & surgical hospitals .....                       | (E)   | (D)               | (D)            | 1                              | —   | —         | —         | —         | —         | —          | 1          | —          | —             |
| 62211                 | General medical & surgical hospitals .....                       | (E)   | (D)               | (D)            | 1                              | —   | —         | —         | —         | —         | —          | 1          | —          | —             |
| 623                   | Nursing & residential care facilities .....                      | 246   | 890               | 3 651          | 8                              | 1   | 1         | 2         | 2         | 2         | —          | —          | —          | —             |
| 6231                  | Nursing care facilities .....                                    | 188   | 656               | 2 700          | 3                              | —   | —         | —         | 1         | 2         | —          | —          | —          | —             |
| 62311                 | Nursing care facilities .....                                    | 188   | 656               | 2 700          | 3                              | —   | —         | —         | 1         | 2         | —          | —          | —          | —             |
| 623110                | Nursing care facilities .....                                    | 188   | 656               | 2 700          | 3                              | —   | —         | —         | 1         | 2         | —          | —          | —          | —             |
| 624                   | Social assistance .....  | (C)   | (D)               | (D)            | 9                              | 3   | 3         | 1         | 1         | 1         | —          | —          | —          | —             |
| <b>71</b>             | <b>Arts, entertainment &amp; recreation</b> .....                | <b>27</b>                                       | <b>33</b>         | <b>220</b>     | <b>6</b>                       | <b>3</b>  | <b>2</b>  | <b>1</b>  | —         | —         | —          | —          | —          | —             |
| <b>72</b>             | <b>Accommodation &amp; food services</b> .....                   | <b>295</b>                                      | <b>784</b>        | <b>3 078</b>   | <b>25</b>                      | <b>7</b>  | <b>7</b>  | <b>4</b>  | <b>7</b>  | —         | —          | —          | —          | —             |
| 722                   | Food services & drinking places .....                            | (C)   | (D)               | (D)            | 18                             | 5   | 6         | 1         | 6         | —         | —          | —          | —          | —             |
| 7222                  | Limited-service eating places .....                              | 131   | 324               | 1 200          | 9                              | 3   | 2         | 1         | 3         | —         | —          | —          | —          | —             |
| 72221                 | Limited-service eating places .....                              | 131   | 324               | 1 200          | 9                              | 3   | 2         | 1         | 3         | —         | —          | —          | —          | —             |
| <b>81</b>             | <b>Other services (except public administration)</b> .....       | <b>338</b>                                      | <b>1 222</b>      | <b>5 237</b>   | <b>57</b>                      | <b>38</b>   | <b>9</b>  | <b>8</b>  | <b>1</b>  | <b>1</b>  | —          | —          | —          | —             |
| 813                   | Religious, grantmaking, civic, prof & like organizations .....   | 214   | 699               | 2 883          | 28                             | 16  | 5         | 6         | —         | 1         | —          | —          | —          | —             |
| 8131                  | Religious organizations .....                                    | 142   | 583               | 2 341          | 17                             | 12  | 2         | 2         | —         | 1         | —          | —          | —          | —             |
| 81311                 | Religious organizations .....                                    | 142   | 583               | 2 341          | 17                             | 12  | 2         | 2         | —         | 1         | —          | —          | —          | —             |
| 813110                | Religious organizations .....                                    | 142   | 583               | 2 341          | 17                             | 12  | 2         | 2         | —         | 1         | —          | —          | —          | —             |

See footnotes at end of table.

**Table 6. Counties—Employees, Payroll, and Establishments by Industry: 2003—Con.**

[Excludes most government employees, railroad employees, and self-employed persons. Size class 1 to 4 includes establishments with payroll, but no employees, during mid-March pay period. (D) denotes figures withheld to avoid disclosing data for individual companies; the data are included in broader industry totals. Detailed industries with 100 or more employees are shown if industry was not a (D). For explanation of terms, abbreviations, and data reliability/comparability, see introductory text]

| NAICS code   | Industry   | Number of employees for week including March 12 | Payroll (\$1,000) |         | Total number of establishments | Number of establishments by employment-size class |        |          |          |          |            |            |            |               |
|--------------|--|---|-------------------|---------|--------------------------------|---|--------|----------|----------|----------|------------|------------|------------|---------------|
|              |  |   | First quarter     | Annual  |                                | 1 to 4  | 5 to 9 | 10 to 19 | 20 to 49 | 50 to 99 | 100 to 249 | 250 to 499 | 500 to 999 | 1,000 or more |
| <b>99</b>    | <b>STE. GENEVIEVE—Con.</b>   |   |                   |         |                                |   |        |          |          |          |            |            |            |               |
|              | Unclassified establishments .....  | 3   | 7                 | 20      | 3                              | 3   | —      | —        | —        | —        | —          | —          | —          | —             |
|              | <b>ST. FRANCOIS</b>  |   |                   |         |                                |   |        |          |          |          |            |            |            |               |
|              | Total .....  | 18 225  | 94 651            | 403 945 | 1 349                          | 760   | 248    | 162      | 123      | 32       | 12         | 9          | 3          | —             |
| <b>11</b>    | <b>Forestry, fishing, hunting, and agriculture support</b> .....         | (B)   | (D)               | (D)     | 5                              | 4   | —      | 1        | —        | —        | —          | —          | —          | —             |
| <b>21</b>    | <b>Mining</b> .....  | 68  | 447               | 1 989   | 6                              | 2   | —      | 3        | 1        | —        | —          | —          | —          | —             |
| <b>22</b>    | <b>Utilities</b> .....   | 115   | 1 520             | 6 319   | 5                              | 2   | 1      | —        | 1        | 1        | —          | —          | —          | —             |
| 221          | Utilities .....  | 115   | 1 520             | 6 319   | 5                              | 2   | 1      | —        | 1        | 1        | —          | —          | —          | —             |
| <b>23</b>    | <b>Construction</b> .....  | 1 108   | 6 379             | 29 419  | 161                            | 106   | 32     | 13       | 7        | 2        | 1          | —          | —          | —             |
| 236          | Construction of Buildings .....  | 224   | 1 252             | 5 574   | 42                             | 26  | 12     | 2        | 2        | —        | —          | —          | —          | —             |
| 2361         | Residential Building Construction .....                                  | 125   | 524               | 2 645   | 33                             | 21  | 11     | 1        | —        | —        | —          | —          | —          | —             |
| 23611        | Residential Building Construction .....                                  | 125   | 524               | 2 645   | 33                             | 21  | 11     | 1        | —        | —        | —          | —          | —          | —             |
| 236115       | New Single-Family Housing Construction (except Operative Builders) ..... | 104   | 434               | 1 956   | 21                             | 10  | 10     | 1        | —        | —        | —          | —          | —          | —             |
| 238          | Specialty Trade Contractors .....  | 800   | 4 587             | 21 127  | 107                            | 75  | 15     | 10       | 4        | 2        | 1          | —          | —          | —             |
| 2381         | Foundation, Structure, and Building Exterior Contractors .....           | 190   | 737               | 4 064   | 34                             | 23  | 6      | 3        | 2        | —        | —          | —          | —          | —             |
| 2382         | Building Equipment Contractors .....                                     | 340   | 2 851             | 11 682  | 36                             | 25  | 6      | 3        | 1        | —        | 1          | —          | —          | —             |
| 23822        | Plumbing, Heating, and Air-Conditioning Contractors .....                | 287   | 2 425             | 9 826   | 25                             | 18  | 5      | —        | 1        | —        | 1          | —          | —          | —             |
| 238220       | Plumbing, Heating, and Air-Conditioning Contractors .....                | 287   | 2 425             | 9 826   | 25                             | 18  | 5      | —        | 1        | —        | 1          | —          | —          | —             |
| 2383         | Building Finishing Contractors .....                                     | 150   | 588               | 2 834   | 18                             | 12  | 2      | 2        | 1        | 1        | —          | —          | —          | —             |
| 2389         | Other Specialty Trade Contractors .....                                  | 120   | 411               | 2 547   | 19                             | 15  | 1      | 2        | —        | 1        | —          | —          | —          | —             |
| <b>31-33</b> | <b>Manufacturing</b> .....   | 2 489   | 16 580            | 72 703  | 56                             | 19  | 13     | 6        | 10       | 3        | 1          | 3          | 1          | —             |
| 326          | Plastics & rubber products mfg .....                                     | 473   | 2 841             | 14 195  | 4                              | —   | 1      | —        | 1        | —        | 1          | 1          | —          | —             |
| 3261         | Plastics product mfg .....   | (E)   | (D)               | (D)     | 3                              | —   | 1      | —        | —        | —        | 1          | 1          | —          | —             |
| 32619        | Other plastics product mfg .....   | (E)   | (D)               | (D)     | 3                              | —   | 1      | —        | —        | —        | 1          | 1          | —          | —             |
| 327          | Nonmetallic mineral product mfg .....                                    | 703   | 4 130             | 20 201  | 8                              | 1   | 3      | 1        | 1        | 1        | —          | —          | 1          | —             |
| 3272         | Glass & glass product mfg .....  | (F)   | (D)               | (D)     | 1                              | —   | —      | —        | —        | —        | —          | —          | 1          | —             |
| 32721        | Glass & glass product mfg .....  | (F)   | (D)               | (D)     | 1                              | —   | —      | —        | —        | —        | —          | —          | 1          | —             |
| 332          | Fabricated metal product mfg .....                                       | 171   | 1 067             | 4 974   | 12                             | 5   | 3      | 2        | —        | 2        | —          | —          | —          | —             |
| 333          | Machinery mfg .....  | (E)   | (D)               | (D)     | 2                              | —   | —      | —        | 1        | —        | —          | —          | —          | —             |
| 3335         | Metalworking machinery mfg .....   | (E)   | (D)               | (D)     | 1                              | —   | —      | —        | —        | —        | —          | —          | 1          | —             |
| 33351        | Metalworking machinery mfg .....   | (E)   | (D)               | (D)     | 1                              | —   | —      | —        | —        | —        | —          | —          | 1          | —             |
| 339          | Miscellaneous mfg .....  | (E)   | (D)               | (D)     | 4                              | 3   | —      | —        | —        | —        | —          | —          | 1          | —             |
| 3399         | Other miscellaneous mfg .....  | (E)   | (D)               | (D)     | 3                              | 2   | —      | —        | —        | —        | —          | —          | 1          | —             |
| 33992        | Sporting & athletic goods mfg .....                                      | (E)   | (D)               | (D)     | 1                              | —   | —      | —        | —        | —        | —          | —          | 1          | —             |
| <b>42</b>    | <b>Wholesale trade</b> .....   | 493   | 3 492             | 14 151  | 48                             | 22  | 11     | 8        | 6        | 1        | —          | —          | —          | —             |
| 423          | Merchant Wholesalers, Durable Goods .....                                | (E)   | (D)               | (D)     | 29                             | 13  | 6      | 7        | 3        | —        | —          | —          | —          | —             |
| 4238         | Machinery, Equipment, and Supplies Merchant Wholesalers .....            | 109   | 611               | 2 669   | 10                             | 2   | 4      | 3        | 1        | —        | —          | —          | —          | —             |
| 424          | Merchant Wholesalers, Nondurable Goods .....                             | 230   | 1 997             | 7 790   | 17                             | 7   | 5      | 1        | 3        | 1        | —          | —          | —          | —             |
| 4243         | Apparel, Piece Goods, and Notions Merchant Wholesalers .....             | (C)   | (D)               | (D)     | 2                              | —   | —      | —        | 1        | 1        | —          | —          | —          | —             |
| <b>44-45</b> | <b>Retail trade</b> .....  | 3 128   | 12 474            | 54 783  | 236                            | 101   | 66     | 42       | 17       | 5        | 3          | 2          | —          | —             |
| 441          | Motor vehicle & parts dealers .....                                      | 324   | 1 786             | 8 103   | 40                             | 20  | 10     | 6        | 3        | 1        | —          | —          | —          | —             |
| 4411         | Automobile dealers .....   | 159   | 1 204             | 5 466   | 14                             | 8   | 2      | 1        | 2        | 1        | —          | —          | —          | —             |
| 44111        | New car dealers .....  | 128   | 998               | 4 486   | 6                              | 2   | 1      | —        | 2        | 1        | —          | —          | —          | —             |
| 441110       | New car dealers .....  | 128   | 998               | 4 486   | 6                              | 2   | 1      | —        | 2        | 1        | —          | —          | —          | —             |
| 4413         | Automotive parts, accessories & tire stores .....                        | 129   | 379               | 1 707   | 20                             | 10  | 4      | 5        | 1        | —        | —          | —          | —          | —             |
| 444          | Bldg material & garden equip & supp dealers .....                        | 200   | 813               | 4 951   | 23                             | 9   | 4      | 8        | 2        | —        | —          | —          | —          | —             |
| 4441         | Building material & supplies dealers .....                               | 163   | 677               | 4 359   | 17                             | 7   | 2      | 6        | 2        | —        | —          | —          | —          | —             |
| 445          | Food & beverage stores .....   | 518   | 1 579             | 6 411   | 29                             | 13  | 4      | 5        | 4        | 2        | 1          | —          | —          | —             |
| 4451         | Grocery stores .....   | 481   | 1 382             | 5 542   | 24                             | 11  | 2      | 4        | 4        | 2        | 1          | —          | —          | —             |
| 44511        | Grocery (except convenience) stores .....                                | 414   | 1 212             | 4 939   | 15                             | 7   | —      | 1        | 4        | 2        | 1          | —          | —          | —             |
| 445110       | Grocery (except convenience) stores .....                                | 414   | 1 212             | 4 939   | 15                             | 7   | —      | 1        | 4        | 2        | 1          | —          | —          | —             |
| 446          | Health & personal care stores .....                                      | 225   | 1 285             | 5 846   | 17                             | 8   | 4      | 2        | 2        | 1        | —          | —          | —          | —             |
| 4461         | Health & personal care stores .....                                      | 225   | 1 285             | 5 846   | 17                             | 8   | 4      | 2        | 2        | 1        | —          | —          | —          | —             |
| 44611        | Pharmacies & drug stores .....   | 204   | 1 193             | 5 455   | 12                             | 4   | 3      | 2        | 2        | 1        | —          | —          | —          | —             |
| 446110       | Pharmacies & drug stores .....   | 204   | 1 193             | 5 455   | 12                             | 4   | 3      | 2        | 2        | 1        | —          | —          | —          | —             |
| 447          | Gasoline stations .....  | 345   | 827               | 3 531   | 35                             | 9   | 11     | 12       | 3        | —        | —          | —          | —          | —             |
| 4471         | Gasoline stations .....  | 345   | 827               | 3 531   | 35                             | 9   | 11     | 12       | 3        | —        | —          | —          | —          | —             |
| 44711        | Gasoline stations with convenience stores .....                          | 303   | 686               | 2 928   | 30                             | 7   | 9      | 12       | 2        | —        | —          | —          | —          | —             |
| 447110       | Gasoline stations with convenience stores .....                          | 303   | 686               | 2 928   | 30                             | 7   | 9      | 12       | 2        | —        | —          | —          | —          | —             |
| 452          | General merchandise stores .....   | 1 116   | 4 478             | 19 075  | 14                             | —   | 7      | 1        | 1        | 1        | 2          | 2          | —          | —             |
| 4521         | Department stores .....  | 542   | 1 891             | 9 557   | 4                              | —   | —      | —        | —        | 1        | 2          | 1          | —          | —             |
| 45211        | Department stores .....  | 542   | 1 891             | 9 557   | 4                              | —   | —      | —        | —        | 1        | 2          | 1          | —          | —             |
| 4529         | Other general merchandise stores .....                                   | 574   | 2 587             | 9 518   | 10                             | —   | 7      | 1        | 1        | —        | —          | 1          | —          | —             |
| 45291        | Warehouse clubs & superstores .....                                      | (E)   | (D)               | (D)     | 1                              | —   | —      | —        | —        | —        | —          | —          | 1          | —             |
| 45299        | All other general merchandise stores .....                               | (C)   | (D)               | (D)     | 9                              | —   | 7      | 1        | 1        | —        | —          | —          | —          | —             |
| 453          | Miscellaneous store retailers .....                                      | 110   | 471               | 1 781   | 27                             | 18  | 7      | 1        | 1        | —        | —          | —          | —          | —             |

See footnotes at end of table.



**Table 6. Counties—Employees, Payroll, and Establishments by Industry: 2003—Con.**

[Excludes most government employees, railroad employees, and self-employed persons. Size class 1 to 4 includes establishments with payroll, but no employees, during mid-March pay period. (D) denotes figures withheld to avoid disclosing data for individual companies; the data are included in broader industry totals. Detailed industries with 100 or more employees are shown if industry was not a (D). For explanation of terms, abbreviations, and data reliability/comparability, see introductory text]

| NAICS code               | Industry   | Number of employees for week including March 12 | Payroll (\$1,000) |                | Total number of establishments | Number of establishments by employment-size class |           |           |           |          |            |            |            |               |  |
|--------------------------|--|---|-------------------|----------------|--------------------------------|---|-----------|-----------|-----------|----------|------------|------------|------------|---------------|--|
|                          |  |   | First quarter     | Annual         |                                | 1 to 4  | 5 to 9    | 10 to 19  | 20 to 49  | 50 to 99 | 100 to 249 | 250 to 499 | 500 to 999 | 1,000 or more |  |
| <b>ST. FRANCOIS—Con.</b> |  |   |                   |                |                                |   |           |           |           |          |            |            |            |               |  |
| <b>48-49</b>             | <b>Transportation &amp; warehousing</b> .....                  | <b>414</b>                                      | <b>2 026</b>      | <b>8 753</b>   | <b>39</b>                      | <b>24</b>   | <b>5</b>  | <b>6</b>  | <b>2</b>  | <b>2</b> | —          | —          | —          | —             |  |
| 484                      | Truck transportation .....                                     | 128   | 641               | 2 889          | 27                             | 20  | 2         | 4         | 1         | —        | —          | —          | —          | —             |  |
| 488                      | Transportation support activities .....                        | 105   | 370               | 2 117          | 5                              | 3   | 1         | —         | —         | 1        | —          | —          | —          | —             |  |
| 493                      | Warehousing & storage .....                                    | (C)   | (D)               | (D)            | 2                              | —   | —         | 1         | —         | 1        | —          | —          | —          | —             |  |
| 4931                     | Warehousing & storage .....                                    | (C)   | (D)               | (D)            | 2                              | —   | —         | 1         | —         | 1        | —          | —          | —          | —             |  |
| <b>51</b>                | <b>Information</b> .....                                       | <b>244</b>                                      | <b>1 808</b>      | <b>6 738</b>   | <b>17</b>                      | <b>7</b>  | <b>3</b>  | <b>2</b>  | <b>4</b>  | <b>1</b> | —          | —          | —          | —             |  |
| <b>52</b>                | <b>Finance &amp; insurance</b> .....                           | <b>616</b>                                      | <b>4 535</b>      | <b>18 823</b>  | <b>93</b>                      | <b>60</b>   | <b>21</b> | <b>6</b>  | <b>5</b>  | <b>—</b> | <b>1</b>   | —          | —          | —             |  |
| 522                      | Credit intermediation & related activities .....               | 338   | 2 501             | 10 484         | 46                             | 22  | 17        | 3         | 4         | —        | —          | —          | —          | —             |  |
| 5221                     | Depository credit intermediation .....                         | (E)   | (D)               | (D)            | 24                             | 4   | 13        | 3         | 4         | —        | —          | —          | —          | —             |  |
| 52211                    | Commercial banking .....                                       | 241   | 1 758             | 7 383          | 21                             | 3   | 12        | 3         | 3         | —        | —          | —          | —          | —             |  |
| 522110                   | Commercial banking .....                                       | 241   | 1 758             | 7 383          | 21                             | 3   | 12        | 3         | 3         | —        | —          | —          | —          | —             |  |
| 524                      | Insurance carriers & related activities .....                  | 252   | 1 713             | 6 980          | 35                             | 27  | 4         | 2         | 1         | —        | 1          | —          | —          | —             |  |
| 5242                     | Agencies & other insurance related activities ...              | 201   | 1 345             | 5 455          | 31                             | 26  | 3         | 1         | —         | —        | 1          | —          | —          | —             |  |
| 52429                    | Other insurance related activities .....                       | (C)   | (D)               | (D)            | 4                              | 2   | 1         | —         | —         | —        | 1          | —          | —          | —             |  |
| <b>53</b>                | <b>Real estate &amp; rental &amp; leasing</b> .....            | <b>313</b>                                      | <b>1 145</b>      | <b>5 002</b>   | <b>46</b>                      | <b>31</b>   | <b>9</b>  | <b>3</b>  | <b>1</b>  | <b>2</b> | —          | —          | —          | —             |  |
| 531                      | Real estate .....  | 224   | 726               | 3 273          | 30                             | 23  | 4         | —         | 1         | 2        | —          | —          | —          | —             |  |
| 5311                     | Lessors of real estate .....                                   | 138   | 473               | 2 058          | 15                             | 12  | 1         | —         | 1         | 1        | —          | —          | —          | —             |  |
| <b>54</b>                | <b>Professional, scientific &amp; technical services</b> ..... | <b>356</b>                                      | <b>2 225</b>      | <b>13 018</b>  | <b>80</b>                      | <b>63</b>   | <b>8</b>  | <b>6</b>  | <b>3</b>  | —        | —          | —          | —          | —             |  |
| 541                      | Professional, scientific & technical services .....            | 356   | 2 225             | 13 018         | 80                             | 63  | 8         | 6         | 3         | —        | —          | —          | —          | —             |  |
| 5411                     | Legal services .....   | 128   | 755               | 3 457          | 33                             | 27  | 4         | 1         | 1         | —        | —          | —          | —          | —             |  |
| 5412                     | Accounting, tax prep, bookkeep, payroll services .....         | 104   | 597               | 6 824          | 20                             | 15  | 3         | 1         | 1         | —        | —          | —          | —          | —             |  |
| 54121                    | Accounting, tax prep, bookkeep, payroll services .....         | 104   | 597               | 6 824          | 20                             | 15  | 3         | 1         | 1         | —        | —          | —          | —          | —             |  |
| <b>55</b>                | <b>Management of companies &amp; enterprises</b> .....         | <b>48</b>                                       | <b>316</b>        | <b>1 237</b>   | <b>5</b>                       | <b>1</b>  | <b>2</b>  | <b>2</b>  | —         | —        | —          | —          | —          | —             |  |
| <b>56</b>                | <b>Admin, support, waste mgt, remediation services</b> .....   | <b>1 481</b>                                    | <b>7 210</b>      | <b>23 177</b>  | <b>44</b>                      | <b>28</b>   | <b>4</b>  | <b>4</b>  | <b>5</b>  | —        | <b>1</b>   | <b>2</b>   | —          | —             |  |
| 561                      | Administrative & support services .....                        | (G)   | (D)               | (D)            | 42                             | 26  | 4         | 4         | 5         | —        | 1          | 2          | —          | —             |  |
| 5613                     | Employment services .....                                      | 1 286   | 6 370             | 19 357         | 7                              | 2   | —         | —         | 2         | —        | 1          | 2          | —          | —             |  |
| 56132                    | Temporary help services .....                                  | (G)   | (D)               | (D)            | 5                              | 1   | —         | —         | 1         | —        | 1          | 2          | —          | —             |  |
| <b>61</b>                | <b>Educational services</b> .....                              | <b>(B)</b>                                      | <b>(D)</b>        | <b>(D)</b>     | <b>10</b>                      | <b>7</b>  | <b>2</b>  | <b>1</b>  | —         | —        | —          | —          | —          | —             |  |
| <b>62</b>                | <b>Health care and social assistance</b> .....                 | <b>4 242</b>                                    | <b>25 151</b>     | <b>100 503</b> | <b>173</b>                     | <b>75</b>   | <b>36</b> | <b>28</b> | <b>19</b> | <b>8</b> | <b>4</b>   | <b>1</b>   | <b>2</b>   | —             |  |
| 621                      | Ambulatory health care services .....                          | 1 331   | 8 277             | 34 920         | 106                            | 46  | 27        | 16        | 10        | 6        | 1          | —          | —          | —             |  |
| 6211                     | Offices of physicians .....                                    | 359   | 3 103             | 13 995         | 38                             | 20  | 8         | 4         | 5         | 1        | —          | —          | —          | —             |  |
| 62111                    | Offices of physicians .....                                    | 359   | 3 103             | 13 995         | 38                             | 20  | 8         | 4         | 5         | 1        | —          | —          | —          | —             |  |
| 6213                     | Offices of other health practitioners .....                    | 179   | 1 216             | 4 111          | 28                             | 19  | 5         | 3         | —         | 1        | —          | —          | —          | —             |  |
| 6214                     | Outpatient care centers .....                                  | (C)   | (D)               | (D)            | 10                             | 2   | 1         | 4         | 2         | 1        | —          | —          | —          | —             |  |
| 62142                    | Outpatient mental health, substance abuse ctrs .....           | 128   | 569               | 2 626          | 6                              | —   | 1         | 4         | —         | 1        | —          | —          | —          | —             |  |
| 621420                   | Outpatient mental health, substance abuse ctrs .....           | 128   | 569               | 2 626          | 6                              | —   | 1         | 4         | —         | 1        | —          | —          | —          | —             |  |
| 6216                     | Home health care services .....                                | 404   | 1 539             | 6 094          | 10                             | 1   | —         | 3         | 3         | 2        | 1          | —          | —          | —             |  |
| 62161                    | Home health care services .....                                | 404   | 1 539             | 6 094          | 10                             | 1   | —         | 3         | 3         | 2        | 1          | —          | —          | —             |  |
| 621610                   | Home health care services .....                                | 404   | 1 539             | 6 094          | 10                             | 1   | —         | 3         | 3         | 2        | 1          | —          | —          | —             |  |
| 622                      | Hospitals .....  | 1 677   | 12 213            | 47 069         | 3                              | —   | —         | —         | —         | —        | —          | —          | 1          | 2             |  |
| 6221                     | General medical & surgical hospitals .....                     | (G)   | (D)               | (D)            | 2                              | —   | —         | —         | —         | —        | —          | —          | 1          | 1             |  |
| 62211                    | General medical & surgical hospitals .....                     | (G)   | (D)               | (D)            | 2                              | —   | —         | —         | —         | —        | —          | —          | 1          | 1             |  |
| 6222                     | Psychiatric & substance abuse hospitals .....                  | (F)   | (D)               | (D)            | 1                              | —   | —         | —         | —         | —        | —          | —          | —          | 1             |  |
| 62221                    | Psychiatric & substance abuse hospitals .....                  | (F)   | (D)               | (D)            | 1                              | —   | —         | —         | —         | —        | —          | —          | —          | 1             |  |
| 623                      | Nursing & residential care facilities .....                    | 572   | 2 273             | 9 258          | 16                             | 2   | 3         | 3         | 5         | 1        | 2          | —          | —          | —             |  |
| 6231                     | Nursing care facilities .....                                  | 287   | 1 201             | 4 856          | 7                              | 1   | 2         | —         | 2         | 1        | 1          | —          | —          | —             |  |
| 62311                    | Nursing care facilities .....                                  | 287   | 1 201             | 4 856          | 7                              | 1   | 2         | —         | 2         | 1        | 1          | —          | —          | —             |  |
| 623110                   | Nursing care facilities .....                                  | 287   | 1 201             | 4 856          | 7                              | 1   | 2         | —         | 2         | 1        | 1          | —          | —          | —             |  |
| 6233                     | Community care facilities for the elderly .....                | 226   | 876               | 3 700          | 5                              | 1   | —         | —         | 3         | —        | 1          | —          | —          | —             |  |
| 62331                    | Community care facilities for the elderly .....                | 226   | 876               | 3 700          | 5                              | 1   | —         | —         | 3         | —        | 1          | —          | —          | —             |  |
| 624                      | Social assistance .....  | 662   | 2 388             | 9 256          | 48                             | 27  | 6         | 9         | 4         | 1        | 1          | —          | —          | —             |  |
| 6241                     | Individual & family services .....                             | 454   | 1 762             | 6 708          | 11                             | 3   | 2         | 1         | 3         | 1        | 1          | —          | —          | —             |  |
| 62412                    | Services for elderly & disabled persons .....                  | (C)   | (D)               | (D)            | 9                              | 3   | 1         | 1         | 3         | 1        | —          | —          | —          | —             |  |
| 62419                    | Other individual & family services .....                       | (C)   | (D)               | (D)            | 2                              | —   | 1         | —         | —         | —        | 1          | —          | —          | —             |  |
| 6244                     | Child day care services .....                                  | (C)   | (D)               | (D)            | 34                             | 23  | 4         | 7         | —         | —        | —          | —          | —          | —             |  |
| 62441                    | Child day care services .....                                  | (C)   | (D)               | (D)            | 34                             | 23  | 4         | 7         | —         | —        | —          | —          | —          | —             |  |
| <b>71</b>                | <b>Arts, entertainment &amp; recreation</b> .....              | <b>91</b>                                       | <b>248</b>        | <b>1 158</b>   | <b>14</b>                      | <b>8</b>  | <b>2</b>  | <b>2</b>  | <b>2</b>  | —        | —          | —          | —          | —             |  |
| <b>72</b>                | <b>Accommodation &amp; food services</b> .....                 | <b>1 780</b>                                    | <b>4 080</b>      | <b>17 640</b>  | <b>102</b>                     | <b>35</b>   | <b>10</b> | <b>17</b> | <b>33</b> | <b>6</b> | <b>1</b>   | —          | —          | —             |  |
| 721                      | Accommodation .....  | 121   | 300               | 1 267          | 9                              | 3   | 3         | 2         | —         | 1        | —          | —          | —          | —             |  |
| 7211                     | Traveler accommodation .....                                   | (C)   | (D)               | (D)            | 8                              | 3   | 2         | 2         | —         | 1        | —          | —          | —          | —             |  |
| 72111                    | Hotels (exc casino hotels) & motels .....                      | (C)   | (D)               | (D)            | 8                              | 3   | 2         | 2         | —         | 1        | —          | —          | —          | —             |  |
| 722                      | Food services & drinking places .....                          | 1 659   | 3 780             | 16 373         | 93                             | 32  | 7         | 15        | 33        | 5        | 1          | —          | —          | —             |  |
| 7221                     | Full-service restaurants .....                                 | 665   | 1 597             | 6 936          | 34                             | 11  | 6         | 4         | 9         | 3        | 1          | —          | —          | —             |  |
| 72211                    | Full-service restaurants .....                                 | 665   | 1 597             | 6 936          | 34                             | 11  | 6         | 4         | 9         | 3        | 1          | —          | —          | —             |  |
| 722110                   | Full-service restaurants .....                                 | 665   | 1 597             | 6 936          | 34                             | 11  | 6         | 4         | 9         | 3        | 1          | —          | —          | —             |  |
| 7222                     | Limited-service eating places .....                            | 980   | 2 132             | 9 193          | 48                             | 10  | 1         | 11        | 24        | 2        | —          | —          | —          | —             |  |
| 72221                    | Limited-service eating places .....                            | 980   | 2 132             | 9 193          | 48                             | 10  | 1         | 11        | 24        | 2        | —          | —          | —          | —             |  |
| 722211                   | Limited-service restaurants .....                              | 942   | 2 031             | 9 015          | 43                             | 6   | 1         | 11        | 23        | 2        | —          | —          | —          | —             |  |

See footnotes at end of table.

**Table 6. Counties—Employees, Payroll, and Establishments by Industry: 2003—Con.**

[Excludes most government employees, railroad employees, and self-employed persons. Size class 1 to 4 includes establishments with payroll, but no employees, during mid-March pay period. (D) denotes figures withheld to avoid disclosing data for individual companies; the data are included in broader industry totals. Detailed industries with 100 or more employees are shown if industry was not a (D). For explanation of terms, abbreviations, and data reliability/comparability, see introductory text]

| NAICS code               | Industry   | Number of employees for week including March 12 | Payroll (\$1,000) |                   | Total number of establishments | Number of establishments by employment-size class |              |              |              |              |            |            |            |               |  |
|--------------------------|--|---|-------------------|-------------------|--------------------------------|---|--------------|--------------|--------------|--------------|------------|------------|------------|---------------|--|
|                          |  |   | First quarter     | Annual            |                                | 1 to 4  | 5 to 9       | 10 to 19     | 20 to 49     | 50 to 99     | 100 to 249 | 250 to 499 | 500 to 999 | 1,000 or more |  |
| <b>ST. FRANCOIS—Con.</b> |  |   |                   |                   |                                |   |              |              |              |              |            |            |            |               |  |
| <b>81</b>                | <b>Other services (except public administration) .....</b>               | <b>1 140</b>                                    | <b>4 713</b>      | <b>27 267</b>     | <b>158</b>                     | <b>114</b>  | <b>23</b>    | <b>12</b>    | <b>7</b>     | <b>1</b>     | <b>—</b>   | <b>1</b>   | <b>—</b>   | <b>—</b>      |  |
| 811                      | Repair & maintenance .....   | 153   | 749               | 3 012             | 42                             | 34  | 3            | 4            | 1            | —            | —          | —          | —          | —             |  |
| 8111                     | Automotive repair & maintenance .....                                    | 141   | 691               | 2 771             | 35                             | 27  | 3            | 4            | 1            | —            | —          | —          | —          | —             |  |
| 812                      | Personal & laundry services .....  | 125   | 394               | 1 728             | 28                             | 19  | 5            | 2            | 2            | —            | —          | —          | —          | —             |  |
| 813                      | Religious, grantmaking, civic, prof & like organizations .....           | 862   | 3 570             | 22 527            | 88                             | 61  | 15           | 6            | 4            | 1            | —          | 1          | —          | —             |  |
| 8131                     | Religious organizations .....  | 297   | 860               | 3 528             | 63                             | 46  | 11           | 2            | 4            | —            | —          | —          | —          | —             |  |
| 81311                    | Religious organizations .....  | 297   | 860               | 3 528             | 63                             | 46  | 11           | 2            | 4            | —            | —          | —          | —          | —             |  |
| 813110                   | Religious organizations .....  | 297   | 860               | 3 528             | 63                             | 46  | 11           | 2            | 4            | —            | —          | —          | —          | —             |  |
| 8134                     | Civic & social organizations .....                                       | 115   | 809               | 3 505             | 9                              | 5   | 3            | —            | —            | 1            | —          | —          | —          | —             |  |
| 81341                    | Civic & social organizations .....                                       | 115   | 809               | 3 505             | 9                              | 5   | 3            | —            | —            | 1            | —          | —          | —          | —             |  |
| 813410                   | Civic & social organizations .....                                       | 115   | 809               | 3 505             | 9                              | 5   | 3            | —            | —            | 1            | —          | —          | —          | —             |  |
| 8139                     | Business, labor, political, like organizations .....                     | 437   | 1 851             | 15 295            | 10                             | 4   | 1            | 4            | —            | —            | —          | 1          | —          | —             |  |
| 81392                    | Professional organizations .....   | (E)   | (D)               | (D)               | 3                              | 2   | —            | —            | —            | —            | —          | 1          | —          | —             |  |
| <b>99</b>                | <b>Unclassified establishments .....</b>                                 | <b>38</b>                                       | <b>87</b>         | <b>380</b>        | <b>51</b>                      | <b>51</b>   | <b>—</b>     | <b>—</b>     | <b>—</b>     | <b>—</b>     | <b>—</b>   | <b>—</b>   | <b>—</b>   | <b>—</b>      |  |
| <b>ST. LOUIS</b>         |  |   |                   |                   |                                |   |              |              |              |              |            |            |            |               |  |
|                          | <b>Total .....</b>   | <b>573 658</b>                                  | <b>5 214 719</b>  | <b>21 281 302</b> | <b>29 633</b>                  | <b>15 029</b>                                     | <b>5 459</b> | <b>4 010</b> | <b>3 061</b> | <b>1 119</b> | <b>697</b> | <b>163</b> | <b>59</b>  | <b>36</b>     |  |
| <b>11</b>                | <b>Forestry, fishing, hunting, and agriculture support .....</b>         | <b>51</b>                                       | <b>207</b>        | <b>858</b>        | <b>11</b>                      | <b>7</b>  | <b>2</b>     | <b>2</b>     | <b>—</b>     | <b>—</b>     | <b>—</b>   | <b>—</b>   | <b>—</b>   | <b>—</b>      |  |
| <b>21</b>                | <b>Mining .....</b>  | <b>450</b>                                      | <b>5 871</b>      | <b>27 020</b>     | <b>23</b>                      | <b>9</b>  | <b>2</b>     | <b>—</b>     | <b>11</b>    | <b>1</b>     | <b>—</b>   | <b>—</b>   | <b>—</b>   | <b>—</b>      |  |
| 212                      | Mining (except oil & gas) .....  | 401   | 4 790             | 23 583            | 14                             | 2   | 1            | —            | 10           | 1            | —          | —          | —          | —             |  |
| 2123                     | Nonmetallic mineral mining & quarrying .....                             | 401   | 4 790             | 23 583            | 14                             | 2   | 1            | —            | 10           | 1            | —          | —          | —          | —             |  |
| 21231                    | Stone mining & quarrying .....   | 268   | 3 328             | 16 415            | 9                              | 1   | 1            | —            | 6            | 1            | —          | —          | —          | —             |  |
| 21232                    | Sand, gravel, clay, refractory minerals mining .....                     | 133   | 1 462             | 7 168             | 5                              | 1   | —            | —            | 4            | —            | —          | —          | —          | —             |  |
| <b>22</b>                | <b>Utilities .....</b>   | <b>2 209</b>                                    | <b>34 688</b>     | <b>133 431</b>    | <b>26</b>                      | <b>12</b>   | <b>1</b>     | <b>1</b>     | <b>4</b>     | <b>3</b>     | <b>1</b>   | <b>4</b>   | <b>—</b>   | <b>—</b>      |  |
| 221                      | Utilities .....  | 2 209   | 34 688            | 133 431           | 26                             | 12  | 1            | 1            | 4            | 3            | 1          | 4          | —          | —             |  |
| 2211                     | Elec pwr generation, transmsn & distribution ...                         | (F)   | (D)               | (D)               | 20                             | 10  | —            | 1            | 4            | 3            | 1          | 1          | —          | —             |  |
| 22112                    | Electric pwr transmsn, control & distribution ..                         | (F)   | (D)               | (D)               | 20                             | 10  | —            | 1            | 4            | 3            | 1          | 1          | —          | —             |  |
| 2212                     | Natural gas distribution .....   | (F)   | (D)               | (D)               | 3                              | —   | 1            | —            | —            | —            | —          | 2          | —          | —             |  |
| 22121                    | Natural gas distribution .....   | (F)   | (D)               | (D)               | 3                              | —   | 1            | —            | —            | —            | —          | 2          | —          | —             |  |
| 2213                     | Water, sewage & other systems .....                                      | (E)   | (D)               | (D)               | 3                              | 2   | —            | —            | —            | —            | —          | 1          | —          | —             |  |
| 22131                    | Water supply & irrigation systems .....                                  | (E)   | (D)               | (D)               | 3                              | 2   | —            | —            | —            | —            | —          | 1          | —          | —             |  |
| <b>23</b>                | <b>Construction .....</b>  | <b>39 798</b>                                   | <b>406 280</b>    | <b>1 792 959</b>  | <b>2 405</b>                   | <b>1 342</b>                                      | <b>388</b>   | <b>323</b>   | <b>229</b>   | <b>72</b>    | <b>34</b>  | <b>10</b>  | <b>3</b>   | <b>4</b>      |  |
| 236                      | Construction of Buildings .....  | 14 812  | 151 994           | 618 426           | 808                            | 529   | 118          | 87           | 48           | 11           | 8          | 2          | 2          | 3             |  |
| 2361                     | Residential Building Construction .....                                  | 4 819   | 43 693            | 211 655           | 635                            | 458   | 87           | 51           | 26           | 5            | 6          | 1          | 1          | —             |  |
| 23611                    | Residential Building Construction .....                                  | 4 819   | 43 693            | 211 655           | 635                            | 458   | 87           | 51           | 26           | 5            | 6          | 1          | 1          | —             |  |
| 236115                   | New Single-Family Housing Construction (except Operative Builders) ..... | 1 891   | 17 946            | 85 507            | 250                            | 184   | 36           | 19           | 7            | 1            | 2          | —          | 1          | —             |  |
| 236116                   | New Multifamily Housing Construction (except Operative Builders) .....   | 171   | 2 372             | 8 362             | 10                             | 3   | 2            | 3            | 1            | 1            | —          | —          | —          | —             |  |
| 236117                   | New Housing Operative Builders .....                                     | 966   | 10 997            | 62 401            | 37                             | 9   | 6            | 11           | 7            | 1            | 3          | —          | —          | —             |  |
| 236118                   | Residential Remodelers .....   | 1 791   | 12 378            | 55 385            | 338                            | 262   | 43           | 18           | 11           | 2            | 1          | 1          | —          | —             |  |
| 2362                     | Nonresidential Building Construction .....                               | 9 993   | 108 301           | 406 771           | 173                            | 71  | 31           | 36           | 22           | 6            | 2          | 1          | 1          | 3             |  |
| 23621                    | Industrial Building Construction .....                                   | (H)   | (D)               | (D)               | 6                              | 2   | 1            | —            | 1            | —            | —          | —          | 1          | 1             |  |
| 23622                    | Commercial and Institutional Building Construction .....                 | (I)   | (D)               | (D)               | 167                            | 69  | 30           | 36           | 21           | 6            | 2          | 1          | —          | 2             |  |
| 237                      | Heavy and Civil Engineering Construction .....                           | 3 138   | 32 520            | 172 347           | 129                            | 63  | 18           | 13           | 20           | 8            | 4          | 3          | —          | —             |  |
| 2371                     | Utility System Construction .....  | 1 072   | 12 217            | 47 695            | 40                             | 16  | 8            | 4            | 9            | 1            | 1          | 1          | —          | —             |  |
| 23711                    | Water and Sewer Line and Related Structures Construction .....           | 440   | 4 384             | 20 016            | 28                             | 12  | 4            | 2            | 9            | 1            | —          | —          | —          | —             |  |
| 237110                   | Water and Sewer Line and Related Structures Construction .....           | 440   | 4 384             | 20 016            | 28                             | 12  | 4            | 2            | 9            | 1            | —          | —          | —          | —             |  |
| 23713                    | Power and Communication Line and Related Structures Construction .....   | 632   | 7 833             | 27 679            | 12                             | 4   | 4            | 2            | —            | —            | 1          | 1          | —          | —             |  |
| 237130                   | Power and Communication Line and Related Structures Construction .....   | 632   | 7 833             | 27 679            | 12                             | 4   | 4            | 2            | —            | —            | 1          | 1          | —          | —             |  |
| 2372                     | Land Subdivision .....   | 124   | 1 776             | 7 194             | 30                             | 25  | 2            | 1            | 2            | —            | —          | —          | —          | —             |  |
| 23721                    | Land Subdivision .....   | 124   | 1 776             | 7 194             | 30                             | 25  | 2            | 1            | 2            | —            | —          | —          | —          | —             |  |
| 237210                   | Land Subdivision .....   | 124   | 1 776             | 7 194             | 30                             | 25  | 2            | 1            | 2            | —            | —          | —          | —          | —             |  |
| 2373                     | Highway, Street, and Bridge Construction .....                           | 1 315   | 11 665            | 85 833            | 46                             | 17  | 7            | 6            | 8            | 5            | 2          | 1          | —          | —             |  |
| 23731                    | Highway, Street, and Bridge Construction .....                           | 1 315   | 11 665            | 85 833            | 46                             | 17  | 7            | 6            | 8            | 5            | 2          | 1          | —          | —             |  |
| 237310                   | Highway, Street, and Bridge Construction ..                              | 1 315   | 11 665            | 85 833            | 46                             | 17  | 7            | 6            | 8            | 5            | 2          | 1          | —          | —             |  |
| 2379                     | Other Heavy and Civil Engineering Construction .....                     | 627   | 6 862             | 31 625            | 13                             | 5   | 1            | 2            | 1            | 2            | 1          | 1          | —          | —             |  |
| 23799                    | Other Heavy and Civil Engineering Construction .....                     | 627   | 6 862             | 31 625            | 13                             | 5   | 1            | 2            | 1            | 2            | 1          | 1          | —          | —             |  |
| 237990                   | Other Heavy and Civil Engineering Construction .....                     | 627   | 6 862             | 31 625            | 13                             | 5   | 1            | 2            | 1            | 2            | 1          | 1          | —          | —             |  |

See footnotes at end of table.

**Table 6. Counties—Employees, Payroll, and Establishments by Industry: 2003—Con.**

[Excludes most government employees, railroad employees, and self-employed persons. Size class 1 to 4 includes establishments with payroll, but no employees, during mid-March pay period. (D) denotes figures withheld to avoid disclosing data for individual companies; the data are included in broader industry totals. Detailed industries with 100 or more employees are shown if industry was not a (D). For explanation of terms, abbreviations, and data reliability/comparability, see introductory text]

| NAICS code            | Industry   | Number of employees for week including March 12 | Payroll (\$1,000) |                  | Total number of establishments | Number of establishments by employment-size class |            |            |            |           |            |            |            |               |
|-----------------------|--|---|-------------------|------------------|--------------------------------|---|------------|------------|------------|-----------|------------|------------|------------|---------------|
|                       |  |   | First quarter     | Annual           |                                | 1 to 4  | 5 to 9     | 10 to 19   | 20 to 49   | 50 to 99  | 100 to 249 | 250 to 499 | 500 to 999 | 1,000 or more |
| <b>ST. LOUIS—Con.</b> |  |   |                   |                  |                                |   |            |            |            |           |            |            |            |               |
| <b>23</b>             | <b>Construction—Con.</b>                                       |   |                   |                  |                                |   |            |            |            |           |            |            |            |               |
| 238                   | Specialty Trade Contractors .....                              | 21 848  | 221 766           | 1 002 186        | 1 468                          | 750   | 252        | 223        | 161        | 53        | 22         | 5          | 1          | 1             |
| 2381                  | Foundation, Structure, and Building Exterior Contractors ..... | 4 861   | 39 376            | 201 379          | 371                            | 166   | 78         | 65         | 44         | 12        | 5          | 1          | —          | —             |
| 23811                 | Poured Concrete Foundation and Structure Contractors .....     | 1 141   | 7 363             | 46 315           | 90                             | 40  | 19         | 16         | 12         | 1         | 2          | —          | —          | —             |
| 238110                | Poured Concrete Foundation and Structure Contractors .....     | 1 141   | 7 363             | 46 315           | 90                             | 40  | 19         | 16         | 12         | 1         | 2          | —          | —          | —             |
| 23812                 | Structural Steel and Precast Concrete Contractors .....        | 229   | 2 150             | 10 865           | 10                             | 3   | 2          | 1          | 2          | 2         | —          | —          | —          | —             |
| 238120                | Structural Steel and Precast Concrete Contractors .....        | 229   | 2 150             | 10 865           | 10                             | 3   | 2          | 1          | 2          | 2         | —          | —          | —          | —             |
| 23813                 | Framing Contractors .....                                      | 788   | 6 791             | 32 368           | 29                             | 12  | 7          | 3          | 5          | —         | 1          | 1          | —          | —             |
| 238130                | Framing Contractors .....                                      | 788   | 6 791             | 32 368           | 29                             | 12  | 7          | 3          | 5          | —         | 1          | 1          | —          | —             |
| 23814                 | Masonry Contractors .....                                      | 1 234   | 11 371            | 56 783           | 77                             | 28  | 19         | 17         | 6          | 5         | 2          | —          | —          | —             |
| 238140                | Masonry Contractors .....                                      | 1 234   | 11 371            | 56 783           | 77                             | 28  | 19         | 17         | 6          | 5         | 2          | —          | —          | —             |
| 23815                 | Glass and Glazing Contractors .....                            | 179   | 1 680             | 7 337            | 21                             | 11  | 6          | 1          | 2          | 1         | —          | —          | —          | —             |
| 238150                | Glass and Glazing Contractors .....                            | 179   | 1 680             | 7 337            | 21                             | 11  | 6          | 1          | 2          | 1         | —          | —          | —          | —             |
| 23816                 | Roofing Contractors .....                                      | 970   | 7 184             | 34 650           | 88                             | 37  | 16         | 19         | 13         | 3         | —          | —          | —          | —             |
| 238160                | Roofing Contractors .....                                      | 970   | 7 184             | 34 650           | 88                             | 37  | 16         | 19         | 13         | 3         | —          | —          | —          | —             |
| 23817                 | Siding Contractors .....                                       | 279   | 2 544             | 11 699           | 46                             | 28  | 8          | 6          | 4          | —         | —          | —          | —          | —             |
| 238170                | Siding Contractors .....                                       | 279   | 2 544             | 11 699           | 46                             | 28  | 8          | 6          | 4          | —         | —          | —          | —          | —             |
| 2382                  | Building Equipment Contractors .....                           | 10 069  | 125 454           | 529 262          | 482                            | 214   | 82         | 95         | 55         | 23        | 8          | 3          | 1          | 1             |
| 23821                 | Electrical Contractors .....                                   | 3 521   | 49 161            | 217 021          | 160                            | 70  | 31         | 26         | 18         | 11        | 1          | 2          | 1          | —             |
| 238210                | Electrical Contractors .....                                   | 3 521   | 49 161            | 217 021          | 160                            | 70  | 31         | 26         | 18         | 11        | 1          | 2          | 1          | —             |
| 23822                 | Plumbing, Heating, and Air-Conditioning Contractors .....      | 6 267   | 73 083            | 299 104          | 305                            | 140   | 49         | 62         | 33         | 12        | 7          | 1          | —          | 1             |
| 238220                | Plumbing, Heating, and Air-Conditioning Contractors .....      | 6 267   | 73 083            | 299 104          | 305                            | 140   | 49         | 62         | 33         | 12        | 7          | 1          | —          | 1             |
| 23829                 | Other Building Equipment Contractors .....                     | 281   | 3 210             | 13 137           | 17                             | 4   | 2          | 7          | 4          | —         | —          | —          | —          | —             |
| 238290                | Other Building Equipment Contractors .....                     | 281   | 3 210             | 13 137           | 17                             | 4   | 2          | 7          | 4          | —         | —          | —          | —          | —             |
| 2383                  | Building Finishing Contractors .....                           | 5 167   | 43 726            | 196 366          | 416                            | 245   | 64         | 41         | 44         | 15        | 6          | 1          | —          | —             |
| 23831                 | Drywall and Insulation Contractors .....                       | 706   | 8 244             | 30 859           | 41                             | 15  | 9          | 6          | 9          | 1         | 1          | —          | —          | —             |
| 238310                | Drywall and Insulation Contractors .....                       | 706   | 8 244             | 30 859           | 41                             | 15  | 9          | 6          | 9          | 1         | 1          | —          | —          | —             |
| 23832                 | Painting and Wall Covering Contractors .....                   | 1 599   | 13 443            | 65 600           | 179                            | 113   | 26         | 12         | 20         | 8         | —          | —          | —          | —             |
| 238320                | Painting and Wall Covering Contractors .....                   | 1 599   | 13 443            | 65 600           | 179                            | 113   | 26         | 12         | 20         | 8         | —          | —          | —          | —             |
| 23833                 | Flooring Contractors .....                                     | 1 155   | 10 543            | 46 127           | 57                             | 34  | 7          | 6          | 3          | 4         | 3          | —          | —          | —             |
| 238330                | Flooring Contractors .....                                     | 1 155   | 10 543            | 46 127           | 57                             | 34  | 7          | 6          | 3          | 4         | 3          | —          | —          | —             |
| 23834                 | Tile and Terrazzo Contractors .....                            | 144   | 1 250             | 5 051            | 17                             | 8   | 2          | 5          | 2          | —         | —          | —          | —          | —             |
| 238340                | Tile and Terrazzo Contractors .....                            | 144   | 1 250             | 5 051            | 17                             | 8   | 2          | 5          | 2          | —         | —          | —          | —          | —             |
| 23835                 | Finish Carpentry Contractors .....                             | 1 225   | 8 009             | 38 546           | 103                            | 68  | 18         | 8          | 6          | —         | 2          | 1          | —          | —             |
| 238350                | Finish Carpentry Contractors .....                             | 1 225   | 8 009             | 38 546           | 103                            | 68  | 18         | 8          | 6          | —         | 2          | 1          | —          | —             |
| 23839                 | Other Building Finishing Contractors .....                     | 338   | 2 237             | 10 183           | 19                             | 7   | 2          | 4          | 4          | 2         | —          | —          | —          | —             |
| 238390                | Other Building Finishing Contractors .....                     | 338   | 2 237             | 10 183           | 19                             | 7   | 2          | 4          | 4          | 2         | —          | —          | —          | —             |
| 2389                  | Other Specialty Trade Contractors .....                        | 1 751   | 13 210            | 75 179           | 199                            | 125   | 28         | 22         | 18         | 3         | 3          | —          | —          | —             |
| 23891                 | Site Preparation Contractors .....                             | 394   | 3 321             | 17 184           | 70                             | 42  | 14         | 8          | 6          | —         | —          | —          | —          | —             |
| 238910                | Site Preparation Contractors .....                             | 394   | 3 321             | 17 184           | 70                             | 42  | 14         | 8          | 6          | —         | —          | —          | —          | —             |
| 23899                 | All Other Specialty Trade Contractors .....                    | 1 357   | 9 889             | 57 995           | 129                            | 83  | 14         | 14         | 12         | 3         | 3          | —          | —          | —             |
| 238990                | All Other Specialty Trade Contractors .....                    | 1 357   | 9 889             | 57 995           | 129                            | 83  | 14         | 14         | 12         | 3         | 3          | —          | —          | —             |
| <b>31-33</b>          | <b>Manufacturing .....</b>                                     | <b>53 932</b>                                   | <b>561 506</b>    | <b>2 350 045</b> | <b>1 104</b>                   | <b>371</b>  | <b>188</b> | <b>173</b> | <b>188</b> | <b>86</b> | <b>64</b>  | <b>23</b>  | <b>5</b>   | <b>6</b>      |
| 311                   | Food mfg .....   | 2 070   | 16 115            | 65 942           | 59                             | 15  | 12         | 9          | 12         | 5         | 5          | 1          | —          | —             |
| 3113                  | Sugar & confectionery product mfg .....                        | (C)   | (D)               | (D)              | 5                              | 3   | 1          | —          | —          | 1         | —          | —          | —          | —             |
| 3114                  | Fruit & veg preserving & specialty food mfg .....              | 273   | 1 794             | 7 293            | 7                              | 1   | 1          | 1          | 2          | 2         | —          | —          | —          | —             |
| 31141                 | Frozen food mfg .....  | (C)   | (D)               | (D)              | 5                              | —   | 1          | 1          | 1          | 2         | —          | —          | —          | —             |
| 3115                  | Dairy product mfg .....  | 257   | 2 935             | 12 021           | 5                              | 1   | 1          | —          | 1          | —         | —          | —          | —          | —             |
| 31151                 | Dairy product (exc frozen) mfg .....                           | (C)   | (D)               | (D)              | 2                              | 1   | —          | —          | —          | 1         | —          | —          | —          | —             |
| 31152                 | Ice cream & frozen dessert mfg .....                           | (C)   | (D)               | (D)              | 3                              | —   | 1          | —          | 1          | —         | 1          | —          | —          | —             |
| 3118                  | Bakeries & tortilla mfg .....                                  | 1 279   | 9 023             | 37 182           | 36                             | 9   | 6          | 7          | 1          | 3         | 1          | —          | —          | —             |
| 31181                 | Bread & bakery product mfg .....                               | (F)   | (D)               | (D)              | 35                             | 9   | 9          | 6          | 7          | 1         | 3          | —          | —          | —             |
| 31182                 | Cookie, cracker & pasta mfg .....                              | (E)   | (D)               | (D)              | 1                              | —   | —          | —          | —          | —         | 1          | —          | —          | —             |
| 3119                  | Other food mfg .....   | (C)   | (D)               | (D)              | 5                              | 1   | 2          | 1          | 1          | —         | —          | —          | —          | —             |
| 31199                 | All other food mfg .....                                       | (C)   | (D)               | (D)              | 4                              | 1   | —          | 1          | 1          | 1         | —          | —          | —          | —             |
| 312                   | Beverage & tobacco product mfg .....                           | 342   | 2 542             | 10 866           | 7                              | 2   | 1          | —          | 2          | —         | 2          | —          | —          | —             |
| 3121                  | Beverage mfg .....   | 342   | 2 542             | 10 866           | 7                              | 2   | 1          | —          | 2          | —         | 2          | —          | —          | —             |
| 31211                 | Soft drink & ice mfg .....                                     | (E)   | (D)               | (D)              | 4                              | —   | —          | —          | 2          | —         | 2          | —          | —          | —             |
| 314                   | Textile product mills .....                                    | 128   | 871               | 3 636            | 18                             | 11  | 3          | 2          | 2          | —         | —          | —          | —          | —             |
| 315                   | Apparel manufacturing .....                                    | 263   | 1 489             | 6 287            | 18                             | 10  | 5          | —          | 2          | —         | 1          | —          | —          | —             |
| 3152                  | Cut & sew apparel mfg .....                                    | 109   | 560               | 2 416            | 12                             | 8   | 2          | —          | 2          | —         | —          | —          | —          | —             |
| 3159                  | Apparel accessories & other apparel mfg .....                  | 154   | 929               | 3 871            | 6                              | 2   | 3          | —          | —          | —         | 1          | —          | —          | —             |
| 31599                 | Apparel accessories & other apparel mfg .....                  | 154   | 929               | 3 871            | 6                              | 2   | 3          | —          | —          | —         | 1          | —          | —          | —             |
| 321                   | Wood product mfg .....   | 172   | 1 009             | 4 488            | 16                             | 6   | 3          | 4          | 3          | —         | —          | —          | —          | —             |
| 3219                  | Other wood product mfg .....                                   | 120   | 732               | 3 313            | 12                             | 5   | 3          | 2          | 2          | —         | —          | —          | —          | —             |
| 322                   | Paper mfg .....  | 1 295   | 11 527            | 46 821           | 23                             | 2   | 2          | 4          | 7          | 3         | 5          | —          | —          | —             |
| 3222                  | Converted paper product mfg .....                              | 1 295   | 11 527            | 46 821           | 23                             | 2   | 2          | 4          | 7          | 3         | 5          | —          | —          | —             |
| 32221                 | Paperboard container mfg .....                                 | 951   | 8 631             | 34 647           | 16                             | 1   | 1          | 3          | 5          | 2         | 4          | —          | —          | —             |
| 322211                | Corrugated & solid fiber box mfg .....                         | 684   | 6 206             | 25 815           | 11                             | 1   | —          | 3          | 2          | 2         | 3          | —          | —          | —             |
| 32223                 | Stationery product mfg .....                                   | (E)   | (D)               | (D)              | 3                              | —   | —          | 1          | —          | 1         | 1          | —          | —          | —             |

See footnotes at end of table.

**Table 6. Counties—Employees, Payroll, and Establishments by Industry: 2003—Con.**

[Excludes most government employees, railroad employees, and self-employed persons. Size class 1 to 4 includes establishments with payroll, but no employees, during mid-March pay period. (D) denotes figures withheld to avoid disclosing data for individual companies; the data are included in broader industry totals. Detailed industries with 100 or more employees are shown if industry was not a (D). For explanation of terms, abbreviations, and data reliability/comparability, see introductory text]

| NAICS code                      | Industry   | Number of employees for week including March 12 | Payroll (\$1,000) |         | Total number of establishments | Number of establishments by employment-size class |        |          |          |          |            |            |            |               |  |
|---------------------------------|--|---|-------------------|---------|--------------------------------|---|--------|----------|----------|----------|------------|------------|------------|---------------|--|
|                                 |  |   | First quarter     | Annual  |                                | 1 to 4  | 5 to 9 | 10 to 19 | 20 to 49 | 50 to 99 | 100 to 249 | 250 to 499 | 500 to 999 | 1,000 or more |  |
| <b>ST. LOUIS—Con.</b>           |  |   |                   |         |                                |   |        |          |          |          |            |            |            |               |  |
| <b>31-33 Manufacturing—Con.</b> |  |   |                   |         |                                |   |        |          |          |          |            |            |            |               |  |
| 323                             | Printing & related support activities                        | 4 681   | 47 490            | 192 362 | 231                            | 98  | 45     | 28       | 31       | 20       | 8          | 1          | -          | -             |  |
| 3231                            | Printing & related support activities                        | 4 681   | 47 490            | 192 362 | 231                            | 98  | 45     | 28       | 31       | 20       | 8          | 1          | -          | -             |  |
| 32311                           | Printing   | 3 907   | 38 139            | 155 418 | 198                            | 85  | 38     | 26       | 15       | 7        | 1          | -          | -          | -             |  |
| 323110                          | Commercial lithographic printing                             | 1 997   | 21 594            | 87 594  | 81                             | 27  | 16     | 13       | 12       | 9        | 3          | 1          | -          | -             |  |
| 323112                          | Commercial flexographic printing                             | 235   | 2 585             | 11 144  | 10                             | 1   | 1      | 4        | 3        | 1        | -          | -          | -          | -             |  |
| 323113                          | Commercial screen printing                                   | 169   | 730               | 3 126   | 17                             | 11  | 3      | 2        | 1        | -        | -          | -          | -          | -             |  |
| 323114                          | Quick printing   | 248   | 1 931             | 7 420   | 49                             | 30  | 12     | 6        | 1        | -        | -          | -          | -          | -             |  |
| 323115                          | Digital printing   | 366   | 3 567             | 13 905  | 12                             | 3   | 3      | 4        | 1        | 1        | -          | -          | -          | -             |  |
| 323116                          | Manifold business form printing                              | 537   | 4 617             | 19 535  | 6                              | 1   | 1      | 1        | 2        | 2        | -          | -          | -          | -             |  |
| 323119                          | Other commercial printing                                    | 141   | 1 316             | 5 567   | 15                             | 9   | 2      | 3        | -        | -        | -          | -          | -          | -             |  |
| 32312                           | Printing support activities                                  | 774   | 9 351             | 36 944  | 33                             | 13  | 7      | 2        | 5        | 5        | 1          | -          | -          | -             |  |
| 323121                          | Tradebinding & related work                                  | 137   | 1 008             | 4 531   | 10                             | 5   | 2      | 2        | 1        | -        | -          | -          | -          | -             |  |
| 323122                          | Prepress services  | 637   | 8 343             | 32 413  | 23                             | 8   | 5      | 2        | 3        | 4        | 1          | -          | -          | -             |  |
| 324                             | Petroleum & coal products mfg                                | 151   | 1 892             | 8 828   | 13                             | 5   | 4      | 1        | 3        | -        | -          | -          | -          | -             |  |
| 3241                            | Petroleum & coal products mfg                                | 151   | 1 892             | 8 828   | 13                             | 5   | 4      | 1        | 3        | -        | -          | -          | -          | -             |  |
| 325                             | Chemical mfg   | 4 866   | 64 756            | 252 820 | 63                             | 11  | 10     | 9        | 13       | 8        | 6          | 4          | 2          | -             |  |
| 3251                            | Basic chemical mfg   | 392   | 9 750             | 27 259  | 5                              | 1   | 1      | -        | -        | 2        | 1          | -          | -          | -             |  |
| 32513                           | Synthetic dye & pigment mfg                                  | (C)   | (D)               | (D)     | 2                              | -   | -      | -        | -        | 2        | -          | -          | -          | -             |  |
| 32518                           | Other basic inorganic chemical mfg                           | (C)   | (D)               | (D)     | 1                              | -   | -      | -        | -        | 1        | -          | -          | -          | -             |  |
| 3253                            | Pesticide, fertilizer & oth ag chemical mfg                  | 1 026   | 10 885            | 47 594  | 7                              | -   | 2      | -        | 1        | 2        | 1          | -          | 1          | -             |  |
| 32531                           | Fertilizer mfg   | (C)   | (D)               | (D)     | 2                              | -   | 1      | -        | -        | -        | 1          | -          | -          | -             |  |
| 32532                           | Pesticide & other agricultural chemical mfg                  | (F)   | (D)               | (D)     | 5                              | -   | 1      | -        | 1        | 2        | -          | -          | 1          | -             |  |
| 3254                            | Pharmaceutical & medicine mfg                                | 2 092   | 29 508            | 117 140 | 15                             | 4   | 2      | 1        | 2        | 1        | 1          | 3          | 1          | -             |  |
| 32541                           | Pharmaceutical & medicine mfg                                | 2 092   | 29 508            | 117 140 | 15                             | 4   | 2      | 1        | 2        | 1        | 1          | 3          | 1          | -             |  |
| 3255                            | Paint, coating & adhesive mfg                                | (C)   | (D)               | (D)     | 9                              | 3   | -      | 1        | 5        | -        | -          | -          | -          | -             |  |
| 32551                           | Paint & coating mfg  | (C)   | (D)               | (D)     | 9                              | 3   | -      | 1        | 5        | -        | -          | -          | -          | -             |  |
| 3256                            | Soap, cleaners & toilet preparation mfg                      | 903   | 10 428            | 43 799  | 15                             | 1   | 4      | 4        | 1        | 1        | 3          | 1          | -          | -             |  |
| 32561                           | Soap & cleaning compound mfg                                 | (E)   | (D)               | (D)     | 10                             | -   | 3      | 3        | 1        | 1        | 2          | -          | -          | -             |  |
| 325612                          | Polish & other sanitation goods mfg                          | 277   | 3 399             | 14 019  | 7                              | -   | 3      | 1        | 1        | 1        | 1          | -          | -          | -             |  |
| 32562                           | Toilet preparation mfg                                       | (E)   | (D)               | (D)     | 5                              | 1   | 1      | 1        | -        | -        | 1          | 1          | -          | -             |  |
| 3259                            | Other chemical product & preparation mfg                     | 267   | 2 243             | 9 599   | 11                             | 2   | 1      | 3        | 3        | 2        | -          | -          | -          | -             |  |
| 32599                           | All other chemical product & preparation mfg                 | (C)   | (D)               | (D)     | 9                              | 2   | 1      | 2        | 2        | 2        | -          | -          | -          | -             |  |
| 326                             | Plastics & rubber products mfg                               | 3 012   | 24 800            | 102 497 | 51                             | 6   | 8      | 8        | 14       | 4        | 9          | 2          | -          | -             |  |
| 3261                            | Plastics product mfg   | 2 903   | 23 765            | 98 140  | 45                             | 4   | 7      | 7        | 13       | 3        | 9          | 2          | -          | -             |  |
| 32611                           | Unsupported plastics film, sheet, & bag mfg                  | 528   | 5 190             | 21 713  | 7                              | 1   | 1      | -        | 3        | -        | 2          | -          | -          | -             |  |
| 32612                           | Plastics pipe, pipe fitting, & unsupported profile shape mfg | 137   | 934               | 3 943   | 3                              | -   | -      | -        | 2        | 1        | -          | -          | -          | -             |  |
| 326121                          | Unsupported plastics profile shape mfg                       | 137   | 934               | 3 943   | 3                              | -   | -      | -        | 2        | 1        | -          | -          | -          | -             |  |
| 32616                           | Plastics bottle mfg  | (E)   | (D)               | (D)     | 3                              | -   | -      | -        | -        | 3        | -          | -          | -          | -             |  |
| 32619                           | Other plastics product mfg                                   | 1 775   | 13 525            | 53 322  | 28                             | 3   | 4      | 6        | 7        | 2        | 4          | 2          | -          | -             |  |
| 326199                          | All other plastics product mfg                               | 1 748   | 13 358            | 52 547  | 25                             | 2   | 4      | 4        | 7        | 2        | 4          | 2          | -          | -             |  |
| 3262                            | Rubber product mfg   | 109   | 1 035             | 4 357   | 6                              | 2   | 1      | 1        | 1        | 1        | -          | -          | -          | -             |  |
| 327                             | Nonmetallic mineral product mfg                              | 801   | 7 146             | 32 313  | 36                             | 10  | 5      | 8        | 8        | 4        | 1          | -          | -          | -             |  |
| 3272                            | Glass & glass product mfg                                    | 146   | 952               | 3 804   | 7                              | 3   | 2      | -        | -        | 2        | -          | -          | -          | -             |  |
| 32721                           | Glass & glass product mfg                                    | 146   | 952               | 3 804   | 7                              | 3   | 2      | -        | -        | 2        | -          | -          | -          | -             |  |
| 327215                          | Glass product mfg made of purchased glass                    | 146   | 952               | 3 804   | 7                              | 3   | 2      | -        | -        | 2        | -          | -          | -          | -             |  |
| 3273                            | Cement & concrete product mfg                                | 598   | 5 670             | 25 903  | 22                             | 4   | 1      | 7        | 7        | 2        | 1          | -          | -          | -             |  |
| 32732                           | Ready-mix concrete mfg                                       | 409   | 3 656             | 18 738  | 16                             | 2   | -      | 7        | 6        | -        | 1          | -          | -          | -             |  |
| 327320                          | Ready-mix concrete mfg                                       | 409   | 3 656             | 18 738  | 16                             | 2   | -      | 7        | 6        | -        | 1          | -          | -          | -             |  |
| 32733                           | Concrete pipe, brick & block mfg                             | (C)   | (D)               | (D)     | 4                              | -   | 1      | -        | 1        | 2        | -          | -          | -          | -             |  |
| 331                             | Primary metal mfg  | 773   | 5 462             | 23 945  | 16                             | 3   | -      | 4        | 4        | 3        | 2          | -          | -          | -             |  |
| 3312                            | Steel product mfg from purchased steel                       | (C)   | (D)               | (D)     | 5                              | 3   | -      | -        | 1        | 1        | -          | -          | -          | -             |  |
| 3315                            | Foundries  | 572   | 3 745             | 16 128  | 7                              | -   | -      | 3        | -        | 2        | 2          | -          | -          | -             |  |
| 33152                           | Nonferrous metal foundries                                   | (F)   | (D)               | (D)     | 6                              | -   | -      | 3        | -        | 1        | 2          | -          | -          | -             |  |
| 331524                          | Aluminum foundries (except die-casting)                      | 240   | 1 585             | 7 833   | 3                              | -   | -      | 2        | -        | -        | 1          | -          | -          | -             |  |
| 332                             | Fabricated metal product mfg                                 | 5 322   | 57 150            | 238 582 | 151                            | 44  | 31     | 31       | 29       | 9        | 2          | 4          | -          | 1             |  |
| 3321                            | Forging & stamping   | 126   | 1 213             | 4 871   | 10                             | 2   | 2      | 4        | 2        | -        | -          | -          | -          | -             |  |
| 33211                           | Forging & stamping   | 126   | 1 213             | 4 871   | 10                             | 2   | 2      | 4        | 2        | -        | -          | -          | -          | -             |  |
| 3323                            | Architectural & structural metals mfg                        | 2 074   | 28 491            | 119 293 | 29                             | 7   | 5      | 5        | 7        | 4        | -          | -          | -          | 1             |  |
| 33231                           | Plate work & fabricated structural prod mfg                  | 1 738   | 25 665            | 107 070 | 9                              | 1   | -      | 2        | 2        | 3        | -          | -          | -          | 1             |  |
| 332312                          | Fabricated structural metal mfg                              | 1 634   | 24 521            | 102 729 | 6                              | 1   | -      | 1        | 1        | 2        | -          | -          | -          | 1             |  |
| 33232                           | Ornamental & architectural metal prod mfg                    | 336   | 2 826             | 12 223  | 20                             | 6   | 5      | 3        | 5        | 1        | -          | -          | -          | -             |  |
| 332321                          | Metal window & door mfg                                      | 140   | 1 052             | 3 827   | 5                              | 1   | 2      | -        | 1        | 1        | -          | -          | -          | -             |  |
| 332322                          | Sheet metal work mfg   | 135   | 1 342             | 6 243   | 9                              | 3   | 1      | 2        | 3        | -        | -          | -          | -          | -             |  |
| 3327                            | Mach shops, turn prod, screw, nut, bolt mfg                  | 1 237   | 10 901            | 45 514  | 66                             | 21  | 13     | 14       | 13       | 4        | -          | 1          | -          | -             |  |
| 33271                           | Machine shops  | 495   | 4 944             | 20 788  | 48                             | 19  | 12     | 11       | 5        | 1        | -          | -          | -          | -             |  |
| 332710                          | Machine shops  | 495   | 4 944             | 20 788  | 48                             | 19  | 12     | 11       | 5        | 1        | -          | -          | -          | -             |  |
| 33272                           | Turned product & screw, nut & bolt mfg                       | 742   | 5 957             | 24 726  | 18                             | 2   | 1      | 3        | 8        | 3        | -          | 1          | -          | -             |  |
| 332721                          | Precision turned product mfg                                 | 584   | 4 764             | 18 984  | 14                             | 2   | 1      | 2        | 7        | 1        | -          | 1          | -          | -             |  |
| 332722                          | Bolt, nut, screw, rivet & washer mfg                         | 158   | 1 193             | 5 742   | 4                              | -   | -      | 1        | 1        | 2        | -          | -          | -          | -             |  |
| 3328                            | Coating, engrave, heat treating & oth activity               | 497   | 4 502             | 18 439  | 16                             | 1   | 7      | 4        | 3        | -        | -          | 1          | -          | -             |  |
| 33281                           | Coating, engrave, heat treating & oth activity               | 497   | 4 502             | 18 439  | 16                             | 1   | 7      | 4        | 3        | -        | -          | 1          | -          | -             |  |
| 332812                          | Metal coating, engraving & allied services                   | 391   | 3 698             | 15 027  | 8                              | -   | 3      | 3        | 1        | -        | -          | 1          | -          | -             |  |
| 3329                            | Other fabricated metal product mfg                           | 1 268   | 10 777            | 46 857  | 15                             | 5   | 2      | -        | 3        | 1        | 2          | 2          | -          | -             |  |
| 33291                           | Metal valve mfg  | 698   | 5 373             | 24 007  | 7                              | 2   | -      | -        | 1        | 1        | 2          | 1          | -          | -             |  |
| 33299                           | All other fabricated metal product mfg                       | 570   | 5 404             | 22 850  | 8                              | 3   | 2      | -        | 2        | -        | -          | 1          | -          | -             |  |

See footnotes at end of table.

**Table 6. Counties—Employees, Payroll, and Establishments by Industry: 2003—Con.**

[Excludes most government employees, railroad employees, and self-employed persons. Size class 1 to 4 includes establishments with payroll, but no employees, during mid-March pay period. (D) denotes figures withheld to avoid disclosing data for individual companies; the data are included in broader industry totals. Detailed industries with 100 or more employees are shown if industry was not a (D). For explanation of terms, abbreviations, and data reliability/comparability, see introductory text]

| NAICS code                      | Industry   | Number of employees for week including March 12 | Payroll (\$1,000) |         | Total number of establishments | Number of establishments by employment-size class |        |          |          |          |            |            |            |               |
|---------------------------------|--|---|-------------------|---------|--------------------------------|---|--------|----------|----------|----------|------------|------------|------------|---------------|
|                                 |  |   | First quarter     | Annual  |                                | 1 to 4  | 5 to 9 | 10 to 19 | 20 to 49 | 50 to 99 | 100 to 249 | 250 to 499 | 500 to 999 | 1,000 or more |
| <b>ST. LOUIS—Con.</b>           |  |   |                   |         |                                |   |        |          |          |          |            |            |            |               |
| <b>31-33 Manufacturing—Con.</b> |  |   |                   |         |                                |   |        |          |          |          |            |            |            |               |
| 333                             | Machinery mfg .....                                      | 6 233   | 67 360            | 279 369 | 100                            | 27  | 12     | 16       | 20       | 12       | 7          | 4          | 1          | 1             |
| 3331                            | Ag, construction & mining machinery mfg .....            | 224   | 2 088             | 8 888   | 5                              | 1   | —      | 3        | —        | —        | 1          | —          | —          | —             |
| 33313                           | Mining & oil & gas field machinery mfg .....             | (C)   | (D)               | (D)     | 1                              | —   | —      | —        | —        | —        | 1          | —          | —          | —             |
| 3332                            | Industrial machinery mfg .....                           | 652   | 7 424             | 28 306  | 16                             | 4   | 2      | 1        | 6        | 2        | —          | 1          | —          | —             |
| 33329                           | Other industrial machinery mfg .....                     | 652   | 7 424             | 28 306  | 16                             | 4   | 2      | 1        | 6        | 2        | —          | 1          | —          | —             |
| 333293                          | Printing machinery & equipment mfg .....                 | 348   | 4 536             | 17 159  | 5                              | 1   | —      | 1        | 2        | —        | —          | 1          | —          | —             |
| 333298                          | All other industrial machinery mfg .....                 | 127   | 1 235             | 4 643   | 6                              | 2   | 1      | —        | 2        | 1        | —          | —          | —          | —             |
| 3333                            | Commercial & service industry machinery mfg ..           | 1 085   | 14 059            | 58 627  | 11                             | 4   | 1      | 2        | 1        | —        | 1          | 1          | 1          | —             |
| 33331                           | Commercial & service industry machinery mfg .....        | 1 085   | 14 059            | 58 627  | 11                             | 4   | 1      | 2        | 1        | —        | 1          | 1          | 1          | —             |
| 3334                            | HVAC & commercial refrigeration equipment mfg ..         | 1 753   | 13 038            | 58 012  | 8                              | 2   | —      | 1        | 1        | 2        | 1          | —          | —          | 1             |
| 33341                           | HVAC & commercial refrigeration equipment mfg .....      | 1 753   | 13 038            | 58 012  | 8                              | 2   | —      | 1        | 1        | 2        | 1          | —          | —          | 1             |
| 3335                            | Metalworking machinery mfg .....                         | 809   | 9 533             | 40 458  | 24                             | 6   | 4      | 4        | 5        | 2        | 3          | —          | —          | —             |
| 33351                           | Metalworking machinery mfg .....                         | 809   | 9 533             | 40 458  | 24                             | 6   | 4      | 4        | 5        | 2        | 3          | —          | —          | —             |
| 333514                          | Special die, tool, die set, jig & fixture mfg ..         | 443   | 4 725             | 20 101  | 10                             | 4   | 1      | 1        | —        | 2        | 2          | —          | —          | —             |
| 3339                            | Other general purpose machinery mfg .....                | 1 646   | 20 593            | 82 607  | 30                             | 8   | 3      | 4        | 6        | 6        | 1          | 2          | —          | —             |
| 33391                           | Pump & compressor mfg .....                              | 225   | 2 627             | 9 134   | 6                              | 1   | 1      | 1        | 2        | —        | —          | —          | —          | —             |
| 33392                           | Material handling equipment mfg .....                    | 633   | 8 650             | 34 838  | 10                             | 4   | —      | 1        | 2        | 2        | —          | 1          | —          | —             |
| 333924                          | Ind truck, tractor, trailer, stacker mach mfg .          | 540   | 7 724             | 30 660  | 4                              | —   | —      | 1        | 1        | 1        | —          | 1          | —          | —             |
| 33399                           | All other general purpose machinery mfg .....            | 788   | 9 316             | 38 635  | 14                             | 3   | 2      | 2        | 3        | 2        | 1          | 1          | —          | —             |
| 333994                          | Industrial process furnace & oven mfg .....              | 507   | 4 822             | 20 175  | 4                              | —   | —      | 1        | 1        | 1        | —          | 1          | —          | —             |
| 334                             | Computer & electronic product mfg .....                  | 1 749   | 23 946            | 89 165  | 46                             | 13  | 8      | 6        | 10       | 6        | 2          | —          | 1          | —             |
| 3342                            | Communications equipment mfg .....                       | 170   | 1 763             | 7 284   | 6                              | 3   | —      | —        | 2        | —        | 1          | —          | —          | —             |
| 33429                           | Other communications equipment mfg .....                 | (C)   | (D)               | (D)     | 4                              | 2   | —      | —        | 1        | —        | 1          | —          | —          | —             |
| 3343                            | Audio & video equipment mfg .....                        | (C)   | (D)               | (D)     | 2                              | —   | —      | 1        | —        | —        | 1          | —          | —          | —             |
| 33431                           | Audio & video equipment mfg .....                        | (C)   | (D)               | (D)     | 2                              | —   | —      | 1        | —        | —        | 1          | —          | —          | —             |
| 3344                            | Semiconductor & oth electronic component mfg .....       | 411   | 4 770             | 17 888  | 14                             | 3   | 3      | 2        | 3        | 3        | —          | —          | —          | —             |
| 33441                           | Semiconductor & oth electronic component mfg .....       | 411   | 4 770             | 17 888  | 14                             | 3   | 3      | 2        | 3        | 3        | —          | —          | —          | —             |
| 3345                            | Nav, measuring, medical, control instruments mfg .....   | 946   | 15 162            | 55 946  | 15                             | 4   | 1      | 2        | 4        | 3        | —          | —          | 1          | —             |
| 33451                           | Nav, measuring, medical, control instruments mfg .....   | 946   | 15 162            | 55 946  | 15                             | 4   | 1      | 2        | 4        | 3        | —          | —          | 1          | —             |
| 335                             | Electrical equip, appliance & component mfg .....        | 1 094   | 11 652            | 47 299  | 25                             | 8   | 3      | 5        | 5        | 1        | 1          | 2          | —          | —             |
| 3351                            | Electric lighting equipment mfg .....                    | (E)   | (D)               | (D)     | 3                              | 1   | —      | 1        | —        | —        | —          | 1          | —          | —             |
| 33511                           | Electric lamp bulb & part mfg .....                      | (E)   | (D)               | (D)     | 2                              | 1   | —      | —        | —        | —        | —          | 1          | —          | —             |
| 3353                            | Electrical equipment mfg .....                           | 691   | 6 729             | 28 172  | 17                             | 5   | 3      | 3        | 3        | 1        | 1          | 1          | —          | —             |
| 33531                           | Electrical equipment mfg .....                           | 691   | 6 729             | 28 172  | 17                             | 5   | 3      | 3        | 3        | 1        | 1          | 1          | —          | —             |
| 335314                          | Relay & industrial control mfg .....                     | 163   | 1 716             | 7 270   | 8                              | 1   | 3      | 1        | 3        | —        | —          | —          | —          | —             |
| 3359                            | Other electrical equipment & component mfg ...           | (C)   | (D)               | (D)     | 5                              | 2   | —      | 1        | 2        | —        | —          | —          | —          | —             |
| 33599                           | All oth electrical equipment & component mfg .....       | (C)   | (D)               | (D)     | 4                              | 1   | —      | 1        | 2        | —        | —          | —          | —          | —             |
| 336                             | Transportation equipment mfg .....                       | 16 443  | 176 029           | 781 876 | 27                             | 5   | 4      | 5        | 2        | 3        | —          | 3          | 1          | 4             |
| 3361                            | Motor vehicle mfg .....                                  | (I)   | (D)               | (D)     | 3                              | —   | —      | —        | —        | —        | —          | —          | —          | 3             |
| 33611                           | Automobile & light duty motor vehicle mfg ....           | (I)   | (D)               | (D)     | 3                              | —   | —      | —        | —        | —        | —          | —          | —          | 3             |
| 3363                            | Motor vehicle parts mfg .....                            | 1 588   | 19 107            | 84 311  | 11                             | 3   | —      | 3        | —        | 1        | —          | 3          | 1          | —             |
| 33631                           | Motor vehicle gas engine & engine parts mfg .            | (E)   | (D)               | (D)     | 3                              | 2   | —      | —        | —        | —        | —          | 1          | —          | —             |
| 33632                           | MV electrical & electronic equipment mfg ....            | (E)   | (D)               | (D)     | 2                              | 1   | —      | —        | —        | —        | —          | 1          | —          | —             |
| 33636                           | Motor vehicle seating & interior trim mfg .....          | (F)   | (D)               | (D)     | 2                              | —   | —      | —        | —        | —        | —          | 1          | 1          | —             |
| 3364                            | Aerospace product & parts mfg .....                      | (I)   | (D)               | (D)     | 6                              | —   | 2      | —        | 2        | 1        | —          | —          | —          | 1             |
| 33641                           | Aerospace product & parts mfg .....                      | (I)   | (D)               | (D)     | 6                              | —   | 2      | —        | 2        | 1        | —          | —          | —          | 1             |
| 337                             | Furniture & related product mfg .....                    | 1 596   | 12 745            | 52 311  | 55                             | 20  | 7      | 9        | 9        | 6        | 4          | —          | —          | —             |
| 3371                            | HH & institutional furniture & kitchen cabinet mfg ..... | 791   | 5 637             | 22 983  | 41                             | 17  | 7      | 6        | 7        | 3        | 1          | —          | —          | —             |
| 33711                           | Wood kitchen cabinet & countertop mfg .....              | 270   | 2 008             | 9 489   | 23                             | 11  | 5      | 2        | 4        | 1        | —          | —          | —          | —             |
| 337110                          | Wood kitchen cabinet & countertop mfg .....              | 270   | 2 008             | 9 489   | 23                             | 11  | 5      | 2        | 4        | 1        | —          | —          | —          | —             |
| 33712                           | Household & institutional furniture mfg .....            | 521   | 3 629             | 13 494  | 18                             | 6   | 2      | 4        | 3        | 2        | 1          | —          | —          | —             |
| 337122                          | Nonupholstered wood household furniture mfg .....        | 138   | 967               | 3 658   | 10                             | 5   | 1      | 2        | 1        | 1        | —          | —          | —          | —             |
| 3372                            | Office furniture (including fixtures) mfg .....          | 805   | 7 108             | 29 328  | 14                             | 3   | —      | 3        | 2        | 3        | 3          | —          | —          | —             |
| 33721                           | Office furniture (including fixtures) mfg .....          | 805   | 7 108             | 29 328  | 14                             | 3   | —      | 3        | 2        | 3        | 3          | —          | —          | —             |
| 337215                          | Showcase, partition, shelving & locker mfg .             | 556   | 4 382             | 18 237  | 8                              | 2   | —      | 1        | 1        | 1        | 3          | —          | —          | —             |
| 339                             | Miscellaneous mfg .....                                  | 2 890   | 27 030            | 108 652 | 141                            | 72  | 22     | 22       | 12       | 2        | 9          | 2          | —          | —             |
| 3391                            | Medical equipment & supplies mfg .....                   | 1 561   | 16 756            | 64 684  | 71                             | 40  | 10     | 10       | 4        | 1        | 4          | 2          | —          | —             |
| 33911                           | Medical equipment & supplies mfg .....                   | 1 561   | 16 756            | 64 684  | 71                             | 40  | 10     | 10       | 4        | 1        | 4          | 2          | —          | —             |
| 339112                          | Surgical & medical instrument mfg .....                  | 576   | 8 386             | 29 785  | 9                              | 3   | —      | 3        | —        | 1        | 1          | 1          | —          | —             |
| 339113                          | Surgical appliance & supplies mfg .....                  | 448   | 4 024             | 16 447  | 8                              | 4   | 1      | 1        | —        | —        | 1          | 1          | —          | —             |
| 339114                          | Dental equipment & supplies mfg .....                    | 171   | 1 576             | 6 797   | 4                              | 1   | —      | 1        | —        | —        | 1          | —          | —          | —             |
| 339116                          | Dental laboratories .....                                | 329   | 2 528             | 10 596  | 45                             | 29  | 7      | 6        | 2        | —        | 1          | —          | —          | —             |
| 3399                            | Other miscellaneous mfg .....                            | 1 329   | 10 274            | 43 968  | 70                             | 32  | 12     | 12       | 8        | 1        | 5          | —          | —          | —             |
| 33995                           | Sign mfg .....   | 620   | 4 468             | 20 342  | 24                             | 10  | 6      | 2        | 3        | —        | 3          | —          | —          | —             |
| 339950                          | Sign mfg .....   | 620   | 4 468             | 20 342  | 24                             | 10  | 6      | 2        | 3        | —        | 3          | —          | —          | —             |
| 33999                           | All other misc mfg .....                                 | 518   | 4 160             | 16 793  | 26                             | 9   | 4      | 7        | 4        | —        | 2          | —          | —          | —             |
| 339999                          | All other miscellaneous mfg .....                        | 378   | 2 532             | 10 516  | 20                             | 6   | 3      | 6        | 4        | —        | 1          | —          | —          | —             |

See footnotes at end of table.

**Table 6. Counties—Employees, Payroll, and Establishments by Industry: 2003—Con.**

[Excludes most government employees, railroad employees, and self-employed persons. Size class 1 to 4 includes establishments with payroll, but no employees, during mid-March pay period. (D) denotes figures withheld to avoid disclosing data for individual companies; the data are included in broader industry totals. Detailed industries with 100 or more employees are shown if industry was not a (D). For explanation of terms, abbreviations, and data reliability/comparability, see introductory text]

| NAICS code            | Industry  | Number of employees for week including March 12 | Payroll (\$1,000) |                  | Total number of establishments | Number of establishments by employment-size class |            |            |            |           |            |            |            |               |
|-----------------------|---|---|-------------------|------------------|--------------------------------|---|------------|------------|------------|-----------|------------|------------|------------|---------------|
|                       |   |   | First quarter     | Annual           |                                | 1 to 4  | 5 to 9     | 10 to 19   | 20 to 49   | 50 to 99  | 100 to 249 | 250 to 499 | 500 to 999 | 1,000 or more |
| <b>ST. LOUIS—Con.</b> |   |   |                   |                  |                                |   |            |            |            |           |            |            |            |               |
| <b>42</b>             | <b>Wholesale trade</b> .....  | <b>34 197</b>                                   | <b>448 698</b>    | <b>1 835 731</b> | <b>2 273</b>                   | <b>1 172</b>                                      | <b>421</b> | <b>309</b> | <b>237</b> | <b>83</b> | <b>35</b>  | <b>11</b>  | <b>5</b>   | <b>—</b>      |
| 423                   | Merchant Wholesalers, Durable Goods .....   | 20 902  | 278 671           | 1 141 251        | 1 348                          | 605   | 266        | 225        | 166        | 58        | 22         | 4          | 2          | —             |
| 4231                  | Motor Vehicle and Motor Vehicle Parts and Supplies Merchant Wholesalers .....         | 1 326   | 15 355            | 61 620           | 97                             | 45  | 21         | 15         | 11         | 4         | —          | 1          | —          | —             |
| 42311                 | Automobile and Other Motor Vehicle Merchant Wholesalers .....                         | 264   | 2 349             | 10 864           | 26                             | 17  | 3          | 3          | 1          | 2         | —          | —          | —          | —             |
| 423110                | Automobile and Other Motor Vehicle Merchant Wholesalers .....                         | 264   | 2 349             | 10 864           | 26                             | 17  | 3          | 3          | 1          | 2         | —          | —          | —          | —             |
| 42312                 | Motor Vehicle Supplies and New Parts Merchant Wholesalers .....                       | 948   | 12 152            | 47 067           | 62                             | 23  | 17         | 11         | 9          | 1         | —          | 1          | —          | —             |
| 423120                | Motor Vehicle Supplies and New Parts Merchant Wholesalers .....                       | 948   | 12 152            | 47 067           | 62                             | 23  | 17         | 11         | 9          | 1         | —          | 1          | —          | —             |
| 4232                  | Furniture and Home Furnishing Merchant Wholesalers .....                              | 910   | 9 671             | 37 794           | 71                             | 31  | 17         | 9          | 9          | 4         | 1          | —          | —          | —             |
| 42321                 | Furniture Merchant Wholesalers .....  | 399   | 4 127             | 15 880           | 26                             | 13  | 4          | 2          | 5          | 1         | 1          | —          | —          | —             |
| 423210                | Furniture Merchant Wholesalers .....  | 399   | 4 127             | 15 880           | 26                             | 13  | 4          | 2          | 5          | 1         | 1          | —          | —          | —             |
| 42322                 | Home Furnishing Merchant Wholesalers .....  | 511   | 5 544             | 21 914           | 45                             | 18  | 13         | 7          | 4          | 3         | —          | —          | —          | —             |
| 423220                | Home Furnishing Merchant Wholesalers .....  | 511   | 5 544             | 21 914           | 45                             | 18  | 13         | 7          | 4          | 3         | —          | —          | —          | —             |
| 4233                  | Lumber and Other Construction Materials Merchant Wholesalers .....                    | 1 296   | 14 539            | 59 031           | 101                            | 38  | 24         | 21         | 15         | 2         | 1          | —          | —          | —             |
| 42331                 | Lumber, Plywood, Millwork, and Wood Panel Merchant Wholesalers .....                  | 693   | 7 857             | 29 699           | 45                             | 17  | 9          | 9          | 8          | 1         | 1          | —          | —          | —             |
| 423310                | Lumber, Plywood, Millwork, and Wood Panel Merchant Wholesalers .....                  | 693   | 7 857             | 29 699           | 45                             | 17  | 9          | 9          | 8          | 1         | 1          | —          | —          | —             |
| 42332                 | Brick, Stone, and Related Construction Material Merchant Wholesalers .....            | 135   | 1 998             | 7 651            | 21                             | 11  | 6          | 2          | 2          | —         | —          | —          | —          | —             |
| 423320                | Brick, Stone, and Related Construction Material Merchant Wholesalers .....            | 135   | 1 998             | 7 651            | 21                             | 11  | 6          | 2          | 2          | —         | —          | —          | —          | —             |
| 42333                 | Roofing, Siding, and Insulation Material Merchant Wholesalers .....                   | 230   | 2 277             | 11 188           | 20                             | 5   | 5          | 7          | 3          | —         | —          | —          | —          | —             |
| 423330                | Roofing, Siding, and Insulation Material Merchant Wholesalers .....                   | 230   | 2 277             | 11 188           | 20                             | 5   | 5          | 7          | 3          | —         | —          | —          | —          | —             |
| 42339                 | Other Construction Material Merchant Wholesalers .....                                | 238   | 2 407             | 10 493           | 15                             | 5   | 4          | 3          | 2          | 1         | —          | —          | —          | —             |
| 423390                | Other Construction Material Merchant Wholesalers .....                                | 238   | 2 407             | 10 493           | 15                             | 5   | 4          | 3          | 2          | 1         | —          | —          | —          | —             |
| 4234                  | Professional and Commercial Equipment and Supplies Merchant Wholesalers .....         | 5 092   | 78 451            | 316 731          | 256                            | 105   | 49         | 41         | 39         | 15        | 4          | 2          | 1          | —             |
| 42341                 | Photographic Equipment and Supplies Merchant Wholesalers .....                        | 121   | 2 376             | 6 894            | 6                              | 3   | —          | 2          | —          | 1         | —          | —          | —          | —             |
| 423410                | Photographic Equipment and Supplies Merchant Wholesalers .....                        | 121   | 2 376             | 6 894            | 6                              | 3   | —          | 2          | —          | 1         | —          | —          | —          | —             |
| 42342                 | Office Equipment Merchant Wholesalers .....   | 1 020   | 11 525            | 46 552           | 32                             | 9   | 3          | 7          | 8          | 3         | 1          | 1          | —          | —             |
| 423420                | Office Equipment Merchant Wholesalers .....   | 1 020   | 11 525            | 46 552           | 32                             | 9   | 3          | 7          | 8          | 3         | 1          | 1          | —          | —             |
| 42343                 | Computer and Computer Peripheral Equipment and Software Merchant Wholesalers .....    | 2 006   | 40 296            | 159 926          | 84                             | 36  | 18         | 10         | 15         | 3         | —          | 1          | 1          | —             |
| 423430                | Computer and Computer Peripheral Equipment and Software Merchant Wholesalers .....    | 2 006   | 40 296            | 159 926          | 84                             | 36  | 18         | 10         | 15         | 3         | —          | 1          | 1          | —             |
| 42344                 | Other Commercial Equipment Merchant Wholesalers .....                                 | 328   | 3 709             | 14 196           | 26                             | 11  | 8          | 2          | 2          | 3         | —          | —          | —          | —             |
| 423440                | Other Commercial Equipment Merchant Wholesalers .....                                 | 328   | 3 709             | 14 196           | 26                             | 11  | 8          | 2          | 2          | 3         | —          | —          | —          | —             |
| 42345                 | Medical, Dental, and Hospital Equipment and Supplies Merchant Wholesaler .....        | 1 280   | 15 989            | 70 468           | 77                             | 34  | 13         | 13         | 9          | 5         | 3          | —          | —          | —             |
| 423450                | Medical, Dental, and Hospital Equipment and Supplies Merchant Wholesaler .....        | 1 280   | 15 989            | 70 468           | 77                             | 34  | 13         | 13         | 9          | 5         | 3          | —          | —          | —             |
| 42346                 | Ophthalmic Goods Merchant Wholesalers .....   | 106   | 899               | 3 917            | 10                             | 5   | 2          | 1          | 2          | —         | —          | —          | —          | —             |
| 423460                | Ophthalmic Goods Merchant Wholesalers .....   | 106   | 899               | 3 917            | 10                             | 5   | 2          | 1          | 2          | —         | —          | —          | —          | —             |
| 42349                 | Other Professional Equipment and Supplies Merchant Wholesalers .....                  | 231   | 3 657             | 14 778           | 21                             | 7   | 5          | 6          | 3          | —         | —          | —          | —          | —             |
| 423490                | Other Professional Equipment and Supplies Merchant Wholesalers .....                  | 231   | 3 657             | 14 778           | 21                             | 7   | 5          | 6          | 3          | —         | —          | —          | —          | —             |
| 4235                  | Metal and Mineral (except Petroleum) Merchant Wholesalers .....                       | 651   | 9 352             | 37 872           | 72                             | 34  | 18         | 13         | 5          | 1         | 1          | —          | —          | —             |
| 42351                 | Metal Service Centers and Other Metal Merchant Wholesalers .....                      | (F)   | (D)               | (D)              | 71                             | 33  | 18         | 13         | 5          | 1         | 1          | —          | —          | —             |
| 4236                  | Electrical and Electronic Goods Merchant Wholesalers .....                            | 4 351   | 62 740            | 262 259          | 179                            | 72  | 28         | 33         | 26         | 11        | 8          | —          | 1          | —             |
| 42361                 | Electrical Apparatus and Equipment, Wiring Supplies, and Related Equipment .....      | 2 659   | 35 770            | 143 725          | 78                             | 24  | 14         | 17         | 11         | 7         | 4          | —          | 1          | —             |
| 423610                | Electrical Apparatus and Equipment, Wiring Supplies, and Related Equipment .....      | 2 659   | 35 770            | 143 725          | 78                             | 24  | 14         | 17         | 11         | 7         | 4          | —          | 1          | —             |
| 42362                 | Electrical and Electronic Appliance, Television, and Radio Set Merchant .....         | 354   | 4 006             | 19 123           | 12                             | 4   | —          | 6          | 1          | —         | 1          | —          | —          | —             |
| 423620                | Electrical and Electronic Appliance, Television, and Radio Set Merchant .....         | 354   | 4 006             | 19 123           | 12                             | 4   | —          | 6          | 1          | —         | 1          | —          | —          | —             |
| 42369                 | Other Electronic Parts and Equipment Merchant Wholesalers .....                       | 1 338   | 22 964            | 99 411           | 89                             | 44  | 14         | 10         | 14         | 4         | 3          | —          | —          | —             |
| 423690                | Other Electronic Parts and Equipment Merchant Wholesalers .....                       | 1 338   | 22 964            | 99 411           | 89                             | 44  | 14         | 10         | 14         | 4         | 3          | —          | —          | —             |
| 4237                  | Hardware, and Plumbing and Heating Equipment and Supplies Merchant Wholesale .....    | 1 589   | 24 439            | 89 657           | 109                            | 41  | 28         | 18         | 15         | 5         | 2          | —          | —          | —             |
| 42371                 | Hardware Merchant Wholesalers .....   | 486   | 5 317             | 20 441           | 33                             | 14  | 9          | 4          | 3          | 2         | 1          | —          | —          | —             |
| 423710                | Hardware Merchant Wholesalers .....   | 486   | 5 317             | 20 441           | 33                             | 14  | 9          | 4          | 3          | 2         | 1          | —          | —          | —             |
| 42372                 | Plumbing and Heating Equipment and Supplies (Hydronics) Merchant Wholesale .....      | 308   | 3 164             | 12 887           | 23                             | 11  | 5          | 1          | 5          | 1         | —          | —          | —          | —             |
| 423720                | Plumbing and Heating Equipment and Supplies (Hydronics) Merchant Wholesale .....      | 308   | 3 164             | 12 887           | 23                             | 11  | 5          | 1          | 5          | 1         | —          | —          | —          | —             |
| 42373                 | Warm Air Heating and Air-Conditioning Equipment and Supplies Merchant Wholesale ..... | 598   | 13 849            | 48 260           | 37                             | 10  | 9          | 11         | 5          | 1         | 1          | —          | —          | —             |
| 423730                | Warm Air Heating and Air-Conditioning Equipment and Supplies Merchant Wholesale ..... | 598   | 13 849            | 48 260           | 37                             | 10  | 9          | 11         | 5          | 1         | 1          | —          | —          | —             |

See footnotes at end of table.

**Table 6. Counties—Employees, Payroll, and Establishments by Industry: 2003—Con.**

[Excludes most government employees, railroad employees, and self-employed persons. Size class 1 to 4 includes establishments with payroll, but no employees, during mid-March pay period. (D) denotes figures withheld to avoid disclosing data for individual companies; the data are included in broader industry totals. Detailed industries with 100 or more employees are shown if industry was not a (D). For explanation of terms, abbreviations, and data reliability/comparability, see introductory text]

| NAICS code                     | Industry   | Number of employees for week including March 12 | Payroll (\$1,000) |         | Total number of establishments | Number of establishments by employment-size class |        |          |          |          |            |            |            |               |  |
|--------------------------------|--|---|-------------------|---------|--------------------------------|---|--------|----------|----------|----------|------------|------------|------------|---------------|--|
|                                |  |   | First quarter     | Annual  |                                | 1 to 4  | 5 to 9 | 10 to 19 | 20 to 49 | 50 to 99 | 100 to 249 | 250 to 499 | 500 to 999 | 1,000 or more |  |
| <b>ST. LOUIS—Con.</b>          |  |   |                   |         |                                |   |        |          |          |          |            |            |            |               |  |
| <b>42 Wholesale trade—Con.</b> |  |   |                   |         |                                |   |        |          |          |          |            |            |            |               |  |
| 423                            | Merchant Wholesalers, Durable Goods—Con.   |   |                   |         |                                |   |        |          |          |          |            |            |            |               |  |
| 4237                           | Hardware, and Plumbing and Heating Equipment and Supplies Merchant Whole—Con.      |   |                   |         |                                |   |        |          |          |          |            |            |            |               |  |
| 42374                          | Refrigeration Equipment and Supplies Merchant Wholesalers . . . . .                | 197   | 2 109             | 8 069   | 16                             | 6   | 5      | 2        | 2        | 1        | —          | —          | —          | —             |  |
| 423740                         | Refrigeration Equipment and Supplies Merchant Wholesalers . . . . .                | 197   | 2 109             | 8 069   | 16                             | 6   | 5      | 2        | 2        | 1        | —          | —          | —          | —             |  |
| 4238                           | Machinery, Equipment, and Supplies Merchant Wholesalers . . . . .                  | 4 340   | 49 655            | 210 812 | 341                            | 167   | 64     | 60       | 34       | 12       | 3          | 1          | —          | —             |  |
| 42381                          | Construction and Mining (except Oil Well) Machinery and Equipment Mercha . . . . . | 485   | 6 472             | 27 270  | 23                             | 9   | 4      | 3        | 5        | 1        | 1          | —          | —          | —             |  |
| 423810                         | Construction and Mining (except Oil Well) Machinery and Equipment Mercha . . . . . | 485   | 6 472             | 27 270  | 23                             | 9   | 4      | 3        | 5        | 1        | 1          | —          | —          | —             |  |
| 42382                          | Farm and Garden Machinery and Equipment Merchant Wholesalers . . . . .             | 133   | 1 411             | 5 304   | 11                             | 6   | 1      | 2        | 2        | —        | —          | —          | —          | —             |  |
| 423820                         | Farm and Garden Machinery and Equipment Merchant Wholesalers . . . . .             | 133   | 1 411             | 5 304   | 11                             | 6   | 1      | 2        | 2        | —        | —          | —          | —          | —             |  |
| 42383                          | Industrial Machinery and Equipment Merchant Wholesalers . . . . .                  | 2 871   | 32 984            | 142 318 | 194                            | 90  | 36     | 37       | 19       | 9        | 2          | 1          | —          | —             |  |
| 423830                         | Industrial Machinery and Equipment Merchant Wholesalers . . . . .                  | 2 871   | 32 984            | 142 318 | 194                            | 90  | 36     | 37       | 19       | 9        | 2          | 1          | —          | —             |  |
| 42384                          | Industrial Supplies Merchant Wholesalers . . . . .                                 | 430   | 5 126             | 20 493  | 67                             | 38  | 14     | 10       | 5        | —        | —          | —          | —          | —             |  |
| 423840                         | Industrial Supplies Merchant Wholesalers . . . . .                                 | 430   | 5 126             | 20 493  | 67                             | 38  | 14     | 10       | 5        | —        | —          | —          | —          | —             |  |
| 42385                          | Service Establishment Equipment and Supplies Merchant Wholesalers . . . . .        | 360   | 3 093             | 12 980  | 39                             | 19  | 8      | 8        | 2        | 2        | —          | —          | —          | —             |  |
| 423850                         | Service Establishment Equipment and Supplies Merchant Wholesalers . . . . .        | 360   | 3 093             | 12 980  | 39                             | 19  | 8      | 8        | 2        | 2        | —          | —          | —          | —             |  |
| 4239                           | Miscellaneous Durable Goods Merchant Wholesalers . . . . .                         | 1 347   | 14 469            | 65 475  | 122                            | 72  | 17     | 15       | 12       | 4        | 2          | —          | —          | —             |  |
| 42391                          | Sporting and Recreational Goods and Supplies Merchant Wholesalers . . . . .        | 250   | 2 436             | 10 335  | 20                             | 11  | 2      | 5        | —        | 2        | —          | —          | —          | —             |  |
| 423910                         | Sporting and Recreational Goods and Supplies Merchant Wholesalers . . . . .        | 250   | 2 436             | 10 335  | 20                             | 11  | 2      | 5        | —        | 2        | —          | —          | —          | —             |  |
| 42393                          | Recyclable Material Merchant Wholesalers . . . . .                                 | 281   | 3 784             | 17 505  | 25                             | 8   | 6      | 7        | 4        | —        | —          | —          | —          | —             |  |
| 423930                         | Recyclable Material Merchant Wholesalers . . . . .                                 | 281   | 3 784             | 17 505  | 25                             | 8   | 6      | 7        | 4        | —        | —          | —          | —          | —             |  |
| 42394                          | Jewelry, Watch, Precious Stone, and Precious Metal Merchant Wholesalers . . . . .  | 242   | 1 941             | 7 975   | 30                             | 25  | 3      | —        | —        | 1        | 1          | —          | —          | —             |  |
| 423940                         | Jewelry, Watch, Precious Stone, and Precious Metal Merchant Wholesalers . . . . .  | 242   | 1 941             | 7 975   | 30                             | 25  | 3      | —        | —        | 1        | 1          | —          | —          | —             |  |
| 42399                          | Other Miscellaneous Durable Goods Merchant Wholesalers . . . . .                   | 518   | 5 886             | 28 042  | 40                             | 25  | 4      | 2        | 7        | 1        | 1          | —          | —          | —             |  |
| 423990                         | Other Miscellaneous Durable Goods Merchant Wholesalers . . . . .                   | 518   | 5 886             | 28 042  | 40                             | 25  | 4      | 2        | 7        | 1        | 1          | —          | —          | —             |  |
| 424                            | Merchant Wholesalers, Nondurable Goods . . . . .                                   | 10 784  | 146 194           | 582 624 | 539                            | 273   | 93     | 66       | 63       | 23       | 13         | 6          | 2          | —             |  |
| 4241                           | Paper and Paper Product Merchant Wholesalers . . . . .                             | 1 757   | 20 511            | 80 778  | 105                            | 51  | 19     | 17       | 12       | 3        | —          | 3          | —          | —             |  |
| 42411                          | Printing and Writing Paper Merchant Wholesalers . . . . .                          | 396   | 2 862             | 10 026  | 13                             | 8   | 2      | —        | 1        | 1        | —          | 1          | —          | —             |  |
| 424110                         | Printing and Writing Paper Merchant Wholesalers . . . . .                          | 396   | 2 862             | 10 026  | 13                             | 8   | 2      | —        | 1        | 1        | —          | 1          | —          | —             |  |
| 42412                          | Stationery and Office Supplies Merchant Wholesalers . . . . .                      | 816   | 9 595             | 38 524  | 61                             | 30  | 11     | 9        | 9        | 1        | —          | 1          | —          | —             |  |
| 424120                         | Stationery and Office Supplies Merchant Wholesalers . . . . .                      | 816   | 9 595             | 38 524  | 61                             | 30  | 11     | 9        | 9        | 1        | —          | 1          | —          | —             |  |
| 42413                          | Industrial and Personal Service Paper Merchant Wholesalers . . . . .               | 545   | 8 054             | 32 228  | 31                             | 13  | 6      | 8        | 2        | 1        | —          | 1          | —          | —             |  |
| 424130                         | Industrial and Personal Service Paper Merchant Wholesalers . . . . .               | 545   | 8 054             | 32 228  | 31                             | 13  | 6      | 8        | 2        | 1        | —          | 1          | —          | —             |  |
| 4242                           | Drugs and Druggists' Sundries Merchant Wholesalers . . . . .                       | 1 023   | 13 005            | 61 459  | 48                             | 21  | 8      | 6        | 9        | 2        | 2          | —          | —          | —             |  |
| 42421                          | Drugs and Druggists' Sundries Merchant Wholesalers . . . . .                       | 1 023   | 13 005            | 61 459  | 48                             | 21  | 8      | 6        | 9        | 2        | 2          | —          | —          | —             |  |
| 424210                         | Drugs and Druggists' Sundries Merchant Wholesalers . . . . .                       | 1 023   | 13 005            | 61 459  | 48                             | 21  | 8      | 6        | 9        | 2        | 2          | —          | —          | —             |  |
| 4243                           | Apparel, Piece Goods, and Notions Merchant Wholesalers . . . . .                   | 1 430   | 32 859            | 99 648  | 65                             | 38  | 9      | 6        | 6        | 3        | 2          | 1          | —          | —             |  |
| 42431                          | Piece Goods, Notions, and Other Dry Goods Merchant Wholesalers . . . . .           | 212   | 2 109             | 9 923   | 19                             | 12  | 4      | 2        | —        | —        | 1          | —          | —          | —             |  |
| 424310                         | Piece Goods, Notions, and Other Dry Goods Merchant Wholesalers . . . . .           | 212   | 2 109             | 9 923   | 19                             | 12  | 4      | 2        | —        | —        | 1          | —          | —          | —             |  |
| 42432                          | Men's and Boys' Clothing and Furnishings Merchant Wholesalers . . . . .            | 294   | 3 598             | 14 336  | 10                             | 5   | 1      | 2        | 1        | —        | 1          | —          | —          | —             |  |
| 424320                         | Men's and Boys' Clothing and Furnishings Merchant Wholesalers . . . . .            | 294   | 3 598             | 14 336  | 10                             | 5   | 1      | 2        | 1        | —        | 1          | —          | —          | —             |  |
| 42433                          | Women's, Children's, and Infants' Clothing and Accessories Merchant Whol . . . . . | 179   | 2 590             | 8 019   | 15                             | 9   | 2      | —        | 3        | 1        | —          | —          | —          | —             |  |
| 424330                         | Women's, Children's, and Infants' Clothing and Accessories Merchant Whol . . . . . | 179   | 2 590             | 8 019   | 15                             | 9   | 2      | —        | 3        | 1        | —          | —          | —          | —             |  |
| 42434                          | Footwear Merchant Wholesalers . . . . .  | 745   | 24 562            | 67 370  | 21                             | 12  | 2      | 2        | 2        | 2        | —          | 1          | —          | —             |  |
| 424340                         | Footwear Merchant Wholesalers . . . . .  | 745   | 24 562            | 67 370  | 21                             | 12  | 2      | 2        | 2        | 2        | —          | 1          | —          | —             |  |
| 4244                           | Grocery and Related Product Wholesalers . . . . .                                  | 3 077   | 36 583            | 163 707 | 103                            | 45  | 14     | 14       | 15       | 9        | 4          | 1          | 1          | —             |  |
| 42441                          | General Line Grocery Merchant Wholesalers . . . . .                                | 609   | 8 858             | 36 725  | 16                             | 7   | 2      | 2        | 3        | 1        | —          | 1          | —          | —             |  |
| 424410                         | General Line Grocery Merchant Wholesalers . . . . .                                | 609   | 8 858             | 36 725  | 16                             | 7   | 2      | 2        | 3        | 1        | —          | 1          | —          | —             |  |
| 42442                          | Packaged Frozen Food Merchant Wholesalers . . . . .                                | 845   | 10 640            | 46 881  | 7                              | —   | 2      | 1        | 2        | —        | 1          | —          | 1          | —             |  |
| 424420                         | Packaged Frozen Food Merchant Wholesalers . . . . .                                | 845   | 10 640            | 46 881  | 7                              | —   | 2      | 1        | 2        | —        | 1          | —          | 1          | —             |  |
| 42443                          | Dairy Product (except Dried or Canned) Merchant Wholesalers . . . . .              | 258   | 3 538             | 11 837  | 9                              | 3   | 1      | 2        | —        | 3        | —          | —          | —          | —             |  |
| 424430                         | Dairy Product (except Dried or Canned) Merchant Wholesalers . . . . .              | 258   | 3 538             | 11 837  | 9                              | 3   | 1      | 2        | —        | 3        | —          | —          | —          | —             |  |

See footnotes at end of table.

**Table 6. Counties—Employees, Payroll, and Establishments by Industry: 2003—Con.**

[Excludes most government employees, railroad employees, and self-employed persons. Size class 1 to 4 includes establishments with payroll, but no employees, during mid-March pay period. (D) denotes figures withheld to avoid disclosing data for individual companies; the data are included in broader industry totals. Detailed industries with 100 or more employees are shown if industry was not a (D). For explanation of terms, abbreviations, and data reliability/comparability, see introductory text]

| NAICS code                     | Industry   | Number of employees for week including March 12 | Payroll (\$1,000) |                  | Total number of establishments | Number of establishments by employment-size class |              |            |            |            |            |            |            |               |  |
|--------------------------------|--|---|-------------------|------------------|--------------------------------|---|--------------|------------|------------|------------|------------|------------|------------|---------------|--|
|                                |  |   | First quarter     | Annual           |                                | 1 to 4  | 5 to 9       | 10 to 19   | 20 to 49   | 50 to 99   | 100 to 249 | 250 to 499 | 500 to 999 | 1,000 or more |  |
| <b>ST. LOUIS—Con.</b>          |  |   |                   |                  |                                |   |              |            |            |            |            |            |            |               |  |
| <b>42 Wholesale trade—Con.</b> |  |   |                   |                  |                                |   |              |            |            |            |            |            |            |               |  |
| 424                            | Merchant Wholesalers, Nondurable Goods—Con.                              |   |                   |                  |                                |   |              |            |            |            |            |            |            |               |  |
| 4244                           | Grocery and Related Product Wholesalers—Con.                             |   |                   |                  |                                |   |              |            |            |            |            |            |            |               |  |
| 42445                          | Confectionery Merchant Wholesalers                                       | 316   | 1 843             | 9 524            | 10                             | 4   | 1            | 2          | 1          | —          | 2          | —          | —          | —             |  |
| 424450                         | Confectionery Merchant Wholesalers                                       | 316   | 1 843             | 9 524            | 10                             | 4   | 1            | 2          | 1          | —          | 2          | —          | —          | —             |  |
| 42447                          | Meat and Meat Product Merchant Wholesalers                               | (C)   | (D)               | (D)              | 5                              | 2   | 1            | —          | 1          | 1          | —          | —          | —          | —             |  |
| 42449                          | Other Grocery and Related Products Merchant Wholesalers                  | 832   | 9 816             | 49 925           | 46                             | 23  | 4            | 7          | 7          | 4          | 1          | —          | —          | —             |  |
| 424490                         | Other Grocery and Related Products Merchant Wholesalers                  | 832   | 9 816             | 49 925           | 46                             | 23  | 4            | 7          | 7          | 4          | 1          | —          | —          | —             |  |
| 4246                           | Chemical and Allied Products Merchant Wholesalers                        | 854   | 13 187            | 52 044           | 86                             | 49  | 14           | 11         | 9          | 2          | 1          | —          | —          | —             |  |
| 42461                          | Plastics Materials and Basic Forms and Shapes Merchant Wholesalers       | 299   | 3 816             | 16 203           | 27                             | 14  | 4            | 4          | 3          | 2          | —          | —          | —          | —             |  |
| 424610                         | Plastics Materials and Basic Forms and Shapes Merchant Wholesalers       | 299   | 3 816             | 16 203           | 27                             | 14  | 4            | 4          | 3          | 2          | —          | —          | —          | —             |  |
| 42469                          | Other Chemical and Allied Products Merchant Wholesalers                  | 555   | 9 371             | 35 841           | 59                             | 35  | 10           | 7          | 6          | —          | 1          | —          | —          | —             |  |
| 424690                         | Other Chemical and Allied Products Merchant Wholesalers                  | 555   | 9 371             | 35 841           | 59                             | 35  | 10           | 7          | 6          | —          | 1          | —          | —          | —             |  |
| 4247                           | Petroleum and Petroleum Products Merchant Wholesalers                    | 292   | 5 233             | 30 184           | 15                             | 2   | 4            | 4          | 4          | 1          | —          | —          | —          | —             |  |
| 42471                          | Petroleum Bulk Stations and Terminals                                    | (C)   | (D)               | (D)              | 9                              | 1   | 2            | 3          | 3          | —          | —          | —          | —          | —             |  |
| 42472                          | Petroleum and Petroleum Products Merchant Wholesalers (except Bulk Stati | (C)   | (D)               | (D)              | 6                              | 1   | 2            | 1          | 1          | 1          | —          | —          | —          | —             |  |
| 4248                           | Beer, Wine, and Distilled Alcoholic Beverage Merchant Wholesalers        | (E)   | (D)               | (D)              | 8                              | 5   | 1            | —          | 1          | —          | 1          | —          | —          | —             |  |
| 42481                          | Beer and Ale Merchant Wholesalers  | (C)   | (D)               | (D)              | 2                              | 1   | —            | —          | —          | —          | 1          | —          | —          | —             |  |
| 4249                           | Miscellaneous Nondurable Goods Merchant Wholesalers                      | 2 037   | 21 720            | 81 116           | 103                            | 58  | 23           | 8          | 6          | 3          | 3          | 1          | 1          | —             |  |
| 42491                          | Farm Supplies Merchant Wholesalers                                       | 1 015   | 10 887            | 38 886           | 14                             | 9   | 1            | —          | 1          | 1          | —          | 1          | 1          | —             |  |
| 424910                         | Farm Supplies Merchant Wholesalers                                       | 1 015   | 10 887            | 38 886           | 14                             | 9   | 1            | —          | 1          | 1          | —          | 1          | 1          | —             |  |
| 42492                          | Book, Periodical, and Newspaper Merchant Wholesalers                     | 493   | 5 275             | 19 385           | 21                             | 9   | 3            | 3          | 3          | 1          | 2          | —          | —          | —             |  |
| 424920                         | Book, Periodical, and Newspaper Merchant Wholesalers                     | 493   | 5 275             | 19 385           | 21                             | 9   | 3            | 3          | 3          | 1          | 2          | —          | —          | —             |  |
| 42494                          | Tobacco and Tobacco Product Merchant Wholesalers                         | 139   | 2 208             | 8 937            | 5                              | 1   | 2            | —          | 1          | 1          | —          | —          | —          | —             |  |
| 424940                         | Tobacco and Tobacco Product Merchant Wholesalers                         | 139   | 2 208             | 8 937            | 5                              | 1   | 2            | —          | 1          | 1          | —          | —          | —          | —             |  |
| 42499                          | Other Miscellaneous Nondurable Goods Merchant Wholesalers                | 303   | 2 607             | 10 827           | 39                             | 23  | 10           | 4          | 1          | —          | 1          | —          | —          | —             |  |
| 424990                         | Other Miscellaneous Nondurable Goods Merchant Wholesalers                | 303   | 2 607             | 10 827           | 39                             | 23  | 10           | 4          | 1          | —          | 1          | —          | —          | —             |  |
| 425                            | Wholesale Electronic Markets and Agents and Brokers                      | 2 511   | 23 833            | 111 856          | 386                            | 294   | 62           | 18         | 8          | 2          | —          | 1          | 1          | —             |  |
| 4251                           | Wholesale Electronic Markets and Agents and Brokers                      | 2 511   | 23 833            | 111 856          | 386                            | 294   | 62           | 18         | 8          | 2          | —          | 1          | 1          | —             |  |
| 42512                          | Wholesale Trade Agents and Brokers                                       | 2 511   | 23 833            | 111 856          | 386                            | 294   | 62           | 18         | 8          | 2          | —          | 1          | 1          | —             |  |
| 425120                         | Wholesale Trade Agents and Brokers                                       | 2 511   | 23 833            | 111 856          | 386                            | 294   | 62           | 18         | 8          | 2          | —          | 1          | 1          | —             |  |
| <b>44-45</b>                   | <b>Retail trade</b>  | <b>69 918</b>                                   | <b>364 764</b>    | <b>1 521 068</b> | <b>4 156</b>                   | <b>1 641</b>                                      | <b>1 072</b> | <b>717</b> | <b>426</b> | <b>146</b> | <b>135</b> | <b>18</b>  | <b>1</b>   | <b>—</b>      |  |
| 441                            | Motor vehicle & parts dealers  | 8 822   | 84 093            | 365 676          | 383                            | 105   | 99           | 83         | 41         | 35         | 19         | 1          | —          | —             |  |
| 4411                           | Automobile dealers   | 6 579   | 69 332            | 299 270          | 146                            | 44  | 17           | 9          | 22         | 34         | 19         | 1          | —          | —             |  |
| 44111                          | New car dealers  | 6 274   | 67 390            | 290 693          | 95                             | 14  | 5            | 5          | 17         | 34         | 19         | 1          | —          | —             |  |
| 441110                         | New car dealers  | 6 274   | 67 390            | 290 693          | 95                             | 14  | 5            | 5          | 17         | 34         | 19         | 1          | —          | —             |  |
| 44112                          | Used car dealers   | 305   | 1 942             | 8 577            | 51                             | 30  | 12           | 4          | 5          | —          | —          | —          | —          | —             |  |
| 441120                         | Used car dealers   | 305   | 1 942             | 8 577            | 51                             | 30  | 12           | 4          | 5          | —          | —          | —          | —          | —             |  |
| 4412                           | Other motor vehicle dealers  | 437   | 3 041             | 15 814           | 36                             | 11  | 13           | 4          | 7          | 1          | —          | —          | —          | —             |  |
| 44121                          | Recreational vehicle dealers   | 184   | 1 511             | 8 390            | 8                              | 1   | 2            | 1          | 3          | 1          | —          | —          | —          | —             |  |
| 441210                         | Recreational vehicle dealers   | 184   | 1 511             | 8 390            | 8                              | 1   | 2            | 1          | 3          | 1          | —          | —          | —          | —             |  |
| 44122                          | Motorcycle & boat & other MV dealers                                     | 253   | 1 530             | 7 424            | 28                             | 10  | 11           | 3          | 4          | —          | —          | —          | —          | —             |  |
| 441221                         | Motorcycle dealers   | 152   | 954               | 4 769            | 12                             | 4   | 3            | 2          | 3          | —          | —          | —          | —          | —             |  |
| 4413                           | Automotive parts, accessories & tire stores                              | 1 806   | 11 720            | 50 592           | 201                            | 50  | 69           | 70         | 12         | —          | —          | —          | —          | —             |  |
| 44131                          | Automotive parts, accessories & tire stores                              | 901   | 4 841             | 19 925           | 112                            | 37  | 39           | 29         | 7          | —          | —          | —          | —          | —             |  |
| 441310                         | Automotive parts, accessories & tire stores                              | 901   | 4 841             | 19 925           | 112                            | 37  | 39           | 29         | 7          | —          | —          | —          | —          | —             |  |
| 44132                          | Tire dealers   | 905   | 6 879             | 30 667           | 89                             | 13  | 30           | 41         | 5          | —          | —          | —          | —          | —             |  |
| 441320                         | Tire dealers   | 905   | 6 879             | 30 667           | 89                             | 13  | 30           | 41         | 5          | —          | —          | —          | —          | —             |  |
| 442                            | Furniture & home furnishing stores                                       | 3 811   | 19 864            | 83 618           | 303                            | 141   | 60           | 43         | 45         | 10         | 4          | —          | —          | —             |  |
| 4421                           | Furniture stores   | 1 822   | 10 409            | 41 941           | 115                            | 58  | 11           | 18         | 19         | 7          | 2          | —          | —          | —             |  |
| 44211                          | Furniture stores   | 1 822   | 10 409            | 41 941           | 115                            | 58  | 11           | 18         | 19         | 7          | 2          | —          | —          | —             |  |
| 442110                         | Furniture stores   | 1 822   | 10 409            | 41 941           | 115                            | 58  | 11           | 18         | 19         | 7          | 2          | —          | —          | —             |  |
| 4422                           | Home furnishings stores  | 1 989   | 9 455             | 41 677           | 188                            | 83  | 49           | 25         | 26         | 3          | 2          | —          | —          | —             |  |
| 44221                          | Floor covering stores  | 423   | 3 521             | 16 355           | 59                             | 28  | 17           | 8          | 6          | —          | —          | —          | —          | —             |  |
| 442210                         | Floor covering stores  | 423   | 3 521             | 16 355           | 59                             | 28  | 17           | 8          | 6          | —          | —          | —          | —          | —             |  |
| 44229                          | Other home furnishings stores  | 1 566   | 5 934             | 25 322           | 129                            | 55  | 32           | 17         | 20         | 3          | 2          | —          | —          | —             |  |
| 442299                         | All other home furnishings stores  | 1 513   | 5 579             | 23 688           | 120                            | 51  | 29           | 15         | 20         | 3          | 2          | —          | —          | —             |  |
| 443                            | Electronics & appliance stores   | 2 628   | 14 904            | 58 930           | 221                            | 98  | 70           | 26         | 12         | 9          | 6          | —          | —          | —             |  |
| 4431                           | Electronics & appliance stores   | 2 628   | 14 904            | 58 930           | 221                            | 98  | 70           | 26         | 12         | 9          | 6          | —          | —          | —             |  |
| 44311                          | Appliance, TV & all other electronics stores                             | 1 947   | 11 259            | 44 001           | 150                            | 71  | 45           | 12         | 11         | 5          | 6          | —          | —          | —             |  |
| 443111                         | Household appliance stores   | 229   | 1 487             | 6 119            | 45                             | 27  | 11           | 6          | 1          | —          | —          | —          | —          | —             |  |
| 443112                         | Radio, television & other electronics stores                             | 1 718   | 9 772             | 37 882           | 105                            | 44  | 34           | 6          | 10         | 5          | 6          | —          | —          | —             |  |
| 44312                          | Computer & software stores   | 496   | 2 850             | 11 727           | 54                             | 24  | 17           | 9          | 1          | 3          | —          | —          | —          | —             |  |
| 443120                         | Computer & software stores   | 496   | 2 850             | 11 727           | 54                             | 24  | 17           | 9          | 1          | 3          | —          | —          | —          | —             |  |
| 44313                          | Camera & photographic supplies stores                                    | 185   | 795               | 3 202            | 17                             | 3   | 8            | 5          | —          | 1          | —          | —          | —          | —             |  |
| 443130                         | Camera & photographic supplies stores                                    | 185   | 795               | 3 202            | 17                             | 3   | 8            | 5          | —          | 1          | —          | —          | —          | —             |  |

See footnotes at end of table.



**Table 6. Counties—Employees, Payroll, and Establishments by Industry: 2003—Con.**

[Excludes most government employees, railroad employees, and self-employed persons. Size class 1 to 4 includes establishments with payroll, but no employees, during mid-March pay period. (D) denotes figures withheld to avoid disclosing data for individual companies; the data are included in broader industry totals. Detailed industries with 100 or more employees are shown if industry was not a (D). For explanation of terms, abbreviations, and data reliability/ comparability, see introductory text]

| NAICS code                     | Industry   | Number of employees for week including March 12 | Payroll (\$1,000) |         | Total number of establishments | Number of establishments by employment-size class |        |          |          |          |            |            |            |               |
|--------------------------------|--|---|-------------------|---------|--------------------------------|---|--------|----------|----------|----------|------------|------------|------------|---------------|
|                                |  |   | First quarter     | Annual  |                                | 1 to 4  | 5 to 9 | 10 to 19 | 20 to 49 | 50 to 99 | 100 to 249 | 250 to 499 | 500 to 999 | 1,000 or more |
|                                |  |   |                   |         |                                |   |        |          |          |          |            |            |            |               |
| <b>ST. LOUIS—Con.</b>          |  |   |                   |         |                                |   |        |          |          |          |            |            |            |               |
| <b>44-45 Retail trade—Con.</b> |  |   |                   |         |                                |   |        |          |          |          |            |            |            |               |
| 444                            | Bldg material & garden equip & supp dealers .....      | 4 788   | 29 694            | 133 865 | 276                            | 97  | 73     | 51       | 37       | 5        | 13         | -          | -          | -             |
| 4441                           | Building material & supplies dealers .....             | 4 227   | 27 270            | 119 162 | 219                            | 77  | 60     | 34       | 30       | 5        | 13         | -          | -          | -             |
| 44411                          | Home centers .....                                     | 2 229   | 12 690            | 51 223  | 23                             | 4   | 1      | 1        | 2        | 2        | 13         | -          | -          | -             |
| 444110                         | Home centers .....                                     | 2 229   | 12 690            | 51 223  | 23                             | 4   | 1      | 1        | 2        | 2        | 13         | -          | -          | -             |
| 44412                          | Paint & wallpaper stores .....                         | 209   | 1 254             | 5 415   | 38                             | 16  | 17     | 4        | 1        | -        | -          | -          | -          | -             |
| 444120                         | Paint & wallpaper stores .....                         | 209   | 1 254             | 5 415   | 38                             | 16  | 17     | 4        | 1        | -        | -          | -          | -          | -             |
| 44413                          | Hardware stores .....                                  | 477   | 1 979             | 8 683   | 42                             | 16  | 9      | 11       | 6        | -        | -          | -          | -          | -             |
| 444130                         | Hardware stores .....                                  | 477   | 1 979             | 8 683   | 42                             | 16  | 9      | 11       | 6        | -        | -          | -          | -          | -             |
| 44419                          | Other building material dealers .....                  | 1 312   | 11 347            | 53 841  | 116                            | 41  | 33     | 18       | 21       | 3        | -          | -          | -          | -             |
| 444190                         | Other building material dealers .....                  | 1 312   | 11 347            | 53 841  | 116                            | 41  | 33     | 18       | 21       | 3        | -          | -          | -          | -             |
| 4442                           | Lawn & garden equip & supplies stores .....            | 561   | 2 424             | 14 703  | 57                             | 20  | 13     | 17       | 7        | -        | -          | -          | -          | -             |
| 44421                          | Outdoor power equipment stores .....                   | 143   | 915               | 4 759   | 13                             | 4   | 3      | 4        | 2        | -        | -          | -          | -          | -             |
| 444210                         | Outdoor power equipment stores .....                   | 143   | 915               | 4 759   | 13                             | 4   | 3      | 4        | 2        | -        | -          | -          | -          | -             |
| 44422                          | Nursery & garden centers .....                         | 418   | 1 509             | 9 944   | 44                             | 16  | 10     | 13       | 5        | -        | -          | -          | -          | -             |
| 444220                         | Nursery & garden centers .....                         | 418   | 1 509             | 9 944   | 44                             | 16  | 10     | 13       | 5        | -        | -          | -          | -          | -             |
| 445                            | Food & beverage stores .....                           | 10 123  | 48 115            | 189 235 | 374                            | 187   | 70     | 31       | 26       | 16       | 44         | -          | -          | -             |
| 4451                           | Grocery stores .....                                   | 9 565   | 45 813            | 179 607 | 233                            | 92  | 39     | 17       | 25       | 16       | 44         | -          | -          | -             |
| 44511                          | Grocery (except convenience) stores .....              | 9 238   | 44 746            | 174 996 | 167                            | 49  | 25     | 11       | 22       | 16       | 44         | -          | -          | -             |
| 445110                         | Grocery (except convenience) stores .....              | 9 238   | 44 746            | 174 996 | 167                            | 49  | 25     | 11       | 22       | 16       | 44         | -          | -          | -             |
| 44512                          | Convenience stores .....                               | 327   | 1 067             | 4 611   | 66                             | 43  | 14     | 6        | 3        | -        | -          | -          | -          | -             |
| 445120                         | Convenience stores .....                               | 327   | 1 067             | 4 611   | 66                             | 43  | 14     | 6        | 3        | -        | -          | -          | -          | -             |
| 4452                           | Specialty food stores .....                            | 387   | 1 497             | 6 066   | 89                             | 53  | 25     | 11       | -        | -        | -          | -          | -          | -             |
| 44521                          | Meat markets .....                                     | 123   | 531               | 2 222   | 21                             | 8   | 10     | 3        | -        | -        | -          | -          | -          | -             |
| 445210                         | Meat markets .....                                     | 123   | 531               | 2 222   | 21                             | 8   | 10     | 3        | -        | -        | -          | -          | -          | -             |
| 44529                          | Other specialty food stores .....                      | 233   | 775               | 3 080   | 63                             | 43  | 14     | 6        | -        | -        | -          | -          | -          | -             |
| 445292                         | Confectionery & nut stores .....                       | 121   | 269               | 1 001   | 25                             | 13  | 9      | 3        | -        | -        | -          | -          | -          | -             |
| 4453                           | Beer, wine & liquor stores .....                       | 171   | 805               | 3 562   | 52                             | 42  | 6      | 3        | 1        | -        | -          | -          | -          | -             |
| 44531                          | Beer, wine & liquor stores .....                       | 171   | 805               | 3 562   | 52                             | 42  | 6      | 3        | 1        | -        | -          | -          | -          | -             |
| 445310                         | Beer, wine & liquor stores .....                       | 171   | 805               | 3 562   | 52                             | 42  | 6      | 3        | 1        | -        | -          | -          | -          | -             |
| 446                            | Health & personal care stores .....                    | 4 868   | 27 061            | 109 025 | 338                            | 131   | 77     | 44       | 66       | 19       | 1          | -          | -          | -             |
| 4461                           | Health & personal care stores .....                    | 4 868   | 27 061            | 109 025 | 338                            | 131   | 77     | 44       | 66       | 19       | 1          | -          | -          | -             |
| 44611                          | Pharmacies & drug stores .....                         | 3 067   | 18 943            | 75 492  | 121                            | 25  | 15     | 16       | 47       | 18       | -          | -          | -          | -             |
| 446110                         | Pharmacies & drug stores .....                         | 3 067   | 18 943            | 75 492  | 121                            | 25  | 15     | 16       | 47       | 18       | -          | -          | -          | -             |
| 44612                          | Cosmetics, beauty supplies & perfume stores .....      | 462   | 1 052             | 4 303   | 56                             | 28  | 14     | 4        | 10       | -        | -          | -          | -          | -             |
| 446120                         | Cosmetics, beauty supplies & perfume stores .....      | 462   | 1 052             | 4 303   | 56                             | 28  | 14     | 4        | 10       | -        | -          | -          | -          | -             |
| 44613                          | Optical goods stores .....                             | 651   | 3 429             | 13 810  | 84                             | 25  | 37     | 17       | 5        | -        | -          | -          | -          | -             |
| 446130                         | Optical goods stores .....                             | 651   | 3 429             | 13 810  | 84                             | 25  | 37     | 17       | 5        | -        | -          | -          | -          | -             |
| 44619                          | Other health & personal care stores .....              | 688   | 3 637             | 15 420  | 77                             | 53  | 11     | 7        | 4        | 1        | 1          | -          | -          | -             |
| 446191                         | Food (health) supplement stores .....                  | 385   | 744               | 3 298   | 37                             | 26  | 8      | 2        | -        | -        | 1          | -          | -          | -             |
| 446199                         | All other health & personal care stores .....          | 303   | 2 893             | 12 122  | 40                             | 27  | 3      | 5        | 4        | 1        | -          | -          | -          | -             |
| 447                            | Gasoline stations .....                                | 3 153   | 11 852            | 49 373  | 314                            | 79  | 117    | 94       | 17       | 7        | -          | -          | -          | -             |
| 4471                           | Gasoline stations .....                                | 3 153   | 11 852            | 49 373  | 314                            | 79  | 117    | 94       | 17       | 7        | -          | -          | -          | -             |
| 44711                          | Gasoline stations with convenience stores ..           | 2 770   | 10 288            | 42 810  | 257                            | 50  | 100    | 87       | 14       | 6        | -          | -          | -          | -             |
| 447110                         | Gasoline stations with convenience stores ..           | 2 770   | 10 288            | 42 810  | 257                            | 50  | 100    | 87       | 14       | 6        | -          | -          | -          | -             |
| 44719                          | Other gasoline stations .....                          | 383   | 1 564             | 6 563   | 57                             | 29  | 17     | 7        | 3        | 1        | -          | -          | -          | -             |
| 447190                         | Other gasoline stations .....                          | 383   | 1 564             | 6 563   | 57                             | 29  | 17     | 7        | 3        | 1        | -          | -          | -          | -             |
| 448                            | Clothing & clothing accessories stores .....           | 8 263   | 28 833            | 119 003 | 765                            | 270   | 253    | 150      | 68       | 22       | 1          | 1          | -          | -             |
| 4481                           | Clothing stores .....                                  | 6 056   | 19 306            | 78 636  | 433                            | 132   | 119    | 105      | 54       | 21       | 1          | 1          | -          | -             |
| 44811                          | Men's clothing stores .....                            | 351   | 1 631             | 6 659   | 40                             | 12  | 11     | 16       | 1        | -        | -          | -          | -          | -             |
| 448110                         | Men's clothing stores .....                            | 351   | 1 631             | 6 659   | 40                             | 12  | 11     | 16       | 1        | -        | -          | -          | -          | -             |
| 44812                          | Women's clothing stores .....                          | 2 191   | 6 158             | 24 584  | 185                            | 49  | 57     | 51       | 24       | 3        | 1          | -          | -          | -             |
| 448120                         | Women's clothing stores .....                          | 2 191   | 6 158             | 24 584  | 185                            | 49  | 57     | 51       | 24       | 3        | 1          | -          | -          | -             |
| 44813                          | Children's & infants' clothing stores .....            | 535   | 1 552             | 6 684   | 42                             | 10  | 15     | 10       | 6        | 1        | -          | -          | -          | -             |
| 448130                         | Children's & infants' clothing stores .....            | 535   | 1 552             | 6 684   | 42                             | 10  | 15     | 10       | 6        | 1        | -          | -          | -          | -             |
| 44814                          | Family clothing stores .....                           | 2 299   | 7 612             | 30 675  | 75                             | 14  | 10     | 17       | 17       | 16       | -          | 1          | -          | -             |
| 448140                         | Family clothing stores .....                           | 2 299   | 7 612             | 30 675  | 75                             | 14  | 10     | 17       | 17       | 16       | -          | 1          | -          | -             |
| 44815                          | Clothing accessories stores .....                      | 167   | 550               | 2 680   | 40                             | 24  | 12     | 4        | -        | -        | -          | -          | -          | -             |
| 448150                         | Clothing accessories stores .....                      | 167   | 550               | 2 680   | 40                             | 24  | 12     | 4        | -        | -        | -          | -          | -          | -             |
| 44819                          | Other clothing stores .....                            | 513   | 1 803             | 7 354   | 51                             | 23  | 14     | 7        | 6        | 1        | -          | -          | -          | -             |
| 448190                         | Other clothing stores .....                            | 513   | 1 803             | 7 354   | 51                             | 23  | 14     | 7        | 6        | 1        | -          | -          | -          | -             |
| 4482                           | Shoe stores .....                                      | 1 327   | 4 141             | 18 130  | 166                            | 48  | 83     | 22       | 12       | 1        | -          | -          | -          | -             |
| 44821                          | Shoe stores .....                                      | 1 327   | 4 141             | 18 130  | 166                            | 48  | 83     | 22       | 12       | 1        | -          | -          | -          | -             |
| 448210                         | Shoe stores .....                                      | 1 327   | 4 141             | 18 130  | 166                            | 48  | 83     | 22       | 12       | 1        | -          | -          | -          | -             |
| 4483                           | Jewelry, luggage & leather goods stores .....          | 880   | 5 386             | 22 237  | 166                            | 90  | 51     | 23       | 2        | -        | -          | -          | -          | -             |
| 44831                          | Jewelry stores .....                                   | 833   | 5 183             | 21 400  | 158                            | 86  | 49     | 21       | 2        | -        | -          | -          | -          | -             |
| 448310                         | Jewelry stores .....                                   | 833   | 5 183             | 21 400  | 158                            | 86  | 49     | 21       | 2        | -        | -          | -          | -          | -             |
| 451                            | Sporting goods, hobby, book & music stores .....       | 3 489   | 12 122            | 49 863  | 307                            | 132   | 66     | 64       | 34       | 9        | 2          | -          | -          | -             |
| 4511                           | Sporting goods, hobby, musical instrument stores ..... | 2 548   | 9 367             | 38 533  | 210                            | 88  | 46     | 39       | 30       | 5        | 2          | -          | -          | -             |
| 45111                          | Sporting goods stores .....                            | 1 277   | 4 900             | 20 762  | 102                            | 48  | 28     | 8        | 12       | 4        | 2          | -          | -          | -             |
| 451110                         | Sporting goods stores .....                            | 1 277   | 4 900             | 20 762  | 102                            | 48  | 28     | 8        | 12       | 4        | 2          | -          | -          | -             |
| 45112                          | Hobby, toy & game stores .....                         | 841   | 2 612             | 9 633   | 64                             | 25  | 11     | 13       | 14       | 1        | -          | -          | -          | -             |
| 451120                         | Hobby, toy & game stores .....                         | 841   | 2 612             | 9 633   | 64                             | 25  | 11     | 13       | 14       | 1        | -          | -          | -          | -             |
| 45113                          | Sewing, needlework & piece goods stores ..             | 237   | 601               | 2 436   | 24                             | 8   | 3      | 12       | 1        | -        | -          | -          | -          | -             |
| 451130                         | Sewing, needlework & piece goods stores ..             | 237   | 601               | 2 436   | 24                             | 8   | 3      | 12       | 1        | -        | -          | -          | -          | -             |
| 45114                          | Musical instrument & supplies stores .....             | 193   | 1 254             | 5 702   | 20                             | 7   | 4      | 6        | 3        | -        | -          | -          | -          | -             |
| 451140                         | Musical instrument & supplies stores .....             | 193   | 1 254             | 5 702   | 20                             | 7   | 4      | 6        | 3        | -        | -          | -          | -          | -             |
| 4512                           | Book, periodical & music stores .....                  | 941   | 2 755             | 11 330  | 97                             | 44  | 20     | 25       | 4        | 4        | -          | -          | -          | -             |
| 45121                          | Book stores & news dealers .....                       | 666   | 1 932             | 8 096   | 67                             | 35  | 14     | 11       | 3        | 4        | -          | -          | -          | -             |
| 451211                         | Book stores .....                                      | 640   | 1 848             | 7 758   | 61                             | 31  | 13     | 10       | 3        | 4        | -          | -          | -          | -             |
| 45122                          | Prerecorded tape, CD & record stores .....             | 275   | 823               | 3 234   | 30                             | 9   | 6      | 14       | 1        | -        | -          | -          | -          | -             |
| 451220                         | Prerecorded tape, CD & record stores .....             | 275   | 823               | 3 234   | 30                             | 9   | 6      | 14       | 1        | -        | -          | -          | -          | -             |

See footnotes at end of table.

**Table 6. Counties—Employees, Payroll, and Establishments by Industry: 2003—Con.**

[Excludes most government employees, railroad employees, and self-employed persons. Size class 1 to 4 includes establishments with payroll, but no employees, during mid-March pay period. (D) denotes figures withheld to avoid disclosing data for individual companies; the data are included in broader industry totals. Detailed industries with 100 or more employees are shown if industry was not a (D). For explanation of terms, abbreviations, and data reliability/comparability, see introductory text]

| NAICS code            | Industry  | Number of employees for week including March 12 | Payroll (\$1,000) |         | Total number of establishments | Number of establishments by employment-size class |        |          |          |          |            |            |            |               |  |
|-----------------------|---|---|-------------------|---------|--------------------------------|---|--------|----------|----------|----------|------------|------------|------------|---------------|--|
|                       |   |   | First quarter     | Annual  |                                | 1 to 4  | 5 to 9 | 10 to 19 | 20 to 49 | 50 to 99 | 100 to 249 | 250 to 499 | 500 to 999 | 1,000 or more |  |
| <b>ST. LOUIS—Con.</b> |   |   |                   |         |                                |   |        |          |          |          |            |            |            |               |  |
| <b>44-45</b>          | <b>Retail trade—Con.</b>                                    |   |                   |         |                                |   |        |          |          |          |            |            |            |               |  |
| 452                   | General merchandise stores .....                            | 12 351  | 49 377            | 205 814 | 142                            | 20  | 27     | 14       | 22       | 6        | 39         | 14         | —          | —             |  |
| 4521                  | Department stores .....                                     | 9 425   | 37 504            | 153 409 | 57                             | 2   | —      | —        | 5        | 5        | 33         | 12         | —          | —             |  |
| 45211                 | Department stores .....                                     | 9 425   | 37 504            | 153 409 | 57                             | 2   | —      | —        | 5        | 5        | 33         | 12         | —          | —             |  |
| 452111                | Department Stores (except Discount Department Stores) ..... | 4 411   | 17 252            | 69 353  | 23                             | 1   | —      | —        | —        | —        | 16         | 6          | —          | —             |  |
| 452112                | Discount Department Stores .....                            | 5 014   | 20 252            | 84 056  | 34                             | 1   | —      | —        | 5        | 5        | 17         | 6          | —          | —             |  |
| 4529                  | Other general merchandise stores .....                      | 2 926   | 11 873            | 52 405  | 85                             | 18  | 27     | 14       | 17       | 1        | 6          | 2          | —          | —             |  |
| 45291                 | Warehouse clubs & superstores .....                         | (G)   | (D)               | (D)     | 8                              | —   | —      | —        | —        | —        | 6          | 2          | —          | —             |  |
| 45299                 | All other general merchandise stores .....                  | (G)   | (D)               | (D)     | 77                             | 18  | 27     | 14       | 17       | 1        | —          | —          | —          | —             |  |
| 453                   | Miscellaneous store retailers .....                         | 4 518   | 16 154            | 66 386  | 496                            | 235   | 124    | 90       | 38       | 6        | 3          | —          | —          | —             |  |
| 4531                  | Florists .....  | 532   | 2 262             | 9 296   | 71                             | 42  | 13     | 11       | 4        | 1        | —          | —          | —          | —             |  |
| 45311                 | Florists .....  | 532   | 2 262             | 9 296   | 71                             | 42  | 13     | 11       | 4        | 1        | —          | —          | —          | —             |  |
| 453110                | Florists .....  | 532   | 2 262             | 9 296   | 71                             | 42  | 13     | 11       | 4        | 1        | —          | —          | —          | —             |  |
| 4532                  | Office supplies, stationery & gift stores .....             | 1 738   | 6 038             | 23 015  | 181                            | 63  | 58     | 43       | 16       | —        | 1          | —          | —          | —             |  |
| 45321                 | Office supplies & stationery stores .....                   | 554   | 2 981             | 10 838  | 37                             | 10  | 9      | 4        | 14       | —        | —          | —          | —          | —             |  |
| 453210                | Office supplies & stationery stores .....                   | 554   | 2 981             | 10 838  | 37                             | 10  | 9      | 4        | 14       | —        | —          | —          | —          | —             |  |
| 45322                 | Gift, novelty & souvenir stores .....                       | 1 184   | 3 057             | 12 177  | 144                            | 53  | 49     | 39       | 2        | —        | 1          | —          | —          | —             |  |
| 453220                | Gift, novelty & souvenir stores .....                       | 1 184   | 3 057             | 12 177  | 144                            | 53  | 49     | 39       | 2        | —        | 1          | —          | —          | —             |  |
| 4533                  | Used merchandise stores .....                               | 749   | 2 301             | 9 045   | 62                             | 31  | 13     | 9        | 4        | 4        | 1          | —          | —          | —             |  |
| 45331                 | Used merchandise stores .....                               | 749   | 2 301             | 9 045   | 62                             | 31  | 13     | 9        | 4        | 4        | 1          | —          | —          | —             |  |
| 453310                | Used merchandise stores .....                               | 749   | 2 301             | 9 045   | 62                             | 31  | 13     | 9        | 4        | 4        | 1          | —          | —          | —             |  |
| 4539                  | Other miscellaneous store retailers .....                   | 1 499   | 5 553             | 25 030  | 182                            | 99  | 40     | 27       | 14       | 1        | 1          | —          | —          | —             |  |
| 45391                 | Pet & pet supplies stores .....                             | 1 667   | 7 265             | 30 400  | 111                            | 11  | 11     | 9        | 8        | 1        | —          | —          | —          | —             |  |
| 453910                | Pet & pet supplies stores .....                             | 1 667   | 7 265             | 30 400  | 111                            | 11  | 11     | 9        | 8        | 1        | —          | —          | —          | —             |  |
| 45399                 | All other miscellaneous store retailers .....               | 848   | 3 435             | 15 852  | 114                            | 69  | 20     | 18       | 6        | —        | 1          | —          | —          | —             |  |
| 453991                | Tobacco stores .....  | 229   | 704               | 3 100   | 34                             | 20  | 5      | 7        | 2        | —        | —          | —          | —          | —             |  |
| 453998                | All other misc store retailers (exc tobacco) .....          | 619   | 2 731             | 12 752  | 80                             | 49  | 15     | 11       | 4        | —        | 1          | —          | —          | —             |  |
| 454                   | Nonstore retailers .....                                    | 3 104   | 22 695            | 90 280  | 237                            | 146   | 36     | 27       | 20       | 2        | 3          | 2          | 1          | —             |  |
| 4541                  | Electronic shopping & mail-order houses .....               | 1 862   | 14 162            | 57 074  | 69                             | 40  | 9      | 9        | 5        | 2        | 1          | 2          | 1          | —             |  |
| 45411                 | Electronic shopping & mail-order houses .....               | 1 862   | 14 162            | 57 074  | 69                             | 40  | 9      | 9        | 5        | 2        | 1          | 2          | 1          | —             |  |
| 454113                | Mail-Order Houses .....                                     | 1 135   | 10 564            | 39 986  | 29                             | 17  | 3      | 3        | 2        | 1        | 1          | 1          | 1          | —             |  |
| 4542                  | Vending machine operators .....                             | 319   | 1 808             | 7 671   | 34                             | 20  | 7      | 3        | 3        | —        | 1          | —          | —          | —             |  |
| 45421                 | Vending machine operators .....                             | 319   | 1 808             | 7 671   | 34                             | 20  | 7      | 3        | 3        | —        | 1          | —          | —          | —             |  |
| 454210                | Vending machine operators .....                             | 319   | 1 808             | 7 671   | 34                             | 20  | 7      | 3        | 3        | —        | 1          | —          | —          | —             |  |
| 4543                  | Direct selling establishments .....                         | 923   | 6 725             | 25 535  | 134                            | 86  | 20     | 15       | 12       | —        | 1          | —          | —          | —             |  |
| 45431                 | Fuel dealers .....  | 103   | 1 012             | 4 089   | 6                              | 1   | 1      | 2        | 2        | —        | —          | —          | —          | —             |  |
| 45439                 | Other direct selling establishments .....                   | 820   | 5 713             | 21 446  | 128                            | 85  | 19     | 13       | 10       | —        | 1          | —          | —          | —             |  |
| 454390                | Other direct selling establishments .....                   | 820   | 5 713             | 21 446  | 128                            | 85  | 19     | 13       | 10       | —        | 1          | —          | —          | —             |  |
| <b>48-49</b>          | <b>Transportation &amp; warehousing</b>                     |   |                   |         |                                |   |        |          |          |          |            |            |            |               |  |
| 481                   | Air transportation .....                                    | 7 555   | 93 412            | 158 404 | 17                             | 6   | 1      | 1        | 4        | —        | 2          | 2          | —          | 1             |  |
| 4811                  | Scheduled air transportation .....                          | 7 455   | 92 297            | 154 290 | 8                              | 1   | —      | —        | 2        | —        | 2          | 2          | —          | 1             |  |
| 48111                 | Scheduled air transportation .....                          | 7 455   | 92 297            | 154 290 | 8                              | 1   | —      | —        | 2        | —        | 2          | 2          | —          | 1             |  |
| 481111                | Scheduled passenger air transportation .....                | 7 455   | 92 297            | 154 290 | 8                              | 1   | —      | —        | 2        | —        | 2          | 2          | —          | 1             |  |
| 4812                  | Nonscheduled air transportation .....                       | 100   | 1 115             | 4 114   | 9                              | 5   | 1      | 1        | 2        | —        | —          | —          | —          | —             |  |
| 48121                 | Nonscheduled air transportation .....                       | 100   | 1 115             | 4 114   | 9                              | 5   | 1      | 1        | 2        | —        | —          | —          | —          | —             |  |
| 484                   | Truck transportation .....                                  | 5 899   | 48 408            | 203 655 | 326                            | 187   | 46     | 33       | 37       | 10       | 9          | 3          | 1          | —             |  |
| 4841                  | General freight trucking .....                              | 3 393   | 26 252            | 109 839 | 165                            | 87  | 21     | 20       | 24       | 6        | 5          | 1          | 1          | —             |  |
| 48411                 | General freight trucking, local .....                       | 1 592   | 10 502            | 41 346  | 78                             | 44  | 11     | 7        | 12       | 1        | 2          | —          | 1          | —             |  |
| 484110                | General freight trucking, local .....                       | 1 592   | 10 502            | 41 346  | 78                             | 44  | 11     | 7        | 12       | 1        | 2          | —          | 1          | —             |  |
| 48412                 | General freight trucking, long-distance .....               | 1 801   | 15 750            | 68 493  | 87                             | 43  | 10     | 13       | 12       | 5        | 3          | 1          | —          | —             |  |
| 484121                | General freight trucking, long-distance, TL .....           | 1 221   | 9 889             | 42 913  | 74                             | 39  | 8      | 11       | 9        | 4        | 3          | —          | —          | —             |  |
| 484122                | General freight trucking, long-distance, LTL .....          | 580   | 5 861             | 25 580  | 13                             | 4   | 2      | 2        | 3        | 1        | —          | 1          | —          | —             |  |
| 4842                  | Specialized freight trucking .....                          | 2 506   | 22 156            | 93 816  | 161                            | 100   | 25     | 13       | 13       | 4        | 4          | 2          | —          | —             |  |
| 48421                 | Used household & office goods moving .....                  | 1 662   | 14 811            | 60 436  | 44                             | 18  | 4      | 6        | 8        | 3        | 4          | 1          | —          | —             |  |
| 484210                | Used household & office goods moving .....                  | 1 662   | 14 811            | 60 436  | 44                             | 18  | 4      | 6        | 8        | 3        | 4          | 1          | —          | —             |  |
| 48422                 | Specialized freight (exc used) trucking, local .....        | 378   | 2 534             | 11 982  | 94                             | 68  | 17     | 6        | 3        | —        | —          | —          | —          | —             |  |
| 484220                | Specialized freight (exc used) trucking, local .....        | 378   | 2 534             | 11 982  | 94                             | 68  | 17     | 6        | 3        | —        | —          | —          | —          | —             |  |
| 48423                 | Specialized freight (exc used) trucking, LDist .....        | 466   | 4 811             | 21 398  | 23                             | 14  | 4      | 1        | 2        | 1        | —          | 1          | —          | —             |  |
| 484230                | Specialized freight (exc used) trucking, LDist .....        | 466   | 4 811             | 21 398  | 23                             | 14  | 4      | 1        | 2        | 1        | —          | 1          | —          | —             |  |
| 485                   | Transit & ground passenger transportation .....             | 1 227   | 5 675             | 22 392  | 40                             | 23  | 3      | 1        | 5        | 3        | 5          | —          | —          | —             |  |
| 4853                  | Taxi & limousine service .....                              | (C)   | (D)               | (D)     | 18                             | 12  | 1      | 1        | 4        | —        | —          | —          | —          | —             |  |
| 48532                 | Limousine service .....                                     | 121   | 498               | 2 158   | 14                             | 9   | 1      | 1        | 3        | —        | —          | —          | —          | —             |  |
| 485320                | Limousine service .....                                     | 121   | 498               | 2 158   | 14                             | 9   | 1      | 1        | 3        | —        | —          | —          | —          | —             |  |
| 4854                  | School & employee bus transportation .....                  | 989   | 4 551             | 17 642  | 11                             | 3   | —      | —        | 1        | 2        | 5          | —          | —          | —             |  |
| 48541                 | School & employee bus transportation .....                  | 989   | 4 551             | 17 642  | 11                             | 3   | —      | —        | 1        | 2        | 5          | —          | —          | —             |  |
| 485410                | School & employee bus transportation .....                  | 989   | 4 551             | 17 642  | 11                             | 3   | —      | —        | 1        | 2        | 5          | —          | —          | —             |  |
| 488                   | Transportation support activities .....                     | 1 871   | 15 993            | 64 433  | 139                            | 74  | 25     | 17       | 16       | 3        | 4          | —          | —          | —             |  |
| 4881                  | Air transportation support activities .....                 | 867   | 6 803             | 25 671  | 15                             | 3   | 2      | —        | 5        | 1        | 4          | —          | —          | —             |  |
| 48811                 | Airport operations .....                                    | 467   | 2 040             | 8 159   | 9                              | 2   | 1      | —        | 3        | 1        | 2          | —          | —          | —             |  |
| 488119                | Other airport operations .....                              | 467   | 2 040             | 8 159   | 9                              | 2   | 1      | —        | 3        | 1        | 2          | —          | —          | —             |  |
| 48819                 | Other air transportation support activities .....           | 400   | 4 763             | 17 512  | 6                              | 1   | 1      | —        | 2        | —        | 2          | —          | —          | —             |  |
| 488190                | Other air transportation support activities .....           | 400   | 4 763             | 17 512  | 6                              | 1   | 1      | —        | 2        | —        | 2          | —          | —          | —             |  |
| 4882                  | Rail transportation support activities .....                | 145   | 977               | 3 966   | 5                              | 1   | 1      | 1        | 1        | 1        | —          | —          | —          | —             |  |
| 48821                 | Rail transportation support activities .....                | 145   | 977               | 3 966   | 5                              | 1   | 1      | 1        | 1        | 1        | —          | —          | —          | —             |  |
| 488210                | Rail transportation support activities .....                | 145   | 977               | 3 966   | 5                              | 1   | 1      | 1        | 1        | 1        | —          | —          | —          | —             |  |
| 4885                  | Freight transportation arrangement .....                    | 715   | 7 060             | 29 647  | 92                             | 52  | 19     | 12       | 8        | 1        | —          | —          | —          | —             |  |
| 48851                 | Freight transportation arrangement .....                    | 715   | 7 060             | 29 647  | 92                             | 52  | 19     | 12       | 8        | 1        | —          | —          | —          | —             |  |
| 488510                | Freight transportation arrangement .....                    | 715   | 7 060             | 29 647  | 92                             | 52  | 19     | 12       | 8        | 1        | —          | —          | —          | —             |  |

See footnotes at end of table.

**Table 6. Counties—Employees, Payroll, and Establishments by Industry: 2003—Con.**

[Excludes most government employees, railroad employees, and self-employed persons. Size class 1 to 4 includes establishments with payroll, but no employees, during mid-March pay period. (D) denotes figures withheld to avoid disclosing data for individual companies; the data are included in broader industry totals. Detailed industries with 100 or more employees are shown if industry was not a (D). For explanation of terms, abbreviations, and data reliability/comparability, see introductory text]

| NAICS code   | Industry   | Number of employees for week including March 12 | Payroll (\$1,000) |                  | Total number of establishments | Number of establishments by employment-size class |            |            |            |           |            |            |            |               |  |
|--|--|---|-------------------|------------------|--------------------------------|---|------------|------------|------------|-----------|------------|------------|------------|---------------|--|
|  |  |   | First quarter     | Annual           |                                | 1 to 4  | 5 to 9     | 10 to 19   | 20 to 49   | 50 to 99  | 100 to 249 | 250 to 499 | 500 to 999 | 1,000 or more |  |
| <b>ST. LOUIS—Con.</b>                              |  |   |                   |                  |                                |   |            |            |            |           |            |            |            |               |  |
| <b>48-49 Transportation &amp; warehousing—Con.</b> |  |   |                   |                  |                                |   |            |            |            |           |            |            |            |               |  |
| 492  | Couriers & messengers .....  | 4 437   | 31 778            | 126 076          | 69                             | 33  | 10         | 11         | 5          | 2         | 6          | 1          | —          | 1             |  |
| 4921   | Couriers .....   | 4 017   | 29 604            | 118 863          | 41                             | 15  | 6          | 6          | 5          | 2         | 6          | —          | —          | 1             |  |
| 49211  | Couriers .....   | 4 017   | 29 604            | 118 863          | 41                             | 15  | 6          | 6          | 5          | 2         | 6          | —          | —          | 1             |  |
| 492110   | Couriers .....   | 4 017   | 29 604            | 118 863          | 41                             | 15  | 6          | 6          | 5          | 2         | 6          | —          | —          | 1             |  |
| 4922   | Local messengers & local delivery .....  | 420   | 2 174             | 7 213            | 28                             | 18  | 4          | 5          | —          | —         | —          | 1          | —          | —             |  |
| 49221  | Local messengers & local delivery .....  | 420   | 2 174             | 7 213            | 28                             | 18  | 4          | 5          | —          | —         | —          | 1          | —          | —             |  |
| 492210   | Local messengers & local delivery .....  | 420   | 2 174             | 7 213            | 28                             | 18  | 4          | 5          | —          | —         | —          | 1          | —          | —             |  |
| 493  | Warehousing & storage .....  | 1 390   | 15 212            | 61 937           | 45                             | 17  | 9          | 6          | 5          | 6         | 1          | —          | 1          | —             |  |
| 4931   | Warehousing & storage .....  | 1 390   | 15 212            | 61 937           | 45                             | 17  | 9          | 6          | 5          | 6         | 1          | —          | 1          | —             |  |
| 49311  | General warehousing & storage .....  | 575   | 5 545             | 22 181           | 29                             | 10  | 7          | 3          | 4          | 4         | 1          | —          | —          | —             |  |
| 493110   | General warehousing & storage .....  | 575   | 5 545             | 22 181           | 29                             | 10  | 7          | 3          | 4          | 4         | 1          | —          | —          | —             |  |
| 49312  | Refrigerated warehousing & storage .....                                       | (F)   | (D)               | (D)              | 4                              | 2   | —          | 1          | —          | —         | —          | —          | 1          | —             |  |
| 49319  | Other warehousing & storage .....  | (C)   | (D)               | (D)              | 11                             | 4   | 2          | 2          | 1          | 2         | —          | —          | —          | —             |  |
| <b>51</b>  | <b>Information .....</b>   | <b>19 356</b>                                   | <b>281 791</b>    | <b>1 088 888</b> | <b>603</b>                     | <b>293</b>  | <b>86</b>  | <b>84</b>  | <b>71</b>  | <b>34</b> | <b>19</b>  | <b>9</b>   | <b>6</b>   | <b>1</b>      |  |
| 511  | Publishing industries .....  | 6 037   | 101 320           | 402 316          | 130                            | 65  | 21         | 17         | 9          | 8         | 4          | 4          | 1          | 1             |  |
| 5111   | Newspaper, periodical, book, database publishers .....                         | 2 534   | 30 489            | 113 076          | 78                             | 40  | 12         | 12         | 4          | 3         | 3          | 3          | 1          | —             |  |
| 51111  | Newspaper publishers .....   | (F)   | (D)               | (D)              | 22                             | 12  | 2          | 4          | 2          | —         | 1          | 1          | —          | —             |  |
| 51112  | Periodical publishers .....  | 1 225   | 16 360            | 60 300           | 29                             | 14  | 4          | 6          | 1          | 1         | 1          | 1          | 1          | —             |  |
| 511120   | Periodical publishers .....  | 1 225   | 16 360            | 60 300           | 29                             | 14  | 4          | 6          | 1          | 1         | 1          | 1          | 1          | —             |  |
| 51113  | Book publishers .....  | 135   | 2 440             | 6 207            | 10                             | 5   | 3          | 1          | —          | 1         | —          | —          | —          | —             |  |
| 511130   | Book publishers .....  | 135   | 2 440             | 6 207            | 10                             | 5   | 3          | 1          | —          | 1         | —          | —          | —          | —             |  |
| 51114  | Database and directory publishers .....  | 492   | 4 821             | 20 865           | 10                             | 5   | 1          | —          | 1          | 1         | 1          | 1          | —          | —             |  |
| 511140   | Database and directory publishers .....  | 492   | 4 821             | 20 865           | 10                             | 5   | 1          | —          | 1          | 1         | 1          | 1          | —          | —             |  |
| 5112   | Software publishers .....  | 3 503   | 70 831            | 289 240          | 52                             | 25  | 9          | 5          | 5          | 5         | 1          | 1          | —          | 1             |  |
| 51121  | Software publishers .....  | 3 503   | 70 831            | 289 240          | 52                             | 25  | 9          | 5          | 5          | 5         | 1          | 1          | —          | 1             |  |
| 511210   | Software publishers .....  | 3 503   | 70 831            | 289 240          | 52                             | 25  | 9          | 5          | 5          | 5         | 1          | 1          | —          | 1             |  |
| 512  | Motion picture & sound recording industries .....                              | 840   | 3 650             | 15 132           | 71                             | 41  | 8          | 7          | 12         | 2         | 1          | —          | —          | —             |  |
| 5121   | Motion picture & video industries .....  | 782   | 3 018             | 12 188           | 64                             | 38  | 6          | 6          | 11         | 2         | 1          | —          | —          | —             |  |
| 51211  | Motion picture & video production .....  | 139   | 1 153             | 4 803            | 40                             | 33  | 3          | 2          | 2          | —         | —          | —          | —          | —             |  |
| 512110   | Motion picture & video production .....  | 139   | 1 153             | 4 803            | 40                             | 33  | 3          | 2          | 2          | —         | —          | —          | —          | —             |  |
| 51213  | Motion picture & video exhibition .....  | 582   | 1 353             | 5 235            | 15                             | 1   | —          | 2          | 9          | 2         | 1          | —          | —          | —             |  |
| 512131   | Motion picture theaters (except drive-ins) ..                                  | 582   | 1 353             | 5 235            | 15                             | 1   | —          | 2          | 9          | 2         | 1          | —          | —          | —             |  |
| 515  | Broadcasting (except Internet) .....   | (F)   | (D)               | (D)              | 28                             | 11  | 4          | 3          | 6          | 3         | —          | 1          | —          | —             |  |
| 5151   | Radio and Television Broadcasting .....  | (E)   | (D)               | (D)              | 27                             | 11  | 4          | 3          | 6          | 3         | —          | —          | —          | —             |  |
| 51511  | Radio Broadcasting .....   | (E)   | (D)               | (D)              | 27                             | 11  | 4          | 3          | 6          | 3         | —          | —          | —          | —             |  |
| 515112   | Radio Stations .....   | 461   | 4 717             | 17 915           | 26                             | 10  | 4          | 3          | 6          | 3         | —          | —          | —          | —             |  |
| 5152   | Cable and Other Subscription Programming ..                                    | (E)   | (D)               | (D)              | 1                              | —   | —          | —          | —          | —         | —          | 1          | —          | —             |  |
| 51521  | Cable and Other Subscription Programming ..                                    | (E)   | (D)               | (D)              | 1                              | —   | —          | —          | —          | —         | —          | 1          | —          | —             |  |
| 517  | Telecommunications .....   | 9 255   | 142 178           | 532 041          | 236                            | 102   | 36         | 34         | 33         | 14        | 9          | 3          | 5          | —             |  |
| 5171   | Wired Telecommunications Carriers .....  | 6 325   | 100 544           | 387 786          | 141                            | 63  | 14         | 18         | 24         | 9         | 8          | 2          | 3          | —             |  |
| 51711  | Wired Telecommunications Carriers .....  | 6 325   | 100 544           | 387 786          | 141                            | 63  | 14         | 18         | 24         | 9         | 8          | 2          | 3          | —             |  |
| 517110   | Wired Telecommunications Carriers .....  | 6 325   | 100 544           | 387 786          | 141                            | 63  | 14         | 18         | 24         | 9         | 8          | 2          | 3          | —             |  |
| 5172   | Wireless Telecommunications Carriers (except Satellite) .....                  | (G)   | (D)               | (D)              | 66                             | 26  | 19         | 11         | 5          | 3         | 1          | 1          | —          | —             |  |
| 51721  | Wireless Telecommunications Carriers (except Satellite) .....                  | (G)   | (D)               | (D)              | 66                             | 26  | 19         | 11         | 5          | 3         | 1          | 1          | —          | —             |  |
| 517212   | Cellular and Other Wireless Telecommunications .....                           | 1 240   | 16 728            | 59 792           | 60                             | 21  | 19         | 10         | 5          | 3         | 1          | 1          | —          | —             |  |
| 5173   | Telecommunications Resellers .....   | (C)   | (D)               | (D)              | 10                             | 7   | —          | —          | 2          | 1         | —          | —          | —          | —             |  |
| 51731  | Telecommunications Resellers .....   | (C)   | (D)               | (D)              | 10                             | 7   | —          | —          | 2          | 1         | —          | —          | —          | —             |  |
| 5175   | Cable and Other Program Distribution .....                                     | (G)   | (D)               | (D)              | 17                             | 4   | 3          | 5          | 2          | 1         | —          | —          | 2          | —             |  |
| 51751  | Cable and Other Program Distribution .....                                     | (G)   | (D)               | (D)              | 17                             | 4   | 3          | 5          | 2          | 1         | —          | —          | 2          | —             |  |
| 518  | Internet Service Providers, Web Search Portals, and Data Processing Serv ..... | 2 251   | 26 880            | 108 237          | 117                            | 60  | 15         | 21         | 9          | 7         | 4          | 1          | —          | —             |  |
| 5181   | Internet Service Providers and Web Search Portals .....                        | 131   | 1 257             | 5 593            | 23                             | 16  | 3          | 3          | 1          | —         | —          | —          | —          | —             |  |
| 51811  | Internet Service Providers and Web Search Portals .....                        | 131   | 1 257             | 5 593            | 23                             | 16  | 3          | 3          | 1          | —         | —          | —          | —          | —             |  |
| 5182   | Data Processing, Hosting, and Related Services .....                           | 2 120   | 25 623            | 102 644          | 94                             | 44  | 12         | 18         | 8          | 7         | 4          | 1          | —          | —             |  |
| 51821  | Data Processing, Hosting, and Related Services .....                           | 2 120   | 25 623            | 102 644          | 94                             | 44  | 12         | 18         | 8          | 7         | 4          | 1          | —          | —             |  |
| 518210   | Data Processing, Hosting, and Related Services .....                           | 2 120   | 25 623            | 102 644          | 94                             | 44  | 12         | 18         | 8          | 7         | 4          | 1          | —          | —             |  |
| 519  | Other Information Services .....   | 221   | 1 727             | 6 478            | 13                             | 7   | 2          | 1          | 2          | —         | 1          | —          | —          | —             |  |
| 5191   | Other Information Services .....   | 221   | 1 727             | 6 478            | 13                             | 7   | 2          | 1          | 2          | —         | 1          | —          | —          | —             |  |
| 51919  | All Other Information Services .....   | (C)   | (D)               | (D)              | 7                              | 3   | 2          | 1          | —          | —         | 1          | —          | —          | —             |  |
| <b>52</b>  | <b>Finance &amp; insurance .....</b>   | <b>36 591</b>                                   | <b>530 095</b>    | <b>2 005 404</b> | <b>2 549</b>                   | <b>1 595</b>                                      | <b>359</b> | <b>296</b> | <b>159</b> | <b>71</b> | <b>49</b>  | <b>9</b>   | <b>10</b>  | <b>1</b>      |  |
| 522  | Credit intermediation & related activities .....                               | 17 103  | 215 848           | 821 292          | 785                            | 283   | 175        | 183        | 83         | 28        | 23         | 5          | 5          | —             |  |
| 5221   | Depository credit intermediation .....   | 8 194   | 87 490            | 347 490          | 386                            | 98  | 104        | 111        | 47         | 11        | 11         | 2          | 2          | —             |  |
| 52211  | Commercial banking .....   | 6 199   | 68 288            | 270 396          | 298                            | 64  | 84         | 95         | 35         | 8         | 9          | 2          | 1          | —             |  |
| 522110   | Commercial banking .....   | 6 199   | 68 288            | 270 396          | 298                            | 64  | 84         | 95         | 35         | 8         | 9          | 2          | 1          | —             |  |
| 52212  | Savings institutions .....   | 1 195   | 13 535            | 53 724           | 34                             | 16  | 6          | 4          | 5          | 1         | 1          | —          | —          | —             |  |
| 522120   | Savings institutions .....   | 1 195   | 13 535            | 53 724           | 34                             | 16  | 6          | 4          | 5          | 1         | 1          | —          | —          | —             |  |
| 52213  | Credit unions .....  | 800   | 5 667             | 23 370           | 54                             | 18  | 14         | 12         | 7          | 2         | 1          | —          | —          | —             |  |
| 522130   | Credit unions .....  | 800   | 5 667             | 23 370           | 54                             | 18  | 14         | 12         | 7          | 2         | 1          | —          | —          | —             |  |

See footnotes at end of table.

**Table 6. Counties—Employees, Payroll, and Establishments by Industry: 2003—Con.**

[Excludes most government employees, railroad employees, and self-employed persons. Size class 1 to 4 includes establishments with payroll, but no employees, during mid-March pay period. (D) denotes figures withheld to avoid disclosing data for individual companies; the data are included in broader industry totals. Detailed industries with 100 or more employees are shown if industry was not a (D). For explanation of terms, abbreviations, and data reliability/comparability, see introductory text]

| NAICS code            | Industry  | Number of employees for week including March 12 | Payroll (\$1,000) |                | Total number of establishments | Number of establishments by employment-size class |            |            |           |           |            |            |            |               |  |
|-----------------------|---|---|-------------------|----------------|--------------------------------|---|------------|------------|-----------|-----------|------------|------------|------------|---------------|--|
|                       |   |   | First quarter     | Annual         |                                | 1 to 4  | 5 to 9     | 10 to 19   | 20 to 49  | 50 to 99  | 100 to 249 | 250 to 499 | 500 to 999 | 1,000 or more |  |
| <b>ST. LOUIS—Con.</b> |   |   |                   |                |                                |   |            |            |           |           |            |            |            |               |  |
| <b>52</b>             | <b>Finance &amp; insurance—Con.</b>                   |   |                   |                |                                |   |            |            |           |           |            |            |            |               |  |
| 522                   | Credit intermediation & related activities—Con.       |   |                   |                |                                |   |            |            |           |           |            |            |            |               |  |
| 5222                  | Nondepository credit intermediation .....             | 5 958   | 95 147            | 330 776        | 235                            | 105   | 44         | 43         | 17        | 12        | 9          | 3          | 2          | —             |  |
| 52222                 | Sales financing .....                                 | 1 869   | 33 888            | 100 008        | 40                             | 11  | 5          | 9          | 6         | 4         | 4          | —          | 1          | —             |  |
| 522220                | Sales financing .....                                 | 1 869   | 33 888            | 100 008        | 40                             | 11  | 5          | 9          | 6         | 4         | 4          | —          | 1          | —             |  |
| 52229                 | Other nondepository credit intermediation .....       | (H)   | (D)               | (D)            | 193                            | 92  | 39         | 34         | 11        | 8         | 5          | 3          | 1          | —             |  |
| 522291                | Consumer lending .....                                | 316   | 2 717             | 13 739         | 60                             | 33  | 3          | —          | 1         | —         | —          | —          | —          | —             |  |
| 522292                | Real estate credit .....                              | 3 600   | 56 364            | 208 458        | 99                             | 36  | 11         | 27         | 9         | 7         | 5          | 3          | 1          | —             |  |
| 522298                | All oth nondepository credit intermediation .....     | 144   | 1 760             | 6 513          | 28                             | 20  | 4          | 2          | —         | —         | —          | —          | —          | —             |  |
| 5223                  | Activities related to credit intermediation .....     | 2 951   | 33 211            | 143 026        | 164                            | 80  | 27         | 29         | 19        | 5         | 3          | —          | 1          | —             |  |
| 52231                 | Mortgage & nonmortgage brokers .....                  | 1 407   | 15 983            | 73 819         | 119                            | 55  | 16         | 25         | 18        | 5         | —          | —          | —          | —             |  |
| 522310                | Mortgage & nonmortgage brokers .....                  | 1 407   | 15 983            | 73 819         | 119                            | 55  | 16         | 25         | 18        | 5         | —          | —          | —          | —             |  |
| 52232                 | Financial clearinghouse & reserve activities .....    | (G)   | (D)               | (D)            | 13                             | 6   | 1          | 3          | —         | —         | 2          | —          | 1          | —             |  |
| 52239                 | Other credit intermediation activities .....          | (E)   | (D)               | (D)            | 32                             | 19  | 10         | 1          | —         | 1         | —          | —          | —          | —             |  |
| 523                   | Security, commodity contracts & like activity .....   | (H)   | (D)               | (D)            | 634                            | 524   | 46         | 26         | 20        | 15        | 3          | —          | —          | —             |  |
| 5231                  | Scrtcy & comdty contracts intermed & brokerage .....  | (G)   | (D)               | (D)            | 401                            | 340   | 20         | 16         | 12        | 10        | 3          | —          | —          | —             |  |
| 52311                 | Investment banking & securities dealing .....         | 121   | 2 426             | 11 217         | 25                             | 18  | 4          | 2          | 1         | —         | —          | —          | —          | —             |  |
| 523110                | Investment banking & securities dealing .....         | 121   | 2 426             | 11 217         | 25                             | 18  | 4          | 2          | 1         | —         | —          | —          | —          | —             |  |
| 52312                 | Securities brokerage .....                            | 1 940   | 53 577            | 200 696        | 367                            | 315   | 15         | 14         | 11        | 9         | 3          | —          | —          | —             |  |
| 523120                | Securities brokerage .....                            | 1 940   | 53 577            | 200 696        | 367                            | 315   | 15         | 14         | 11        | 9         | 3          | —          | —          | —             |  |
| 5239                  | Other financial investment activities .....           | (G)   | (D)               | (D)            | 233                            | 184   | 26         | 10         | 8         | 5         | —          | —          | —          | —             |  |
| 52391                 | Miscellaneous intermediation .....                    | 168   | 5 280             | 20 457         | 47                             | 43  | 2          | —          | 2         | —         | —          | —          | —          | —             |  |
| 523910                | Miscellaneous intermediation .....                    | 168   | 5 280             | 20 457         | 47                             | 43  | 2          | —          | 2         | —         | —          | —          | —          | —             |  |
| 52392                 | Portfolio management .....                            | 676   | 13 957            | 55 954         | 91                             | 63  | 14         | 7          | 2         | 5         | —          | —          | —          | —             |  |
| 523920                | Portfolio management .....                            | 676   | 13 957            | 55 954         | 91                             | 63  | 14         | 7          | 2         | 5         | —          | —          | —          | —             |  |
| 52393                 | Investment advice .....                               | 294   | 4 321             | 22 417         | 90                             | 74  | 10         | 3          | 3         | —         | —          | —          | —          | —             |  |
| 523930                | Investment advice .....                               | 294   | 4 321             | 22 417         | 90                             | 74  | 10         | 3          | 3         | —         | —          | —          | —          | —             |  |
| 524                   | Insurance carriers & related activities .....         | 16 155  | 228 337           | 858 630        | 1 114                          | 774   | 137        | 86         | 56        | 28        | 23         | 4          | 5          | 1             |  |
| 5241                  | Insurance carriers .....                              | 10 882  | 170 148           | 602 869        | 241                            | 99  | 38         | 29         | 33        | 13        | 20         | 4          | 4          | 1             |  |
| 52411                 | Direct life, health, medical insurance carriers ..... | 5 627   | 84 661            | 300 068        | 106                            | 40  | 22         | 15         | 13        | 4         | 7          | 1          | 3          | 1             |  |
| 524113                | Direct life insurance carriers .....                  | 2 999   | 46 761            | 157 412        | 73                             | 31  | 13         | 13         | 8         | 4         | 1          | 1          | 1          | 1             |  |
| 524114                | Direct health & medical insurance carriers .....      | 2 628   | 37 900            | 142 656        | 33                             | 9   | 9          | 2          | 5         | —         | 6          | —          | 2          | —             |  |
| 52412                 | Other direct insurance carriers .....                 | (H)   | (D)               | (D)            | 122                            | 51  | 16         | 13         | 20        | 9         | 12         | 1          | —          | —             |  |
| 524126                | Direct property & casualty insurance carriers .....   | 3 127   | 48 616            | 176 567        | 84                             | 36  | 10         | 5          | 12        | 8         | 12         | 1          | —          | —             |  |
| 524127                | Direct title insurance carriers .....                 | 369   | 3 339             | 12 746         | 30                             | 11  | 6          | 7          | 5         | 1         | —          | —          | —          | —             |  |
| 52413                 | Reinsurance carriers .....                            | (G)   | (D)               | (D)            | 13                             | 8   | —          | 1          | —         | —         | 1          | 2          | 1          | —             |  |
| 5242                  | Agencies & other insurance related activities .....   | 5 273   | 58 189            | 255 761        | 873                            | 675   | 99         | 57         | 23        | 15        | 3          | —          | 1          | —             |  |
| 52421                 | Insurance agencies & brokerages .....                 | 4 185   | 45 767            | 200 434        | 790                            | 639   | 77         | 48         | 14        | 8         | 3          | —          | —          | —             |  |
| 524210                | Insurance agencies & brokerages .....                 | 4 185   | 45 767            | 200 434        | 790                            | 639   | 77         | 48         | 14        | 8         | 3          | —          | —          | —             |  |
| 52429                 | Other insurance related activities .....              | 1 088   | 12 422            | 55 327         | 83                             | 36  | 22         | 9          | 9         | 7         | —          | —          | —          | —             |  |
| 524291                | Claims adjusting .....                                | 279   | 3 154             | 13 039         | 28                             | 15  | 7          | 2          | 2         | 2         | —          | —          | —          | —             |  |
| 524292                | Insurance & pension funds, third party admin .....    | 695   | 7 923             | 33 280         | 40                             | 14  | 11         | 4          | 6         | 5         | —          | —          | —          | —             |  |
| 524298                | All other insurance related activities .....          | 114   | 1 345             | 9 008          | 15                             | 7   | 4          | 3          | 1         | —         | —          | —          | —          | —             |  |
| <b>53</b>             | <b>Real estate &amp; rental &amp; leasing .....</b>   | <b>12 959</b>                                   | <b>106 385</b>    | <b>445 932</b> | <b>1 342</b>                   | <b>891</b>  | <b>210</b> | <b>126</b> | <b>74</b> | <b>18</b> | <b>17</b>  | <b>5</b>   | <b>1</b>   | <b>—</b>      |  |
| 531                   | Real estate .....                                     | 8 773   | 66 778            | 275 810        | 1 093                          | 788   | 151        | 78         | 48        | 14        | 10         | 4          | —          | —             |  |
| 5311                  | Lessors of real estate .....                          | 3 018   | 17 451            | 77 809         | 416                            | 303   | 54         | 33         | 19        | 3         | 3          | 1          | —          | —             |  |
| 53111                 | Lessors of residential buildings & dwellings .....    | 1 749   | 8 958             | 37 804         | 196                            | 129   | 29         | 21         | 11        | 3         | 3          | —          | —          | —             |  |
| 531110                | Lessors of residential buildings & dwellings .....    | 1 749   | 8 958             | 37 804         | 196                            | 129   | 29         | 21         | 11        | 3         | 3          | —          | —          | —             |  |
| 53112                 | Lessors of nonres bldg (exc miniwarehouses) .....     | 1 132   | 8 069             | 37 955         | 165                            | 125   | 20         | 11         | 8         | —         | —          | 1          | —          | —             |  |
| 531120                | Lessors of nonres bldg (exc miniwarehouses) .....     | 1 132   | 8 069             | 37 955         | 165                            | 125   | 20         | 11         | 8         | —         | —          | 1          | —          | —             |  |
| 5312                  | Offices of real estate agents & brokers .....         | 1 564   | 16 336            | 65 764         | 355                            | 284   | 42         | 16         | 8         | 4         | 1          | —          | —          | —             |  |
| 53121                 | Offices of real estate agents & brokers .....         | 1 564   | 16 336            | 65 764         | 355                            | 284   | 42         | 16         | 8         | 4         | 1          | —          | —          | —             |  |
| 531210                | Offices of real estate agents & brokers .....         | 1 564   | 16 336            | 65 764         | 355                            | 284   | 42         | 16         | 8         | 4         | 1          | —          | —          | —             |  |
| 5313                  | Activities related to real estate .....               | 4 191   | 32 991            | 132 237        | 322                            | 201   | 55         | 29         | 21        | 7         | 6          | 3          | —          | —             |  |
| 53131                 | Real estate property managers .....                   | 3 634   | 27 587            | 108 063        | 165                            | 84  | 29         | 18         | 7         | 6         | 3          | —          | —          | —             |  |
| 531311                | Residential property managers .....                   | 2 044   | 12 941            | 56 506         | 88                             | 46  | 11         | 11         | 4         | 3         | 2          | —          | —          | —             |  |
| 531312                | Nonresidential property managers .....                | 1 590   | 14 646            | 51 557         | 77                             | 38  | 18         | 7          | 3         | 3         | 1          | —          | —          | —             |  |
| 53132                 | Offices of real estate appraisers .....               | 355   | 3 575             | 16 537         | 99                             | 73  | 17         | 9          | —         | —         | —          | —          | —          | —             |  |
| 531320                | Offices of real estate appraisers .....               | 355   | 3 575             | 16 537         | 99                             | 73  | 17         | 9          | —         | —         | —          | —          | —          | —             |  |
| 53139                 | Other activities related to real estate .....         | 202   | 1 829             | 7 637          | 58                             | 44  | 9          | 2          | 3         | —         | —          | —          | —          | —             |  |
| 531390                | Other activities related to real estate .....         | 202   | 1 829             | 7 637          | 58                             | 44  | 9          | 2          | 3         | —         | —          | —          | —          | —             |  |
| 532                   | Rental & leasing services .....                       | 3 782   | 33 934            | 137 921        | 233                            | 96  | 57         | 45         | 23        | 4         | 7          | —          | 1          | —             |  |
| 5321                  | Automotive equipment rental & leasing .....           | 1 707   | 17 140            | 68 262         | 48                             | 28  | 9          | 1          | 3         | 2         | 4          | —          | 1          | —             |  |
| 53211                 | Passenger car rental & leasing .....                  | 1 295   | 13 432            | 53 641         | 16                             | 9   | 2          | —          | 1         | 1         | 2          | —          | 1          | —             |  |
| 53212                 | Truck, utility trailer & RV rental & leasing .....    | 412   | 3 708             | 14 621         | 32                             | 19  | 7          | 1          | 2         | 1         | 2          | —          | —          | —             |  |
| 532120                | Truck, utility trailer & RV rental & leasing .....    | 412   | 3 708             | 14 621         | 32                             | 19  | 7          | 1          | 2         | 1         | 2          | —          | —          | —             |  |
| 5322                  | Consumer goods rental .....                           | 1 190   | 5 598             | 23 521         | 116                            | 40  | 32         | 34         | 9         | —         | 1          | —          | —          | —             |  |
| 53223                 | Video tape & disc rental .....                        | 673   | 1 646             | 6 408          | 58                             | 12  | 11         | 30         | 5         | —         | —          | —          | —          | —             |  |
| 532230                | Video tape & disc rental .....                        | 673   | 1 646             | 6 408          | 58                             | 12  | 11         | 30         | 5         | —         | —          | —          | —          | —             |  |
| 53229                 | Other consumer goods rental .....                     | 390   | 3 068             | 13 683         | 23                             | 5   | 9          | 4          | 4         | —         | 1          | —          | —          | —             |  |
| 532291                | Home health equipment rental .....                    | 247   | 2 330             | 9 526          | 9                              | 2   | 3          | —          | 3         | —         | 1          | —          | —          | —             |  |
| 5324                  | Commercial, industrial equip rental & leasing .....   | 798   | 10 550            | 43 161         | 60                             | 27  | 10         | 9          | 10        | 2         | 2          | —          | —          | —             |  |
| 53241                 | Const, trans, mining equip rental & leasing .....     | (C)   | (D)               | (D)            | 20                             | 10  | 3          | 2          | 5         | —         | —          | —          | —          | —             |  |
| 532412                | Const, mining, forestry equip rental & leasing .....  | 133   | 2 291             | 8 801          | 12                             | 4   | 3          | 1          | 4         | —         | —          | —          | —          | —             |  |
| 53242                 | Office machinery & equipment rental & leasing .....   | (C)   | (D)               | (D)            | 6                              | 3   | 2          | —          | —         | —         | 1          | —          | —          | —             |  |
| 53249                 | Oth commercial, industrial equip rental, lease .....  | 471   | 4 985             | 18 966         | 34                             | 14  | 5          | 7          | 5         | 2         | 1          | —          | —          | —             |  |
| 532490                | Oth commercial, industrial equip rental, lease .....  | 471   | 4 985             | 18 966         | 34                             | 14  | 5          | 7          | 5         | 2         | 1          | —          | —          | —             |  |

See footnotes at end of table.

**Table 6. Counties—Employees, Payroll, and Establishments by Industry: 2003—Con.**

[Excludes most government employees, railroad employees, and self-employed persons. Size class 1 to 4 includes establishments with payroll, but no employees, during mid-March pay period. (D) denotes figures withheld to avoid disclosing data for individual companies; the data are included in broader industry totals. Detailed industries with 100 or more employees are shown if industry was not a (D). For explanation of terms, abbreviations, and data reliability/comparability, see introductory text]

| NAICS code            | Industry  | Number of employees for week including March 12 | Payroll (\$1,000) |                  | Total number of establishments | Number of establishments by employment-size class |            |            |            |           |            |            |            |               |
|-----------------------|---|---|-------------------|------------------|--------------------------------|---|------------|------------|------------|-----------|------------|------------|------------|---------------|
|                       |   |   | First quarter     | Annual           |                                | 1 to 4  | 5 to 9     | 10 to 19   | 20 to 49   | 50 to 99  | 100 to 249 | 250 to 499 | 500 to 999 | 1,000 or more |
| <b>ST. LOUIS—Con.</b> |   |   |                   |                  |                                |   |            |            |            |           |            |            |            |               |
| <b>53</b>             | <b>Real estate &amp; rental &amp; leasing—Con.</b>            |   |                   |                  |                                |   |            |            |            |           |            |            |            |               |
| 533                   | Lessors of other nonfinancial intangible asset.....           | 404   | 5 673             | 32 201           | 16                             | 7   | 2          | 3          | 3          | —         | —          | 1          | —          | —             |
| 5331                  | Lessors of other nonfinancial intangible asset...             | 404   | 5 673             | 32 201           | 16                             | 7   | 2          | 3          | 3          | —         | —          | 1          | —          | —             |
| 53311                 | Lessors of other nonfinancial intangible asset...             | 404   | 5 673             | 32 201           | 16                             | 7   | 2          | 3          | 3          | —         | —          | 1          | —          | —             |
| 533110                | Lessors of other nonfinancial intangible asset.....           | 404   | 5 673             | 32 201           | 16                             | 7   | 2          | 3          | 3          | —         | —          | 1          | —          | —             |
| <b>54</b>             | <b>Professional, scientific &amp; technical services.....</b> | <b>40 055</b>                                   | <b>459 309</b>    | <b>1 938 898</b> | <b>3 668</b>                   | <b>2 447</b>                                      | <b>529</b> | <b>330</b> | <b>234</b> | <b>74</b> | <b>39</b>  | <b>8</b>   | <b>6</b>   | <b>1</b>      |
| 541                   | Professional, scientific & technical services.....            | 40 055  | 459 309           | 1 938 898        | 3 668                          | 2 447   | 529        | 330        | 234        | 74        | 39         | 8          | 6          | 1             |
| 5411                  | Legal services.....   | 3 582   | 41 957            | 195 940          | 638                            | 481   | 81         | 41         | 27         | 3         | 4          | 1          | —          | —             |
| 54111                 | Offices of lawyers.....                                       | 3 173   | 38 118            | 179 344          | 610                            | 467   | 78         | 37         | 21         | 3         | 3          | 1          | —          | —             |
| 541110                | Offices of lawyers.....                                       | 3 173   | 38 118            | 179 344          | 610                            | 467   | 78         | 37         | 21         | 3         | 3          | 1          | —          | —             |
| 54119                 | Other legal services.....                                     | 409   | 3 839             | 16 596           | 28                             | 14  | 3          | 4          | 6          | —         | 1          | —          | —          | —             |
| 541191                | Title abstract & settlement offices.....                      | 377   | 3 493             | 15 073           | 21                             | 8   | 3          | 4          | 5          | —         | 1          | —          | —          | —             |
| 5412                  | Accounting, tax prep, bookkeep, payroll services.....         | 5 175   | 48 205            | 195 247          | 546                            | 322   | 101        | 66         | 37         | 14        | 5          | 1          | —          | —             |
| 54121                 | Accounting, tax prep, bookkeep, payroll services.....         | 5 175   | 48 205            | 195 247          | 546                            | 322   | 101        | 66         | 37         | 14        | 5          | 1          | —          | —             |
| 541211                | Offices of certified public accountants.....                  | 2 173   | 24 450            | 109 186          | 269                            | 165   | 62         | 21         | 14         | 5         | 1          | —          | —          | —             |
| 541213                | Tax preparation services.....                                 | 1 118   | 2 722             | 5 930            | 95                             | 40  | 13         | 27         | 11         | 4         | —          | —          | —          | —             |
| 541214                | Payroll services.....   | 793   | 9 246             | 37 868           | 27                             | 11  | 2          | 3          | 7          | 2         | 2          | —          | —          | —             |
| 541219                | Other accounting services.....                                | 1 091   | 11 787            | 42 263           | 155                            | 106   | 24         | 15         | 5          | 3         | 2          | —          | —          | —             |
| 5413                  | Architectural, engineering & related services...              | 5 577   | 73 632            | 314 468          | 485                            | 262   | 88         | 59         | 53         | 17        | 6          | —          | —          | —             |
| 54131                 | Architectural services.....                                   | 1 272   | 16 080            | 70 142           | 144                            | 86  | 29         | 18         | 7          | 2         | 2          | —          | —          | —             |
| 541310                | Architectural services.....                                   | 1 272   | 16 080            | 70 142           | 144                            | 86  | 29         | 18         | 7          | 2         | 2          | —          | —          | —             |
| 54133                 | Engineering services.....                                     | 3 627   | 51 038            | 215 057          | 243                            | 112   | 33         | 39         | 33         | 13        | 4          | —          | —          | —             |
| 541330                | Engineering services.....                                     | 3 627   | 51 038            | 215 057          | 243                            | 112   | 33         | 39         | 33         | 13        | 4          | —          | —          | —             |
| 54137                 | Surveying, mapping (exc geophysical) services.....            | 203   | 2 070             | 9 441            | 17                             | 7   | 5          | 2          | 2          | 1         | —          | —          | —          | —             |
| 541370                | Surveying, mapping (exc geophysical) services.....            | 203   | 2 070             | 9 441            | 17                             | 7   | 5          | 2          | 2          | 1         | —          | —          | —          | —             |
| 54138                 | Testing laboratories.....                                     | 301   | 3 164             | 13 272           | 26                             | 12  | 4          | 5          | 4          | 1         | —          | —          | —          | —             |
| 541380                | Testing laboratories.....                                     | 301   | 3 164             | 13 272           | 26                             | 12  | 4          | 5          | 4          | 1         | —          | —          | —          | —             |
| 5414                  | Specialized design services.....                              | 512   | 4 890             | 20 871           | 161                            | 126   | 24         | 9          | 2          | —         | —          | —          | —          | —             |
| 54141                 | Interior design services.....                                 | 186   | 1 288             | 5 799            | 73                             | 60  | 10         | 3          | —          | —         | —          | —          | —          | —             |
| 541410                | Interior design services.....                                 | 186   | 1 288             | 5 799            | 73                             | 60  | 10         | 3          | —          | —         | —          | —          | —          | —             |
| 54143                 | Graphic design services.....                                  | 271   | 3 070             | 12 900           | 74                             | 56  | 12         | 4          | 2          | —         | —          | —          | —          | —             |
| 541430                | Graphic design services.....                                  | 271   | 3 070             | 12 900           | 74                             | 56  | 12         | 4          | 2          | —         | —          | —          | —          | —             |
| 5415                  | Computer systems design & related services...                 | 7 793   | 134 107           | 542 230          | 577                            | 388   | 66         | 49         | 40         | 16        | 13         | 4          | 1          | —             |
| 54151                 | Computer systems design & related services...                 | 7 793   | 134 107           | 542 230          | 577                            | 388   | 66         | 49         | 40         | 16        | 13         | 4          | 1          | —             |
| 541511                | Custom computer programming services...                       | 3 248   | 56 164            | 236 653          | 292                            | 193   | 31         | 19         | 9          | 9         | —          | —          | —          | —             |
| 541512                | Computer systems design services.....                         | 2 335   | 38 381            | 150 797          | 217                            | 152   | 27         | 16         | 16         | 2         | 1          | 3          | —          | —             |
| 541513                | Computer facilities management services...                    | 1 295   | 23 205            | 85 268           | 16                             | 10  | 1          | —          | 2          | 1         | —          | 1          | 1          | —             |
| 541519                | Other computer related services.....                          | 915   | 16 357            | 69 512           | 52                             | 33  | 7          | 2          | 3          | 4         | 3          | —          | —          | —             |
| 5416                  | Management, sci & tech consulting services....                | 5 411   | 65 378            | 280 075          | 635                            | 487   | 73         | 29         | 29         | 9         | 5          | —          | 3          | —             |
| 54161                 | Management consulting services.....                           | 5 104   | 61 355            | 262 129          | 548                            | 415   | 65         | 27         | 24         | 9         | 5          | —          | 3          | —             |
| 541611                | Admin & gen management consulting services.....               | 2 556   | 27 907            | 118 113          | 265                            | 207   | 29         | 14         | 9          | 2         | 2          | —          | 2          | —             |
| 541612                | Human res & exec search consulting services.....              | 1 719   | 23 768            | 103 105          | 130                            | 84  | 22         | 7          | 10         | 4         | 2          | —          | 1          | —             |
| 541613                | Marketing consulting services.....                            | 365   | 4 548             | 21 176           | 104                            | 90  | 8          | 4          | 1          | —         | 1          | —          | —          | —             |
| 541614                | Process, phys dist & log consulting services.....             | 345   | 3 842             | 15 297           | 40                             | 28  | 6          | —          | 4          | 2         | —          | —          | —          | —             |
| 541618                | Other management consulting services....                      | 119   | 1 290             | 4 438            | 9                              | 6   | —          | 2          | —          | 1         | —          | —          | —          | —             |
| 54162                 | Environmental consulting services.....                        | 137   | 1 176             | 6 013            | 28                             | 19  | 5          | 2          | 2          | —         | —          | —          | —          | —             |
| 541620                | Environmental consulting services.....                        | 137   | 1 176             | 6 013            | 28                             | 19  | 5          | 2          | 2          | —         | —          | —          | —          | —             |
| 54169                 | Oth scientific & technical consulting services..              | 170   | 2 847             | 11 933           | 59                             | 53  | 3          | —          | 3          | —         | —          | —          | —          | —             |
| 541690                | Oth scientific & technical consulting services.....           | 170   | 2 847             | 11 933           | 59                             | 53  | 3          | —          | 3          | —         | —          | —          | —          | —             |
| 5417                  | Scientific R&D services.....                                  | 2 606   | 49 443            | 204 759          | 52                             | 21  | 10         | 7          | 7          | 2         | 2          | 1          | 2          | —             |
| 54171                 | R&D in physical, engineering & life sciences..                | 2 589   | 49 204            | 203 778          | 46                             | 16  | 10         | 6          | 7          | 2         | 2          | 1          | 2          | —             |
| 541710                | R&D in physical, engineering & life sciences.....             | 2 589   | 49 204            | 203 778          | 46                             | 16  | 10         | 6          | 7          | 2         | 2          | 1          | 2          | —             |
| 5418                  | Advertising & related services.....                           | 2 767   | 24 031            | 105 023          | 238                            | 152   | 29         | 27         | 19         | 8         | 2          | 1          | —          | —             |
| 54181                 | Advertising agencies.....                                     | 654   | 7 526             | 33 513           | 59                             | 35  | 5          | 9          | 8          | 2         | —          | —          | —          | —             |
| 541810                | Advertising agencies.....                                     | 654   | 7 526             | 33 513           | 59                             | 35  | 5          | 9          | 8          | 2         | —          | —          | —          | —             |
| 54185                 | Display advertising.....                                      | 313   | 1 781             | 7 120            | 16                             | 10  | 2          | 1          | 2          | —         | 1          | —          | —          | —             |
| 541850                | Display advertising.....                                      | 313   | 1 781             | 7 120            | 16                             | 10  | 2          | 1          | 2          | —         | 1          | —          | —          | —             |
| 54186                 | Direct mail advertising.....                                  | 397   | 3 761             | 15 376           | 33                             | 16  | 4          | 6          | 5          | 2         | —          | —          | —          | —             |
| 541860                | Direct mail advertising.....                                  | 397   | 3 761             | 15 376           | 33                             | 16  | 4          | 6          | 5          | 2         | —          | —          | —          | —             |
| 54187                 | Advertising material distribution services....                | (E)   | (D)               | (D)              | 6                              | 2   | 1          | 1          | 1          | —         | —          | 1          | —          | —             |
| 54189                 | Other services related to advertising.....                    | 758   | 6 933             | 32 555           | 71                             | 45  | 12         | 8          | 1          | 4         | 1          | —          | —          | —             |
| 541890                | Other services related to advertising.....                    | 758   | 6 933             | 32 555           | 71                             | 45  | 12         | 8          | 1          | 4         | 1          | —          | —          | —             |
| 5419                  | Oth professional, scientific, technical services..            | 6 632   | 17 666            | 80 285           | 336                            | 208   | 57         | 43         | 20         | 5         | 2          | —          | —          | 1             |
| 54191                 | Marketing research & public opinion polling ..                | 4 825   | 6 901             | 30 785           | 55                             | 29  | 11         | 6          | 5          | 2         | 1          | —          | —          | 1             |
| 541910                | Marketing research & public opinion polling.....              | 4 825   | 6 901             | 30 785           | 55                             | 29  | 11         | 6          | 5          | 2         | 1          | —          | —          | 1             |
| 54192                 | Photographic services.....                                    | 450   | 2 208             | 10 446           | 96                             | 69  | 13         | 10         | 3          | 1         | —          | —          | —          | —             |
| 541921                | Photography studios, portrait.....                            | 369   | 1 687             | 8 109            | 67                             | 43  | 13         | 8          | 2          | 1         | —          | —          | —          | —             |
| 54194                 | Veterinary services.....                                      | 1 100   | 6 304             | 28 957           | 100                            | 33  | 30         | 23         | 12         | 2         | —          | —          | —          | —             |
| 541940                | Veterinary services.....                                      | 1 100   | 6 304             | 28 957           | 100                            | 33  | 30         | 23         | 12         | 2         | —          | —          | —          | —             |
| 54199                 | All oth prof, scientific & technical services....             | 255   | 2 235             | 9 980            | 82                             | 74  | 3          | 4          | —          | —         | 1          | —          | —          | —             |
| 541990                | All oth prof, scientific & technical services....             | 255   | 2 235             | 9 980            | 82                             | 74  | 3          | 4          | —          | —         | 1          | —          | —          | —             |
| <b>55</b>             | <b>Management of companies &amp; enterprises ..</b>           | <b>28 365</b>                                   | <b>523 523</b>    | <b>2 118 922</b> | <b>388</b>                     | <b>122</b>  | <b>63</b>  | <b>62</b>  | <b>49</b>  | <b>24</b> | <b>40</b>  | <b>19</b>  | <b>5</b>   | <b>4</b>      |
| 551                   | Management of companies & enterprises.....                    | 28 365  | 523 523           | 2 118 922        | 388                            | 122   | 63         | 62         | 49         | 24        | 40         | 19         | 5          | 4             |
| 5511                  | Management of companies & enterprises.....                    | 28 365  | 523 523           | 2 118 922        | 388                            | 122   | 63         | 62         | 49         | 24        | 40         | 19         | 5          | 4             |

See footnotes at end of table.

**Table 6. Counties—Employees, Payroll, and Establishments by Industry: 2003—Con.**

[Excludes most government employees, railroad employees, and self-employed persons. Size class 1 to 4 includes establishments with payroll, but no employees, during mid-March pay period. (D) denotes figures withheld to avoid disclosing data for individual companies; the data are included in broader industry totals. Detailed industries with 100 or more employees are shown if industry was not a (D). For explanation of terms, abbreviations, and data reliability/comparability, see introductory text]

| NAICS code            | Industry   | Number of employees for week including March 12 | Payroll (\$1,000) |                  | Total number of establishments | Number of establishments by employment-size class |            |            |            |           |            |            |            |               |
|-----------------------|--|---|-------------------|------------------|--------------------------------|---|------------|------------|------------|-----------|------------|------------|------------|---------------|
|                       |  |   | First quarter     | Annual           |                                | 1 to 4  | 5 to 9     | 10 to 19   | 20 to 49   | 50 to 99  | 100 to 249 | 250 to 499 | 500 to 999 | 1,000 or more |
| <b>ST. LOUIS—Con.</b> |  |   |                   |                  |                                |   |            |            |            |           |            |            |            |               |
| <b>55</b>             | <b>Management of companies &amp; enterprises—Con.</b>  |   |                   |                  |                                |   |            |            |            |           |            |            |            |               |
| 551                   | Management of companies & enterprises—Con.             |   |                   |                  |                                |   |            |            |            |           |            |            |            |               |
| 55111                 | Management of companies & enterprises—Con.             | 28 365  | 523 523           | 2 118 922        | 388                            | 122   | 63         | 62         | 49         | 24        | 40         | 19         | 5          | 4             |
| 551111                | Offices of bank holding companies                      | 398   | 4 815             | 23 031           | 11                             | 5   | 2          | 1          | —          | —         | —          | 1          | —          | —             |
| 551112                | Offices of other holding companies                     | 362   | 8 188             | 35 396           | 40                             | 24  | 3          | 8          | 4          | —         | 1          | —          | —          | —             |
| 551114                | Corp, subsidiary & regional managing offices           | 27 605  | 510 520           | 2 060 495        | 337                            | 93  | 58         | 52         | 44         | 24        | 39         | 18         | 5          | 4             |
| <b>56</b>             | <b>Admin. support, waste mgt, remediation services</b> | <b>44 554</b>                                   | <b>285 659</b>    | <b>1 158 287</b> | <b>1 650</b>                   | <b>881</b>  | <b>264</b> | <b>205</b> | <b>145</b> | <b>70</b> | <b>60</b>  | <b>13</b>  | <b>6</b>   | <b>6</b>      |
| 561                   | Administrative & support services                      | 42 982  | 269 483           | 1 091 627        | 1 598                          | 865   | 254        | 197        | 134        | 67        | 57         | 12         | 6          | 6             |
| 5611                  | Office administrative services                         | 1 422   | 13 851            | 59 607           | 96                             | 46  | 20         | 20         | 5          | 1         | 4          | —          | —          | —             |
| 56111                 | Office administrative services                         | 1 422   | 13 851            | 59 607           | 96                             | 46  | 20         | 20         | 5          | 1         | 4          | —          | —          | —             |
| 561110                | Office administrative services                         | 1 422   | 13 851            | 59 607           | 96                             | 46  | 20         | 20         | 5          | 1         | 4          | —          | —          | —             |
| 5612                  | Facilities support services                            | 909   | 4 580             | 18 653           | 20                             | 9   | 1          | 3          | 2          | 3         | —          | 2          | —          | —             |
| 56121                 | Facilities support services                            | 909   | 4 580             | 18 653           | 20                             | 9   | 1          | 3          | 2          | 3         | —          | 2          | —          | —             |
| 561210                | Facilities support services                            | 909   | 4 580             | 18 653           | 20                             | 9   | 1          | 3          | 2          | 3         | —          | 2          | —          | —             |
| 5613                  | Employment services                                    | 16 420  | 130 200           | 494 968          | 241                            | 88  | 23         | 24         | 37         | 33        | 27         | 3          | 3          | 3             |
| 56131                 | Employment placement agencies                          | 518   | 4 670             | 15 772           | 45                             | 26  | 7          | 7          | 2          | 2         | 1          | —          | —          | —             |
| 561310                | Employment placement agencies                          | 518   | 4 670             | 15 772           | 45                             | 26  | 7          | 7          | 2          | 2         | 1          | —          | —          | —             |
| 56132                 | Temporary help services                                | 10 455  | 74 731            | 282 452          | 173                            | 54  | 15         | 14         | 30         | 29        | 25         | 3          | 3          | —             |
| 561320                | Temporary help services                                | 10 455  | 74 731            | 282 452          | 173                            | 54  | 15         | 14         | 30         | 29        | 25         | 3          | 3          | —             |
| 56133                 | Employee leasing services                              | 5 447   | 50 799            | 196 744          | 23                             | 8   | 1          | 3          | 5          | 2         | 1          | —          | —          | 3             |
| 561330                | Employee leasing services                              | 5 447   | 50 799            | 196 744          | 23                             | 8   | 1          | 3          | 5          | 2         | 1          | —          | —          | 3             |
| 5614                  | Business support services                              | 6 421   | 41 832            | 154 947          | 178                            | 87  | 28         | 26         | 18         | 6         | 9          | 1          | 2          | 1             |
| 56141                 | Document preparation services                          | 237   | 1 303             | 5 372            | 29                             | 22  | 4          | 2          | —          | —         | 1          | —          | —          | —             |
| 561410                | Document preparation services                          | 237   | 1 303             | 5 372            | 29                             | 22  | 4          | 2          | —          | —         | 1          | —          | —          | —             |
| 56142                 | Telephone call centers                                 | 3 196   | 23 788            | 83 955           | 36                             | 8   | 6          | 5          | 4          | 4         | 6          | 1          | 2          | —             |
| 561421                | Telephone answering services                           | 784   | 4 581             | 18 770           | 17                             | 5   | 3          | 4          | 2          | —         | 2          | 1          | —          | —             |
| 561422                | Telemarketing bureaus                                  | 2 412   | 19 207            | 65 185           | 19                             | 3   | 3          | 1          | 2          | 4         | 4          | —          | 2          | —             |
| 56143                 | Business service centers                               | 494   | 2 494             | 10 071           | 44                             | 18  | 12         | 9          | 4          | —         | 1          | —          | —          | —             |
| 561431                | Private mail centers                                   | 205   | 941               | 3 871            | 15                             | 9   | 4          | 1          | —          | —         | 1          | —          | —          | —             |
| 561439                | Oth business service centers (incl copy shops)         | 289   | 1 553             | 6 200            | 29                             | 9   | 8          | 8          | 4          | —         | —          | —          | —          | —             |
| 56144                 | Collection agencies                                    | 2 227   | 12 032            | 45 838           | 33                             | 15  | 3          | 4          | 8          | 1         | 1          | —          | —          | 1             |
| 561440                | Collection agencies                                    | 2 227   | 12 032            | 45 838           | 33                             | 15  | 3          | 4          | 8          | 1         | 1          | —          | —          | 1             |
| 56149                 | Other business support services                        | 235   | 1 881             | 7 940            | 32                             | 22  | 2          | 5          | 2          | 1         | —          | —          | —          | —             |
| 561499                | All other business support services                    | 188   | 1 575             | 6 439            | 17                             | 10  | 1          | 3          | 2          | 1         | —          | —          | —          | —             |
| 5615                  | Travel arrangement & reservation services              | 2 183   | 17 501            | 76 711           | 115                            | 69  | 19         | 14         | 8          | 1         | 3          | —          | —          | 1             |
| 56151                 | Travel agencies  | 1 807   | 14 344            | 64 363           | 89                             | 54  | 15         | 12         | 5          | —         | 2          | —          | —          | 1             |
| 561510                | Travel agencies  | 1 807   | 14 344            | 64 363           | 89                             | 54  | 15         | 12         | 5          | —         | 2          | —          | —          | 1             |
| 56152                 | Tour operators   | 166   | 1 592             | 6 246            | 9                              | 6   | 2          | —          | —          | —         | 1          | —          | —          | —             |
| 561520                | Tour operators   | 166   | 1 592             | 6 246            | 9                              | 6   | 2          | —          | —          | —         | 1          | —          | —          | —             |
| 56159                 | Oth travel arrangement & reservation services          | 210   | 1 565             | 6 102            | 17                             | 9   | 2          | 2          | 3          | 1         | —          | —          | —          | —             |
| 561599                | All oth travel arrange & reservation services          | 210   | 1 565             | 6 102            | 17                             | 9   | 2          | 2          | 3          | 1         | —          | —          | —          | —             |
| 5616                  | Investigation & security services                      | 2 709   | 12 066            | 52 792           | 104                            | 50  | 16         | 19         | 13         | 1         | 2          | 2          | 1          | —             |
| 56161                 | Investigation, guard & armored car services            | 1 938   | 7 820             | 34 018           | 50                             | 23  | 7          | 6          | 10         | 1         | 1          | 1          | 1          | —             |
| 561611                | Investigation services                                 | 253   | 378               | 1 428            | 18                             | 14  | 2          | 1          | —          | —         | 1          | —          | —          | —             |
| 561612                | Security guards & patrol services                      | 1 609   | 6 934             | 30 499           | 28                             | 8   | 5          | 7          | 1          | —         | 1          | 1          | —          | —             |
| 56162                 | Security systems services                              | 771   | 4 246             | 18 774           | 54                             | 27  | 9          | 13         | 3          | —         | 1          | —          | —          | —             |
| 561621                | Security systems services (except locksmiths)          | 697   | 3 817             | 17 135           | 35                             | 14  | 6          | 10         | 3          | —         | 1          | 1          | —          | —             |
| 5617                  | Services to buildings & dwellings                      | 11 597  | 41 961            | 201 547          | 758                            | 472   | 135        | 72         | 47         | 20        | 7          | 4          | —          | 1             |
| 56171                 | Exterminating & pest control services                  | 426   | 2 653             | 12 915           | 51                             | 28  | 10         | 8          | 3          | 2         | —          | —          | —          | —             |
| 561710                | Exterminating & pest control services                  | 426   | 2 653             | 12 915           | 51                             | 28  | 10         | 8          | 3          | 2         | —          | —          | —          | —             |
| 56172                 | Janitorial services                                    | 6 817   | 17 955            | 71 960           | 251                            | 139   | 51         | 24         | 22         | 9         | 4          | 1          | —          | 1             |
| 561720                | Janitorial services                                    | 6 817   | 17 955            | 71 960           | 251                            | 139   | 51         | 24         | 22         | 9         | 4          | 1          | —          | 1             |
| 56173                 | Landscaping services                                   | 3 344   | 17 292            | 96 778           | 375                            | 257   | 58         | 29         | 19         | 8         | 2          | 2          | —          | —             |
| 561730                | Landscaping services                                   | 3 344   | 17 292            | 96 778           | 375                            | 257   | 58         | 29         | 19         | 8         | 2          | 2          | —          | —             |
| 56174                 | Carpet & upholstery cleaning services                  | 317   | 2 279             | 11 009           | 33                             | 19  | 5          | 6          | 1          | 1         | 1          | —          | —          | —             |
| 561740                | Carpet & upholstery cleaning services                  | 317   | 2 279             | 11 009           | 33                             | 19  | 5          | 6          | 1          | 1         | 1          | —          | —          | —             |
| 56179                 | Other services to buildings & dwellings                | 693   | 1 782             | 8 885            | 48                             | 29  | 11         | 5          | 2          | —         | —          | 1          | —          | —             |
| 561790                | Other services to buildings & dwellings                | 693   | 1 782             | 8 885            | 48                             | 29  | 11         | 5          | 2          | —         | —          | 1          | —          | —             |
| 5619                  | Other support services                                 | 1 321   | 7 492             | 32 402           | 86                             | 44  | 12         | 19         | 4          | 2         | 5          | —          | —          | —             |
| 56191                 | Packaging & labeling services                          | 196   | 883               | 4 257            | 9                              | 5   | —          | 1          | 2          | —         | 1          | —          | —          | —             |
| 561910                | Packaging & labeling services                          | 196   | 883               | 4 257            | 9                              | 5   | —          | 1          | 2          | —         | 1          | —          | —          | —             |
| 56192                 | Convention & trade show organizers                     | 100   | 1 129             | 4 563            | 19                             | 11  | 4          | 4          | —          | —         | —          | —          | —          | —             |
| 561920                | Convention & trade show organizers                     | 100   | 1 129             | 4 563            | 19                             | 11  | 4          | 4          | —          | —         | —          | —          | —          | —             |
| 56199                 | All other support services                             | 1 025   | 5 480             | 23 582           | 58                             | 28  | 8          | 14         | 2          | 2         | 4          | —          | —          | —             |
| 561990                | All other support services                             | 1 025   | 5 480             | 23 582           | 58                             | 28  | 8          | 14         | 2          | 2         | 4          | —          | —          | —             |
| 562                   | Waste management & remediation services                | 1 572   | 16 176            | 66 660           | 52                             | 16  | 10         | 8          | 11         | 3         | 3          | 1          | —          | —             |
| 5621                  | Waste collection                                       | 652   | 6 389             | 26 595           | 20                             | 9   | 4          | 1          | 4          | —         | 1          | 1          | —          | —             |
| 56211                 | Waste collection                                       | 652   | 6 389             | 26 595           | 20                             | 9   | 4          | 1          | 4          | —         | 1          | 1          | —          | —             |
| 562111                | Solid waste collection                                 | 597   | 5 831             | 24 775           | 17                             | 9   | 2          | 1          | 3          | —         | 1          | 1          | —          | —             |
| 5622                  | Waste treatment & disposal                             | 218   | 2 194             | 8 790            | 12                             | 2   | 3          | 5          | 1          | 1         | —          | —          | —          | —             |
| 56221                 | Waste treatment & disposal                             | 218   | 2 194             | 8 790            | 12                             | 2   | 3          | 5          | 1          | 1         | —          | —          | —          | —             |
| 5629                  | Remediation & oth waste management services            | 702   | 7 593             | 31 275           | 20                             | 5   | 3          | 2          | 6          | 2         | —          | —          | —          | —             |
| 56291                 | Remediation services                                   | 598   | 6 006             | 25 925           | 11                             | 2   | —          | 1          | 4          | 2         | —          | —          | —          | —             |
| 562910                | Remediation services                                   | 598   | 6 006             | 25 925           | 11                             | 2   | —          | 1          | 4          | 2         | —          | —          | —          | —             |
| 56299                 | All other waste management services                    | 104   | 1 587             | 5 350            | 9                              | 3   | 3          | 1          | 2          | —         | —          | —          | —          | —             |

See footnotes at end of table.

**Table 6. Counties—Employees, Payroll, and Establishments by Industry: 2003—Con.**

[Excludes most government employees, railroad employees, and self-employed persons. Size class 1 to 4 includes establishments with payroll, but no employees, during mid-March pay period. (D) denotes figures withheld to avoid disclosing data for individual companies; the data are included in broader industry totals. Detailed industries with 100 or more employees are shown if industry was not a (D). For explanation of terms, abbreviations, and data reliability/comparability, see introductory text]

| NAICS code            | Industry   | Number of employees for week including March 12 | Payroll (\$1,000) |                  | Total number of establishments | Number of establishments by employment-size class |            |            |            |           |            |            |            |               |
|-----------------------|--|---|-------------------|------------------|--------------------------------|---|------------|------------|------------|-----------|------------|------------|------------|---------------|
|                       |  |   | First quarter     | Annual           |                                | 1 to 4  | 5 to 9     | 10 to 19   | 20 to 49   | 50 to 99  | 100 to 249 | 250 to 499 | 500 to 999 | 1,000 or more |
|                       |  |   |                   |                  |                                |   |            |            |            |           |            |            |            |               |
| <b>ST. LOUIS—Con.</b> |  |   |                   |                  |                                |   |            |            |            |           |            |            |            |               |
| <b>61</b>             | <b>Educational services . . . . .</b>                    | <b>14 923</b>                                   | <b>79 453</b>     | <b>334 482</b>   | <b>406</b>                     | <b>149</b>  | <b>63</b>  | <b>57</b>  | <b>69</b>  | <b>42</b> | <b>19</b>  | <b>4</b>   | <b>2</b>   | <b>1</b>      |
| 6111                  | Elementary & secondary schools . . . . .                 | 5 770   | 34 526            | 140 300          | 116                            | 6   | 12         | 13         | 39         | 33        | 12         | 1          | —          | —             |
| 611110                | Elementary & secondary schools . . . . .                 | 5 770   | 34 526            | 140 300          | 116                            | 6   | 12         | 13         | 39         | 33        | 12         | 1          | —          | —             |
| 611110                | Elementary & secondary schools . . . . .                 | 5 770   | 34 526            | 140 300          | 116                            | 6   | 12         | 13         | 39         | 33        | 12         | 1          | —          | —             |
| 6112                  | Junior colleges . . . . .                                | (C)   | (D)               | (D)              | 2                              | —   | —          | —          | 1          | —         | 1          | —          | —          | —             |
| 61121                 | Junior colleges . . . . .                                | (C)   | (D)               | (D)              | 2                              | —   | —          | —          | 1          | —         | 1          | —          | —          | —             |
| 6113                  | Colleges, universities & professional schools . . . . .  | 6 655   | 32 745            | 142 758          | 22                             | 4   | —          | 1          | 5          | 5         | 3          | 2          | 1          | —             |
| 61131                 | Colleges, universities & professional schools . . . . .  | 6 655   | 32 745            | 142 758          | 22                             | 4   | —          | 1          | 5          | 5         | 3          | 2          | 1          | —             |
| 611310                | Colleges, universities & professional schools . . . . .  | 6 655   | 32 745            | 142 758          | 22                             | 4   | —          | 1          | 5          | 5         | 3          | 2          | 1          | —             |
| 6114                  | Business schools & computer & mgt training . . . . .     | 236   | 2 111             | 8 798            | 43                             | 26  | 8          | 6          | 3          | —         | —          | —          | —          | —             |
| 61142                 | Computer training . . . . .                              | 145   | 1 255             | 5 353            | 20                             | 10  | 3          | 5          | 2          | —         | —          | —          | —          | —             |
| 611420                | Computer training . . . . .                              | 145   | 1 255             | 5 353            | 20                             | 10  | 3          | 5          | 2          | —         | —          | —          | —          | —             |
| 6115                  | Technical & trade schools . . . . .                      | 377   | 4 014             | 16 959           | 35                             | 18  | 2          | 8          | 5          | 2         | —          | —          | —          | —             |
| 61151                 | Technical & trade schools . . . . .                      | 377   | 4 014             | 16 959           | 35                             | 18  | 2          | 8          | 5          | 2         | —          | —          | —          | —             |
| 611519                | Other technical & trade schools . . . . .                | 222   | 1 867             | 8 018            | 19                             | 10  | 1          | 3          | 4          | 1         | —          | —          | —          | —             |
| 6116                  | Other schools & instruction . . . . .                    | 1 539   | 4 016             | 17 750           | 170                            | 85  | 37         | 27         | 19         | 1         | 1          | —          | —          | —             |
| 61161                 | Fine arts schools . . . . .                              | 648   | 1 753             | 7 832            | 64                             | 29  | 17         | 11         | 6          | —         | 1          | —          | —          | —             |
| 611610                | Fine arts schools . . . . .                              | 648   | 1 753             | 7 832            | 64                             | 29  | 17         | 11         | 6          | —         | 1          | —          | —          | —             |
| 61162                 | Sports & recreation instruction . . . . .                | 406   | 1 122             | 5 038            | 57                             | 35  | 10         | 4          | 7          | 1         | —          | —          | —          | —             |
| 611620                | Sports & recreation instruction . . . . .                | 406   | 1 122             | 5 038            | 57                             | 35  | 10         | 4          | 7          | 1         | —          | —          | —          | —             |
| 61169                 | All other schools & instruction . . . . .                | 392   | 1 003             | 4 397            | 43                             | 21  | 9          | 9          | 4          | —         | —          | —          | —          | —             |
| 611691                | Exam preparation & tutoring . . . . .                    | 307   | 744               | 3 236            | 29                             | 12  | 5          | 9          | 3          | —         | —          | —          | —          | —             |
| 6117                  | Educational support services . . . . .                   | (C)   | (D)               | (D)              | 18                             | 10  | 4          | 2          | 1          | 1         | —          | —          | —          | —             |
| 61171                 | Educational support services . . . . .                   | (C)   | (D)               | (D)              | 18                             | 10  | 4          | 2          | 1          | 1         | —          | —          | —          | —             |
| <b>62</b>             | <b>Health care and social assistance . . . . .</b>       | <b>69 297</b>                                   | <b>571 579</b>    | <b>2 441 712</b> | <b>3 011</b>                   | <b>1 340</b>                                      | <b>744</b> | <b>447</b> | <b>286</b> | <b>90</b> | <b>79</b>  | <b>14</b>  | <b>3</b>   | <b>8</b>      |
| 621                   | Ambulatory health care services . . . . .                | 23 182  | 235 135           | 1 119 564        | 2 351                          | 1 132   | 635        | 342        | 181        | 38        | 20         | 2          | 1          | —             |
| 6211                  | Offices of physicians . . . . .                          | 9 486   | 137 501           | 699 994          | 1 024                          | 483   | 265        | 170        | 91         | 12        | 2          | —          | 1          | —             |
| 62111                 | Offices of physicians . . . . .                          | 9 486   | 137 501           | 699 994          | 1 024                          | 483   | 265        | 170        | 91         | 12        | 2          | —          | 1          | —             |
| 621111                | Offices of physicians (exc mental health) . . . . .      | 9 208   | 134 544           | 685 823          | 963                            | 442   | 252        | 166        | 88         | 12        | 2          | —          | 1          | —             |
| 621112                | Offices of physicians, mental health . . . . .           | 278   | 2 957             | 14 171           | 61                             | 41  | 13         | 4          | 3          | —         | —          | —          | —          | —             |
| 6212                  | Offices of dentists . . . . .                            | 3 661   | 31 611            | 152 480          | 541                            | 208   | 236        | 76         | 19         | 2         | —          | —          | —          | —             |
| 62121                 | Offices of dentists . . . . .                            | 3 661   | 31 611            | 152 480          | 541                            | 208   | 236        | 76         | 19         | 2         | —          | —          | —          | —             |
| 621210                | Offices of dentists . . . . .                            | 3 661   | 31 611            | 152 480          | 541                            | 208   | 236        | 76         | 19         | 2         | —          | —          | —          | —             |
| 6213                  | Offices of other health practitioners . . . . .          | 3 275   | 22 737            | 96 222           | 496                            | 337   | 89         | 42         | 20         | 3         | 5          | —          | —          | —             |
| 62131                 | Offices of chiropractors . . . . .                       | 471   | 2 527             | 11 013           | 157                            | 126   | 25         | 5          | 1          | —         | —          | —          | —          | —             |
| 621310                | Offices of chiropractors . . . . .                       | 471   | 2 527             | 11 013           | 157                            | 126   | 25         | 5          | 1          | —         | —          | —          | —          | —             |
| 62132                 | Offices of optometrists . . . . .                        | 447   | 3 414             | 14 207           | 63                             | 29  | 19         | 10         | 5          | —         | —          | —          | —          | —             |
| 621320                | Offices of optometrists . . . . .                        | 447   | 3 414             | 14 207           | 63                             | 29  | 19         | 10         | 5          | —         | —          | —          | —          | —             |
| 62133                 | Offices of other mental health practitioners . . . . .   | 429   | 3 153             | 12 560           | 81                             | 67  | 8          | 1          | 3          | 1         | 1          | —          | —          | —             |
| 621330                | Offices of other mental health practitioners . . . . .   | 429   | 3 153             | 12 560           | 81                             | 67  | 8          | 1          | 3          | 1         | 1          | —          | —          | —             |
| 62134                 | Offices of PT, OT, speech therapy & audiology . . . . .  | 1 557   | 10 618            | 44 559           | 117                            | 62  | 22         | 19         | 8          | 2         | 4          | —          | —          | —             |
| 621340                | Offices of PT, OT, speech therapy & audiology . . . . .  | 1 557   | 10 618            | 44 559           | 117                            | 62  | 22         | 19         | 8          | 2         | 4          | —          | —          | —             |
| 62139                 | Offices of all other health practitioners . . . . .      | 371   | 3 025             | 13 883           | 78                             | 53  | 15         | 7          | 3          | —         | —          | —          | —          | —             |
| 621391                | Offices of podiatrists . . . . .                         | 205   | 1 650             | 7 759            | 41                             | 28  | 8          | 4          | 1          | —         | —          | —          | —          | —             |
| 621399                | Offices of all other misc health practitioners . . . . . | 166   | 1 375             | 6 124            | 37                             | 25  | 7          | 3          | 2          | —         | —          | —          | —          | —             |
| 6214                  | Outpatient care centers . . . . .                        | 1 730   | 14 954            | 60 011           | 78                             | 26  | 10         | 19         | 15         | 5         | 2          | 1          | —          | —             |
| 62142                 | Outpatient mental health, substance abuse ctrs . . . . . | (C)   | (D)               | (D)              | 13                             | 6   | 2          | 4          | —          | —         | 1          | —          | —          | —             |
| 62149                 | Other outpatient care centers . . . . .                  | 1 468   | 13 701            | 54 818           | 63                             | 20  | 7          | 14         | 15         | 5         | 1          | 1          | —          | —             |
| 621493                | Freestanding ambulatory surgery, emergency ctr . . . . . | 728   | 6 613             | 28 021           | 12                             | 5   | —          | —          | 3          | 2         | 1          | 1          | —          | —             |
| 621498                | All other outpatient care centers . . . . .              | 357   | 3 546             | 13 709           | 31                             | 12  | 7          | 5          | 6          | 1         | —          | —          | —          | —             |
| 6215                  | Medical & diagnostic laboratories . . . . .              | 593   | 5 766             | 25 608           | 52                             | 22  | 12         | 10         | 4          | 4         | —          | —          | —          | —             |
| 62151                 | Medical & diagnostic laboratories . . . . .              | 593   | 5 766             | 25 608           | 52                             | 22  | 12         | 10         | 4          | 4         | —          | —          | —          | —             |
| 621511                | Medical laboratories . . . . .                           | 305   | 2 492             | 13 466           | 22                             | 11  | 4          | 2          | 2          | 3         | —          | —          | —          | —             |
| 621512                | Diagnostic Imaging centers . . . . .                     | 288   | 3 274             | 12 142           | 30                             | 11  | 8          | 8          | 2          | 1         | —          | —          | —          | —             |
| 6216                  | Home health care services . . . . .                      | 3 952   | 17 720            | 70 453           | 126                            | 39  | 16         | 21         | 28         | 12        | 9          | 1          | —          | —             |
| 62161                 | Home health care services . . . . .                      | 3 952   | 17 720            | 70 453           | 126                            | 39  | 16         | 21         | 28         | 12        | 9          | 1          | —          | —             |
| 621610                | Home health care services . . . . .                      | 3 952   | 17 720            | 70 453           | 126                            | 39  | 16         | 21         | 28         | 12        | 9          | 1          | —          | —             |
| 6219                  | Other ambulatory health care services . . . . .          | 485   | 4 846             | 14 796           | 34                             | 17  | 7          | 4          | 4          | —         | 2          | —          | —          | —             |
| 62199                 | All other ambulatory health care services . . . . .      | 421   | 4 455             | 12 938           | 27                             | 13  | 6          | 3          | 3          | —         | 2          | —          | —          | —             |
| 621991                | Blood & organ banks . . . . .                            | 305   | 3 626             | 9 511            | 6                              | 1   | —          | —          | 2          | —         | 2          | —          | —          | —             |
| 621999                | All oth misc ambulatory health care services . . . . .   | 116   | 829               | 3 427            | 21                             | 12  | 5          | 3          | 1          | —         | —          | —          | —          | —             |
| 622                   | Hospitals . . . . .                                      | 24 903  | 242 139           | 929 692          | 15                             | —   | —          | 1          | —          | 1         | 1          | 3          | 1          | 8             |
| 6221                  | General medical & surgical hospitals . . . . .           | 23 972  | 234 867           | 899 550          | 11                             | —   | —          | 1          | —          | —         | —          | 1          | 1          | 8             |
| 62211                 | General medical & surgical hospitals . . . . .           | 23 972  | 234 867           | 899 550          | 11                             | —   | —          | 1          | —          | —         | —          | 1          | 1          | 8             |
| 622110                | General medical & surgical hospitals . . . . .           | 23 972  | 234 867           | 899 550          | 11                             | —   | —          | 1          | —          | —         | —          | 1          | 1          | 8             |
| 6223                  | Other specialty hospitals . . . . .                      | 931   | 7 272             | 30 142           | 4                              | —   | —          | —          | —          | 1         | 1          | 2          | —          | —             |
| 62231                 | Other specialty hospitals . . . . .                      | 931   | 7 272             | 30 142           | 4                              | —   | —          | —          | —          | 1         | 1          | 2          | —          | —             |
| 622310                | Other specialty hospitals . . . . .                      | 931   | 7 272             | 30 142           | 4                              | —   | —          | —          | —          | 1         | 1          | 2          | —          | —             |
| 623                   | Nursing & residential care facilities . . . . .          | 12 725  | 63 018            | 262 198          | 183                            | 29  | 32         | 11         | 26         | 29        | 48         | 8          | —          | —             |
| 6231                  | Nursing care facilities . . . . .                        | 8 165   | 41 533            | 173 013          | 69                             | 5   | —          | 2          | 6          | 15        | 36         | 5          | —          | —             |
| 62311                 | Nursing care facilities . . . . .                        | 8 165   | 41 533            | 173 013          | 69                             | 5   | —          | 2          | 6          | 15        | 36         | 5          | —          | —             |
| 623110                | Nursing care facilities . . . . .                        | 8 165   | 41 533            | 173 013          | 69                             | 5   | —          | 2          | 6          | 15        | 36         | 5          | —          | —             |
| 6232                  | Residential mental retardation, health facil . . . . .   | 1 031   | 4 629             | 18 271           | 46                             | 7   | 25         | 4          | 5          | 2         | 2          | 1          | —          | —             |
| 62321                 | Residential mental retardation facilities . . . . .      | 773   | 3 216             | 12 860           | 24                             | 3   | 15         | —          | 2          | 1         | 2          | 1          | —          | —             |
| 623210                | Residential mental retardation facilities . . . . .      | 773   | 3 216             | 12 860           | 24                             | 3   | 15         | —          | 2          | 1         | 2          | 1          | —          | —             |
| 62322                 | Residential mental health, subst abuse facil . . . . .   | 258   | 1 413             | 5 411            | 22                             | 4   | 10         | 4          | 3          | 1         | —          | —          | —          | —             |
| 623220                | Residential mental health, subst abuse facil . . . . .   | 258   | 1 413             | 5 411            | 22                             | 4   | 10         | 4          | 3          | 1         | —          | —          | —          | —             |

See footnotes at end of table.

**Table 6. Counties—Employees, Payroll, and Establishments by Industry: 2003—Con.**

[Excludes most government employees, railroad employees, and self-employed persons. Size class 1 to 4 includes establishments with payroll, but no employees, during mid-March pay period. (D) denotes figures withheld to avoid disclosing data for individual companies; the data are included in broader industry totals. Detailed industries with 100 or more employees are shown if industry was not a (D). For explanation of terms, abbreviations, and data reliability/comparability, see introductory text]

| NAICS code            | Industry   | Number of employees for week including March 12 | Payroll (\$1,000) |                | Total number of establishments | Number of establishments by employment-size class |            |            |            |            |            |            |            |               |
|-----------------------|--|---|-------------------|----------------|--------------------------------|---|------------|------------|------------|------------|------------|------------|------------|---------------|
|                       |  |   | First quarter     | Annual         |                                | 1 to 4  | 5 to 9     | 10 to 19   | 20 to 49   | 50 to 99   | 100 to 249 | 250 to 499 | 500 to 999 | 1,000 or more |
| <b>ST. LOUIS—Con.</b> |  |   |                   |                |                                |   |            |            |            |            |            |            |            |               |
| <b>62</b>             | <b>Health care and social assistance—Con.</b>                |   |                   |                |                                |   |            |            |            |            |            |            |            |               |
| 623                   | Nursing & residential care facilities—Con.                   |   |                   |                |                                |   |            |            |            |            |            |            |            |               |
| 6233                  | Community care facilities for the elderly .....              | 2 551   | 11 348            | 47 949         | 51                             | 14  | 3          | 4          | 11         | 11         | 6          | 2          | —          | —             |
| 62331                 | Community care facilities for the elderly .....              | 2 551   | 11 348            | 47 949         | 51                             | 14  | 3          | 4          | 11         | 11         | 6          | 2          | —          | —             |
| 623311                | Continuing care retirement communities ...                   | 1 879   | 8 844             | 38 262         | 19                             | 2   | —          | —          | 1          | 8          | 6          | 2          | —          | —             |
| 623312                | Homes for the elderly .....                                  | 672   | 2 504             | 9 687          | 32                             | 12  | 3          | 4          | 10         | 3          | —          | —          | —          | —             |
| 6239                  | Other residential care facilities .....                      | 978   | 5 508             | 22 965         | 17                             | 3   | 4          | 1          | 4          | 1          | 4          | —          | —          | —             |
| 62399                 | Other residential care facilities .....                      | 978   | 5 508             | 22 965         | 17                             | 3   | 4          | 1          | 4          | 1          | 4          | —          | —          | —             |
| 623990                | Other residential care facilities .....                      | 978   | 5 508             | 22 965         | 17                             | 3   | 4          | 1          | 4          | 1          | 4          | —          | —          | —             |
| 624                   | Social assistance .....                                      | 8 487   | 31 287            | 130 258        | 462                            | 179   | 77         | 93         | 79         | 22         | 10         | 1          | 1          | —             |
| 6241                  | Individual & family services .....                           | 3 713   | 14 689            | 61 139         | 187                            | 86  | 27         | 33         | 23         | 11         | 6          | —          | 1          | —             |
| 62411                 | Child & youth services .....                                 | 346   | 1 948             | 8 101          | 26                             | 10  | 6          | 6          | 2          | 2          | —          | —          | —          | —             |
| 624110                | Child & youth services .....                                 | 346   | 1 948             | 8 101          | 26                             | 10  | 6          | 6          | 2          | 2          | —          | —          | —          | —             |
| 62412                 | Services for elderly & disabled persons .....                | 1 885   | 7 508             | 31 452         | 86                             | 29  | 14         | 19         | 13         | 7          | 4          | —          | —          | —             |
| 624120                | Services for elderly & disabled persons .....                | 1 885   | 7 508             | 31 452         | 86                             | 29  | 14         | 19         | 13         | 7          | 4          | —          | —          | —             |
| 62419                 | Other individual & family services .....                     | 1 482   | 5 233             | 21 586         | 75                             | 47  | 7          | 8          | 8          | 2          | 2          | —          | 1          | —             |
| 624190                | Other individual & family services .....                     | 1 482   | 5 233             | 21 586         | 75                             | 47  | 7          | 8          | 8          | 2          | 2          | —          | 1          | —             |
| 6242                  | Community, emergency & other relief services ..              | 106   | 508               | 2 164          | 15                             | 7   | 4          | 3          | 1          | —          | —          | —          | —          | —             |
| 6243                  | Vocational rehabilitation services .....                     | 1 003   | 3 551             | 14 779         | 32                             | 15  | 2          | 2          | 6          | 4          | 3          | —          | —          | —             |
| 62431                 | Vocational rehabilitation services .....                     | 1 003   | 3 551             | 14 779         | 32                             | 15  | 2          | 2          | 6          | 4          | 3          | —          | —          | —             |
| 624310                | Vocational rehabilitation services .....                     | 1 003   | 3 551             | 14 779         | 32                             | 15  | 2          | 2          | 6          | 4          | 3          | —          | —          | —             |
| 6244                  | Child day care services .....                                | 3 665   | 12 539            | 52 176         | 228                            | 71  | 44         | 55         | 49         | 7          | 1          | 1          | —          | —             |
| 62441                 | Child day care services .....                                | 3 665   | 12 539            | 52 176         | 228                            | 71  | 44         | 55         | 49         | 7          | 1          | 1          | —          | —             |
| 624410                | Child day care services .....                                | 3 665   | 12 539            | 52 176         | 228                            | 71  | 44         | 55         | 49         | 7          | 1          | 1          | —          | —             |
| <b>71</b>             | <b>Arts, entertainment &amp; recreation .....</b>            | <b>6 056</b>                                    | <b>24 810</b>     | <b>119 141</b> | <b>388</b>                     | <b>211</b>  | <b>51</b>  | <b>36</b>  | <b>60</b>  | <b>19</b>  | <b>10</b>  | <b>—</b>   | <b>1</b>   | <b>—</b>      |
| 711                   | Performing arts, spectator sports & related industries ..... | 985   | 5 761             | 28 065         | 134                            | 109   | 10         | 4          | 8          | —          | 3          | —          | —          | —             |
| 7111                  | Performing arts companies .....                              | 344   | 1 683             | 7 781          | 26                             | 16  | 3          | 2          | 4          | —          | 1          | —          | —          | —             |
| 71111                 | Theater companies & dinner theaters .....                    | 259   | 1 548             | 7 145          | 10                             | 5   | —          | 1          | 3          | —          | 1          | —          | —          | —             |
| 711110                | Theater companies & dinner theaters .....                    | 259   | 1 548             | 7 145          | 10                             | 5   | —          | 1          | 3          | —          | 1          | —          | —          | —             |
| 7113                  | Promoters of entertainment events .....                      | 268   | 1 393             | 7 301          | 30                             | 24  | 3          | 1          | 1          | —          | 1          | —          | —          | —             |
| 71132                 | Promoters of entertainment events without facility .....     | 245   | 1 154             | 6 295          | 23                             | 18  | 3          | —          | 1          | —          | 1          | —          | —          | —             |
| 711320                | Promoters of entertainment events without facility .....     | 245   | 1 154             | 6 295          | 23                             | 18  | 3          | —          | 1          | —          | 1          | —          | —          | —             |
| 7115                  | Independent artists, writers & performers .....              | 278   | 2 015             | 9 836          | 53                             | 47  | 3          | 1          | 1          | —          | 1          | —          | —          | —             |
| 71151                 | Independent artists, writers & performers .....              | 278   | 2 015             | 9 836          | 53                             | 47  | 3          | 1          | 1          | —          | 1          | —          | —          | —             |
| 711510                | Independent artists, writers & performers ..                 | 278   | 2 015             | 9 836          | 53                             | 47  | 3          | 1          | 1          | —          | 1          | —          | —          | —             |
| 712                   | Museums, historical sites & like institutions .....          | 258   | 1 038             | 4 468          | 16                             | 5   | 4          | 3          | 3          | —          | 1          | —          | —          | —             |
| 7121                  | Museums, historical sites & like institutions .....          | 258   | 1 038             | 4 468          | 16                             | 5   | 4          | 3          | 3          | —          | 1          | —          | —          | —             |
| 71211                 | Museums .....  | 182   | 573               | 2 494          | 10                             | 2   | 4          | 2          | 1          | —          | 1          | —          | —          | —             |
| 712110                | Museums .....  | 182   | 573               | 2 494          | 10                             | 2   | 4          | 2          | 1          | —          | 1          | —          | —          | —             |
| 713                   | Amusement, gambling & recreation industries .....            | 4 813   | 18 011            | 86 608         | 238                            | 97  | 37         | 29         | 49         | 19         | 6          | —          | 1          | —             |
| 7131                  | Amusement parks & arcades .....                              | (F)   | (D)               | (D)            | 10                             | 6   | 1          | 1          | 1          | —          | —          | —          | 1          | —             |
| 71311                 | Amusement & theme parks .....                                | (F)   | (D)               | (D)            | 3                              | 2   | —          | —          | —          | —          | —          | —          | 1          | —             |
| 7139                  | Other amusement & recreation industries .....                | 4 191   | 16 127            | 74 650         | 227                            | 90  | 36         | 28         | 48         | 19         | 6          | —          | —          | —             |
| 71391                 | Golf courses & country clubs .....                           | 1 502   | 7 868             | 39 626         | 34                             | 6   | 6          | 2          | 7          | 8          | 5          | —          | —          | —             |
| 713910                | Golf courses & country clubs .....                           | 1 502   | 7 868             | 39 626         | 34                             | 6   | 6          | 2          | 7          | 8          | 5          | —          | —          | —             |
| 71394                 | Fitness & recreational sports centers .....                  | 1 759   | 4 589             | 18 632         | 134                            | 67  | 20         | 15         | 23         | 8          | 1          | —          | —          | —             |
| 713940                | Fitness & recreational sports centers .....                  | 1 759   | 4 589             | 18 632         | 134                            | 67  | 20         | 15         | 23         | 8          | 1          | —          | —          | —             |
| 71395                 | Bowling centers .....  | (F)   | (D)               | (D)            | 21                             | 1   | 2          | 4          | 13         | 1          | —          | —          | —          | —             |
| 71399                 | All other amusement & recreation industries ..               | 413   | 2 090             | 10 269         | 36                             | 14  | 8          | 7          | 5          | 2          | —          | —          | —          | —             |
| 713990                | All other amusement & recreation industries ..               | 413   | 2 090             | 10 269         | 36                             | 14  | 8          | 7          | 5          | 2          | —          | —          | —          | —             |
| <b>72</b>             | <b>Accommodation &amp; food services .....</b>               | <b>48 518</b>                                   | <b>162 660</b>    | <b>687 072</b> | <b>2 014</b>                   | <b>551</b>  | <b>275</b> | <b>391</b> | <b>543</b> | <b>204</b> | <b>45</b>  | <b>2</b>   | <b>2</b>   | <b>1</b>      |
| 721                   | Accommodation .....  | 6 219   | 29 341            | 123 949        | 113                            | 27  | 7          | 18         | 44         | 5          | 10         | 1          | —          | 1             |
| 7211                  | Traveler accommodation .....                                 | (I)   | (D)               | (D)            | 103                            | 21  | 4          | 18         | 43         | 5          | 10         | 1          | —          | 1             |
| 72111                 | Hotels (exc casino hotels) & motels .....                    | (H)   | (D)               | (D)            | 102                            | 21  | 4          | 18         | 43         | 5          | 10         | 1          | —          | 1             |
| 72112                 | Casino hotels .....  | (G)   | (D)               | (D)            | 1                              | —   | —          | —          | —          | —          | —          | —          | —          | 1             |
| 722                   | Food services & drinking places .....                        | 42 299  | 133 319           | 563 123        | 1 901                          | 524   | 268        | 373        | 499        | 199        | 35         | 1          | 2          | —             |
| 7221                  | Full-service restaurants .....                               | 20 270  | 57 523            | 240 319        | 651                            | 142   | 77         | 105        | 159        | 144        | 24         | —          | —          | —             |
| 72211                 | Full-service restaurants .....                               | 20 270  | 57 523            | 240 319        | 651                            | 142   | 77         | 105        | 159        | 144        | 24         | —          | —          | —             |
| 722110                | Full-service restaurants .....                               | 20 270  | 57 523            | 240 319        | 651                            | 142   | 77         | 105        | 159        | 144        | 24         | —          | —          | —             |
| 7222                  | Limited-service eating places .....                          | 17 020  | 56 538            | 242 005        | 943                            | 228   | 129        | 233        | 306        | 43         | 2          | 1          | 1          | —             |
| 72221                 | Limited-service eating places .....                          | 17 020  | 56 538            | 242 005        | 943                            | 228   | 129        | 233        | 306        | 43         | 2          | 1          | 1          | —             |
| 722211                | Limited-service restaurants .....                            | 14 120  | 48 812            | 209 569        | 750                            | 166   | 95         | 194        | 258        | 34         | 1          | 1          | 1          | —             |
| 722212                | Cafeterias .....   | 739   | 2 331             | 9 991          | 27                             | 7   | 2          | 1          | 10         | 7          | —          | —          | —          | —             |
| 722213                | Snack & nonalcoholic beverage bars .....                     | 2 161   | 5 395             | 22 445         | 166                            | 55  | 32         | 38         | 38         | 2          | 1          | —          | —          | —             |
| 7223                  | Special food services .....                                  | 4 368   | 17 775            | 74 879         | 189                            | 61  | 49         | 30         | 30         | 9          | 9          | —          | 1          | —             |
| 72231                 | Food service contractors .....                               | 3 452   | 15 392            | 63 340         | 138                            | 40  | 35         | 26         | 23         | 6          | 7          | —          | 1          | —             |
| 722310                | Food service contractors .....                               | 3 452   | 15 392            | 63 340         | 138                            | 40  | 35         | 26         | 23         | 6          | 7          | —          | 1          | —             |
| 72232                 | Caterers .....   | 905   | 2 363             | 11 456         | 46                             | 18  | 12         | 4          | 7          | 3          | 2          | —          | —          | —             |
| 722320                | Caterers .....   | 905   | 2 363             | 11 456         | 46                             | 18  | 12         | 4          | 7          | 3          | 2          | —          | —          | —             |
| 7224                  | Drinking places (alcoholic beverages) .....                  | 641   | 1 483             | 5 920          | 118                            | 93  | 13         | 5          | 4          | 3          | —          | —          | —          | —             |
| 72241                 | Drinking places (alcoholic beverages) .....                  | 641   | 1 483             | 5 920          | 118                            | 93  | 13         | 5          | 4          | 3          | —          | —          | —          | —             |
| 722410                | Drinking places (alcoholic beverages) .....                  | 641   | 1 483             | 5 920          | 118                            | 93  | 13         | 5          | 4          | 3          | —          | —          | —          | —             |

See footnotes at end of table.



**Table 6. Counties—Employees, Payroll, and Establishments by Industry: 2003—Con.**

[Excludes most government employees, railroad employees, and self-employed persons. Size class 1 to 4 includes establishments with payroll, but no employees, during mid-March pay period. (D) denotes figures withheld to avoid disclosing data for individual companies; the data are included in broader industry totals. Detailed industries with 100 or more employees are shown if industry was not a (D). For explanation of terms, abbreviations, and data reliability/comparability, see introductory text]

| NAICS code            | Industry   | Number of employees for week including March 12 | Payroll (\$1,000) |                | Total number of establishments | Number of establishments by employment-size class |            |            |            |           |            |            |            |               |
|-----------------------|--|---|-------------------|----------------|--------------------------------|---|------------|------------|------------|-----------|------------|------------|------------|---------------|
|                       |  |   | First quarter     | Annual         |                                | 1 to 4  | 5 to 9     | 10 to 19   | 20 to 49   | 50 to 99  | 100 to 249 | 250 to 499 | 500 to 999 | 1,000 or more |
| <b>ST. LOUIS—Con.</b> |  |   |                   |                |                                |   |            |            |            |           |            |            |            |               |
| <b>81</b>             | <b>Other services (except public administration) .....</b>       | <b>29 722</b>                                   | <b>154 703</b>    | <b>636 127</b> | <b>2 696</b>                   | <b>1 383</b>                                      | <b>639</b> | <b>379</b> | <b>204</b> | <b>57</b> | <b>24</b>  | <b>8</b>   | <b>1</b>   | <b>1</b>      |
| 811                   | Repair & maintenance .....                                       | 7 142   | 46 955            | 194 580        | 847                            | 468   | 221        | 107        | 38         | 10        | 1          | 1          | —          | 1             |
| 8111                  | Automotive repair & maintenance .....                            | 5 625   | 34 189            | 143 396        | 577                            | 283   | 176        | 83         | 25         | 7         | 1          | 1          | —          | 1             |
| 81111                 | Automotive mechanical & electrical R&M .....                     | 1 487   | 10 821            | 46 920         | 321                            | 189   | 103        | 24         | 5          | —         | —          | —          | —          | —             |
| 811111                | General automotive repair .....                                  | 1 316   | 9 496             | 41 512         | 277                            | 161   | 88         | 23         | 5          | —         | —          | —          | —          | —             |
| 81112                 | Automotive body, paint, interior & glass repair .....            | 2 293   | 16 031            | 68 003         | 126                            | 57  | 32         | 24         | 10         | 2         | —          | —          | —          | 1             |
| 811121                | Automotive body, paint & interior R&M .....                      | 2 122   | 15 025            | 63 892         | 104                            | 44  | 28         | 21         | 9          | 1         | —          | —          | —          | 1             |
| 811122                | Automotive glass replacement shops .....                         | 171   | 1 006             | 4 111          | 22                             | 13  | 4          | 3          | 1          | 1         | —          | —          | —          | —             |
| 81119                 | Other automotive R&M .....                                       | 1 845   | 7 337             | 28 473         | 130                            | 37  | 41         | 35         | 10         | 5         | 1          | 1          | —          | —             |
| 811191                | Automotive oil change & lubrication shops .....                  | 715   | 2 864             | 11 575         | 57                             | 4   | 27         | 22         | 2          | 1         | 1          | —          | —          | —             |
| 811192                | Car washes .....   | 615   | 1 847             | 7 221          | 62                             | 29  | 14         | 11         | 5          | 3         | —          | —          | —          | —             |
| 811198                | All other automotive R&M .....                                   | 515   | 2 626             | 9 677          | 11                             | 4   | —          | 2          | 3          | 1         | —          | 1          | —          | —             |
| 8112                  | Electronic & precision equipment R&M .....                       | 373   | 3 230             | 12 950         | 65                             | 41  | 15         | 5          | 3          | 1         | —          | —          | —          | —             |
| 81121                 | Electronic & precision equipment R&M .....                       | 373   | 3 230             | 12 950         | 65                             | 41  | 15         | 5          | 3          | 1         | —          | —          | —          | —             |
| 811211                | Consumer electronics R&M .....                                   | 108   | 723               | 2 766          | 15                             | 9   | 4          | 1          | —          | 1         | —          | —          | —          | —             |
| 811212                | Computer & office machine R&M .....                              | 172   | 1 728             | 6 646          | 27                             | 18  | 4          | 2          | 3          | —         | —          | —          | —          | —             |
| 8113                  | Commercial equipment (exc auto & elec) R&M .....                 | 598   | 5 756             | 23 261         | 77                             | 43  | 15         | 11         | 7          | 1         | —          | —          | —          | —             |
| 81131                 | Commercial equipment (exc auto & elec) R&M .....                 | 598   | 5 756             | 23 261         | 77                             | 43  | 15         | 11         | 7          | 1         | —          | —          | —          | —             |
| 811310                | Commercial equipment (exc auto & elec) R&M .....                 | 598   | 5 756             | 23 261         | 77                             | 43  | 15         | 11         | 7          | 1         | —          | —          | —          | —             |
| 8114                  | Personal & household goods R&M .....                             | 546   | 3 780             | 14 973         | 128                            | 101   | 15         | 8          | 3          | 1         | —          | —          | —          | —             |
| 81141                 | Home, garden equipment & appliance R&M .....                     | 269   | 2 542             | 9 519          | 34                             | 24  | 2          | 4          | 3          | 1         | —          | —          | —          | —             |
| 811412                | Appliance repair & maintenance .....                             | 228   | 2 226             | 8 211          | 28                             | 20  | 2          | 3          | 2          | 1         | —          | —          | —          | —             |
| 81149                 | Other personal & household goods R&M .....                       | 177   | 752               | 3 428          | 62                             | 52  | 7          | 3          | —          | —         | —          | —          | —          | —             |
| 811490                | Other personal & household goods R&M .....                       | 177   | 752               | 3 428          | 62                             | 52  | 7          | 3          | —          | —         | —          | —          | —          | —             |
| 812                   | Personal & laundry services .....                                | 7 742   | 33 266            | 141 803        | 867                            | 440   | 214        | 143        | 55         | 8         | 5          | 2          | —          | —             |
| 8121                  | Personal care services .....                                     | 3 935   | 14 617            | 65 673         | 485                            | 247   | 129        | 87         | 15         | 4         | 2          | 1          | —          | —             |
| 81211                 | Hair, nail & skin care services .....                            | 3 181   | 12 946            | 57 374         | 400                            | 205   | 104        | 75         | 11         | 3         | 1          | 1          | —          | —             |
| 812111                | Barber shops .....   | 276   | 671               | 2 938          | 19                             | 10  | 3          | 5          | —          | —         | 1          | —          | —          | —             |
| 812112                | Beauty salons .....  | 2 809   | 11 903            | 52 796         | 352                            | 172   | 96         | 70         | 10         | 3         | —          | 1          | —          | —             |
| 81219                 | Other personal care services .....                               | 754   | 1 671             | 8 299          | 85                             | 42  | 25         | 12         | 4          | 1         | 1          | —          | —          | —             |
| 812191                | Diet & weight reducing centers .....                             | 159   | 337               | 1 706          | 15                             | 10  | 4          | —          | —          | —         | 1          | —          | —          | —             |
| 812199                | Other personal care services .....                               | 595   | 1 334             | 6 593          | 70                             | 32  | 21         | 12         | 4          | 1         | —          | —          | —          | —             |
| 8122                  | Death care services .....  | 694   | 4 854             | 18 984         | 66                             | 29  | 11         | 15         | 10         | 1         | —          | —          | —          | —             |
| 81221                 | Funeral homes .....  | 531   | 3 896             | 14 904         | 41                             | 16  | 5          | 10         | 9          | 1         | —          | —          | —          | —             |
| 812210                | Funeral homes .....  | 531   | 3 896             | 14 904         | 41                             | 16  | 5          | 10         | 9          | 1         | —          | —          | —          | —             |
| 81222                 | Cemeteries & crematories .....                                   | 163   | 958               | 4 080          | 25                             | 13  | 6          | 5          | 1          | —         | —          | —          | —          | —             |
| 812220                | Cemeteries & crematories .....                                   | 163   | 958               | 4 080          | 25                             | 13  | 6          | 5          | 1          | —         | —          | —          | —          | —             |
| 8123                  | Drycleaning & laundry services .....                             | 1 931   | 8 515             | 35 735         | 178                            | 74  | 55         | 27         | 19         | —         | 2          | 1          | —          | —             |
| 81231                 | Coin-operated laundries & drycleaners .....                      | 168   | 559               | 2 485          | 25                             | 11  | 11         | 1          | 2          | —         | —          | —          | —          | —             |
| 812310                | Coin-operated laundries & drycleaners .....                      | 168   | 559               | 2 485          | 25                             | 11  | 11         | 1          | 2          | —         | —          | —          | —          | —             |
| 81232                 | Drycleaning & laundry services (exc coin-op) .....               | 1 212   | 4 497             | 18 581         | 145                            | 60  | 44         | 25         | 16         | —         | —          | —          | —          | —             |
| 812320                | Drycleaning & laundry services (exc coin-op) .....               | 1 212   | 4 497             | 18 581         | 145                            | 60  | 44         | 25         | 16         | —         | —          | —          | —          | —             |
| 81233                 | Linen & uniform supply .....                                     | 551   | 3 459             | 14 669         | 8                              | 3   | —          | 1          | 1          | —         | 2          | 1          | —          | —             |
| 8129                  | Other personal services .....                                    | 1 182   | 5 280             | 21 411         | 138                            | 90  | 19         | 14         | 11         | 3         | 1          | —          | —          | —             |
| 81291                 | Pet care (except veterinary) services .....                      | 522   | 1 943             | 9 003          | 48                             | 24  | 11         | 8          | 3          | 1         | 1          | —          | —          | —             |
| 812910                | Pet care (except veterinary) services .....                      | 522   | 1 943             | 9 003          | 48                             | 24  | 11         | 8          | 3          | 1         | 1          | —          | —          | —             |
| 81292                 | Photofinishing .....   | 170   | 1 203             | 4 071          | 16                             | 10  | 2          | 1          | 2          | 1         | —          | —          | —          | —             |
| 81293                 | Parking lots & garages .....                                     | 383   | 1 742             | 6 353          | 31                             | 19  | 3          | 2          | 6          | 1         | —          | —          | —          | —             |
| 812930                | Parking lots & garages .....                                     | 383   | 1 742             | 6 353          | 31                             | 19  | 3          | 2          | 6          | 1         | —          | —          | —          | —             |
| 81299                 | All other personal services .....                                | 107   | 392               | 1 984          | 43                             | 37  | 3          | 3          | —          | —         | —          | —          | —          | —             |
| 812990                | All other personal services .....                                | 107   | 392               | 1 984          | 43                             | 37  | 3          | 3          | —          | —         | —          | —          | —          | —             |
| 813                   | Religious, grantmaking, civic, prof & like organizations .....   | 14 838  | 74 482            | 299 744        | 982                            | 475   | 204        | 129        | 111        | 39        | 18         | 5          | 1          | —             |
| 8131                  | Religious organizations .....                                    | 9 944   | 46 148            | 183 261        | 588                            | 236   | 142        | 85         | 79         | 30        | 14         | 1          | 1          | —             |
| 81311                 | Religious organizations .....                                    | 9 944   | 46 148            | 183 261        | 588                            | 236   | 142        | 85         | 79         | 30        | 14         | 1          | 1          | —             |
| 813110                | Religious organizations .....                                    | 9 944   | 46 148            | 183 261        | 588                            | 236   | 142        | 85         | 79         | 30        | 14         | 1          | 1          | —             |
| 8132                  | Grantmaking & giving services .....                              | 373   | 3 391             | 13 853         | 61                             | 39  | 13         | 4          | 4          | 1         | —          | —          | —          | —             |
| 81321                 | Grantmaking & giving services .....                              | 373   | 3 391             | 13 853         | 61                             | 39  | 13         | 4          | 4          | 1         | —          | —          | —          | —             |
| 813211                | Grantmaking foundations .....                                    | 119   | 999               | 4 072          | 29                             | 23  | 3          | 2          | 1          | —         | —          | —          | —          | —             |
| 813212                | Voluntary health organizations .....                             | 180   | 1 621             | 6 872          | 24                             | 11  | 8          | 2          | 3          | —         | —          | —          | —          | —             |
| 8133                  | Social advocacy organizations .....                              | 414   | 1 904             | 8 064          | 21                             | 14  | 2          | —          | 4          | —         | —          | 1          | —          | —             |
| 81331                 | Social advocacy organizations .....                              | 414   | 1 904             | 8 064          | 21                             | 14  | 2          | —          | 4          | —         | —          | 1          | —          | —             |
| 813311                | Human rights organizations .....                                 | 315   | 1 270             | 5 267          | 5                              | 2   | 1          | —          | 1          | —         | —          | 1          | —          | —             |
| 8134                  | Civic & social organizations .....                               | 2 031   | 5 838             | 24 339         | 73                             | 40  | 13         | 8          | 3          | 3         | 3          | 3          | —          | —             |
| 81341                 | Civic & social organizations .....                               | 2 031   | 5 838             | 24 339         | 73                             | 40  | 13         | 8          | 3          | 3         | 3          | 3          | —          | —             |
| 813410                | Civic & social organizations .....                               | 2 031   | 5 838             | 24 339         | 73                             | 40  | 13         | 8          | 3          | 3         | 3          | 3          | —          | —             |
| 8139                  | Business, labor, political, like organizations .....             | 2 076   | 17 201            | 70 239         | 239                            | 146   | 34         | 32         | 21         | 5         | 1          | —          | —          | —             |
| 81391                 | Business associations .....                                      | 661   | 8 620             | 35 200         | 68                             | 43  | 10         | 6          | 6          | 3         | —          | —          | —          | —             |
| 813910                | Business associations .....                                      | 661   | 8 620             | 35 200         | 68                             | 43  | 10         | 6          | 6          | 3         | —          | —          | —          | —             |
| 81392                 | Professional organizations .....                                 | 419   | 3 027             | 12 957         | 24                             | 12  | 5          | 1          | 4          | 1         | 1          | —          | —          | —             |
| 813920                | Professional organizations .....                                 | 419   | 3 027             | 12 957         | 24                             | 12  | 5          | 1          | 4          | 1         | 1          | —          | —          | —             |
| 81393                 | Labor unions & similar labor organizations .....                 | 730   | 4 172             | 16 166         | 68                             | 26  | 12         | 20         | 9          | 1         | —          | —          | —          | —             |
| 813930                | Labor unions & similar labor organizations .....                 | 730   | 4 172             | 16 166         | 68                             | 26  | 12         | 20         | 9          | 1         | —          | —          | —          | —             |
| 81399                 | Oth similar organizations (exc business, prof, labor, pol) ..... | 251   | 1 290             | 5 391          | 69                             | 55  | 7          | 5          | 2          | —         | —          | —          | —          | —             |
| 813990                | Oth similar organizations (exc business, prof, labor, pol) ..... | 251   | 1 290             | 5 391          | 69                             | 55  | 7          | 5          | 2          | —         | —          | —          | —          | —             |
| <b>99</b>             | <b>Unclassified establishments .....</b>                         | <b>238</b>                                      | <b>700</b>        | <b>3 294</b>   | <b>276</b>                     | <b>268</b>  | <b>6</b>   | <b>2</b>   | <b>—</b>   | <b>—</b>  | <b>—</b>   | <b>—</b>   | <b>—</b>   | <b>—</b>      |

See footnotes at end of table.

**Table 6. Counties—Employees, Payroll, and Establishments by Industry: 2003—Con.**

[Excludes most government employees, railroad employees, and self-employed persons. Size class 1 to 4 includes establishments with payroll, but no employees, during mid-March pay period. (D) denotes figures withheld to avoid disclosing data for individual companies; the data are included in broader industry totals. Detailed industries with 100 or more employees are shown if industry was not a (D). For explanation of terms, abbreviations, and data reliability/comparability, see introductory text]

| NAICS code | Industry   | Number of employees for week including March 12 | Payroll (\$1,000) |                | Total number of establishments | Number of establishments by employment-size class |            |           |           |           |            |            |            |               |
|------------|--|---|-------------------|----------------|--------------------------------|---|------------|-----------|-----------|-----------|------------|------------|------------|---------------|
|            |  |   | First quarter     | Annual         |                                | 1 to 4  | 5 to 9     | 10 to 19  | 20 to 49  | 50 to 99  | 100 to 249 | 250 to 499 | 500 to 999 | 1,000 or more |
|            | <b>SALINE</b>  |   |                   |                |                                |   |            |           |           |           |            |            |            |               |
|            | <b>Total</b> .....   | <b>7 232</b>                                    | <b>37 897</b>     | <b>162 190</b> | <b>570</b>                     | <b>328</b>  | <b>100</b> | <b>73</b> | <b>42</b> | <b>16</b> | <b>8</b>   | <b>2</b>   | <b>1</b>   | <b>-</b>      |
| 11         | <b>Forestry, fishing, hunting, and agriculture support</b> .....   | <b>67</b>                                       | <b>28</b>         | <b>119</b>     | <b>3</b>                       | <b>1</b>  | <b>1</b>   | <b>-</b>  | <b>-</b>  | <b>1</b>  | <b>-</b>   | <b>-</b>   | <b>-</b>   | <b>-</b>      |
| 22         | <b>Utilities</b> .....   | <b>(B)</b>                                      | <b>(D)</b>        | <b>(D)</b>     | <b>2</b>                       | <b>-</b>  | <b>1</b>   | <b>-</b>  | <b>1</b>  | <b>-</b>  | <b>-</b>   | <b>-</b>   | <b>-</b>   | <b>-</b>      |
| 23         | <b>Construction</b> .....  | <b>174</b>                                      | <b>788</b>        | <b>3 546</b>   | <b>39</b>                      | <b>26</b>   | <b>9</b>   | <b>3</b>  | <b>1</b>  | <b>-</b>  | <b>-</b>   | <b>-</b>   | <b>-</b>   | <b>-</b>      |
| 31-33      | <b>Manufacturing</b> .....   | <b>1 587</b>                                    | <b>11 328</b>     | <b>52 834</b>  | <b>24</b>                      | <b>10</b>   | <b>4</b>   | <b>3</b>  | <b>2</b>  | <b>1</b>  | <b>2</b>   | <b>1</b>   | <b>1</b>   | <b>-</b>      |
| 311        | Food mfg .....   | 1 124   | 8 057             | 37 358         | 6                              | 1   | -          | 2         | 1         | -         | -          | 1          | 1          | -             |
| 3114       | Fruit & veg preserving & specialty food mfg .....                  | (F)   | (D)               | (D)            | 1                              | -   | -          | -         | -         | -         | -          | -          | 1          | -             |
| 31141      | Frozen food mfg .....  | (F)   | (D)               | (D)            | 1                              | -   | -          | -         | -         | -         | -          | -          | 1          | -             |
| 3116       | Animal slaughtering & processing .....                             | (E)   | (D)               | (D)            | 2                              | 1   | -          | -         | -         | -         | -          | -          | 1          | -             |
| 31161      | Animal slaughtering & processing .....                             | (E)   | (D)               | (D)            | 2                              | 1   | -          | -         | -         | -         | -          | -          | 1          | -             |
| 314        | Textile product mills .....  | (C)   | (D)               | (D)            | 1                              | -   | -          | -         | -         | -         | -          | 1          | -          | -             |
| 3149       | Other textile product mills .....                                  | (C)   | (D)               | (D)            | 1                              | -   | -          | -         | -         | -         | -          | 1          | -          | -             |
| 31491      | Textile bag & canvas mills .....                                   | (C)   | (D)               | (D)            | 1                              | -   | -          | -         | -         | -         | -          | 1          | -          | -             |
| 327        | Nonmetallic mineral product mfg .....                              | (C)   | (D)               | (D)            | 2                              | 1   | -          | -         | -         | -         | -          | 1          | -          | -             |
| 3273       | Cement & concrete product mfg .....                                | (C)   | (D)               | (D)            | 2                              | 1   | -          | -         | -         | -         | -          | 1          | -          | -             |
| 32739      | Other concrete product mfg .....                                   | (C)   | (D)               | (D)            | 1                              | -   | -          | -         | -         | -         | -          | 1          | -          | -             |
| 42         | <b>Wholesale trade</b> .....                                       | <b>371</b>                                      | <b>2 525</b>      | <b>11 049</b>  | <b>34</b>                      | <b>16</b>   | <b>6</b>   | <b>6</b>  | <b>-</b>  | <b>-</b>  | <b>-</b>   | <b>-</b>   | <b>-</b>   | <b>-</b>      |
| 423        | Merchant Wholesalers, Durable Goods .....                          | (C)   | (D)               | (D)            | 11                             | 5   | 1          | 2         | 3         | -         | -          | -          | -          | -             |
| 4238       | Machinery, Equipment, and Supplies Merchant Wholesalers .....      | 125   | 986               | 4 401          | 7                              | 2   | 1          | 1         | 3         | -         | -          | -          | -          | -             |
| 42382      | Farm and Garden Machinery and Equipment Merchant Wholesalers ..... | (C)   | (D)               | (D)            | 6                              | 2   | 1          | -         | 3         | -         | -          | -          | -          | -             |
| 424        | Merchant Wholesalers, Nondurable Goods .....                       | 223   | 1 468             | 6 305          | 21                             | 9   | 5          | 4         | 3         | -         | -          | -          | -          | -             |
| 4245       | Farm Product Raw Material Merchant Wholesalers .....               | 139   | 826               | 3 283          | 12                             | 5   | 2          | 3         | 2         | -         | -          | -          | -          | -             |
| 42451      | Grain and Field Bean Merchant Wholesalers .....                    | (C)   | (D)               | (D)            | 9                              | 4   | 1          | 2         | 2         | -         | -          | -          | -          | -             |
| 44-45      | <b>Retail trade</b> .....  | <b>1 376</b>                                    | <b>4 299</b>      | <b>19 294</b>  | <b>114</b>                     | <b>57</b>   | <b>26</b>  | <b>18</b> | <b>6</b>  | <b>5</b>  | <b>2</b>   | <b>-</b>   | <b>-</b>   | <b>-</b>      |
| 441        | Motor vehicle & parts dealers .....                                | 119   | 796               | 3 174          | 14                             | 6   | 2          | 4         | 2         | -         | -          | -          | -          | -             |
| 444        | Bldg material & garden equip & supp dealers .....                  | 122   | 339               | 1 463          | 13                             | 7   | 3          | 2         | -         | 1         | -          | -          | -          | -             |
| 445        | Food & beverage stores .....                                       | 417   | 787               | 4 073          | 14                             | 5   | 1          | 2         | 3         | 2         | 1          | -          | -          | -             |
| 4451       | Grocery stores .....   | (E)   | (D)               | (D)            | 10                             | 2   | -          | 2         | 3         | 2         | 1          | -          | -          | -             |
| 44511      | Grocery (except convenience) stores .....                          | 308   | 648               | 3 477          | 8                              | 2   | -          | 1         | 3         | 1         | 1          | -          | -          | -             |
| 445110     | Grocery (except convenience) stores .....                          | 308   | 648               | 3 477          | 8                              | 2   | -          | 1         | 3         | 1         | 1          | -          | -          | -             |
| 446        | Health & personal care stores .....                                | (C)   | (D)               | (D)            | 6                              | 2   | -          | 2         | 1         | 1         | -          | -          | -          | -             |
| 4461       | Health & personal care stores .....                                | (C)   | (D)               | (D)            | 6                              | 2   | -          | 2         | 1         | 1         | -          | -          | -          | -             |
| 44611      | Pharmacies & drug stores .....                                     | (C)   | (D)               | (D)            | 3                              | -   | -          | 1         | 1         | 1         | -          | -          | -          | -             |
| 447        | Gasoline stations .....  | 279   | 583               | 2 522          | 26                             | 8   | 12         | 5         | -         | 1         | -          | -          | -          | -             |
| 4471       | Gasoline stations .....  | 279   | 583               | 2 522          | 26                             | 8   | 12         | 5         | -         | 1         | -          | -          | -          | -             |
| 44711      | Gasoline stations with convenience stores .....                    | 231   | 382               | 1 733          | 16                             | 2   | 8          | 5         | -         | 1         | -          | -          | -          | -             |
| 447110     | Gasoline stations with convenience stores .....                    | 231   | 382               | 1 733          | 16                             | 2   | 8          | 5         | -         | 1         | -          | -          | -          | -             |
| 452        | General merchandise stores .....                                   | 193   | 760               | 2 910          | 5                              | 1   | 2          | 1         | -         | -         | 1          | -          | -          | -             |
| 4521       | Department stores .....  | (C)   | (D)               | (D)            | 1                              | -   | -          | -         | -         | -         | 1          | -          | -          | -             |
| 45211      | Department stores .....  | (C)   | (D)               | (D)            | 1                              | -   | -          | -         | -         | -         | 1          | -          | -          | -             |
| 48-49      | <b>Transportation &amp; warehousing</b> .....                      | <b>327</b>                                      | <b>1 997</b>      | <b>7 410</b>   | <b>25</b>                      | <b>14</b>   | <b>3</b>   | <b>-</b>  | <b>7</b>  | <b>1</b>  | <b>-</b>   | <b>-</b>   | <b>-</b>   | <b>-</b>      |
| 484        | Truck transportation .....   | (E)   | (D)               | (D)            | 22                             | 12  | 3          | -         | 7         | -         | -          | -          | -          | -             |
| 4841       | General freight trucking .....                                     | (C)   | (D)               | (D)            | 16                             | 8   | 2          | -         | 6         | -         | -          | -          | -          | -             |
| 48412      | General freight trucking, long-distance .....                      | 212   | 1 393             | 5 064          | 14                             | 6   | 2          | -         | 6         | -         | -          | -          | -          | -             |
| 51         | <b>Information</b> .....   | <b>208</b>                                      | <b>1 180</b>      | <b>4 506</b>   | <b>11</b>                      | <b>5</b>  | <b>1</b>   | <b>1</b>  | <b>3</b>  | <b>-</b>  | <b>1</b>   | <b>-</b>   | <b>-</b>   | <b>-</b>      |
| 511        | Publishing industries .....  | (C)   | (D)               | (D)            | 3                              | -   | -          | -         | 2         | -         | 1          | -          | -          | -             |
| 5111       | Newspaper, periodical, book, database publishers .....             | (C)   | (D)               | (D)            | 3                              | -   | -          | -         | 2         | -         | 1          | -          | -          | -             |
| 51114      | Database and directory publishers .....                            | (C)   | (D)               | (D)            | 1                              | -   | -          | -         | -         | -         | 1          | -          | -          | -             |
| 52         | <b>Finance &amp; insurance</b> .....                               | <b>232</b>                                      | <b>1 753</b>      | <b>6 715</b>   | <b>40</b>                      | <b>31</b>   | <b>5</b>   | <b>2</b>  | <b>1</b>  | <b>1</b>  | <b>-</b>   | <b>-</b>   | <b>-</b>   | <b>-</b>      |
| 522        | Credit intermediation & related activities .....                   | 194   | 1 457             | 5 381          | 16                             | 8   | 4          | 2         | 1         | 1         | -          | -          | -          | -             |
| 5221       | Depository credit intermediation .....                             | 173   | 1 350             | 4 975          | 9                              | 3   | 2          | 2         | 1         | 1         | -          | -          | -          | -             |
| 52211      | Commercial banking .....   | 173   | 1 350             | 4 975          | 9                              | 3   | 2          | 2         | 1         | 1         | -          | -          | -          | -             |
| 522110     | Commercial banking .....   | 173   | 1 350             | 4 975          | 9                              | 3   | 2          | 2         | 1         | 1         | -          | -          | -          | -             |
| 53         | <b>Real estate &amp; rental &amp; leasing</b> .....                | <b>54</b>                                       | <b>176</b>        | <b>678</b>     | <b>20</b>                      | <b>16</b>   | <b>2</b>   | <b>2</b>  | <b>-</b>  | <b>-</b>  | <b>-</b>   | <b>-</b>   | <b>-</b>   | <b>-</b>      |
| 54         | <b>Professional, scientific &amp; technical services</b> .....     | <b>145</b>                                      | <b>1 925</b>      | <b>5 802</b>   | <b>34</b>                      | <b>26</b>   | <b>5</b>   | <b>2</b>  | <b>1</b>  | <b>-</b>  | <b>-</b>   | <b>-</b>   | <b>-</b>   | <b>-</b>      |
| 541        | Professional, scientific & technical services .....                | 145   | 1 925             | 5 802          | 34                             | 26  | 5          | 2         | 1         | -         | -          | -          | -          | -             |
| 55         | <b>Management of companies &amp; enterprises</b> .....             | <b>(B)</b>                                      | <b>(D)</b>        | <b>(D)</b>     | <b>2</b>                       | <b>1</b>  | <b>-</b>   | <b>-</b>  | <b>-</b>  | <b>1</b>  | <b>-</b>   | <b>-</b>   | <b>-</b>   | <b>-</b>      |
| 56         | <b>Admin, support, waste mgt, remediation services</b> .....       | <b>30</b>                                       | <b>76</b>         | <b>454</b>     | <b>8</b>                       | <b>5</b>  | <b>3</b>   | <b>-</b>  | <b>-</b>  | <b>-</b>  | <b>-</b>   | <b>-</b>   | <b>-</b>   | <b>-</b>      |
| 61         | <b>Educational services</b> .....                                  | <b>(C)</b>                                      | <b>(D)</b>        | <b>(D)</b>     | <b>2</b>                       | <b>1</b>  | <b>-</b>   | <b>-</b>  | <b>-</b>  | <b>-</b>  | <b>1</b>   | <b>-</b>   | <b>-</b>   | <b>-</b>      |
| 611        | Educational services .....   | (C)   | (D)               | (D)            | 2                              | 1   | -          | -         | -         | -         | 1          | -          | -          | -             |
| 6113       | Colleges, universities & professional schools .....                | (C)   | (D)               | (D)            | 1                              | -   | -          | -         | -         | -         | 1          | -          | -          | -             |
| 61131      | Colleges, universities & professional schools .....                | (C)   | (D)               | (D)            | 1                              | -   | -          | -         | -         | -         | 1          | -          | -          | -             |

See footnotes at end of table.

**Table 6. Counties—Employees, Payroll, and Establishments by Industry: 2003—Con.**

[Excludes most government employees, railroad employees, and self-employed persons. Size class 1 to 4 includes establishments with payroll, but no employees, during mid-March pay period. (D) denotes figures withheld to avoid disclosing data for individual companies; the data are included in broader industry totals. Detailed industries with 100 or more employees are shown if industry was not a (D). For explanation of terms, abbreviations, and data reliability/comparability, see introductory text]

| NAICS code         | Industry   | Number of employees for week including March 12 | Payroll (\$1,000) |               | Total number of establishments | Number of establishments by employment-size class |           |           |          |          |            |            |            |               |  |
|--------------------|--|---|-------------------|---------------|--------------------------------|---|-----------|-----------|----------|----------|------------|------------|------------|---------------|--|
|                    |  |   | First quarter     | Annual        |                                | 1 to 4  | 5 to 9    | 10 to 19  | 20 to 49 | 50 to 99 | 100 to 249 | 250 to 499 | 500 to 999 | 1,000 or more |  |
| <b>SALINE—Con.</b> |  |   |                   |               |                                |   |           |           |          |          |            |            |            |               |  |
| <b>62</b>          | <b>Health care and social assistance . . . . .</b>                 | <b>1 424</b>                                    | <b>7 217</b>      | <b>30 110</b> | <b>73</b>                      | <b>30</b>   | <b>15</b> | <b>16</b> | <b>4</b> | <b>5</b> | <b>2</b>   | <b>1</b>   | —          | —             |  |
| 621                | Ambulatory health care services . . . . .                          | 221   | 1 560             | 7 787         | 33                             | 20  | 9         | 1         | 2        | 1        | —          | —          | —          | —             |  |
| 6211               | Offices of physicians . . . . .                                    | 103   | 1 046             | 5 422         | 8                              | 4   | 1         | 1         | 1        | 1        | —          | —          | —          | —             |  |
| 62111              | Offices of physicians . . . . .                                    | 103   | 1 046             | 5 422         | 8                              | 4   | 1         | 1         | 1        | 1        | —          | —          | —          | —             |  |
| 621111             | Offices of physicians (exc mental health) . . . . .                | 103   | 1 046             | 5 422         | 8                              | 4   | 1         | 1         | 1        | 1        | —          | —          | —          | —             |  |
| 622                | Hospitals . . . . .  | (E)   | (D)               | (D)           | 2                              | 1   | —         | —         | —        | —        | —          | 1          | —          | —             |  |
| 6221               | General medical & surgical hospitals . . . . .                     | (E)   | (D)               | (D)           | 2                              | 1   | —         | —         | —        | —        | —          | 1          | —          | —             |  |
| 62211              | General medical & surgical hospitals . . . . .                     | (E)   | (D)               | (D)           | 2                              | 1   | —         | —         | —        | —        | —          | 1          | —          | —             |  |
| 623                | Nursing & residential care facilities . . . . .                    | 570   | 2 185             | 8 959         | 23                             | 2   | 5         | 11        | —        | 4        | 1          | —          | —          | —             |  |
| 6231               | Nursing care facilities . . . . .                                  | 310   | 1 149             | 4 630         | 5                              | —   | —         | 1         | —        | 3        | 1          | —          | —          | —             |  |
| 62311              | Nursing care facilities . . . . .                                  | 310   | 1 149             | 4 630         | 5                              | —   | —         | 1         | —        | 3        | 1          | —          | —          | —             |  |
| 623110             | Nursing care facilities . . . . .                                  | 310   | 1 149             | 4 630         | 5                              | —   | —         | 1         | —        | 3        | 1          | —          | —          | —             |  |
| 6232               | Residential mental retardation, health facil . . . . .             | 180   | 767               | 3 222         | 10                             | —   | 3         | 6         | —        | 1        | —          | —          | —          | —             |  |
| 62322              | Residential mental health, subst abuse facil . . . . .             | (C)   | (D)               | (D)           | 5                              | —   | —         | 4         | —        | 1        | —          | —          | —          | —             |  |
| 624                | Social assistance . . . . .  | (E)   | (D)               | (D)           | 15                             | 7   | 1         | 4         | 2        | —        | 1          | —          | —          | —             |  |
| 6241               | Individual & family services . . . . .                             | (C)   | (D)               | (D)           | 5                              | 2   | —         | 1         | 1        | —        | 1          | —          | —          | —             |  |
| 62419              | Other individual & family services . . . . .                       | (C)   | (D)               | (D)           | 4                              | 2   | —         | 1         | —        | —        | 1          | —          | —          | —             |  |
| <b>71</b>          | <b>Arts, entertainment &amp; recreation . . . . .</b>              | <b>163</b>                                      | <b>342</b>        | <b>1 694</b>  | <b>15</b>                      | <b>8</b>  | <b>4</b>  | <b>2</b>  | —        | <b>1</b> | —          | —          | —          | —             |  |
| 713                | Amusement, gambling & recreation industries . . . . .              | 148   | 259               | 1 131         | 8                              | 3   | 2         | 2         | —        | 1        | —          | —          | —          | —             |  |
| 7139               | Other amusement & recreation industries . . . . .                  | 148   | 259               | 1 131         | 8                              | 3   | 2         | 2         | —        | 1        | —          | —          | —          | —             |  |
| 71394              | Fitness & recreational sports centers . . . . .                    | (C)   | (D)               | (D)           | 3                              | —   | 2         | —         | —        | 1        | —          | —          | —          | —             |  |
| <b>72</b>          | <b>Accommodation &amp; food services . . . . .</b>                 | <b>520</b>                                      | <b>914</b>        | <b>3 963</b>  | <b>49</b>                      | <b>21</b>   | <b>5</b>  | <b>14</b> | <b>9</b> | —        | —          | —          | —          | —             |  |
| 722                | Food services & drinking places . . . . .                          | 479   | 837               | 3 571         | 42                             | 16  | 5         | 13        | 8        | —        | —          | —          | —          | —             |  |
| 7221               | Full-service restaurants . . . . .                                 | (C)   | (D)               | (D)           | 22                             | 11  | 3         | 6         | 2        | —        | —          | —          | —          | —             |  |
| 72211              | Full-service restaurants . . . . .                                 | (C)   | (D)               | (D)           | 22                             | 11  | 3         | 6         | 2        | —        | —          | —          | —          | —             |  |
| 7222               | Limited-service eating places . . . . .                            | 255   | 499               | 2 167         | 18                             | 5   | 2         | 6         | 5        | —        | —          | —          | —          | —             |  |
| 72221              | Limited-service eating places . . . . .                            | 255   | 499               | 2 167         | 18                             | 5   | 2         | 6         | 5        | —        | —          | —          | —          | —             |  |
| 722211             | Limited-service restaurants . . . . .                              | 206   | 460               | 1 958         | 13                             | 3   | 1         | 5         | 4        | —        | —          | —          | —          | —             |  |
| <b>81</b>          | <b>Other services (except public administration) . . . . .</b>     | <b>249</b>                                      | <b>854</b>        | <b>3 809</b>  | <b>66</b>                      | <b>52</b>   | <b>9</b>  | <b>4</b>  | <b>1</b> | —        | —          | —          | —          | —             |  |
| 813                | Religious, grantmaking, civic, prof & like organizations . . . . . | (C)   | (D)               | (D)           | 31                             | 22  | 6         | 2         | 1        | —        | —          | —          | —          | —             |  |
| 8131               | Religious organizations . . . . .                                  | 134   | 302               | 1 225         | 29                             | 20  | 6         | 2         | 1        | —        | —          | —          | —          | —             |  |
| 81311              | Religious organizations . . . . .                                  | 134   | 302               | 1 225         | 29                             | 20  | 6         | 2         | 1        | —        | —          | —          | —          | —             |  |
| 813110             | Religious organizations . . . . .                                  | 134   | 302               | 1 225         | 29                             | 20  | 6         | 2         | 1        | —        | —          | —          | —          | —             |  |
| <b>99</b>          | <b>Unclassified establishments . . . . .</b>                       | <b>12</b>                                       | <b>31</b>         | <b>119</b>    | <b>9</b>                       | <b>8</b>  | <b>1</b>  | —         | —        | —        | —          | —          | —          | —             |  |
| <b>SCHUYLER</b>    |  |   |                   |               |                                |   |           |           |          |          |            |            |            |               |  |
|                    | <b>Total . . . . .</b>   | <b>393</b>                                      | <b>1 774</b>      | <b>8 349</b>  | <b>105</b>                     | <b>79</b>   | <b>17</b> | <b>7</b>  | <b>2</b> | —        | —          | —          | —          | —             |  |
| <b>21</b>          | <b>Mining . . . . .</b>  | <b>(A)</b>                                      | <b>(D)</b>        | <b>(D)</b>    | <b>1</b>                       | <b>1</b>  | —         | —         | —        | —        | —          | —          | —          | —             |  |
| <b>22</b>          | <b>Utilities . . . . .</b>   | <b>(B)</b>                                      | <b>(D)</b>        | <b>(D)</b>    | <b>1</b>                       | —   | —         | —         | <b>1</b> | —        | —          | —          | —          | —             |  |
| <b>23</b>          | <b>Construction . . . . .</b>                                      | <b>65</b>                                       | <b>441</b>        | <b>2 571</b>  | <b>14</b>                      | <b>12</b>   | <b>1</b>  | —         | <b>1</b> | —        | —          | —          | —          | —             |  |
| <b>31-33</b>       | <b>Manufacturing . . . . .</b>                                     | <b>11</b>                                       | <b>56</b>         | <b>208</b>    | <b>4</b>                       | <b>3</b>  | <b>1</b>  | —         | —        | —        | —          | —          | —          | —             |  |
| <b>42</b>          | <b>Wholesale trade . . . . .</b>                                   | <b>7</b>  | <b>34</b>         | <b>142</b>    | <b>4</b>                       | <b>4</b>  | —         | —         | —        | —        | —          | —          | —          | —             |  |
| <b>44-45</b>       | <b>Retail trade . . . . .</b>                                      | <b>153</b>                                      | <b>468</b>        | <b>2 118</b>  | <b>25</b>                      | <b>12</b>   | <b>7</b>  | <b>6</b>  | —        | —        | —          | —          | —          | —             |  |
| <b>48-49</b>       | <b>Transportation &amp; warehousing . . . . .</b>                  | <b>15</b>                                       | <b>37</b>         | <b>129</b>    | <b>7</b>                       | <b>5</b>  | <b>2</b>  | —         | —        | —        | —          | —          | —          | —             |  |
| <b>51</b>          | <b>Information . . . . .</b>                                       | <b>10</b>                                       | <b>33</b>         | <b>125</b>    | <b>3</b>                       | <b>2</b>  | <b>1</b>  | —         | —        | —        | —          | —          | —          | —             |  |
| <b>52</b>          | <b>Finance &amp; insurance . . . . .</b>                           | <b>(B)</b>                                      | <b>(D)</b>        | <b>(D)</b>    | <b>5</b>                       | <b>3</b>  | <b>2</b>  | —         | —        | —        | —          | —          | —          | —             |  |
| <b>53</b>          | <b>Real estate &amp; rental &amp; leasing . . . . .</b>            | <b>(A)</b>                                      | <b>(D)</b>        | <b>(D)</b>    | <b>1</b>                       | <b>1</b>  | —         | —         | —        | —        | —          | —          | —          | —             |  |
| <b>54</b>          | <b>Professional, scientific &amp; technical services . . . . .</b> | <b>(A)</b>                                      | <b>(D)</b>        | <b>(D)</b>    | <b>3</b>                       | <b>2</b>  | <b>1</b>  | —         | —        | —        | —          | —          | —          | —             |  |
| <b>56</b>          | <b>Admin, support, waste mgt, remediation services . . . . .</b>   | <b>(A)</b>                                      | <b>(D)</b>        | <b>(D)</b>    | <b>1</b>                       | <b>1</b>  | —         | —         | —        | —        | —          | —          | —          | —             |  |
| <b>62</b>          | <b>Health care and social assistance . . . . .</b>                 | <b>(A)</b>                                      | <b>(D)</b>        | <b>(D)</b>    | <b>4</b>                       | <b>2</b>  | <b>2</b>  | —         | —        | —        | —          | —          | —          | —             |  |
| <b>71</b>          | <b>Arts, entertainment &amp; recreation . . . . .</b>              | <b>(A)</b>                                      | <b>(D)</b>        | <b>(D)</b>    | <b>2</b>                       | <b>2</b>  | —         | —         | —        | —        | —          | —          | —          | —             |  |
| <b>72</b>          | <b>Accommodation &amp; food services . . . . .</b>                 | <b>(A)</b>                                      | <b>(D)</b>        | <b>(D)</b>    | <b>3</b>                       | <b>2</b>  | —         | <b>1</b>  | —        | —        | —          | —          | —          | —             |  |
| <b>81</b>          | <b>Other services (except public administration) . . . . .</b>     | <b>23</b>                                       | <b>68</b>         | <b>271</b>    | <b>17</b>                      | <b>17</b>   | —         | —         | —        | —        | —          | —          | —          | —             |  |
| <b>99</b>          | <b>Unclassified establishments . . . . .</b>                       | <b>4</b>  | <b>11</b>         | <b>61</b>     | <b>10</b>                      | <b>10</b>   | —         | —         | —        | —        | —          | —          | —          | —             |  |

See footnotes at end of table.

**Table 6. Counties—Employees, Payroll, and Establishments by Industry: 2003—Con.**

[Excludes most government employees, railroad employees, and self-employed persons. Size class 1 to 4 includes establishments with payroll, but no employees, during mid-March pay period. (D) denotes figures withheld to avoid disclosing data for individual companies; the data are included in broader industry totals. Detailed industries with 100 or more employees are shown if industry was not a (D). For explanation of terms, abbreviations, and data reliability/comparability, see introductory text]

| NAICS code      | Industry   | Number of employees for week including March 12 | Payroll (\$1,000) |                | Total number of establishments | Number of establishments by employment-size class |            |            |           |           |            |            |            |               |
|-----------------|--|---|-------------------|----------------|--------------------------------|---|------------|------------|-----------|-----------|------------|------------|------------|---------------|
|                 |  |   | First quarter     | Annual         |                                | 1 to 4  | 5 to 9     | 10 to 19   | 20 to 49  | 50 to 99  | 100 to 249 | 250 to 499 | 500 to 999 | 1,000 or more |
| <b>SCOTLAND</b> |  |   |                   |                |                                |   |            |            |           |           |            |            |            |               |
|                 | <b>Total</b> .....   | <b>787</b>                                      | <b>3 521</b>      | <b>15 213</b>  | <b>154</b>                     | <b>110</b>  | <b>24</b>  | <b>16</b>  | <b>2</b>  | <b>1</b>  | <b>1</b>   | -          | -          | -             |
| 23              | Construction .....   | 27  | 73                | 423            | 14                             | 13  | -          | 1          | -         | -         | -          | -          | -          | -             |
| 31-33           | Manufacturing .....  | 134   | 743               | 3 452          | 11                             | 4   | 2          | 4          | -         | 1         | -          | -          | -          | -             |
| 42              | Wholesale trade .....  | 67  | 195               | 920            | 9                              | 5   | 3          | -          | 1         | -         | -          | -          | -          | -             |
| 44-45           | Retail trade .....   | 147   | 560               | 2 364          | 32                             | 20  | 9          | 2          | 1         | -         | -          | -          | -          | -             |
| 48-49           | Transportation & warehousing .....                             | 20  | 104               | 464            | 8                              | 7   | -          | 1          | -         | -         | -          | -          | -          | -             |
| 51              | Information .....  | 14  | 42                | 169            | 3                              | 2   | 1          | -          | -         | -         | -          | -          | -          | -             |
| 52              | Finance & insurance .....                                      | 64  | 340               | 1 343          | 14                             | 9   | 3          | 2          | -         | -         | -          | -          | -          | -             |
| 53              | Real estate & rental & leasing .....                           | 2   | 2                 | 9              | 3                              | 3   | -          | -          | -         | -         | -          | -          | -          | -             |
| 54              | Professional, scientific & technical services .....            | 12  | 41                | 154            | 6                              | 6   | -          | -          | -         | -         | -          | -          | -          | -             |
| 56              | Admin, support, waste mgt, remediation services .....          | (A)   | (D)               | (D)            | 4                              | 3   | 1          | -          | -         | -         | -          | -          | -          | -             |
| 62              | Health care and social assistance .....                        | 161   | 1 025             | 4 239          | 7                              | 3   | 1          | 2          | -         | -         | 1          | -          | -          | -             |
| 622             | Hospitals .....  | (C)   | (D)               | (D)            | 1                              | -   | -          | -          | -         | -         | 1          | -          | -          | -             |
| 6221            | General medical & surgical hospitals .....                     | (C)   | (D)               | (D)            | 1                              | -   | -          | -          | -         | -         | 1          | -          | -          | -             |
| 62211           | General medical & surgical hospitals .....                     | (C)   | (D)               | (D)            | 1                              | -   | -          | -          | -         | -         | 1          | -          | -          | -             |
| 71              | Arts, entertainment & recreation .....                         | (A)   | (D)               | (D)            | 3                              | 3   | -          | -          | -         | -         | -          | -          | -          | -             |
| 72              | Accommodation & food services .....                            | 73  | 141               | 626            | 10                             | 4   | 2          | 4          | -         | -         | -          | -          | -          | -             |
| 81              | Other services (except public administration) .....            | 51  | 174               | 678            | 25                             | 23  | 2          | -          | -         | -         | -          | -          | -          | -             |
| 99              | Unclassified establishments .....                              | 4   | 4                 | 44             | 5                              | 5   | -          | -          | -         | -         | -          | -          | -          | -             |
| <b>SCOTT</b>    |  |   |                   |                |                                |   |            |            |           |           |            |            |            |               |
|                 | <b>Total</b> .....   | <b>14 929</b>                                   | <b>81 009</b>     | <b>348 117</b> | <b>1 205</b>                   | <b>634</b>  | <b>237</b> | <b>177</b> | <b>96</b> | <b>43</b> | <b>15</b>  | <b>1</b>   | <b>2</b>   | <b>-</b>      |
| 11              | Forestry, fishing, hunting, and agriculture support .....      | (A)   | (D)               | (D)            | 8                              | 7   | 1          | -          | -         | -         | -          | -          | -          | -             |
| 21              | Mining .....   | (A)   | (D)               | (D)            | 2                              | -   | 1          | 1          | -         | -         | -          | -          | -          | -             |
| 22              | Utilities .....  | (B)   | (D)               | (D)            | 2                              | -   | -          | -          | 2         | -         | -          | -          | -          | -             |
| 23              | Construction .....   | 864   | 4 701             | 24 560         | 129                            | 82  | 25         | 12         | 8         | 1         | 1          | -          | -          | -             |
| 236             | Construction of Buildings .....                                | 135   | 483               | 2 537          | 35                             | 26  | 4          | 4          | 1         | -         | -          | -          | -          | -             |
| 2361            | Residential Building Construction .....                        | 104   | 313               | 1 841          | 30                             | 24  | 2          | 3          | 1         | -         | -          | -          | -          | -             |
| 23611           | Residential Building Construction .....                        | 104   | 313               | 1 841          | 30                             | 24  | 2          | 3          | 1         | -         | -          | -          | -          | -             |
| 237             | Heavy and Civil Engineering Construction .....                 | 170   | 1 272             | 7 670          | 16                             | 10  | 1          | 2          | 2         | 1         | -          | -          | -          | -             |
| 2371            | Utility System Construction .....                              | 121   | 967               | 4 125          | 5                              | 2   | -          | 1          | 1         | 1         | -          | -          | -          | -             |
| 238             | Specialty Trade Contractors .....                              | 559   | 2 946             | 14 353         | 78                             | 46  | 20         | 6          | 5         | -         | 1          | -          | -          | -             |
| 2381            | Foundation, Structure, and Building Exterior Contractors ..... | 111   | 416               | 2 650          | 20                             | 10  | 7          | 2          | 1         | -         | -          | -          | -          | -             |
| 2382            | Building Equipment Contractors .....                           | 147   | 878               | 4 311          | 22                             | 13  | 5          | 2          | 2         | -         | -          | -          | -          | -             |
| 2383            | Building Finishing Contractors .....                           | 255   | 1 408             | 6 060          | 25                             | 16  | 5          | 1          | 2         | -         | 1          | -          | -          | -             |
| 23831           | Drywall and Insulation Contractors .....                       | 188   | 1 010             | 4 219          | 9                              | 4   | 3          | -          | 1         | -         | 1          | -          | -          | -             |
| 238310          | Drywall and Insulation Contractors .....                       | 188   | 1 010             | 4 219          | 9                              | 4   | 3          | -          | 1         | -         | 1          | -          | -          | -             |
| 31-33           | Manufacturing .....  | 2 568   | 16 493            | 74 881         | 74                             | 21  | 9          | 18         | 15        | 6         | 4          | -          | 1          | -             |
| 311             | Food mfg .....   | (F)   | (D)               | (D)            | 5                              | 3   | -          | 1          | -         | -         | -          | -          | 1          | -             |
| 3115            | Dairy product mfg .....  | (F)   | (D)               | (D)            | 1                              | -   | -          | -          | -         | -         | -          | -          | 1          | -             |
| 31152           | Ice cream & frozen dessert mfg .....                           | (F)   | (D)               | (D)            | 1                              | -   | -          | -          | -         | -         | -          | -          | 1          | -             |
| 312             | Beverage & tobacco product mfg .....                           | (C)   | (D)               | (D)            | 2                              | 1   | -          | -          | -         | -         | 1          | -          | -          | -             |
| 3121            | Beverage mfg .....   | (C)   | (D)               | (D)            | 2                              | 1   | -          | -          | -         | -         | 1          | -          | -          | -             |
| 31211           | Soft drink & ice mfg .....                                     | (C)   | (D)               | (D)            | 1                              | -   | -          | -          | -         | -         | 1          | -          | -          | -             |
| 321             | Wood product mfg .....   | 341   | 1 717             | 10 723         | 5                              | 1   | -          | -          | 1         | 2         | 1          | -          | -          | -             |
| 3219            | Other wood product mfg .....                                   | (E)   | (D)               | (D)            | 4                              | 1   | -          | -          | 1         | 1         | 1          | -          | -          | -             |
| 32191           | Millwork .....   | (C)   | (D)               | (D)            | 1                              | -   | -          | -          | -         | -         | 1          | -          | -          | -             |
| 32199           | All other wood product mfg .....                               | (C)   | (D)               | (D)            | 3                              | 1   | -          | -          | 1         | 1         | -          | -          | -          | -             |
| 332             | Fabricated metal product mfg .....                             | 189   | 1 431             | 5 775          | 11                             | 5   | 1          | 1          | 3         | 1         | -          | -          | -          | -             |
| 3323            | Architectural & structural metals mfg .....                    | 158   | 1 219             | 4 885          | 6                              | 2   | -          | -          | 3         | 1         | -          | -          | -          | -             |
| 33231           | Plate work & fabricated structural prod mfg ...                | (C)   | (D)               | (D)            | 3                              | 1   | -          | -          | 1         | 1         | -          | -          | -          | -             |
| 335             | Electrical equip, appliance & component mfg .....              | (E)   | (D)               | (D)            | 2                              | -   | -          | -          | -         | -         | 2          | -          | -          | -             |
| 3359            | Other electrical equipment & component mfg ...                 | (E)   | (D)               | (D)            | 2                              | -   | -          | -          | -         | -         | 2          | -          | -          | -             |
| 33592           | Communication & energy wire & cable mfg ...                    | (E)   | (D)               | (D)            | 2                              | -   | -          | -          | -         | -         | 2          | -          | -          | -             |
| 336             | Transportation equipment mfg .....                             | 327   | 1 770             | 7 964          | 13                             | -   | 2          | 6          | 4         | 1         | -          | -          | -          | -             |
| 3362            | Motor vehicle body & trailer mfg .....                         | (E)   | (D)               | (D)            | 12                             | -   | 2          | 5          | 4         | 1         | -          | -          | -          | -             |
| 33621           | Motor vehicle body & trailer mfg .....                         | (E)   | (D)               | (D)            | 12                             | -   | 2          | 5          | 4         | 1         | -          | -          | -          | -             |

See footnotes at end of table.

**Table 6. Counties—Employees, Payroll, and Establishments by Industry: 2003—Con.**

[Excludes most government employees, railroad employees, and self-employed persons. Size class 1 to 4 includes establishments with payroll, but no employees, during mid-March pay period. (D) denotes figures withheld to avoid disclosing data for individual companies; the data are included in broader industry totals. Detailed industries with 100 or more employees are shown if industry was not a (D). For explanation of terms, abbreviations, and data reliability/comparability, see introductory text]

| NAICS code        | Industry  | Number of employees for week including March 12 | Payroll (\$1,000) |               | Total number of establishments | Number of establishments by employment-size class |           |           |           |          |            |            |            |               |  |
|-------------------|---|---|-------------------|---------------|--------------------------------|---|-----------|-----------|-----------|----------|------------|------------|------------|---------------|--|
|                   |   |   | First quarter     | Annual        |                                | 1 to 4  | 5 to 9    | 10 to 19  | 20 to 49  | 50 to 99 | 100 to 249 | 250 to 499 | 500 to 999 | 1,000 or more |  |
| <b>SCOTT—Con.</b> |   |   |                   |               |                                |   |           |           |           |          |            |            |            |               |  |
| <b>42</b>         | <b>Wholesale trade</b>  | <b>928</b>                                      | <b>6 058</b>      | <b>26 317</b> | <b>73</b>                      | <b>25</b>   | <b>20</b> | <b>17</b> | <b>7</b>  | <b>4</b> | —          | —          | —          | —             |  |
| 423               | Merchant Wholesalers, Durable Goods                                     | 521   | 3 388             | 15 660        | 48                             | 18  | 11        | 13        | 5         | 1        | —          | —          | —          | —             |  |
| 4231              | Motor Vehicle and Motor Vehicle Parts and Supplies Merchant Wholesalers | 206   | 1 357             | 6 366         | 12                             | 5   | 1         | 3         | 2         | 1        | —          | —          | —          | —             |  |
| 42311             | Automobile and Other Motor Vehicle Merchant Wholesalers                 | 147   | 902               | 4 269         | 5                              | 1   | —         | 2         | 1         | 1        | —          | —          | —          | —             |  |
| 423110            | Automobile and Other Motor Vehicle Merchant Wholesalers                 | 147   | 902               | 4 269         | 5                              | 1   | —         | 2         | 1         | 1        | —          | —          | —          | —             |  |
| 4238              | Machinery, Equipment, and Supplies Merchant Wholesalers                 | 204   | 1 457             | 6 693         | 21                             | 6   | 5         | 9         | 1         | —        | —          | —          | —          | —             |  |
| 42382             | Farm and Garden Machinery and Equipment Merchant Wholesalers            | 124   | 838               | 4 054         | 11                             | 2   | 3         | 5         | 1         | —        | —          | —          | —          | —             |  |
| 423820            | Farm and Garden Machinery and Equipment Merchant Wholesalers            | 124   | 838               | 4 054         | 11                             | 2   | 3         | 5         | 1         | —        | —          | —          | —          | —             |  |
| 424               | Merchant Wholesalers, Nondurable Goods                                  | (E)   | (D)               | (D)           | 24                             | 7   | 9         | 3         | 2         | 3        | —          | —          | —          | —             |  |
| 4245              | Farm Product Raw Material Merchant Wholesalers                          | (C)   | (D)               | (D)           | 3                              | 1   | —         | 1         | —         | 1        | —          | —          | —          | —             |  |
| 42451             | Grain and Field Bean Merchant Wholesalers                               | (C)   | (D)               | (D)           | 3                              | 1   | —         | 1         | —         | 1        | —          | —          | —          | —             |  |
| <b>44-45</b>      | <b>Retail trade</b>   | <b>2 394</b>                                    | <b>10 739</b>     | <b>44 063</b> | <b>224</b>                     | <b>99</b>   | <b>68</b> | <b>37</b> | <b>14</b> | <b>4</b> | <b>1</b>   | <b>1</b>   | —          | —             |  |
| 441               | Motor vehicle & parts dealers   | 244   | 1 642             | 7 500         | 27                             | 16  | 4         | 4         | 2         | 1        | —          | —          | —          | —             |  |
| 4411              | Automobile dealers  | 168   | 1 240             | 5 534         | 15                             | 9   | 2         | 1         | 2         | 1        | —          | —          | —          | —             |  |
| 44111             | New car dealers   | 129   | 982               | 4 444         | 3                              | —   | —         | —         | 2         | 1        | —          | —          | —          | —             |  |
| 441110            | New car dealers   | 129   | 982               | 4 444         | 3                              | —   | —         | —         | 2         | 1        | —          | —          | —          | —             |  |
| 444               | Bldg material & garden equip & supp dealers                             | 301   | 1 713             | 6 610         | 27                             | 11  | 8         | 5         | 2         | —        | 1          | —          | —          | —             |  |
| 4441              | Building material & supplies dealers                                    | 237   | 1 561             | 5 858         | 19                             | 6   | 7         | 4         | 1         | —        | 1          | —          | —          | —             |  |
| 44411             | Home centers  | (C)   | (D)               | (D)           | 2                              | —   | —         | 1         | —         | —        | 1          | —          | —          | —             |  |
| 445               | Food & beverage stores  | 296   | 916               | 3 365         | 20                             | 9   | 2         | 4         | 4         | 1        | —          | —          | —          | —             |  |
| 4451              | Grocery stores  | (E)   | (D)               | (D)           | 17                             | 8   | 1         | 3         | 4         | 1        | —          | —          | —          | —             |  |
| 44511             | Grocery (except convenience) stores                                     | 258   | 809               | 2 921         | 12                             | 4   | 1         | 2         | 4         | 1        | —          | —          | —          | —             |  |
| 445110            | Grocery (except convenience) stores                                     | 258   | 809               | 2 921         | 12                             | 4   | 1         | 2         | 4         | 1        | —          | —          | —          | —             |  |
| 447               | Gasoline stations   | 336   | 1 204             | 5 420         | 36                             | 10  | 13        | 11        | 2         | —        | —          | —          | —          | —             |  |
| 4471              | Gasoline stations   | 336   | 1 204             | 5 420         | 36                             | 10  | 13        | 11        | 2         | —        | —          | —          | —          | —             |  |
| 44711             | Gasoline stations with convenience stores                               | 193   | 558               | 2 445         | 24                             | 5   | 11        | 8         | —         | —        | —          | —          | —          | —             |  |
| 447110            | Gasoline stations with convenience stores                               | 193   | 558               | 2 445         | 24                             | 5   | 11        | 8         | —         | —        | —          | —          | —          | —             |  |
| 44719             | Other gasoline stations   | 143   | 646               | 2 975         | 12                             | 5   | 2         | 3         | 2         | —        | —          | —          | —          | —             |  |
| 447190            | Other gasoline stations   | 143   | 646               | 2 975         | 12                             | 5   | 2         | 3         | 2         | —        | —          | —          | —          | —             |  |
| 448               | Clothing & clothing accessories stores                                  | 208   | 608               | 2 763         | 29                             | 10  | 15        | 3         | —         | 1        | —          | —          | —          | —             |  |
| 4481              | Clothing stores   | 163   | 486               | 2 257         | 19                             | 6   | 9         | 3         | —         | 1        | —          | —          | —          | —             |  |
| 452               | General merchandise stores  | 523   | 2 118             | 8 176         | 11                             | 4   | 5         | 1         | —         | —        | —          | 1          | —          | —             |  |
| 4529              | Other general merchandise stores  | 523   | 2 118             | 8 176         | 11                             | 4   | 5         | 1         | —         | —        | —          | 1          | —          | —             |  |
| 45291             | Warehouse clubs & superstores   | (E)   | (D)               | (D)           | 1                              | —   | —         | —         | —         | —        | —          | 1          | —          | —             |  |
| 453               | Miscellaneous store retailers   | 102   | 372               | 1 593         | 21                             | 11  | 8         | 1         | 1         | —        | —          | —          | —          | —             |  |
| 454               | Nonstore retailers  | 113   | 682               | 2 869         | 4                              | —   | —         | 2         | 1         | 1        | —          | —          | —          | —             |  |
| <b>48-49</b>      | <b>Transportation &amp; warehousing</b>                                 | <b>977</b>                                      | <b>6 934</b>      | <b>27 735</b> | <b>72</b>                      | <b>37</b>   | <b>13</b> | <b>10</b> | <b>6</b>  | <b>4</b> | <b>2</b>   | —          | —          | —             |  |
| 484               | Truck transportation  | 463   | 3 623             | 15 383        | 45                             | 28  | 7         | 4         | 3         | 2        | 1          | —          | —          | —             |  |
| 4841              | General freight trucking  | (E)   | (D)               | (D)           | 31                             | 20  | 3         | 3         | 2         | 2        | 1          | —          | —          | —             |  |
| 48412             | General freight trucking, long-distance                                 | 370   | 3 059             | 12 827        | 27                             | 17  | 3         | 2         | 2         | 2        | 1          | —          | —          | —             |  |
| 484121            | General freight trucking, long-distance, TL                             | 276   | 1 715             | 7 478         | 22                             | 16  | 1         | 1         | 2         | 1        | 1          | —          | —          | —             |  |
| 485               | Transit & ground passenger transportation                               | 105   | 240               | 892           | 4                              | 2   | 1         | —         | —         | 1        | —          | —          | —          | —             |  |
| 492               | Couriers & messengers   | (C)   | (D)               | (D)           | 7                              | 3   | —         | 1         | 2         | 1        | —          | —          | —          | —             |  |
| 4921              | Couriers  | (C)   | (D)               | (D)           | 5                              | 1   | —         | 1         | 2         | 1        | —          | —          | —          | —             |  |
| 49211             | Couriers  | (C)   | (D)               | (D)           | 5                              | 1   | —         | 1         | 2         | 1        | —          | —          | —          | —             |  |
| 493               | Warehousing & storage   | 186   | 1 204             | 4 455         | 5                              | 1   | —         | 2         | 1         | —        | 1          | —          | —          | —             |  |
| 4931              | Warehousing & storage   | 186   | 1 204             | 4 455         | 5                              | 1   | —         | 2         | 1         | —        | 1          | —          | —          | —             |  |
| 49311             | General warehousing & storage   | (C)   | (D)               | (D)           | 3                              | 1   | —         | 1         | —         | —        | 1          | —          | —          | —             |  |
| <b>51</b>         | <b>Information</b>  | <b>263</b>                                      | <b>1 912</b>      | <b>7 427</b>  | <b>20</b>                      | <b>8</b>  | <b>3</b>  | <b>7</b>  | —         | <b>2</b> | —          | —          | —          | —             |  |
| 517               | Telecommunications  | 178   | 1 564             | 5 952         | 17                             | 8   | 3         | 5         | —         | 1        | —          | —          | —          | —             |  |
| 5175              | Cable and Other Program Distribution                                    | (C)   | (D)               | (D)           | 10                             | 3   | 2         | 4         | —         | 1        | —          | —          | —          | —             |  |
| 51751             | Cable and Other Program Distribution                                    | (C)   | (D)               | (D)           | 10                             | 3   | 2         | 4         | —         | 1        | —          | —          | —          | —             |  |
| <b>52</b>         | <b>Finance &amp; insurance</b>  | <b>487</b>                                      | <b>4 156</b>      | <b>16 522</b> | <b>71</b>                      | <b>43</b>   | <b>13</b> | <b>10</b> | <b>4</b>  | —        | <b>1</b>   | —          | —          | —             |  |
| 522               | Credit intermediation & related activities                              | 335   | 2 611             | 10 961        | 38                             | 20  | 9         | 6         | 2         | —        | 1          | —          | —          | —             |  |
| 5221              | Depository credit intermediation  | 274   | 1 997             | 8 823         | 19                             | 5   | 6         | 5         | 2         | —        | 1          | —          | —          | —             |  |
| 52211             | Commercial banking  | 274   | 1 997             | 8 823         | 19                             | 5   | 6         | 5         | 2         | —        | 1          | —          | —          | —             |  |
| 522110            | Commercial banking  | 274   | 1 997             | 8 823         | 19                             | 5   | 6         | 5         | 2         | —        | 1          | —          | —          | —             |  |
| 524               | Insurance carriers & related activities                                 | (C)   | (D)               | (D)           | 26                             | 19  | 1         | 4         | 2         | —        | —          | —          | —          | —             |  |
| <b>53</b>         | <b>Real estate &amp; rental &amp; leasing</b>                           | <b>130</b>                                      | <b>667</b>        | <b>2 959</b>  | <b>43</b>                      | <b>36</b>   | <b>3</b>  | <b>4</b>  | —         | —        | —          | —          | —          | —             |  |
| <b>54</b>         | <b>Professional, scientific &amp; technical services</b>                | <b>405</b>                                      | <b>3 174</b>      | <b>13 233</b> | <b>71</b>                      | <b>45</b>   | <b>14</b> | <b>9</b>  | <b>2</b>  | <b>1</b> | —          | —          | —          | —             |  |
| 541               | Professional, scientific & technical services                           | 405   | 3 174             | 13 233        | 71                             | 45  | 14        | 9         | 2         | 1        | —          | —          | —          | —             |  |
| 5412              | Accounting, tax prep, bookkeep, payroll services                        | 197   | 1 514             | 6 045         | 28                             | 15  | 9         | 2         | 1         | 1        | —          | —          | —          | —             |  |
| 54121             | Accounting, tax prep, bookkeep, payroll services                        | 197   | 1 514             | 6 045         | 28                             | 15  | 9         | 2         | 1         | 1        | —          | —          | —          | —             |  |
| <b>55</b>         | <b>Management of companies &amp; enterprises</b>                        | <b>(B)</b>                                      | <b>(D)</b>        | <b>(D)</b>    | <b>2</b>                       | —   | <b>1</b>  | —         | —         | <b>1</b> | —          | —          | —          | —             |  |

See footnotes at end of table.

**Table 6. Counties—Employees, Payroll, and Establishments by Industry: 2003—Con.**

[Excludes most government employees, railroad employees, and self-employed persons. Size class 1 to 4 includes establishments with payroll, but no employees, during mid-March pay period. (D) denotes figures withheld to avoid disclosing data for individual companies; the data are included in broader industry totals. Detailed industries with 100 or more employees are shown if industry was not a (D). For explanation of terms, abbreviations, and data reliability/comparability, see introductory text]

| NAICS code        | Industry   | Number of employees for week including March 12 | Payroll (\$1,000) |               | Total number of establishments | Number of establishments by employment-size class |           |           |           |           |            |            |            |               |
|-------------------|--|---|-------------------|---------------|--------------------------------|---|-----------|-----------|-----------|-----------|------------|------------|------------|---------------|
|                   |  |   | First quarter     | Annual        |                                | 1 to 4  | 5 to 9    | 10 to 19  | 20 to 49  | 50 to 99  | 100 to 249 | 250 to 499 | 500 to 999 | 1,000 or more |
| <b>SCOTT—Con.</b> |  |   |                   |               |                                |   |           |           |           |           |            |            |            |               |
| <b>56</b>         | <b>Admin. support, waste mgmt, remediation services</b>    | <b>499</b>                                      | <b>2 386</b>      | <b>9 554</b>  | <b>33</b>                      | <b>22</b>   | <b>2</b>  | <b>5</b>  | <b>2</b>  | <b>—</b>  | <b>2</b>   | <b>—</b>   | <b>—</b>   | <b>—</b>      |
| 561               | Administrative & support services                          | (E)   | (D)               | (D)           | 32                             | 22  | 2         | 5         | 1         | —         | 2          | —          | —          | —             |
| 5613              | Employment services  | (C)   | (D)               | (D)           | 5                              | 3   | —         | 1         | —         | —         | 1          | —          | —          | —             |
| 56132             | Temporary help services                                    | (C)   | (D)               | (D)           | 3                              | 1   | —         | 1         | —         | —         | 1          | —          | —          | —             |
| 5616              | Investigation & security services                          | (C)   | (D)               | (D)           | 2                              | —   | 1         | —         | —         | —         | 1          | —          | —          | —             |
| 56161             | Investigation, guard & armored car services                | (C)   | (D)               | (D)           | 2                              | —   | 1         | —         | —         | —         | 1          | —          | —          | —             |
| <b>61</b>         | <b>Educational services</b>                                | <b>20</b>                                       | <b>55</b>         | <b>248</b>    | <b>5</b>                       | <b>3</b>  | <b>2</b>  | <b>—</b>  | <b>—</b>  | <b>—</b>  | <b>—</b>   | <b>—</b>   | <b>—</b>   | <b>—</b>      |
| <b>62</b>         | <b>Health care and social assistance</b>                   | <b>3 014</b>                                    | <b>15 567</b>     | <b>65 561</b> | <b>121</b>                     | <b>54</b>   | <b>28</b> | <b>9</b>  | <b>11</b> | <b>15</b> | <b>3</b>   | <b>—</b>   | <b>1</b>   | <b>—</b>      |
| 621               | Ambulatory health care services                            | 687   | 4 219             | 18 291        | 59                             | 32  | 15        | 4         | 4         | 3         | 1          | —          | —          | —             |
| 6211              | Offices of physicians                                      | 172   | 1 516             | 6 147         | 19                             | 9   | 5         | 3         | 1         | 1         | —          | —          | —          | —             |
| 62111             | Offices of physicians                                      | 172   | 1 516             | 6 147         | 19                             | 9   | 5         | 3         | 1         | 1         | —          | —          | —          | —             |
| 6213              | Offices of other health practitioners                      | 223   | 1 152             | 4 870         | 16                             | 11  | 3         | —         | 1         | —         | 1          | —          | —          | —             |
| 62134             | Offices of PT, OT, speech therapy & audiology              | (C)   | (D)               | (D)           | 3                              | 1   | —         | —         | 1         | —         | 1          | —          | —          | —             |
| 6216              | Home health care services                                  | 157   | 623               | 2 747         | 4                              | —   | —         | 1         | 2         | 1         | —          | —          | —          | —             |
| 62161             | Home health care services                                  | 157   | 623               | 2 747         | 4                              | —   | —         | 1         | 2         | 1         | —          | —          | —          | —             |
| 621610            | Home health care services                                  | 157   | 623               | 2 747         | 4                              | —   | —         | 1         | 2         | 1         | —          | —          | —          | —             |
| 622               | Hospitals  | (F)   | (D)               | (D)           | 1                              | —   | —         | —         | —         | —         | —          | —          | 1          | —             |
| 6221              | General medical & surgical hospitals                       | (F)   | (D)               | (D)           | 1                              | —   | —         | —         | —         | —         | —          | —          | 1          | —             |
| 62211             | General medical & surgical hospitals                       | (F)   | (D)               | (D)           | 1                              | —   | —         | —         | —         | —         | —          | —          | 1          | —             |
| 623               | Nursing & residential care facilities                      | 1 009   | 3 385             | 15 302        | 23                             | 6   | 2         | 1         | 3         | 10        | 1          | —          | —          | —             |
| 6231              | Nursing care facilities                                    | 773   | 2 702             | 12 237        | 16                             | 4   | 1         | —         | 1         | 10        | —          | —          | —          | —             |
| 62311             | Nursing care facilities                                    | 773   | 2 702             | 12 237        | 16                             | 4   | 1         | —         | 1         | 10        | —          | —          | —          | —             |
| 623110            | Nursing care facilities                                    | 773   | 2 702             | 12 237        | 16                             | 4   | 1         | —         | 1         | 10        | —          | —          | —          | —             |
| 6233              | Community care facilities for the elderly                  | 182   | 525               | 2 377         | 4                              | 1   | —         | 1         | 1         | —         | 1          | —          | —          | —             |
| 62331             | Community care facilities for the elderly                  | 182   | 525               | 2 377         | 4                              | 1   | —         | 1         | 1         | —         | 1          | —          | —          | —             |
| 624               | Social assistance  | (F)   | (D)               | (D)           | 38                             | 16  | 11        | 4         | 4         | 2         | 1          | —          | —          | —             |
| 6241              | Individual & family services                               | (E)   | (D)               | (D)           | 13                             | 5   | 2         | 1         | 3         | 2         | —          | —          | —          | —             |
| 62412             | Services for elderly & disabled persons                    | 191   | 540               | 2 231         | 6                              | 2   | 1         | —         | 1         | 2         | —          | —          | —          | —             |
| 624120            | Services for elderly & disabled persons                    | 191   | 540               | 2 231         | 6                              | 2   | 1         | —         | 1         | 2         | —          | —          | —          | —             |
| 6243              | Vocational rehabilitation services                         | (C)   | (D)               | (D)           | 2                              | 1   | —         | —         | —         | —         | 1          | —          | —          | —             |
| 62431             | Vocational rehabilitation services                         | (C)   | (D)               | (D)           | 2                              | 1   | —         | —         | —         | —         | 1          | —          | —          | —             |
| 6244              | Child day care services                                    | 134   | 339               | 1 355         | 19                             | 9   | 6         | 3         | 1         | —         | —          | —          | —          | —             |
| 62441             | Child day care services                                    | 134   | 339               | 1 355         | 19                             | 9   | 6         | 3         | 1         | —         | —          | —          | —          | —             |
| 624410            | Child day care services                                    | 134   | 339               | 1 355         | 19                             | 9   | 6         | 3         | 1         | —         | —          | —          | —          | —             |
| <b>71</b>         | <b>Arts, entertainment &amp; recreation</b>                | <b>(B)</b>                                      | <b>(D)</b>        | <b>(D)</b>    | <b>12</b>                      | <b>10</b>   | <b>2</b>  | <b>—</b>  | <b>—</b>  | <b>—</b>  | <b>—</b>   | <b>—</b>   | <b>—</b>   | <b>—</b>      |
| <b>72</b>         | <b>Accommodation &amp; food services</b>                   | <b>1 431</b>                                    | <b>3 508</b>      | <b>14 939</b> | <b>82</b>                      | <b>22</b>   | <b>17</b> | <b>19</b> | <b>18</b> | <b>5</b>  | <b>931</b> | <b>—</b>   | <b>—</b>   | <b>—</b>      |
| 721               | Accommodation  | 134   | 323               | 1 315         | 8                              | 2   | 1         | 4         | —         | 1         | —          | —          | —          | —             |
| 7211              | Traveler accommodation                                     | (C)   | (D)               | (D)           | 7                              | 1   | 1         | 4         | —         | 1         | —          | —          | —          | —             |
| 72111             | Hotels (exc casino hotels) & motels                        | (C)   | (D)               | (D)           | 7                              | 1   | 1         | 4         | —         | 1         | —          | —          | —          | —             |
| 722               | Food services & drinking places                            | 1 297   | 3 185             | 13 624        | 74                             | 20  | 16        | 15        | 18        | 4         | 1          | —          | —          | —             |
| 7221              | Full-service restaurants                                   | 443   | 1 461             | 6 326         | 34                             | 12  | 10        | 8         | 2         | 1         | 1          | —          | —          | —             |
| 72211             | Full-service restaurants                                   | 443   | 1 461             | 6 326         | 34                             | 12  | 10        | 8         | 2         | 1         | 1          | —          | —          | —             |
| 722110            | Full-service restaurants                                   | 443   | 1 461             | 6 326         | 34                             | 12  | 10        | 8         | 2         | 1         | 1          | —          | —          | —             |
| 7222              | Limited-service eating places                              | 801   | 1 658             | 7 012         | 33                             | 4   | 5         | 5         | 16        | 3         | —          | —          | —          | —             |
| 72221             | Limited-service eating places                              | 801   | 1 658             | 7 012         | 33                             | 4   | 5         | 5         | 16        | 3         | —          | —          | —          | —             |
| 722211            | Limited-service restaurants                                | 779   | 1 627             | 6 864         | 29                             | 3   | 2         | 5         | 16        | 3         | —          | —          | —          | —             |
| <b>81</b>         | <b>Other services (except public administration)</b>       | <b>737</b>                                      | <b>2 596</b>      | <b>10 913</b> | <b>128</b>                     | <b>87</b>   | <b>15</b> | <b>19</b> | <b>7</b>  | <b>—</b>  | <b>—</b>   | <b>—</b>   | <b>—</b>   | <b>—</b>      |
| 811               | Repair & maintenance                                       | 214   | 1 006             | 4 256         | 37                             | 26  | 4         | 4         | 3         | —         | —          | —          | —          | —             |
| 8111              | Automotive repair & maintenance                            | (C)   | (D)               | (D)           | 26                             | 21  | 1         | 2         | 2         | —         | —          | —          | —          | —             |
| 812               | Personal & laundry services                                | 123   | 534               | 2 217         | 24                             | 18  | 4         | 1         | 1         | —         | —          | —          | —          | —             |
| 813               | Religious, grantmaking, civic, prof & like organizations   | 400   | 1 056             | 4 440         | 67                             | 43  | 7         | 14        | 3         | —         | —          | —          | —          | —             |
| 8131              | Religious organizations                                    | 285   | 736               | 3 061         | 46                             | 30  | 6         | 7         | 3         | —         | —          | —          | —          | —             |
| 81311             | Religious organizations                                    | 285   | 736               | 3 061         | 46                             | 30  | 6         | 7         | 3         | —         | —          | —          | —          | —             |
| 813110            | Religious organizations                                    | 285   | 736               | 3 061         | 46                             | 30  | 6         | 7         | 3         | —         | —          | —          | —          | —             |
| 8134              | Civic & social organizations                               | 103   | 265               | 1 139         | 14                             | 7   | —         | 7         | —         | —         | —          | —          | —          | —             |
| 81341             | Civic & social organizations                               | 103   | 265               | 1 139         | 14                             | 7   | —         | 7         | —         | —         | —          | —          | —          | —             |
| 813410            | Civic & social organizations                               | 103   | 265               | 1 139         | 14                             | 7   | —         | 7         | —         | —         | —          | —          | —          | —             |
| <b>99</b>         | <b>Unclassified establishments</b>                         | <b>19</b>                                       | <b>48</b>         | <b>226</b>    | <b>33</b>                      | <b>33</b>   | <b>—</b>  | <b>—</b>  | <b>—</b>  | <b>—</b>  | <b>—</b>   | <b>—</b>   | <b>—</b>   | <b>—</b>      |
| <b>SHANNON</b>    |  |   |                   |               |                                |   |           |           |           |           |            |            |            |               |
|                   | <b>Total</b>   | <b>1 127</b>                                    | <b>5 127</b>      | <b>19 545</b> | <b>164</b>                     | <b>111</b>  | <b>27</b> | <b>17</b> | <b>6</b>  | <b>1</b>  | <b>2</b>   | <b>—</b>   | <b>—</b>   | <b>—</b>      |
| <b>11</b>         | <b>Forestry, fishing, hunting, and agriculture support</b> | <b>(A)</b>                                      | <b>(D)</b>        | <b>(D)</b>    | <b>3</b>                       | <b>3</b>  | <b>—</b>  | <b>—</b>  | <b>—</b>  | <b>—</b>  | <b>—</b>   | <b>—</b>   | <b>—</b>   | <b>—</b>      |
| <b>21</b>         | <b>Mining</b>  | <b>(A)</b>                                      | <b>(D)</b>        | <b>(D)</b>    | <b>1</b>                       | <b>—</b>  | <b>1</b>  | <b>—</b>  | <b>—</b>  | <b>—</b>  | <b>—</b>   | <b>—</b>   | <b>—</b>   | <b>—</b>      |
| <b>23</b>         | <b>Construction</b>  | <b>(A)</b>                                      | <b>(D)</b>        | <b>(D)</b>    | <b>2</b>                       | <b>2</b>  | <b>—</b>  | <b>—</b>  | <b>—</b>  | <b>—</b>  | <b>—</b>   | <b>—</b>   | <b>—</b>   | <b>—</b>      |

See footnotes at end of table.

**Table 6. Counties—Employees, Payroll, and Establishments by Industry: 2003—Con.**

[Excludes most government employees, railroad employees, and self-employed persons. Size class 1 to 4 includes establishments with payroll, but no employees, during mid-March pay period. (D) denotes figures withheld to avoid disclosing data for individual companies; the data are included in broader industry totals. Detailed industries with 100 or more employees are shown if industry was not a (D). For explanation of terms, abbreviations, and data reliability/comparability, see introductory text]

| NAICS code          | Industry  | Number of employees for week including March 12 | Payroll (\$1,000) |        | Total number of establishments | Number of establishments by employment-size class |        |          |          |          |            |            |            |               |  |
|---------------------|---|---|-------------------|--------|--------------------------------|---|--------|----------|----------|----------|------------|------------|------------|---------------|--|
|                     |   |   | First quarter     | Annual |                                | 1 to 4  | 5 to 9 | 10 to 19 | 20 to 49 | 50 to 99 | 100 to 249 | 250 to 499 | 500 to 999 | 1,000 or more |  |
| <b>SHANNON—Con.</b> |   |   |                   |        |                                |   |        |          |          |          |            |            |            |               |  |
| 31-33               | <b>Manufacturing</b> .....                                | 522   | 3 120             | 10 498 | 25                             | 10  | 5      | 7        | —        | 1        | 2          | —          | —          | —             |  |
| 315                 | Apparel manufacturing .....                               | (C)   | (D)               | (D)    | 1                              | —   | —      | —        | —        | —        | 1          | —          | —          | —             |  |
| 3159                | Apparel accessories & other apparel mfg .....             | (C)   | (D)               | (D)    | 1                              | —   | —      | —        | —        | —        | 1          | —          | —          | —             |  |
| 31599               | Apparel accessories & other apparel mfg .....             | (C)   | (D)               | (D)    | 1                              | —   | —      | —        | —        | —        | 1          | —          | —          | —             |  |
| 321                 | Wood product mfg .....                                    | 318   | 1 230             | 5 317  | 20                             | 7   | 5      | 6        | —        | 1        | 1          | —          | —          | —             |  |
| 3219                | Other wood product mfg .....                              | 244   | 1 020             | 4 496  | 8                              | 2   | 1      | 3        | —        | 1        | 1          | —          | —          | —             |  |
| 32191               | Millwork .....  | (C)   | (D)               | (D)    | 5                              | 1   | 1      | 2        | —        | —        | 1          | —          | —          | —             |  |
| 42                  | Wholesale trade .....                                     | 50  | 174               | 775    | 8                              | 4   | 2      | 2        | —        | —        | —          | —          | —          | —             |  |
| 44-45               | Retail trade .....  | 176   | 428               | 1 867  | 24                             | 13  | 6      | 3        | 2        | —        | —          | —          | —          | —             |  |
| 48-49               | Transportation & warehousing .....                        | 42  | 222               | 853    | 11                             | 8   | 2      | 1        | —        | —        | —          | —          | —          | —             |  |
| 51                  | Information .....   | (A)   | (D)               | (D)    | 2                              | 1   | 1      | —        | —        | —        | —          | —          | —          | —             |  |
| 52                  | Finance & insurance .....                                 | (B)   | (D)               | (D)    | 4                              | 1   | 1      | 1        | 1        | —        | —          | —          | —          | —             |  |
| 53                  | Real estate & rental & leasing .....                      | 4   | 9                 | 245    | 7                              | 7   | —      | —        | —        | —        | —          | —          | —          | —             |  |
| 54                  | Professional, scientific & technical services .....       | 12  | 52                | 215    | 4                              | 4   | —      | —        | —        | —        | —          | —          | —          | —             |  |
| 56                  | Admin, support, waste mgt, remediation services .....     | (A)   | (D)               | (D)    | 2                              | 2   | —      | —        | —        | —        | —          | —          | —          | —             |  |
| 62                  | Health care and social assistance .....                   | 120   | 454               | 1 988  | 17                             | 11  | 3      | —        | 3        | —        | —          | —          | —          | —             |  |
| 624                 | Social assistance .....                                   | (C)   | (D)               | (D)    | 11                             | 6   | 2      | —        | 3        | —        | —          | —          | —          | —             |  |
| 71                  | Arts, entertainment & recreation .....                    | (A)   | (D)               | (D)    | 1                              | —   | 1      | —        | —        | —        | —          | —          | —          | —             |  |
| 72                  | Accommodation & food services .....                       | 78  | 98                | 665    | 15                             | 9   | 3      | 3        | —        | —        | —          | —          | —          | —             |  |
| 81                  | Other services (except public administration) .....       | 33  | 105               | 445    | 20                             | 18  | 2      | —        | —        | —        | —          | —          | —          | —             |  |
| 99                  | Unclassified establishments .....                         | 13  | 34                | 124    | 18                             | 18  | —      | —        | —        | —        | —          | —          | —          | —             |  |
| <b>SHELBY</b>       |   |   |                   |        |                                |   |        |          |          |          |            |            |            |               |  |
|                     | <b>Total</b> .....  | 1 333   | 5 764             | 25 255 | 205                            | 132   | 39     | 23       | 9        | 1        | 1          | —          | —          | —             |  |
| 11                  | Forestry, fishing, hunting, and agriculture support ..... | (A)   | (D)               | (D)    | 3                              | 1   | 2      | —        | —        | —        | —          | —          | —          | —             |  |
| 21                  | Mining .....  | (A)   | (D)               | (D)    | 2                              | 1   | —      | 1        | —        | —        | —          | —          | —          | —             |  |
| 23                  | Construction .....  | 123   | 589               | 3 091  | 17                             | 11  | 2      | 1        | 3        | —        | —          | —          | —          | —             |  |
| 31-33               | <b>Manufacturing</b> .....                                | 286   | 1 767             | 7 595  | 7                              | 3   | 1      | 1        | 1        | —        | 1          | —          | —          | —             |  |
| 331                 | Primary metal mfg .....                                   | (C)   | (D)               | (D)    | 2                              | 1   | —      | —        | —        | —        | 1          | —          | —          | —             |  |
| 3314                | Nonferrous (exc alum) production & processing .....       | (C)   | (D)               | (D)    | 1                              | —   | —      | —        | —        | —        | 1          | —          | —          | —             |  |
| 33142               | Copper rolling, drawing, extruding & alloying .....       | (C)   | (D)               | (D)    | 1                              | —   | —      | —        | —        | —        | 1          | —          | —          | —             |  |
| 42                  | Wholesale trade .....                                     | 60  | 372               | 1 502  | 13                             | 8   | 4      | 1        | —        | —        | —          | —          | —          | —             |  |
| 44-45               | Retail trade .....  | 225   | 859               | 3 690  | 37                             | 20  | 10     | 5        | 2        | —        | —          | —          | —          | —             |  |
| 48-49               | Transportation & warehousing .....                        | 117   | 516               | 2 356  | 15                             | 10  | 2      | 2        | —        | 1        | —          | —          | —          | —             |  |
| 51                  | Information .....   | (A)   | (D)               | (D)    | 3                              | 2   | 1      | —        | —        | —        | —          | —          | —          | —             |  |
| 52                  | Finance & insurance .....                                 | 80  | 454               | 1 953  | 17                             | 11  | 4      | 2        | —        | —        | —          | —          | —          | —             |  |
| 53                  | Real estate & rental & leasing .....                      | 7   | 9                 | 50     | 4                              | 4   | —      | —        | —        | —        | —          | —          | —          | —             |  |
| 54                  | Professional, scientific & technical services .....       | 38  | 176               | 643    | 9                              | 5   | 4      | —        | —        | —        | —          | —          | —          | —             |  |
| 56                  | Admin, support, waste mgt, remediation services .....     | (A)   | (D)               | (D)    | 1                              | —   | 1      | —        | —        | —        | —          | —          | —          | —             |  |
| 62                  | Health care and social assistance .....                   | 94  | 358               | 1 483  | 8                              | 3   | 1      | 2        | 2        | —        | —          | —          | —          | —             |  |
| 71                  | Arts, entertainment & recreation .....                    | 1   | 7                 | 48     | 4                              | 4   | —      | —        | —        | —        | —          | —          | —          | —             |  |
| 72                  | Accommodation & food services .....                       | 162   | 167               | 653    | 17                             | 6   | 3      | 7        | 1        | —        | —          | —          | —          | —             |  |
| 722                 | Food services & drinking places .....                     | (C)   | (D)               | (D)    | 16                             | 5   | 3      | 7        | 1        | —        | —          | —          | —          | —             |  |
| 7221                | Full-service restaurants .....                            | 135   | 119               | 466    | 12                             | 4   | 1      | 6        | 1        | —        | —          | —          | —          | —             |  |
| 72211               | Full-service restaurants .....                            | 135   | 119               | 466    | 12                             | 4   | 1      | 6        | 1        | —        | —          | —          | —          | —             |  |
| 722110              | Full-service restaurants .....                            | 135   | 119               | 466    | 12                             | 4   | 1      | 6        | 1        | —        | —          | —          | —          | —             |  |
| 81                  | Other services (except public administration) .....       | 82  | 267               | 1 135  | 28                             | 23  | 4      | 1        | —        | —        | —          | —          | —          | —             |  |
| 99                  | Unclassified establishments .....                         | 14  | 37                | 158    | 20                             | 20  | —      | —        | —        | —        | —          | —          | —          | —             |  |

See footnotes at end of table.

**Table 6. Counties—Employees, Payroll, and Establishments by Industry: 2003—Con.**

[Excludes most government employees, railroad employees, and self-employed persons. Size class 1 to 4 includes establishments with payroll, but no employees, during mid-March pay period. (D) denotes figures withheld to avoid disclosing data for individual companies; the data are included in broader industry totals. Detailed industries with 100 or more employees are shown if industry was not a (D). For explanation of terms, abbreviations, and data reliability/comparability, see introductory text]

| NAICS code      | Industry   | Number of employees for week including March 12 | Payroll (\$1,000) |                | Total number of establishments | Number of establishments by employment-size class |            |           |           |           |            |            |            |               |
|-----------------|--|---|-------------------|----------------|--------------------------------|---|------------|-----------|-----------|-----------|------------|------------|------------|---------------|
|                 |  |   | First quarter     | Annual         |                                | 1 to 4  | 5 to 9     | 10 to 19  | 20 to 49  | 50 to 99  | 100 to 249 | 250 to 499 | 500 to 999 | 1,000 or more |
| <b>STODDARD</b> |  |   |                   |                |                                |   |            |           |           |           |            |            |            |               |
|                 | <b>Total</b> .....   | <b>8 739</b>                                    | <b>44 150</b>     | <b>186 801</b> | <b>747</b>                     | <b>444</b>  | <b>139</b> | <b>75</b> | <b>54</b> | <b>25</b> | <b>6</b>   | <b>2</b>   | <b>2</b>   | <b>-</b>      |
| <b>11</b>       | <b>Forestry, fishing, hunting, and agriculture support</b> ..... | <b>52</b>                                       | <b>271</b>        | <b>1 555</b>   | <b>11</b>                      | <b>8</b>  | <b>2</b>   | <b>-</b>  | <b>1</b>  | <b>-</b>  | <b>-</b>   | <b>-</b>   | <b>-</b>   | <b>-</b>      |
| <b>21</b>       | <b>Mining</b> .....  | <b>(B)</b>                                      | <b>(D)</b>        | <b>(D)</b>     | <b>2</b>                       | <b>-</b>  | <b>-</b>   | <b>2</b>  | <b>-</b>  | <b>-</b>  | <b>-</b>   | <b>-</b>   | <b>-</b>   | <b>-</b>      |
| <b>22</b>       | <b>Utilities</b> .....   | <b>(B)</b>                                      | <b>(D)</b>        | <b>(D)</b>     | <b>6</b>                       | <b>3</b>  | <b>1</b>   | <b>2</b>  | <b>-</b>  | <b>-</b>  | <b>-</b>   | <b>-</b>   | <b>-</b>   | <b>-</b>      |
| <b>23</b>       | <b>Construction</b> .....  | <b>503</b>                                      | <b>2 852</b>      | <b>12 451</b>  | <b>90</b>                      | <b>62</b>   | <b>17</b>  | <b>7</b>  | <b>2</b>  | <b>2</b>  | <b>-</b>   | <b>-</b>   | <b>-</b>   | <b>-</b>      |
| 236             | Construction of Buildings .....                                  | 237   | 1 502             | 6 146          | 21                             | 15  | -          | 3         | 1         | 2         | -          | -          | -          | -             |
| 2362            | Nonresidential Building Construction .....                       | (C)   | (D)               | (D)            | 9                              | 4   | -          | 2         | 1         | 2         | -          | -          | -          | -             |
| 23622           | Commercial and Institutional Building Construction .....         | 194   | 1 412             | 5 688          | 8                              | 3   | -          | 2         | 1         | 2         | -          | -          | -          | -             |
| 236220          | Commercial and Institutional Building Construction .....         | 194   | 1 412             | 5 688          | 8                              | 3   | -          | 2         | 1         | 2         | -          | -          | -          | -             |
| 238             | Specialty Trade Contractors .....                                | 233   | 1 218             | 5 692          | 63                             | 46  | 12         | 4         | 1         | -         | -          | -          | -          | -             |
| <b>31-33</b>    | <b>Manufacturing</b> .....                                       | <b>2 593</b>                                    | <b>17 029</b>     | <b>68 988</b>  | <b>42</b>                      | <b>13</b>   | <b>5</b>   | <b>8</b>  | <b>6</b>  | <b>5</b>  | <b>2</b>   | <b>1</b>   | <b>2</b>   | <b>-</b>      |
| 311             | Food mfg .....   | (F)   | (D)               | (D)            | 6                              | 2   | -          | 1         | 2         | -         | -          | -          | 1          | -             |
| 3116            | Animal slaughtering & processing .....                           | (F)   | (D)               | (D)            | 1                              | -   | -          | -         | -         | -         | -          | -          | 1          | -             |
| 31161           | Animal slaughtering & processing .....                           | (F)   | (D)               | (D)            | 1                              | -   | -          | -         | -         | -         | -          | -          | 1          | -             |
| 321             | Wood product mfg .....   | 175   | 910               | 4 067          | 5                              | 1   | 1          | 1         | 1         | -         | 1          | -          | -          | -             |
| 3219            | Other wood product mfg .....                                     | (C)   | (D)               | (D)            | 3                              | -   | -          | 1         | 1         | -         | 1          | -          | -          | -             |
| 32199           | All other wood product mfg .....                                 | (C)   | (D)               | (D)            | 1                              | -   | -          | -         | -         | -         | 1          | -          | -          | -             |
| 327             | Nonmetallic mineral product mfg .....                            | (C)   | (D)               | (D)            | 5                              | 1   | 2          | 1         | -         | -         | 1          | -          | -          | -             |
| 3279            | Other nonmetallic mineral product mfg .....                      | (C)   | (D)               | (D)            | 1                              | -   | -          | -         | -         | -         | 1          | -          | -          | -             |
| 32799           | All other nonmetallic mineral product mfg .....                  | (C)   | (D)               | (D)            | 1                              | -   | -          | -         | -         | -         | 1          | -          | -          | -             |
| 332             | Fabricated metal product mfg .....                               | 116   | 601               | 2 653          | 4                              | -   | 1          | 1         | 1         | 1         | -          | -          | -          | -             |
| 336             | Transportation equipment mfg .....                               | (F)   | (D)               | (D)            | 2                              | 1   | -          | -         | -         | -         | -          | -          | 1          | -             |
| 3363            | Motor vehicle parts mfg .....                                    | (F)   | (D)               | (D)            | 2                              | 1   | -          | -         | -         | -         | -          | -          | 1          | -             |
| 33639           | Other motor vehicle parts mfg .....                              | (F)   | (D)               | (D)            | 1                              | -   | -          | -         | -         | -         | -          | -          | 1          | -             |
| 337             | Furniture & related product mfg .....                            | (E)   | (D)               | (D)            | 1                              | -   | -          | -         | -         | -         | -          | 1          | -          | -             |
| 3371            | HH & institutional furniture & kitchen cabinet mfg .....         | (E)   | (D)               | (D)            | 1                              | -   | -          | -         | -         | -         | -          | 1          | -          | -             |
| 33711           | Wood kitchen cabinet & countertop mfg .....                      | (E)   | (D)               | (D)            | 1                              | -   | -          | -         | -         | -         | -          | 1          | -          | -             |
| <b>42</b>       | <b>Wholesale trade</b> .....                                     | <b>333</b>                                      | <b>1 707</b>      | <b>7 345</b>   | <b>34</b>                      | <b>15</b>   | <b>9</b>   | <b>5</b>  | <b>4</b>  | <b>1</b>  | <b>-</b>   | <b>-</b>   | <b>-</b>   | <b>-</b>      |
| 423             | Merchant Wholesalers, Durable Goods .....                        | 154   | 794               | 3 464          | 16                             | 5   | 6          | 3         | 2         | -         | -          | -          | -          | -             |
| 424             | Merchant Wholesalers, Nondurable Goods .....                     | 179   | 913               | 3 881          | 18                             | 10  | 3          | 2         | 2         | 1         | -          | -          | -          | -             |
| <b>44-45</b>    | <b>Retail trade</b> .....  | <b>1 415</b>                                    | <b>5 562</b>      | <b>23 919</b>  | <b>148</b>                     | <b>79</b>   | <b>36</b>  | <b>14</b> | <b>14</b> | <b>4</b>  | <b>1</b>   | <b>-</b>   | <b>-</b>   | <b>-</b>      |
| 441             | Motor vehicle & parts dealers .....                              | 251   | 1 853             | 7 716          | 29                             | 18  | 7          | -         | 3         | 1         | -          | -          | -          | -             |
| 4411            | Automobile dealers .....   | 180   | 1 528             | 6 255          | 12                             | 8   | -          | -         | 3         | 1         | -          | -          | -          | -             |
| 44111           | New car dealers .....  | 173   | 1 501             | 6 125          | 6                              | 2   | -          | -         | 3         | 1         | -          | -          | -          | -             |
| 441110          | New car dealers .....  | 173   | 1 501             | 6 125          | 6                              | 2   | -          | -         | 3         | 1         | -          | -          | -          | -             |
| 444             | Bldg material & garden equip & supp dealers .....                | 153   | 673               | 3 129          | 19                             | 9   | 6          | 2         | 2         | -         | -          | -          | -          | -             |
| 445             | Food & beverage stores .....                                     | 301   | 627               | 2 558          | 16                             | 5   | 3          | 1         | 5         | 2         | -          | -          | -          | -             |
| 4451            | Grocery stores .....   | 212   | 524               | 2 183          | 11                             | 3   | 2          | 1         | 4         | 1         | -          | -          | -          | -             |
| 44511           | Grocery (except convenience) stores .....                        | 182   | 466               | 1 933          | 6                              | 1   | -          | -         | 4         | 1         | -          | -          | -          | -             |
| 445110          | Grocery (except convenience) stores .....                        | 182   | 466               | 1 933          | 6                              | 1   | -          | -         | 4         | 1         | -          | -          | -          | -             |
| 447             | Gasoline stations .....  | 265   | 683               | 2 920          | 26                             | 10  | 9          | 5         | 1         | 1         | -          | -          | -          | -             |
| 4471            | Gasoline stations .....  | 265   | 683               | 2 920          | 26                             | 10  | 9          | 5         | 1         | 1         | -          | -          | -          | -             |
| 44711           | Gasoline stations with convenience stores .....                  | 239   | 610               | 2 562          | 18                             | 4   | 7          | 5         | 1         | 1         | -          | -          | -          | -             |
| 447110          | Gasoline stations with convenience stores .....                  | 239   | 610               | 2 562          | 18                             | 4   | 7          | 5         | 1         | 1         | -          | -          | -          | -             |
| 452             | General merchandise stores .....                                 | 165   | 643               | 2 446          | 7                              | 3   | 2          | 1         | -         | -         | 1          | -          | -          | -             |
| 4521            | Department stores .....  | (C)   | (D)               | (D)            | 1                              | -   | -          | -         | -         | -         | 1          | -          | -          | -             |
| 45211           | Department stores .....  | (C)   | (D)               | (D)            | 1                              | -   | -          | -         | -         | -         | 1          | -          | -          | -             |
| <b>48-49</b>    | <b>Transportation &amp; warehousing</b> .....                    | <b>486</b>                                      | <b>2 781</b>      | <b>12 557</b>  | <b>44</b>                      | <b>24</b>   | <b>4</b>   | <b>8</b>  | <b>6</b>  | <b>2</b>  | <b>-</b>   | <b>-</b>   | <b>-</b>   | <b>-</b>      |
| 484             | Truck transportation .....                                       | 453   | 2 608             | 11 776         | 39                             | 21  | 4          | 6         | 6         | 2         | -          | -          | -          | -             |
| 4841            | General freight trucking .....                                   | 280   | 1 793             | 7 746          | 24                             | 14  | 2          | 3         | 4         | 1         | -          | -          | -          | -             |
| 48412           | General freight trucking, long-distance .....                    | 231   | 1 587             | 6 881          | 17                             | 11  | -          | 1         | 4         | 1         | -          | -          | -          | -             |
| 484121          | General freight trucking, long-distance, TL .....                | 231   | 1 587             | 6 881          | 17                             | 11  | -          | 1         | 4         | 1         | -          | -          | -          | -             |
| 4842            | Specialized freight trucking .....                               | 173   | 815               | 4 030          | 15                             | 7   | 2          | 3         | 2         | 1         | -          | -          | -          | -             |
| <b>51</b>       | <b>Information</b> .....   | <b>86</b>                                       | <b>473</b>        | <b>2 140</b>   | <b>9</b>                       | <b>3</b>  | <b>3</b>   | <b>2</b>  | <b>1</b>  | <b>-</b>  | <b>-</b>   | <b>-</b>   | <b>-</b>   | <b>-</b>      |
| <b>52</b>       | <b>Finance &amp; insurance</b> .....                             | <b>253</b>                                      | <b>1 770</b>      | <b>7 831</b>   | <b>60</b>                      | <b>47</b>   | <b>7</b>   | <b>4</b>  | <b>2</b>  | <b>-</b>  | <b>-</b>   | <b>-</b>   | <b>-</b>   | <b>-</b>      |
| 522             | Credit intermediation & related activities .....                 | 184   | 1 283             | 5 972          | 27                             | 16  | 5          | 4         | 2         | -         | -          | -          | -          | -             |
| 5221            | Depository credit intermediation .....                           | (C)   | (D)               | (D)            | 20                             | 11  | 3          | 4         | 2         | -         | -          | -          | -          | -             |
| 52211           | Commercial banking .....   | 163   | 1 137             | 5 439          | 19                             | 10  | 3          | 4         | 2         | -         | -          | -          | -          | -             |
| 522110          | Commercial banking .....   | 163   | 1 137             | 5 439          | 19                             | 10  | 3          | 4         | 2         | -         | -          | -          | -          | -             |
| <b>53</b>       | <b>Real estate &amp; rental &amp; leasing</b> .....              | <b>71</b>                                       | <b>293</b>        | <b>1 460</b>   | <b>25</b>                      | <b>20</b>   | <b>4</b>   | <b>1</b>  | <b>-</b>  | <b>-</b>  | <b>-</b>   | <b>-</b>   | <b>-</b>   | <b>-</b>      |
| <b>54</b>       | <b>Professional, scientific &amp; technical services</b> .....   | <b>123</b>                                      | <b>771</b>        | <b>3 263</b>   | <b>33</b>                      | <b>25</b>   | <b>3</b>   | <b>5</b>  | <b>-</b>  | <b>-</b>  | <b>-</b>   | <b>-</b>   | <b>-</b>   | <b>-</b>      |
| 541             | Professional, scientific & technical services .....              | 123   | 771               | 3 263          | 33                             | 25  | 3          | 5         | -         | -         | -          | -          | -          | -             |
| <b>56</b>       | <b>Admin, support, waste mgt, remediation services</b> .....     | <b>79</b>                                       | <b>474</b>        | <b>1 993</b>   | <b>19</b>                      | <b>14</b>   | <b>3</b>   | <b>1</b>  | <b>1</b>  | <b>-</b>  | <b>-</b>   | <b>-</b>   | <b>-</b>   | <b>-</b>      |
| <b>61</b>       | <b>Educational services</b> .....                                | <b>(A)</b>                                      | <b>(D)</b>        | <b>(D)</b>     | <b>2</b>                       | <b>2</b>  | <b>-</b>   | <b>-</b>  | <b>-</b>  | <b>-</b>  | <b>-</b>   | <b>-</b>   | <b>-</b>   | <b>-</b>      |

See footnotes at end of table.



**Table 6. Counties—Employees, Payroll, and Establishments by Industry: 2003—Con.**

[Excludes most government employees, railroad employees, and self-employed persons. Size class 1 to 4 includes establishments with payroll, but no employees, during mid-March pay period. (D) denotes figures withheld to avoid disclosing data for individual companies; the data are included in broader industry totals. Detailed industries with 100 or more employees are shown if industry was not a (D). For explanation of terms, abbreviations, and data reliability/comparability, see introductory text]

| NAICS code           | Industry   | Number of employees for week including March 12 | Payroll (\$1,000) |                | Total number of establishments | Number of establishments by employment-size class |            |           |           |           |            |            |            |               |
|----------------------|--|---|-------------------|----------------|--------------------------------|---|------------|-----------|-----------|-----------|------------|------------|------------|---------------|
|                      |  |   | First quarter     | Annual         |                                | 1 to 4  | 5 to 9     | 10 to 19  | 20 to 49  | 50 to 99  | 100 to 249 | 250 to 499 | 500 to 999 | 1,000 or more |
| <b>STODDARD—Con.</b> |  |   |                   |                |                                |   |            |           |           |           |            |            |            |               |
| <b>62</b>            | <b>Health care and social assistance</b> . . . . .                 | <b>1 844</b>                                    | <b>7 170</b>      | <b>30 782</b>  | <b>73</b>                      | <b>27</b>   | <b>21</b>  | <b>5</b>  | <b>6</b>  | <b>10</b> | <b>3</b>   | <b>1</b>   | —          | —             |
| 621                  | Ambulatory health care services . . . . .                          | 749   | 3 028             | 13 246         | 35                             | 19  | 10         | 2         | 1         | —         | 2          | 1          | —          | —             |
| 6213                 | Offices of other health practitioners . . . . .                    | (E)   | (D)               | (D)            | 6                              | 4   | 1          | —         | —         | —         | —          | 1          | —          | —             |
| 62134                | Offices of PT, OT, speech therapy & audiology . . . . .            | (E)   | (D)               | (D)            | 1                              | —   | —          | —         | —         | —         | —          | 1          | —          | —             |
| 6216                 | Home health care services . . . . .                                | 346   | 1 073             | 4 606          | 11                             | 8   | —          | —         | 1         | —         | 2          | —          | —          | —             |
| 62161                | Home health care services . . . . .                                | 346   | 1 073             | 4 606          | 11                             | 8   | —          | —         | 1         | —         | 2          | —          | —          | —             |
| 621610               | Home health care services . . . . .                                | 346   | 1 073             | 4 606          | 11                             | 8   | —          | —         | 1         | —         | 2          | —          | —          | —             |
| 622                  | Hospitals . . . . .  | (C)   | (D)               | (D)            | 1                              | —   | —          | —         | —         | —         | 1          | —          | —          | —             |
| 6221                 | General medical & surgical hospitals . . . . .                     | (C)   | (D)               | (D)            | 1                              | —   | —          | —         | —         | —         | 1          | —          | —          | —             |
| 62211                | General medical & surgical hospitals . . . . .                     | (C)   | (D)               | (D)            | 1                              | —   | —          | —         | —         | —         | 1          | —          | —          | —             |
| 623                  | Nursing & residential care facilities . . . . .                    | 569   | 1 898             | 8 048          | 15                             | 3   | 2          | 1         | 2         | 7         | —          | —          | —          | —             |
| 6231                 | Nursing care facilities . . . . .                                  | 512   | 1 701             | 7 238          | 9                              | 1   | —          | —         | 1         | 7         | —          | —          | —          | —             |
| 62311                | Nursing care facilities . . . . .                                  | 512   | 1 701             | 7 238          | 9                              | 1   | —          | —         | 1         | 7         | —          | —          | —          | —             |
| 623110               | Nursing care facilities . . . . .                                  | 512   | 1 701             | 7 238          | 9                              | 1   | —          | —         | 1         | 7         | —          | —          | —          | —             |
| 624                  | Social assistance . . . . .  | (E)   | (D)               | (D)            | 22                             | 5   | 9          | 2         | 3         | 3         | —          | —          | —          | —             |
| 6241                 | Individual & family services . . . . .                             | 199   | 509               | 2 174          | 7                              | 1   | 2          | —         | 2         | 2         | —          | —          | —          | —             |
| 62412                | Services for elderly & disabled persons . . . . .                  | 156   | 365               | 1 622          | 3                              | —   | —          | —         | 1         | 2         | —          | —          | —          | —             |
| 624120               | Services for elderly & disabled persons . . . . .                  | 156   | 365               | 1 622          | 3                              | —   | —          | —         | 1         | 2         | —          | —          | —          | —             |
| <b>71</b>            | <b>Arts, entertainment &amp; recreation</b> . . . . .              | <b>(B)</b>                                      | <b>(D)</b>        | <b>(D)</b>     | <b>6</b>                       | <b>3</b>  | <b>2</b>   | <b>1</b>  | —         | —         | —          | —          | —          | —             |
| <b>72</b>            | <b>Accommodation &amp; food services</b> . . . . .                 | <b>545</b>                                      | <b>1 216</b>      | <b>4 767</b>   | <b>45</b>                      | <b>19</b>   | <b>7</b>   | <b>8</b>  | <b>10</b> | <b>1</b>  | —          | —          | —          | —             |
| 722                  | Food services & drinking places . . . . .                          | 480   | 1 045             | 4 111          | 40                             | 17  | 7          | 6         | 9         | 1         | —          | —          | —          | —             |
| 7221                 | Full-service restaurants . . . . .                                 | 227   | 488               | 1 941          | 24                             | 10  | 6          | 5         | 3         | —         | —          | —          | —          | —             |
| 72211                | Full-service restaurants . . . . .                                 | 227   | 488               | 1 941          | 24                             | 10  | 6          | 5         | 3         | —         | —          | —          | —          | —             |
| 722110               | Full-service restaurants . . . . .                                 | 227   | 488               | 1 941          | 24                             | 10  | 6          | 5         | 3         | —         | —          | —          | —          | —             |
| 7222                 | Limited-service eating places . . . . .                            | 242   | 538               | 2 069          | 9                              | 1   | —          | 1         | 6         | 1         | —          | —          | —          | —             |
| 72221                | Limited-service eating places . . . . .                            | 242   | 538               | 2 069          | 9                              | 1   | —          | 1         | 6         | 1         | —          | —          | —          | —             |
| 722211               | Limited-service restaurants . . . . .                              | 242   | 538               | 2 069          | 9                              | 1   | —          | 1         | 6         | 1         | —          | —          | —          | —             |
| <b>81</b>            | <b>Other services (except public administration)</b> . . . . .     | <b>250</b>                                      | <b>878</b>        | <b>3 882</b>   | <b>84</b>                      | <b>66</b>   | <b>15</b>  | <b>2</b>  | <b>1</b>  | —         | —          | —          | —          | —             |
| 813                  | Religious, grantmaking, civic, prof & like organizations . . . . . | 144   | 359               | 1 555          | 44                             | 35  | 7          | 1         | 1         | —         | —          | —          | —          | —             |
| 8131                 | Religious organizations . . . . .                                  | 101   | 285               | 1 196          | 37                             | 31  | 5          | —         | 1         | —         | —          | —          | —          | —             |
| 81311                | Religious organizations . . . . .                                  | 101   | 285               | 1 196          | 37                             | 31  | 5          | —         | 1         | —         | —          | —          | —          | —             |
| 813110               | Religious organizations . . . . .                                  | 101   | 285               | 1 196          | 37                             | 31  | 5          | —         | 1         | —         | —          | —          | —          | —             |
| <b>99</b>            | <b>Unclassified establishments</b> . . . . .                       | <b>(A)</b>                                      | <b>(D)</b>        | <b>(D)</b>     | <b>14</b>                      | <b>14</b>   | —          | —         | —         | —         | —          | —          | —          | —             |
| <b>STONE</b>         |  |   |                   |                |                                |   |            |           |           |           |            |            |            |               |
|                      | <b>Total</b> . . . . .   | <b>5 592</b>                                    | <b>22 446</b>     | <b>113 615</b> | <b>684</b>                     | <b>464</b>  | <b>109</b> | <b>77</b> | <b>22</b> | <b>7</b>  | <b>3</b>   | <b>1</b>   | —          | <b>1</b>      |
| <b>22</b>            | <b>Utilities</b> . . . . .   | <b>(A)</b>                                      | <b>(D)</b>        | <b>(D)</b>     | <b>3</b>                       | <b>2</b>  | —          | <b>1</b>  | —         | —         | —          | —          | —          | —             |
| <b>23</b>            | <b>Construction</b> . . . . .                                      | <b>656</b>                                      | <b>2 444</b>      | <b>11 247</b>  | <b>134</b>                     | <b>92</b>   | <b>22</b>  | <b>13</b> | <b>7</b>  | —         | —          | —          | —          | —             |
| 236                  | Construction of Buildings . . . . .                                | 173   | 686               | 3 122          | 38                             | 27  | 8          | 2         | 1         | —         | —          | —          | —          | —             |
| 238                  | Specialty Trade Contractors . . . . .                              | 409   | 1 451             | 6 487          | 79                             | 54  | 11         | 8         | 6         | —         | —          | —          | —          | —             |
| 2381                 | Foundation, Structure, and Building Exterior Contractors . . . . . | 137   | 499               | 2 065          | 29                             | 19  | 6          | 2         | 2         | —         | —          | —          | —          | —             |
| 2382                 | Building Equipment Contractors . . . . .                           | 150   | 536               | 2 390          | 19                             | 9   | 4          | 4         | 2         | —         | —          | —          | —          | —             |
| 23822                | Plumbing, Heating, and Air-Conditioning Contractors . . . . .      | 116   | 434               | 1 977          | 13                             | 6   | 2          | 3         | 2         | —         | —          | —          | —          | —             |
| 238220               | Plumbing, Heating, and Air-Conditioning Contractors . . . . .      | 116   | 434               | 1 977          | 13                             | 6   | 2          | 3         | 2         | —         | —          | —          | —          | —             |
| <b>31-33</b>         | <b>Manufacturing</b> . . . . .                                     | <b>248</b>                                      | <b>1 015</b>      | <b>3 893</b>   | <b>20</b>                      | <b>8</b>  | <b>4</b>   | <b>4</b>  | <b>4</b>  | —         | —          | —          | —          | —             |
| <b>42</b>            | <b>Wholesale trade</b> . . . . .                                   | <b>85</b>                                       | <b>383</b>        | <b>1 663</b>   | <b>20</b>                      | <b>15</b>   | <b>2</b>   | <b>2</b>  | <b>1</b>  | —         | —          | —          | —          | —             |
| <b>44-45</b>         | <b>Retail trade</b> . . . . .                                      | <b>978</b>                                      | <b>4 107</b>      | <b>17 460</b>  | <b>113</b>                     | <b>70</b>   | <b>26</b>  | <b>11</b> | <b>4</b>  | —         | <b>1</b>   | <b>1</b>   | —          | —             |
| 445                  | Food & beverage stores . . . . .                                   | 229   | 774               | 3 258          | 13                             | 7   | 3          | —         | 2         | —         | 1          | —          | —          | —             |
| 4451                 | Grocery stores . . . . .   | (C)   | (D)               | (D)            | 11                             | 5   | 3          | —         | 2         | —         | 1          | —          | —          | —             |
| 44511                | Grocery (except convenience) stores . . . . .                      | 203   | 709               | 2 953          | 5                              | 2   | —          | —         | 2         | —         | 1          | —          | —          | —             |
| 445110               | Grocery (except convenience) stores . . . . .                      | 203   | 709               | 2 953          | 5                              | 2   | —          | —         | 2         | —         | 1          | —          | —          | —             |
| 452                  | General merchandise stores . . . . .                               | (E)   | (D)               | (D)            | 5                              | 2   | 2          | —         | —         | —         | —          | 1          | —          | —             |
| 4529                 | Other general merchandise stores . . . . .                         | (E)   | (D)               | (D)            | 5                              | 2   | 2          | —         | —         | —         | —          | 1          | —          | —             |
| 45291                | Warehouse clubs & superstores . . . . .                            | (E)   | (D)               | (D)            | 1                              | —   | —          | —         | —         | —         | —          | 1          | —          | —             |
| <b>48-49</b>         | <b>Transportation &amp; warehousing</b> . . . . .                  | <b>(B)</b>                                      | <b>(D)</b>        | <b>(D)</b>     | <b>13</b>                      | <b>10</b>   | <b>1</b>   | <b>2</b>  | —         | —         | —          | —          | —          | —             |
| <b>51</b>            | <b>Information</b> . . . . .                                       | <b>(B)</b>                                      | <b>(D)</b>        | <b>(D)</b>     | <b>7</b>                       | <b>4</b>  | <b>3</b>   | —         | —         | —         | —          | —          | —          | —             |
| <b>52</b>            | <b>Finance &amp; insurance</b> . . . . .                           | <b>221</b>                                      | <b>1 428</b>      | <b>7 042</b>   | <b>33</b>                      | <b>18</b>   | <b>9</b>   | <b>5</b>  | —         | <b>1</b>  | —          | —          | —          | —             |
| 522                  | Credit intermediation & related activities . . . . .               | 174   | 1 146             | 5 771          | 16                             | 4   | 7          | 4         | —         | 1         | —          | —          | —          | —             |
| 5221                 | Depository credit intermediation . . . . .                         | (C)   | (D)               | (D)            | 15                             | 4   | 7          | 4         | —         | —         | —          | —          | —          | —             |
| 52211                | Commercial banking . . . . .                                       | (C)   | (D)               | (D)            | 13                             | 3   | 6          | 4         | —         | —         | —          | —          | —          | —             |
| <b>53</b>            | <b>Real estate &amp; rental &amp; leasing</b> . . . . .            | <b>155</b>                                      | <b>563</b>        | <b>2 975</b>   | <b>41</b>                      | <b>34</b>   | <b>4</b>   | <b>1</b>  | <b>1</b>  | <b>1</b>  | —          | —          | —          | —             |
| 531                  | Real estate . . . . .  | 128   | 508               | 2 600          | 36                             | 33  | 1          | —         | 1         | 1         | —          | —          | —          | —             |
| <b>54</b>            | <b>Professional, scientific &amp; technical services</b> . . . . . | <b>87</b>                                       | <b>446</b>        | <b>2 518</b>   | <b>35</b>                      | <b>28</b>   | <b>5</b>   | <b>2</b>  | —         | —         | —          | —          | —          | —             |
| <b>55</b>            | <b>Management of companies &amp; enterprises</b> . . . . .         | <b>(A)</b>                                      | <b>(D)</b>        | <b>(D)</b>     | <b>1</b>                       | <b>1</b>  | —          | —         | —         | —         | —          | —          | —          | —             |

See footnotes at end of table.

**Table 6. Counties—Employees, Payroll, and Establishments by Industry: 2003—Con.**

[Excludes most government employees, railroad employees, and self-employed persons. Size class 1 to 4 includes establishments with payroll, but no employees, during mid-March pay period. (D) denotes figures withheld to avoid disclosing data for individual companies; the data are included in broader industry totals. Detailed industries with 100 or more employees are shown if industry was not a (D). For explanation of terms, abbreviations, and data reliability/comparability, see introductory text]

| NAICS code        | Industry   | Number of employees for week including March 12 | Payroll (\$1,000) |        | Total number of establishments | Number of establishments by employment-size class |        |          |          |          |            |            |            |               |
|-------------------|--|---|-------------------|--------|--------------------------------|---|--------|----------|----------|----------|------------|------------|------------|---------------|
|                   |  |   | First quarter     | Annual |                                | 1 to 4  | 5 to 9 | 10 to 19 | 20 to 49 | 50 to 99 | 100 to 249 | 250 to 499 | 500 to 999 | 1,000 or more |
| <b>STONE—Con.</b> |  |   |                   |        |                                |   |        |          |          |          |            |            |            |               |
| 56                | <b>Admin, support, waste mgt, remediation services</b>   | 377   | 2 242             | 13 164 | 37                             | 26  | 4      | 2        | 3        | 1        | 1          | -          | -          | -             |
| 561               | Administrative & support services                        | (E)   | (D)               | (D)    | 34                             | 24  | 4      | 2        | 3        | 1        | -          | -          | -          | -             |
| 5614              | Business support services                                | 123   | 713               | 6 111  | 6                              | 3   | 1      | 1        | -        | 1        | -          | -          | -          | -             |
| 56141             | Document preparation services                            | (C)   | (D)               | (D)    | 2                              | -   | 1      | -        | -        | 1        | -          | -          | -          | -             |
| 5617              | Services to buildings & dwellings                        | 103   | 340               | 1 994  | 17                             | 12  | 2      | 1        | 2        | -        | -          | -          | -          | -             |
| 562               | Waste management & remediation services                  | (C)   | (D)               | (D)    | 3                              | 2   | -      | -        | -        | -        | 1          | -          | -          | -             |
| 5621              | Waste collection   | (C)   | (D)               | (D)    | 1                              | -   | -      | -        | -        | -        | 1          | -          | -          | -             |
| 56211             | Waste collection   | (C)   | (D)               | (D)    | 1                              | -   | -      | -        | -        | -        | 1          | -          | -          | -             |
| 61                | <b>Educational services</b>                              | (A)   | (D)               | (D)    | 2                              | 2   | -      | -        | -        | -        | -          | -          | -          | -             |
| 62                | <b>Health care and social assistance</b>                 | 388   | 2 207             | 8 842  | 34                             | 15  | 5      | 12       | -        | 2        | -          | -          | -          | -             |
| 621               | Ambulatory health care services                          | 122   | 992               | 3 930  | 20                             | 11  | 4      | 5        | -        | -        | -          | -          | -          | -             |
| 623               | Nursing & residential care facilities                    | 193   | 1 045             | 4 104  | 5                              | -   | -      | 3        | -        | 2        | -          | -          | -          | -             |
| 6231              | Nursing care facilities                                  | (C)   | (D)               | (D)    | 2                              | -   | -      | -        | -        | 2        | -          | -          | -          | -             |
| 62311             | Nursing care facilities                                  | (C)   | (D)               | (D)    | 2                              | -   | -      | -        | -        | 2        | -          | -          | -          | -             |
| 71                | <b>Arts, entertainment &amp; recreation</b>              | (G)   | (D)               | (D)    | 17                             | 11  | 2      | 3        | -        | -        | -          | -          | -          | 1             |
| 713               | Amusement, gambling & recreation industries              | (G)   | (D)               | (D)    | 14                             | 9   | 2      | 2        | -        | -        | -          | -          | -          | 1             |
| 7131              | Amusement parks & arcades                                | (G)   | (D)               | (D)    | 1                              | -   | -      | -        | -        | -        | -          | -          | -          | 1             |
| 71311             | Amusement & theme parks                                  | (G)   | (D)               | (D)    | 1                              | -   | -      | -        | -        | -        | -          | -          | -          | 1             |
| 72                | <b>Accommodation &amp; food services</b>                 | 581   | 1 312             | 8 333  | 89                             | 61  | 11     | 13       | 2        | 1        | 1          | -          | -          | -             |
| 721               | Accommodation  | 176   | 479               | 3 548  | 48                             | 38  | 5      | 4        | 1        | -        | -          | -          | -          | -             |
| 7211              | Traveler accommodation                                   | 145   | 411               | 2 961  | 40                             | 33  | 3      | 3        | 1        | -        | -          | -          | -          | -             |
| 72111             | Hotels (exc casino hotels) & motels                      | 121   | 342               | 2 516  | 30                             | 24  | 3      | 2        | 1        | -        | -          | -          | -          | -             |
| 721110            | Hotels (exc casino hotels) & motels                      | 121   | 342               | 2 516  | 30                             | 24  | 3      | 2        | 1        | -        | -          | -          | -          | -             |
| 722               | Food services & drinking places                          | 405   | 833               | 4 785  | 41                             | 23  | 6      | 9        | 1        | 1        | 1          | -          | -          | -             |
| 7221              | Full-service restaurants                                 | 345   | 704               | 3 956  | 25                             | 12  | 3      | 7        | 1        | 1        | 1          | -          | -          | -             |
| 72211             | Full-service restaurants                                 | 345   | 704               | 3 956  | 25                             | 12  | 3      | 7        | 1        | 1        | 1          | -          | -          | -             |
| 722110            | Full-service restaurants                                 | 345   | 704               | 3 956  | 25                             | 12  | 3      | 7        | 1        | 1        | 1          | -          | -          | -             |
| 81                | <b>Other services (except public administration)</b>     | 353   | 1 226             | 5 348  | 72                             | 54  | 11     | 6        | -        | 1        | -          | -          | -          | -             |
| 813               | Religious, grantmaking, civic, prof & like organizations | 234   | 667               | 2 810  | 36                             | 25  | 6      | 4        | -        | 1        | -          | -          | -          | -             |
| 8131              | Religious organizations                                  | 127   | 410               | 1 667  | 26                             | 17  | 6      | 3        | -        | -        | -          | -          | -          | -             |
| 81311             | Religious organizations                                  | 127   | 410               | 1 667  | 26                             | 17  | 6      | 3        | -        | -        | -          | -          | -          | -             |
| 813110            | Religious organizations                                  | 127   | 410               | 1 667  | 26                             | 17  | 6      | 3        | -        | -        | -          | -          | -          | -             |
| 8139              | Business, labor, political, like organizations           | (C)   | (D)               | (D)    | 7                              | 5   | -      | 1        | -        | 1        | -          | -          | -          | -             |
| 99                | <b>Unclassified establishments</b>                       | (A)   | (D)               | (D)    | 13                             | 13  | -      | -        | -        | -        | -          | -          | -          | -             |
| <b>SULLIVAN</b>   |  |   |                   |        |                                |   |        |          |          |          |            |            |            |               |
|                   | <b>Total</b>   | 1 895   | 10 626            | 45 206 | 174                            | 128   | 22     | 12       | 7        | 4        | -          | -          | 1          | -             |
| 21                | <b>Mining</b>  | (A)   | (D)               | (D)    | 1                              | -   | -      | 1        | -        | -        | -          | -          | -          | -             |
| 22                | <b>Utilities</b>   | (B)   | (D)               | (D)    | 1                              | -   | -      | -        | 1        | -        | -          | -          | -          | -             |
| 23                | <b>Construction</b>                                      | 25  | 104               | 709    | 10                             | 8   | 2      | -        | -        | -        | -          | -          | -          | -             |
| 31-33             | <b>Manufacturing</b>                                     | (F)   | (D)               | (D)    | 5                              | 2   | 1      | 1        | -        | -        | -          | -          | 1          | -             |
| 311               | Food mfg   | (F)   | (D)               | (D)    | 3                              | 2   | -      | -        | -        | -        | -          | -          | 1          | -             |
| 3116              | Animal slaughtering & processing                         | (F)   | (D)               | (D)    | 2                              | 1   | -      | -        | -        | -        | -          | -          | 1          | -             |
| 31161             | Animal slaughtering & processing                         | (F)   | (D)               | (D)    | 2                              | 1   | -      | -        | -        | -        | -          | -          | 1          | -             |
| 42                | <b>Wholesale trade</b>                                   | 50  | 130               | 473    | 3                              | 1   | -      | -        | 2        | -        | -          | -          | -          | -             |
| 44-45             | <b>Retail trade</b>                                      | 191   | 758               | 3 309  | 31                             | 14  | 11     | 5        | 1        | -        | -          | -          | -          | -             |
| 48-49             | <b>Transportation &amp; warehousing</b>                  | 57  | 166               | 568    | 6                              | 5   | -      | -        | -        | 1        | -          | -          | -          | -             |
| 51                | <b>Information</b>                                       | 59  | 570               | 2 289  | 3                              | -   | 1      | 1        | 1        | -        | -          | -          | -          | -             |
| 52                | <b>Finance &amp; insurance</b>                           | 50  | 252               | 887    | 9                              | 5   | 2      | 2        | -        | -        | -          | -          | -          | -             |
| 53                | <b>Real estate &amp; rental &amp; leasing</b>            | 4   | 6                 | 24     | 4                              | 4   | -      | -        | -        | -        | -          | -          | -          | -             |
| 54                | <b>Professional, scientific &amp; technical services</b> | 17  | 102               | 495    | 8                              | 8   | -      | -        | -        | -        | -          | -          | -          | -             |
| 56                | <b>Admin, support, waste mgt, remediation services</b>   | (B)   | (D)               | (D)    | 2                              | 1   | -      | -        | 1        | -        | -          | -          | -          | -             |
| 62                | <b>Health care and social assistance</b>                 | 275   | 1 206             | 4 851  | 13                             | 7   | 2      | -        | 1        | 3        | -          | -          | -          | -             |
| 71                | <b>Arts, entertainment &amp; recreation</b>              | (A)   | (D)               | (D)    | 3                              | 2   | -      | 1        | -        | -        | -          | -          | -          | -             |
| 72                | <b>Accommodation &amp; food services</b>                 | (B)   | (D)               | (D)    | 6                              | 4   | 1      | 1        | -        | -        | -          | -          | -          | -             |
| 81                | <b>Other services (except public administration)</b>     | 37  | 141               | 619    | 19                             | 17  | 2      | -        | -        | -        | -          | -          | -          | -             |
| 99                | <b>Unclassified establishments</b>                       | (B)   | (D)               | (D)    | 50                             | 50  | -      | -        | -        | -        | -          | -          | -          | -             |

See footnotes at end of table.

**Table 6. Counties—Employees, Payroll, and Establishments by Industry: 2003—Con.**

[Excludes most government employees, railroad employees, and self-employed persons. Size class 1 to 4 includes establishments with payroll, but no employees, during mid-March pay period. (D) denotes figures withheld to avoid disclosing data for individual companies; the data are included in broader industry totals. Detailed industries with 100 or more employees are shown if industry was not a (D). For explanation of terms, abbreviations, and data reliability/comparability, see introductory text]

| NAICS code   | Industry   | Number of employees for week including March 12 | Payroll (\$1,000) |                | Total number of establishments | Number of establishments by employment-size class |            |            |            |           |            |            |            |               |
|--------------|--|---|-------------------|----------------|--------------------------------|---|------------|------------|------------|-----------|------------|------------|------------|---------------|
|              |  |   | First quarter     | Annual         |                                | 1 to 4  | 5 to 9     | 10 to 19   | 20 to 49   | 50 to 99  | 100 to 249 | 250 to 499 | 500 to 999 | 1,000 or more |
| <b>TANEY</b> |  |   |                   |                |                                |   |            |            |            |           |            |            |            |               |
|              | <b>Total</b> .....   | <b>19 422</b>                                   | <b>90 344</b>     | <b>454 636</b> | <b>1 710</b>                   | <b>927</b>  | <b>367</b> | <b>191</b> | <b>155</b> | <b>44</b> | <b>20</b>  | <b>4</b>   | <b>2</b>   | <b>-</b>      |
| <b>11</b>    | <b>Forestry, fishing, hunting, and agriculture support</b> ..... | (A)   | (D)               | (D)            | 1                              | 1   | -          | -          | -          | -         | -          | -          | -          | -             |
| <b>21</b>    | <b>Mining</b> .....  | (A)   | (D)               | (D)            | 2                              | 2   | -          | -          | -          | -         | -          | -          | -          | -             |
| <b>22</b>    | <b>Utilities</b> .....   | <b>150</b>                                      | <b>1 733</b>      | <b>7 321</b>   | <b>6</b>                       | <b>2</b>  | <b>2</b>   | <b>-</b>   | <b>1</b>   | <b>-</b>  | <b>1</b>   | <b>-</b>   | <b>-</b>   | <b>-</b>      |
| 221          | Utilities .....  | 150   | 1 733             | 7 321          | 6                              | 2   | 2          | -          | 1          | -         | 1          | -          | -          | -             |
| 2211         | Elec pwr generation, transmsn & distribution ...                 | (C)   | (D)               | (D)            | 3                              | -   | 1          | -          | 1          | -         | 1          | -          | -          | -             |
| 22112        | Electric pwr transmsn, control & distribution ..                 | (C)   | (D)               | (D)            | 2                              | -   | 1          | -          | -          | -         | 1          | -          | -          | -             |
| <b>23</b>    | <b>Construction</b> .....  | <b>940</b>                                      | <b>5 647</b>      | <b>24 379</b>  | <b>138</b>                     | <b>94</b>   | <b>20</b>  | <b>11</b>  | <b>11</b>  | <b>2</b>  | <b>-</b>   | <b>-</b>   | <b>-</b>   | <b>-</b>      |
| 236          | Construction of Buildings .....                                  | 233   | 1 287             | 6 222          | 47                             | 33  | 7          | 5          | 2          | -         | -          | -          | -          | -             |
| 2361         | Residential Building Construction .....                          | 143   | 825               | 4 437          | 38                             | 28  | 6          | 3          | 1          | -         | -          | -          | -          | -             |
| 23611        | Residential Building Construction .....                          | 143   | 825               | 4 437          | 38                             | 28  | 6          | 3          | 1          | -         | -          | -          | -          | -             |
| 238          | Specialty Trade Contractors .....                                | 617   | 3 465             | 14 378         | 76                             | 50  | 11         | 6          | 7          | 2         | -          | -          | -          | -             |
| 2382         | Building Equipment Contractors .....                             | 352   | 2 118             | 8 510          | 42                             | 27  | 6          | 4          | 4          | 1         | -          | -          | -          | -             |
| 23822        | Plumbing, Heating, and Air-Conditioning Contractors .....        | 256   | 1 616             | 6 472          | 29                             | 20  | 3          | 2          | 3          | 1         | -          | -          | -          | -             |
| 238220       | Plumbing, Heating, and Air-Conditioning Contractors .....        | 256   | 1 616             | 6 472          | 29                             | 20  | 3          | 2          | 3          | 1         | -          | -          | -          | -             |
| 2389         | Other Specialty Trade Contractors .....                          | (C)   | (D)               | (D)            | 11                             | 6   | 1          | -          | 3          | 1         | -          | -          | -          | -             |
| 23891        | Site Preparation Contractors .....                               | 166   | 943               | 3 802          | 9                              | 5   | -          | -          | 3          | 1         | -          | -          | -          | -             |
| 238910       | Site Preparation Contractors .....                               | 166   | 943               | 3 802          | 9                              | 5   | -          | -          | 3          | 1         | -          | -          | -          | -             |
| <b>31-33</b> | <b>Manufacturing</b> .....                                       | <b>632</b>                                      | <b>3 593</b>      | <b>15 777</b>  | <b>56</b>                      | <b>30</b>   | <b>13</b>  | <b>6</b>   | <b>4</b>   | <b>2</b>  | <b>1</b>   | <b>-</b>   | <b>-</b>   | <b>-</b>      |
| 311          | Food mfg .....   | 147   | 1 101             | 4 993          | 9                              | 5   | 2          | -          | 1          | -         | 1          | -          | -          | -             |
| 3119         | Other food mfg .....   | (C)   | (D)               | (D)            | 1                              | -   | -          | -          | -          | -         | 1          | -          | -          | -             |
| 31199        | All other food mfg .....   | (C)   | (D)               | (D)            | 1                              | -   | -          | -          | -          | -         | 1          | -          | -          | -             |
| 327          | Nonmetallic mineral product mfg .....                            | 158   | 744               | 3 155          | 8                              | 5   | -          | 1          | 1          | 1         | -          | -          | -          | -             |
| 3273         | Cement & concrete product mfg .....                              | (C)   | (D)               | (D)            | 7                              | 4   | -          | 1          | 1          | 1         | -          | -          | -          | -             |
| 32732        | Ready-mix concrete mfg .....                                     | 150   | 705               | 2 808          | 4                              | 1   | -          | 1          | 1          | 1         | -          | -          | -          | -             |
| 327320       | Ready-mix concrete mfg .....                                     | 150   | 705               | 2 808          | 4                              | 1   | -          | 1          | 1          | 1         | -          | -          | -          | -             |
| <b>42</b>    | <b>Wholesale trade</b> .....                                     | <b>231</b>                                      | <b>1 272</b>      | <b>5 222</b>   | <b>32</b>                      | <b>18</b>   | <b>8</b>   | <b>2</b>   | <b>4</b>   | <b>-</b>  | <b>-</b>   | <b>-</b>   | <b>-</b>   | <b>-</b>      |
| 423          | Merchant Wholesalers, Durable Goods .....                        | 179   | 920               | 3 676          | 23                             | 13  | 6          | 1          | 3          | -         | -          | -          | -          | -             |
| <b>44-45</b> | <b>Retail trade</b> .....  | <b>3 642</b>                                    | <b>14 194</b>     | <b>64 884</b>  | <b>412</b>                     | <b>189</b>  | <b>140</b> | <b>51</b>  | <b>20</b>  | <b>8</b>  | <b>3</b>   | <b>1</b>   | <b>-</b>   | <b>-</b>      |
| 441          | Motor vehicle & parts dealers .....                              | 238   | 1 753             | 8 451          | 26                             | 13  | 8          | 2          | 2          | 1         | -          | -          | -          | -             |
| 4411         | Automobile dealers .....   | 153   | 1 391             | 6 784          | 12                             | 7   | 2          | -          | 2          | 1         | -          | -          | -          | -             |
| 44111        | New car dealers .....  | 127   | 1 302             | 6 372          | 4                              | 1   | -          | -          | 2          | 1         | -          | -          | -          | -             |
| 441110       | New car dealers .....  | 127   | 1 302             | 6 372          | 4                              | 1   | -          | -          | 2          | 1         | -          | -          | -          | -             |
| 442          | Furniture & home furnishings stores .....                        | 286   | 775               | 3 701          | 35                             | 13  | 10         | 11         | -          | 1         | -          | -          | -          | -             |
| 4422         | Home furnishings stores .....                                    | (E)   | (D)               | (D)            | 28                             | 9   | 7          | 11         | -          | 1         | -          | -          | -          | -             |
| 44229        | Other home furnishings stores .....                              | 251   | 559               | 2 869          | 26                             | 8   | 7          | 10         | -          | 1         | -          | -          | -          | -             |
| 442299       | All other home furnishings stores .....                          | 251   | 559               | 2 869          | 26                             | 8   | 7          | 10         | -          | 1         | -          | -          | -          | -             |
| 444          | Bldg material & garden equip & supp dealers .....                | 303   | 1 627             | 7 161          | 19                             | 7   | 7          | 1          | 2          | 1         | 1          | -          | -          | -             |
| 4441         | Building material & supplies dealers .....                       | (E)   | (D)               | (D)            | 18                             | 7   | 6          | 1          | 2          | 1         | 1          | -          | -          | -             |
| 44411        | Home centers .....   | (C)   | (D)               | (D)            | 1                              | -   | -          | -          | -          | -         | 1          | -          | -          | -             |
| 44419        | Other building material dealers .....                            | 154   | 773               | 3 702          | 13                             | 5   | 4          | 1          | 2          | 1         | -          | -          | -          | -             |
| 444190       | Other building material dealers .....                            | 154   | 773               | 3 702          | 13                             | 5   | 4          | 1          | 2          | 1         | -          | -          | -          | -             |
| 445          | Food & beverage stores .....                                     | 543   | 2 056             | 7 471          | 32                             | 14  | 8          | 3          | 3          | 3         | 1          | -          | -          | -             |
| 4451         | Grocery stores .....   | 490   | 1 933             | 6 734          | 22                             | 8   | 6          | 2          | 2          | 3         | 1          | -          | -          | -             |
| 44511        | Grocery (except convenience) stores .....                        | 454   | 1 816             | 6 217          | 15                             | 5   | 2          | 2          | 2          | 3         | 1          | -          | -          | -             |
| 445110       | Grocery (except convenience) stores .....                        | 454   | 1 816             | 6 217          | 15                             | 5   | 2          | 2          | 2          | 3         | 1          | -          | -          | -             |
| 446          | Health & personal care stores .....                              | 179   | 683               | 3 160          | 21                             | 9   | 7          | 1          | 4          | -         | -          | -          | -          | -             |
| 4461         | Health & personal care stores .....                              | 179   | 683               | 3 160          | 21                             | 9   | 7          | 1          | 4          | -         | -          | -          | -          | -             |
| 44611        | Pharmacies & drug stores .....                                   | 105   | 488               | 2 226          | 6                              | 1   | 1          | 1          | 3          | -         | -          | -          | -          | -             |
| 446110       | Pharmacies & drug stores .....                                   | 105   | 488               | 2 226          | 6                              | 1   | 1          | 1          | 3          | -         | -          | -          | -          | -             |
| 447          | Gasoline stations .....  | 286   | 933               | 4 211          | 37                             | 12  | 14         | 8          | 3          | -         | -          | -          | -          | -             |
| 4471         | Gasoline stations .....  | 286   | 933               | 4 211          | 37                             | 12  | 14         | 8          | 3          | -         | -          | -          | -          | -             |
| 44711        | Gasoline stations with convenience stores .....                  | 277   | 895               | 4 078          | 33                             | 8   | 14         | 8          | 3          | -         | -          | -          | -          | -             |
| 447110       | Gasoline stations with convenience stores .....                  | 277   | 895               | 4 078          | 33                             | 8   | 14         | 8          | 3          | -         | -          | -          | -          | -             |
| 448          | Clothing & clothing accessories stores .....                     | 828   | 2 683             | 12 607         | 127                            | 52  | 53         | 18         | 3          | 1         | -          | -          | -          | -             |
| 4481         | Clothing stores .....  | 625   | 1 905             | 9 180          | 87                             | 34  | 36         | 13         | 3          | 1         | -          | -          | -          | -             |
| 44812        | Women's clothing stores .....                                    | 101   | 292               | 1 517          | 18                             | 6   | 11         | 1          | -          | -         | -          | -          | -          | -             |
| 448120       | Women's clothing stores .....                                    | 101   | 292               | 1 517          | 18                             | 6   | 11         | 1          | -          | -         | -          | -          | -          | -             |
| 44814        | Family clothing stores .....                                     | 325   | 1 051             | 4 606          | 36                             | 15  | 10         | 7          | 3          | 1         | -          | -          | -          | -             |
| 448140       | Family clothing stores .....                                     | 325   | 1 051             | 4 606          | 36                             | 15  | 10         | 7          | 3          | 1         | -          | -          | -          | -             |
| 4482         | Shoe stores .....  | 113   | 448               | 1 875          | 22                             | 10  | 9          | 3          | -          | -         | -          | -          | -          | -             |
| 44821        | Shoe stores .....  | 113   | 448               | 1 875          | 22                             | 10  | 9          | 3          | -          | -         | -          | -          | -          | -             |
| 448210       | Shoe stores .....  | 113   | 448               | 1 875          | 22                             | 10  | 9          | 3          | -          | -         | -          | -          | -          | -             |
| 452          | General merchandise stores .....                                 | 478   | 2 131             | 8 941          | 10                             | 1   | 4          | 3          | -          | -         | 1          | 1          | -          | -             |
| 4521         | Department stores .....  | (E)   | (D)               | (D)            | 2                              | -   | -          | -          | -          | -         | 1          | 1          | -          | -             |
| 45211        | Department stores .....  | (E)   | (D)               | (D)            | 2                              | -   | -          | -          | -          | -         | 1          | 1          | -          | -             |
| 453          | Miscellaneous store retailers .....                              | 336   | 981               | 6 485          | 59                             | 39  | 14         | 2          | 3          | 1         | -          | -          | -          | -             |
| 4532         | Office supplies, stationery & gift stores .....                  | (E)   | (D)               | (D)            | 40                             | 27  | 7          | 2          | 3          | 1         | -          | -          | -          | -             |
| 45322        | Gift, novelty & souvenir stores .....                            | 252   | 688               | 5 269          | 37                             | 26  | 6          | 1          | 3          | 1         | -          | -          | -          | -             |
| 453220       | Gift, novelty & souvenir stores .....                            | 252   | 688               | 5 269          | 37                             | 26  | 6          | 1          | 3          | 1         | -          | -          | -          | -             |

See footnotes at end of table.

**Table 6. Counties—Employees, Payroll, and Establishments by Industry: 2003—Con.**

[Excludes most government employees, railroad employees, and self-employed persons. Size class 1 to 4 includes establishments with payroll, but no employees, during mid-March pay period. (D) denotes figures withheld to avoid disclosing data for individual companies; the data are included in broader industry totals. Detailed industries with 100 or more employees are shown if industry was not a (D). For explanation of terms, abbreviations, and data reliability/comparability, see introductory text]

| NAICS code        | Industry   | Number of employees for week including March 12 | Payroll (\$1,000) |               | Total number of establishments | Number of establishments by employment-size class |           |           |           |          |            |            |            |               |
|-------------------|--|---|-------------------|---------------|--------------------------------|---|-----------|-----------|-----------|----------|------------|------------|------------|---------------|
|                   |  |   | First quarter     | Annual        |                                | 1 to 4  | 5 to 9    | 10 to 19  | 20 to 49  | 50 to 99 | 100 to 249 | 250 to 499 | 500 to 999 | 1,000 or more |
| <b>TANEY—Con.</b> |  |   |                   |               |                                |   |           |           |           |          |            |            |            |               |
| <b>48-49</b>      | <b>Transportation &amp; warehousing .....</b>                  | <b>356</b>                                      | <b>1 974</b>      | <b>9 504</b>  | <b>28</b>                      | <b>18</b>   | <b>2</b>  | <b>1</b>  | <b>6</b>  | <b>1</b> | —          | —          | —          | —             |
| 484               | Truck transportation .....                                     | 145   | 856               | 4 049         | 11                             | 8   | —         | 1         | 1         | 1        | —          | —          | —          | —             |
| 4841              | General freight trucking .....                                 | 126   | 791               | 3 704         | 6                              | 4   | —         | —         | 1         | 1        | —          | —          | —          | —             |
| 487               | Scenic & sightseeing transportation .....                      | (C)   | (D)               | (D)           | 6                              | 2   | 1         | —         | 3         | —        | —          | —          | —          | —             |
| <b>51</b>         | <b>Information .....</b>                                       | <b>400</b>                                      | <b>2 167</b>      | <b>8 382</b>  | <b>29</b>                      | <b>18</b>   | <b>1</b>  | <b>3</b>  | <b>6</b>  | —        | <b>1</b>   | —          | —          | —             |
| 512               | Motion picture & sound recording industries .....              | (C)   | (D)               | (D)           | 5                              | 3   | —         | —         | 1         | —        | 1          | —          | —          | —             |
| 5121              | Motion picture & video industries .....                        | (C)   | (D)               | (D)           | 3                              | 1   | —         | —         | 1         | —        | 1          | —          | —          | —             |
| 51213             | Motion picture & video exhibition .....                        | (C)   | (D)               | (D)           | 2                              | —   | —         | —         | 1         | —        | 1          | —          | —          | —             |
| <b>52</b>         | <b>Finance &amp; insurance .....</b>                           | <b>387</b>                                      | <b>3 241</b>      | <b>13 281</b> | <b>63</b>                      | <b>39</b>   | <b>14</b> | <b>7</b>  | <b>2</b>  | <b>1</b> | —          | —          | —          | —             |
| 522               | Credit intermediation & related activities .....               | 290   | 2 185             | 9 157         | 37                             | 18  | 12        | 5         | 1         | 1        | —          | —          | —          | —             |
| 5221              | Depository credit intermediation .....                         | (E)   | (D)               | (D)           | 26                             | 8   | 11        | 5         | 1         | 1        | —          | —          | —          | —             |
| 52211             | Commercial banking .....                                       | 253   | 1 937             | 7 692         | 23                             | 6   | 10        | 5         | 1         | 1        | —          | —          | —          | —             |
| 522110            | Commercial banking .....                                       | 253   | 1 937             | 7 692         | 23                             | 6   | 10        | 5         | 1         | 1        | —          | —          | —          | —             |
| <b>53</b>         | <b>Real estate &amp; rental &amp; leasing .....</b>            | <b>1 445</b>                                    | <b>9 048</b>      | <b>42 861</b> | <b>106</b>                     | <b>71</b>   | <b>13</b> | <b>10</b> | <b>6</b>  | <b>4</b> | <b>1</b>   | —          | <b>1</b>   | —             |
| 531               | Real estate .....  | 1 361   | 8 711             | 41 360        | 93                             | 62  | 12        | 8         | 5         | 4        | 1          | —          | 1          | —             |
| 5311              | Lessors of real estate .....                                   | 122   | 560               | 2 989         | 34                             | 24  | 7         | 3         | —         | —        | —          | —          | —          | —             |
| 5312              | Offices of real estate agents & brokers .....                  | 1 070   | 7 177             | 33 722        | 41                             | 28  | 2         | 2         | 4         | 3        | 1          | —          | 1          | —             |
| 53121             | Offices of real estate agents & brokers .....                  | 1 070   | 7 177             | 33 722        | 41                             | 28  | 2         | 2         | 4         | 3        | 1          | —          | 1          | —             |
| 531210            | Offices of real estate agents & brokers .....                  | 1 070   | 7 177             | 33 722        | 41                             | 28  | 2         | 2         | 4         | 3        | 1          | —          | 1          | —             |
| 5313              | Activities related to real estate .....                        | 169   | 974               | 4 649         | 18                             | 10  | 3         | 3         | 1         | 1        | —          | —          | —          | —             |
| 53131             | Real estate property managers .....                            | 145   | 817               | 4 007         | 12                             | 6   | 2         | 2         | 1         | 1        | —          | —          | —          | —             |
| 531311            | Residential property managers .....                            | 120   | 714               | 3 473         | 8                              | 4   | 1         | 1         | 1         | 1        | —          | —          | —          | —             |
| <b>54</b>         | <b>Professional, scientific &amp; technical services .....</b> | <b>364</b>                                      | <b>2 030</b>      | <b>8 248</b>  | <b>89</b>                      | <b>61</b>   | <b>21</b> | <b>6</b>  | —         | <b>1</b> | —          | —          | —          | —             |
| 541               | Professional, scientific & technical services .....            | 364   | 2 030             | 8 248         | 89                             | 61  | 21        | 6         | —         | 1        | —          | —          | —          | —             |
| <b>55</b>         | <b>Management of companies &amp; enterprises .....</b>         | <b>172</b>                                      | <b>841</b>        | <b>5 737</b>  | <b>8</b>                       | <b>2</b>  | <b>2</b>  | <b>1</b>  | <b>2</b>  | <b>1</b> | —          | —          | —          | —             |
| 551               | Management of companies & enterprises .....                    | 172   | 841               | 5 737         | 8                              | 2   | 2         | 1         | 2         | 1        | —          | —          | —          | —             |
| 5511              | Management of companies & enterprises .....                    | 172   | 841               | 5 737         | 8                              | 2   | 2         | 1         | 2         | 1        | —          | —          | —          | —             |
| 55111             | Management of companies & enterprises .....                    | 172   | 841               | 5 737         | 8                              | 2   | 2         | 1         | 2         | 1        | —          | —          | —          | —             |
| <b>56</b>         | <b>Admin, support, waste mgt, remediation services .....</b>   | <b>1 016</b>                                    | <b>3 875</b>      | <b>22 029</b> | <b>88</b>                      | <b>54</b>   | <b>10</b> | <b>7</b>  | <b>13</b> | <b>2</b> | <b>2</b>   | —          | —          | —             |
| 561               | Administrative & support services .....                        | (G)   | (D)               | (D)           | 86                             | 53  | 9         | 7         | 13        | 2        | 2          | —          | —          | —             |
| 5611              | Office administrative services .....                           | 193   | 708               | 3 482         | 8                              | 4   | —         | —         | 2         | 2        | —          | —          | —          | —             |
| 56111             | Office administrative services .....                           | 193   | 708               | 3 482         | 8                              | 4   | —         | —         | 2         | 2        | —          | —          | —          | —             |
| 561110            | Office administrative services .....                           | 193   | 708               | 3 482         | 8                              | 4   | —         | —         | 2         | 2        | —          | —          | —          | —             |
| 5613              | Employment services .....                                      | 115   | 289               | 1 613         | 6                              | 2   | —         | 2         | 2         | —        | —          | —          | —          | —             |
| 5615              | Travel arrangement & reservation services .....                | 410   | 1 623             | 10 272        | 29                             | 19  | 3         | 2         | 3         | —        | 2          | —          | —          | —             |
| 56151             | Travel agencies .....  | 140   | 241               | 2 181         | 10                             | 8   | —         | —         | 1         | —        | 1          | —          | —          | —             |
| 561510            | Travel agencies .....  | 140   | 241               | 2 181         | 10                             | 8   | —         | —         | 1         | —        | 1          | —          | —          | —             |
| 56159             | Oth travel arrangement & reservation services .....            | 185   | 908               | 5 509         | 10                             | 7   | 1         | —         | 1         | —        | 1          | —          | —          | —             |
| 5617              | Services to buildings & dwellings .....                        | 186   | 605               | 3 361         | 27                             | 17  | 4         | 2         | 4         | —        | —          | —          | —          | —             |
| 56172             | Janitorial services .....                                      | 125   | 353               | 2 155         | 14                             | 8   | 2         | 1         | 3         | —        | —          | —          | —          | —             |
| 561720            | Janitorial services .....                                      | 125   | 353               | 2 155         | 14                             | 8   | 2         | 1         | 3         | —        | —          | —          | —          | —             |
| <b>61</b>         | <b>Educational services .....</b>                              | <b>358</b>                                      | <b>2 860</b>      | <b>11 711</b> | <b>8</b>                       | <b>3</b>  | <b>3</b>  | —         | —         | <b>1</b> | —          | <b>1</b>   | —          | —             |
| 611               | Educational services .....                                     | 358   | 2 860             | 11 711        | 8                              | 3   | 3         | —         | —         | 1        | —          | 1          | —          | —             |
| 6113              | Colleges, universities & professional schools ...              | (E)   | (D)               | (D)           | 1                              | —   | —         | —         | —         | —        | —          | 1          | —          | —             |
| 61131             | Colleges, universities & professional schools ...              | (E)   | (D)               | (D)           | 1                              | —   | —         | —         | —         | —        | —          | 1          | —          | —             |
| <b>62</b>         | <b>Health care and social assistance .....</b>                 | <b>1 747</b>                                    | <b>14 132</b>     | <b>56 987</b> | <b>103</b>                     | <b>51</b>   | <b>25</b> | <b>16</b> | <b>7</b>  | <b>2</b> | <b>1</b>   | —          | <b>1</b>   | —             |
| 621               | Ambulatory health care services .....                          | 429   | 3 880             | 17 016        | 73                             | 40  | 20        | 10        | 3         | —        | —          | —          | —          | —             |
| 6211              | Offices of physicians .....                                    | 198   | 2 233             | 10 139        | 35                             | 17  | 12        | 5         | 1         | —        | —          | —          | —          | —             |
| 62111             | Offices of physicians .....                                    | 198   | 2 233             | 10 139        | 35                             | 17  | 12        | 5         | 1         | —        | —          | —          | —          | —             |
| 621111            | Offices of physicians (exc mental health) ...                  | 198   | 2 233             | 10 139        | 35                             | 17  | 12        | 5         | 1         | —        | —          | —          | —          | —             |
| 622               | Hospitals .....  | (F)   | (D)               | (D)           | 1                              | —   | —         | —         | —         | —        | —          | —          | 1          | —             |
| 6221              | General medical & surgical hospitals .....                     | (F)   | (D)               | (D)           | 1                              | —   | —         | —         | —         | —        | —          | —          | 1          | —             |
| 62211             | General medical & surgical hospitals .....                     | (F)   | (D)               | (D)           | 1                              | —   | —         | —         | —         | —        | —          | —          | 1          | —             |
| 623               | Nursing & residential care facilities .....                    | (E)   | (D)               | (D)           | 7                              | 1   | 1         | 1         | 1         | 2        | 1          | —          | —          | —             |
| 6231              | Nursing care facilities .....                                  | 241   | 984               | 4 436         | 5                              | 1   | 1         | —         | —         | 2        | 1          | —          | —          | —             |
| 62311             | Nursing care facilities .....                                  | 241   | 984               | 4 436         | 5                              | 1   | 1         | —         | —         | 2        | 1          | —          | —          | —             |
| 623110            | Nursing care facilities .....                                  | 241   | 984               | 4 436         | 5                              | 1   | 1         | —         | —         | 2        | 1          | —          | —          | —             |
| 624               | Social assistance .....  | (C)   | (D)               | (D)           | 22                             | 10  | 4         | 5         | 3         | —        | —          | —          | —          | —             |

See footnotes at end of table.

**Table 6. Counties—Employees, Payroll, and Establishments by Industry: 2003—Con.**

[Excludes most government employees, railroad employees, and self-employed persons. Size class 1 to 4 includes establishments with payroll, but no employees, during mid-March pay period. (D) denotes figures withheld to avoid disclosing data for individual companies; the data are included in broader industry totals. Detailed industries with 100 or more employees are shown if industry was not a (D). For explanation of terms, abbreviations, and data reliability/comparability, see introductory text]

| NAICS code        | Industry   | Number of employees for week including March 12 | Payroll (\$1,000) |               | Total number of establishments | Number of establishments by employment-size class |           |           |           |           |            |            |            |               |  |
|-------------------|--|---|-------------------|---------------|--------------------------------|---|-----------|-----------|-----------|-----------|------------|------------|------------|---------------|--|
|                   |  |   | First quarter     | Annual        |                                | 1 to 4  | 5 to 9    | 10 to 19  | 20 to 49  | 50 to 99  | 100 to 249 | 250 to 499 | 500 to 999 | 1,000 or more |  |
| <b>TANEY—Con.</b> |  |   |                   |               |                                |   |           |           |           |           |            |            |            |               |  |
| <b>71</b>         | <b>Arts, entertainment &amp; recreation .....</b>                | <b>1 774</b>                                    | <b>5 918</b>      | <b>45 354</b> | <b>86</b>                      | <b>32</b>   | <b>14</b> | <b>15</b> | <b>16</b> | <b>5</b>  | <b>4</b>   | —          | —          | —             |  |
| 711               | Performing arts, spectator sports & related industries .....     | 1 442   | 4 707             | 37 106        | 47                             | 12  | 7         | 7         | 13        | 4         | 4          | —          | —          | —             |  |
| 7111              | Performing arts companies .....                                  | 1 124   | 3 375             | 26 124        | 33                             | 9   | 4         | 3         | 11        | 2         | 4          | —          | —          | —             |  |
| 71111             | Theater companies & dinner theaters .....                        | 818   | 2 300             | 19 142        | 19                             | 4   | 3         | 1         | 7         | —         | 4          | —          | —          | —             |  |
| 711110            | Theater companies & dinner theaters .....                        | 818   | 2 300             | 19 142        | 19                             | 4   | 3         | 1         | 7         | —         | 4          | —          | —          | —             |  |
| 71113             | Musical groups & artists .....                                   | 174   | 586               | 3 568         | 8                              | 3   | 1         | 1         | 2         | 1         | —          | —          | —          | —             |  |
| 711130            | Musical groups & artists .....                                   | 174   | 586               | 3 568         | 8                              | 3   | 1         | 1         | 2         | 1         | —          | —          | —          | —             |  |
| 71119             | Other performing arts companies .....                            | (C)   | (D)               | (D)           | 5                              | 2   | —         | 1         | 1         | 1         | —          | —          | —          | —             |  |
| 7113              | Promoters of entertainment events .....                          | (E)   | (D)               | (D)           | 10                             | 1   | 2         | 3         | 2         | 2         | —          | —          | —          | —             |  |
| 71131             | Promoters of entertainment events with facility .....            | 274   | 972               | 9 138         | 8                              | 1   | 1         | 2         | 2         | 2         | —          | —          | —          | —             |  |
| 711310            | Promoters of entertainment events with facility .....            | 274   | 972               | 9 138         | 8                              | 1   | 1         | 2         | 2         | 2         | —          | —          | —          | —             |  |
| 713               | Amusement, gambling & recreation industries ....                 | 289   | 1 061             | 7 563         | 34                             | 19  | 5         | 6         | 3         | 1         | —          | —          | —          | —             |  |
| 7131              | Amusement parks & arcades .....                                  | 151   | 628               | 5 018         | 14                             | 8   | 1         | 2         | 2         | 1         | —          | —          | —          | —             |  |
| 7139              | Other amusement & recreation industries .....                    | 138   | 433               | 2 545         | 20                             | 11  | 4         | 4         | 1         | —         | —          | —          | —          | —             |  |
| <b>72</b>         | <b>Accommodation &amp; food services .....</b>                   | <b>4 754</b>                                    | <b>13 007</b>     | <b>92 170</b> | <b>297</b>                     | <b>135</b>  | <b>52</b> | <b>44</b> | <b>46</b> | <b>13</b> | <b>5</b>   | <b>2</b>   | —          | —             |  |
| 721               | Accommodation .....  | 2 322   | 7 604             | 51 444        | 152                            | 76  | 29        | 22        | 17        | 3         | 3          | 2          | —          | —             |  |
| 7211              | Traveler accommodation .....                                     | 2 144   | 6 396             | 43 329        | 140                            | 71  | 25        | 20        | 17        | 3         | 2          | 2          | —          | —             |  |
| 72111             | Hotels (exc casino hotels) & motels .....                        | 2 123   | 6 370             | 43 138        | 129                            | 61  | 24        | 20        | 17        | 3         | 2          | 2          | —          | —             |  |
| 721110            | Hotels (exc casino hotels) & motels .....                        | 2 123   | 6 370             | 43 138        | 129                            | 61  | 24        | 20        | 17        | 3         | 2          | 2          | —          | —             |  |
| 7212              | RV parks & recreational camps .....                              | 178   | 1 208             | 8 115         | 12                             | 5   | 4         | 2         | —         | —         | 1          | —          | —          | —             |  |
| 72121             | RV parks & recreational camps .....                              | 178   | 1 208             | 8 115         | 12                             | 5   | 4         | 2         | —         | —         | 1          | —          | —          | —             |  |
| 722               | Food services & drinking places .....                            | 2 432   | 5 403             | 40 726        | 145                            | 59  | 23        | 22        | 29        | 10        | 2          | —          | —          | —             |  |
| 7221              | Full-service restaurants .....                                   | 1 608   | 3 490             | 29 094        | 86                             | 39  | 9         | 13        | 14        | 9         | 2          | —          | —          | —             |  |
| 72211             | Full-service restaurants .....                                   | 1 608   | 3 490             | 29 094        | 86                             | 39  | 9         | 13        | 14        | 9         | 2          | —          | —          | —             |  |
| 722110            | Full-service restaurants .....                                   | 1 608   | 3 490             | 29 094        | 86                             | 39  | 9         | 13        | 14        | 9         | 2          | —          | —          | —             |  |
| 7222              | Limited-service eating places .....                              | 774   | 1 782             | 11 021        | 54                             | 17  | 13        | 9         | 14        | 1         | —          | —          | —          | —             |  |
| 72221             | Limited-service eating places .....                              | 774   | 1 782             | 11 021        | 54                             | 17  | 13        | 9         | 14        | 1         | —          | —          | —          | —             |  |
| 722211            | Limited-service restaurants .....                                | 723   | 1 685             | 10 150        | 44                             | 10  | 12        | 8         | 13        | 1         | —          | —          | —          | —             |  |
| <b>81</b>         | <b>Other services (except public administration) .....</b>       | <b>1 042</b>                                    | <b>4 700</b>      | <b>20 334</b> | <b>151</b>                     | <b>100</b>  | <b>27</b> | <b>11</b> | <b>11</b> | <b>1</b>  | <b>1</b>   | —          | —          | —             |  |
| 811               | Repair & maintenance .....                                       | 142   | 636               | 2 728         | 37                             | 27  | 6         | 3         | 1         | —         | —          | —          | —          | —             |  |
| 8111              | Automotive repair & maintenance .....                            | 128   | 576               | 2 591         | 30                             | 20  | 6         | 3         | 1         | —         | —          | —          | —          | —             |  |
| 812               | Personal & laundry services .....                                | 118   | 449               | 1 839         | 27                             | 20  | 5         | 1         | 1         | —         | —          | —          | —          | —             |  |
| 813               | Religious, grantmaking, civic, prof & like organizations .....   | 782   | 3 615             | 15 767        | 87                             | 53  | 16        | 7         | 9         | 1         | 1          | —          | —          | —             |  |
| 8131              | Religious organizations .....                                    | 346   | 1 489             | 6 547         | 51                             | 32  | 11        | 4         | 3         | 1         | —          | —          | —          | —             |  |
| 81311             | Religious organizations .....                                    | 346   | 1 489             | 6 547         | 51                             | 32  | 11        | 4         | 3         | 1         | —          | —          | —          | —             |  |
| 813110            | Religious organizations .....                                    | 346   | 1 489             | 6 547         | 51                             | 32  | 11        | 4         | 3         | 1         | —          | —          | —          | —             |  |
| 8139              | Business, labor, political, like organizations ....              | 343   | 1 715             | 6 519         | 27                             | 15  | 4         | 3         | 4         | —         | 1          | —          | —          | —             |  |
| 81399             | Oth similar organizations (exc business, prof, labor, pol) ..... | 283   | 1 337             | 4 801         | 20                             | 10  | 4         | 2         | 3         | —         | 1          | —          | —          | —             |  |
| 813990            | Oth similar organizations (exc business, prof, labor, pol) ..... | 283   | 1 337             | 4 801         | 20                             | 10  | 4         | 2         | 3         | —         | 1          | —          | —          | —             |  |
| <b>99</b>         | <b>Unclassified establishments .....</b>                         | <b>3</b>  | <b>10</b>         | <b>110</b>    | <b>7</b>                       | <b>7</b>  | —         | —         | —         | —         | —          | —          | —          | —             |  |
| <b>TEXAS</b>      |  |   |                   |               |                                |   |           |           |           |           |            |            |            |               |  |
|                   | <b>Total .....</b>   | <b>4 476</b>                                    | <b>21 338</b>     | <b>89 005</b> | <b>507</b>                     | <b>329</b>  | <b>91</b> | <b>47</b> | <b>22</b> | <b>10</b> | <b>7</b>   | <b>1</b>   | —          | —             |  |
| <b>11</b>         | <b>Forestry, fishing, hunting, and agriculture support .....</b> | <b>9</b>  | <b>27</b>         | <b>337</b>    | <b>5</b>                       | <b>5</b>  | —         | —         | —         | —         | —          | —          | —          | —             |  |
| <b>22</b>         | <b>Utilities .....</b>   | <b>(B)</b>                                      | <b>(D)</b>        | <b>(D)</b>    | <b>6</b>                       | <b>5</b>  | —         | —         | —         | <b>1</b>  | —          | —          | —          | —             |  |
| <b>23</b>         | <b>Construction .....</b>  | <b>182</b>                                      | <b>895</b>        | <b>4 469</b>  | <b>49</b>                      | <b>35</b>   | <b>7</b>  | <b>7</b>  | —         | —         | —          | —          | —          | —             |  |
| <b>31-33</b>      | <b>Manufacturing .....</b>                                       | <b>925</b>                                      | <b>5 329</b>      | <b>22 475</b> | <b>43</b>                      | <b>16</b>   | <b>11</b> | <b>6</b>  | <b>6</b>  | <b>1</b>  | <b>3</b>   | —          | —          | —             |  |
| 311               | Food mfg .....   | (C)   | (D)               | (D)           | 1                              | —   | —         | —         | —         | —         | 1          | —          | —          | —             |  |
| 3115              | Dairy product mfg .....  | (C)   | (D)               | (D)           | 1                              | —   | —         | —         | —         | —         | 1          | —          | —          | —             |  |
| 31151             | Dairy product (exc frozen) mfg .....                             | (C)   | (D)               | (D)           | 1                              | —   | —         | —         | —         | —         | 1          | —          | —          | —             |  |
| 315               | Apparel manufacturing .....                                      | (C)   | (D)               | (D)           | 2                              | —   | —         | —         | —         | 1         | 1          | —          | —          | —             |  |
| 3152              | Cut & sew apparel mfg .....                                      | (C)   | (D)               | (D)           | 2                              | —   | —         | —         | —         | 1         | 1          | —          | —          | —             |  |
| 31522             | Men's, boys' cut & sew apparel mfg .....                         | (C)   | (D)               | (D)           | 2                              | —   | —         | —         | —         | 1         | 1          | —          | —          | —             |  |
| 321               | Wood product mfg .....   | 164   | 734               | 2 590         | 16                             | 6   | 4         | 3         | 3         | —         | —          | —          | —          | —             |  |
| 337               | Furniture & related product mfg .....                            | (C)   | (D)               | (D)           | 5                              | 3   | 1         | —         | —         | —         | 1          | —          | —          | —             |  |
| 3371              | HH & institutional furniture & kitchen cabinet mfg .....         | (C)   | (D)               | (D)           | 2                              | —   | 1         | —         | —         | —         | 1          | —          | —          | —             |  |
| 33711             | Wood kitchen cabinet & countertop mfg .....                      | (C)   | (D)               | (D)           | 2                              | —   | 1         | —         | —         | —         | 1          | —          | —          | —             |  |
| <b>42</b>         | <b>Wholesale trade .....</b>                                     | <b>141</b>                                      | <b>593</b>        | <b>2 481</b>  | <b>19</b>                      | <b>7</b>  | <b>9</b>  | <b>1</b>  | <b>2</b>  | —         | —          | —          | —          | —             |  |

See footnotes at end of table.

**Table 6. Counties—Employees, Payroll, and Establishments by Industry: 2003—Con.**

[Excludes most government employees, railroad employees, and self-employed persons. Size class 1 to 4 includes establishments with payroll, but no employees, during mid-March pay period. (D) denotes figures withheld to avoid disclosing data for individual companies; the data are included in broader industry totals. Detailed industries with 100 or more employees are shown if industry was not a (D). For explanation of terms, abbreviations, and data reliability/comparability, see introductory text]

| NAICS code        | Industry   | Number of employees for week including March 12 | Payroll (\$1,000) |                | Total number of establishments | Number of establishments by employment-size class |           |           |           |          |            |            |            |               |
|-------------------|--|---|-------------------|----------------|--------------------------------|---|-----------|-----------|-----------|----------|------------|------------|------------|---------------|
|                   |  |   | First quarter     | Annual         |                                | 1 to 4  | 5 to 9    | 10 to 19  | 20 to 49  | 50 to 99 | 100 to 249 | 250 to 499 | 500 to 999 | 1,000 or more |
| <b>TEXAS—Con.</b> |  |   |                   |                |                                |   |           |           |           |          |            |            |            |               |
| <b>44-45</b>      | <b>Retail trade</b> .....  | <b>903</b>                                      | <b>3 263</b>      | <b>13 481</b>  | <b>95</b>                      | <b>51</b>   | <b>24</b> | <b>12</b> | <b>4</b>  | <b>3</b> | <b>1</b>   | —          | —          | —             |
| 441               | Motor vehicle & parts dealers .....                              | 114   | 523               | 2 414          | 21                             | 15  | 3         | 2         | 1         | —        | —          | —          | —          | —             |
| 445               | Food & beverage stores .....                                     | (C)   | (D)               | (D)            | 7                              | 3   | 1         | —         | 2         | 1        | —          | —          | —          | —             |
| 4451              | Grocery stores .....   | (C)   | (D)               | (D)            | 6                              | 2   | 1         | —         | 2         | 1        | —          | —          | —          | —             |
| 44511             | Grocery (except convenience) stores .....                        | (C)   | (D)               | (D)            | 6                              | 2   | 1         | —         | 2         | 1        | —          | —          | —          | —             |
| 447               | Gasoline stations .....  | 184   | 535               | 2 152          | 22                             | 8   | 8         | 5         | —         | 1        | —          | —          | —          | —             |
| 4471              | Gasoline stations .....  | 184   | 535               | 2 152          | 22                             | 8   | 8         | 5         | —         | 1        | —          | —          | —          | —             |
| 452               | General merchandise stores .....                                 | 224   | 770               | 3 373          | 9                              | 5   | 3         | —         | —         | —        | 1          | —          | —          | —             |
| 4521              | Department stores .....  | (C)   | (D)               | (D)            | 1                              | —   | —         | —         | —         | —        | 1          | —          | —          | —             |
| 45211             | Department stores .....  | (C)   | (D)               | (D)            | 1                              | —   | —         | —         | —         | —        | 1          | —          | —          | —             |
| <b>48-49</b>      | <b>Transportation &amp; warehousing</b> .....                    | <b>290</b>                                      | <b>1 801</b>      | <b>7 209</b>   | <b>28</b>                      | <b>24</b>   | —         | <b>3</b>  | —         | —        | <b>1</b>   | —          | —          | —             |
| 484               | Truck transportation .....                                       | 285   | 1 791             | 7 170          | 25                             | 21  | —         | 3         | —         | —        | 1          | —          | —          | —             |
| 4842              | Specialized freight trucking .....                               | 232   | 1 436             | 5 605          | 14                             | 12  | —         | 1         | —         | —        | 1          | —          | —          | —             |
| 48422             | Specialized freight (exc used) trucking, local ..                | (C)   | (D)               | (D)            | 7                              | 5   | —         | 1         | —         | —        | 1          | —          | —          | —             |
| <b>51</b>         | <b>Information</b> .....   | <b>45</b>                                       | <b>173</b>        | <b>620</b>     | <b>10</b>                      | <b>6</b>  | <b>3</b>  | <b>1</b>  | —         | —        | —          | —          | —          | —             |
| <b>52</b>         | <b>Finance &amp; insurance</b> .....                             | <b>207</b>                                      | <b>1 322</b>      | <b>5 476</b>   | <b>27</b>                      | <b>17</b>   | <b>3</b>  | <b>3</b>  | <b>4</b>  | —        | —          | —          | —          | —             |
| 522               | Credit intermediation & related activities .....                 | (C)   | (D)               | (D)            | 13                             | 5   | 1         | 3         | 4         | —        | —          | —          | —          | —             |
| 5221              | Depository credit intermediation .....                           | (C)   | (D)               | (D)            | 10                             | 2   | 1         | 3         | 4         | —        | —          | —          | —          | —             |
| 52211             | Commercial banking .....   | 152   | 1 036             | 4 325          | 9                              | 2   | 1         | 2         | 4         | —        | —          | —          | —          | —             |
| 522110            | Commercial banking .....   | 152   | 1 036             | 4 325          | 9                              | 2   | 1         | 2         | 4         | —        | —          | —          | —          | —             |
| <b>53</b>         | <b>Real estate &amp; rental &amp; leasing</b> .....              | <b>153</b>                                      | <b>381</b>        | <b>2 191</b>   | <b>12</b>                      | <b>9</b>  | <b>2</b>  | —         | —         | —        | <b>1</b>   | —          | —          | —             |
| 531               | Real estate .....  | (C)   | (D)               | (D)            | 11                             | 9   | 1         | —         | —         | —        | 1          | —          | —          | —             |
| 5312              | Offices of real estate agents & brokers .....                    | (C)   | (D)               | (D)            | 3                              | 2   | —         | —         | —         | —        | 1          | —          | —          | —             |
| 53121             | Offices of real estate agents & brokers .....                    | (C)   | (D)               | (D)            | 3                              | 2   | —         | —         | —         | —        | 1          | —          | —          | —             |
| <b>54</b>         | <b>Professional, scientific &amp; technical services</b> .....   | <b>86</b>                                       | <b>310</b>        | <b>1 404</b>   | <b>23</b>                      | <b>17</b>   | <b>4</b>  | <b>1</b>  | <b>1</b>  | —        | —          | —          | —          | —             |
| <b>55</b>         | <b>Management of companies &amp; enterprises</b> ..              | <b>(A)</b>                                      | <b>(D)</b>        | <b>(D)</b>     | <b>2</b>                       | <b>2</b>  | —         | —         | —         | —        | —          | —          | —          | —             |
| <b>56</b>         | <b>Admin, support, waste mgt, remediation services</b> .....     | <b>75</b>                                       | <b>81</b>         | <b>344</b>     | <b>6</b>                       | <b>4</b>  | <b>1</b>  | —         | —         | <b>1</b> | —          | —          | —          | —             |
| <b>61</b>         | <b>Educational services</b> .....                                | <b>72</b>                                       | <b>486</b>        | <b>1 652</b>   | <b>3</b>                       | <b>1</b>  | —         | <b>1</b>  | —         | <b>1</b> | —          | —          | —          | —             |
| <b>62</b>         | <b>Health care and social assistance</b> .....                   | <b>828</b>                                      | <b>4 634</b>      | <b>18 304</b>  | <b>46</b>                      | <b>24</b>   | <b>9</b>  | <b>7</b>  | <b>2</b>  | <b>2</b> | <b>1</b>   | <b>1</b>   | —          | —             |
| 621               | Ambulatory health care services .....                            | (C)   | (D)               | (D)            | 21                             | 11  | 3         | 5         | 2         | —        | —          | —          | —          | —             |
| 622               | Hospitals .....  | (E)   | (D)               | (D)            | 1                              | —   | —         | —         | —         | —        | —          | 1          | —          | —             |
| 6221              | General medical & surgical hospitals .....                       | (E)   | (D)               | (D)            | 1                              | —   | —         | —         | —         | —        | —          | 1          | —          | —             |
| 62211             | General medical & surgical hospitals .....                       | (E)   | (D)               | (D)            | 1                              | —   | —         | —         | —         | —        | —          | 1          | —          | —             |
| 623               | Nursing & residential care facilities .....                      | (E)   | (D)               | (D)            | 6                              | 1   | —         | 2         | —         | 2        | 1          | —          | —          | —             |
| 6231              | Nursing care facilities .....                                    | 299   | 970               | 4 137          | 3                              | —   | —         | —         | —         | 2        | 1          | —          | —          | —             |
| 62311             | Nursing care facilities .....                                    | 299   | 970               | 4 137          | 3                              | —   | —         | —         | —         | 2        | 1          | —          | —          | —             |
| 623110            | Nursing care facilities .....                                    | 299   | 970               | 4 137          | 3                              | —   | —         | —         | —         | 2        | 1          | —          | —          | —             |
| <b>71</b>         | <b>Arts, entertainment &amp; recreation</b> .....                | <b>5</b>  | <b>10</b>         | <b>64</b>      | <b>4</b>                       | <b>4</b>  | —         | —         | —         | —        | —          | —          | —          | —             |
| <b>72</b>         | <b>Accommodation &amp; food services</b> .....                   | <b>278</b>                                      | <b>527</b>        | <b>2 243</b>   | <b>36</b>                      | <b>20</b>   | <b>9</b>  | <b>3</b>  | <b>3</b>  | <b>1</b> | —          | —          | —          | —             |
| 722               | Food services & drinking places .....                            | 260   | 487               | 2 076          | 31                             | 16  | 8         | 3         | 3         | 1        | —          | —          | —          | —             |
| 7221              | Full-service restaurants .....                                   | 145   | 290               | 1 172          | 19                             | 10  | 5         | 3         | —         | 1        | —          | —          | —          | —             |
| 72211             | Full-service restaurants .....                                   | 145   | 290               | 1 172          | 19                             | 10  | 5         | 3         | —         | 1        | —          | —          | —          | —             |
| 722110            | Full-service restaurants .....                                   | 145   | 290               | 1 172          | 19                             | 10  | 5         | 3         | —         | 1        | —          | —          | —          | —             |
| 7222              | Limited-service eating places .....                              | 111   | 186               | 860            | 9                              | 3   | 3         | —         | 3         | —        | —          | —          | —          | —             |
| 72221             | Limited-service eating places .....                              | 111   | 186               | 860            | 9                              | 3   | 3         | —         | 3         | —        | —          | —          | —          | —             |
| 722211            | Limited-service eating places .....                              | 111   | 186               | 860            | 9                              | 3   | 3         | —         | 3         | —        | —          | —          | —          | —             |
| <b>81</b>         | <b>Other services (except public administration)</b> .....       | <b>167</b>                                      | <b>511</b>        | <b>1 999</b>   | <b>70</b>                      | <b>59</b>   | <b>9</b>  | <b>2</b>  | —         | —        | —          | —          | —          | —             |
| 813               | Religious, grantmaking, civic, prof & like organizations .....   | 102   | 238               | 966            | 35                             | 28  | 6         | 1         | —         | —        | —          | —          | —          | —             |
| <b>99</b>         | <b>Unclassified establishments</b> .....                         | <b>19</b>                                       | <b>52</b>         | <b>189</b>     | <b>23</b>                      | <b>23</b>   | —         | —         | —         | —        | —          | —          | —          | —             |
| <b>VERNON</b>     |  |   |                   |                |                                |   |           |           |           |          |            |            |            |               |
|                   | <b>Total</b> .....   | <b>5 591</b>                                    | <b>30 149</b>     | <b>125 218</b> | <b>572</b>                     | <b>372</b>  | <b>96</b> | <b>55</b> | <b>36</b> | <b>7</b> | <b>2</b>   | <b>3</b>   | <b>1</b>   | —             |
| <b>11</b>         | <b>Forestry, fishing, hunting, and agriculture support</b> ..... | <b>6</b>  | <b>20</b>         | <b>46</b>      | <b>3</b>                       | <b>3</b>  | —         | —         | —         | —        | —          | —          | —          | —             |
| <b>21</b>         | <b>Mining</b> .....  | <b>(A)</b>                                      | <b>(D)</b>        | <b>(D)</b>     | <b>2</b>                       | <b>2</b>  | —         | —         | —         | —        | —          | —          | —          | —             |
| <b>22</b>         | <b>Utilities</b> .....   | <b>(B)</b>                                      | <b>(D)</b>        | <b>(D)</b>     | <b>3</b>                       | <b>1</b>  | <b>1</b>  | <b>1</b>  | —         | —        | —          | —          | —          | —             |
| <b>23</b>         | <b>Construction</b> .....  | <b>204</b>                                      | <b>924</b>        | <b>4 470</b>   | <b>46</b>                      | <b>34</b>   | <b>4</b>  | <b>7</b>  | <b>1</b>  | —        | —          | —          | —          | —             |
| 238               | Specialty Trade Contractors .....                                | 114   | 496               | 2 521          | 28                             | 21  | 3         | 3         | 1         | —        | —          | —          | —          | —             |
| <b>31-33</b>      | <b>Manufacturing</b> .....                                       | <b>1 061</b>                                    | <b>10 508</b>     | <b>40 129</b>  | <b>20</b>                      | <b>5</b>  | <b>5</b>  | <b>5</b>  | <b>2</b>  | <b>1</b> | <b>1</b>   | —          | <b>1</b>   | —             |
| 326               | Plastics & rubber products mfg .....                             | (F)   | (D)               | (D)            | 1                              | —   | —         | —         | —         | —        | —          | —          | —          | 1             |
| 3261              | Plastics product mfg .....                                       | (F)   | (D)               | (D)            | 1                              | —   | —         | —         | —         | —        | —          | —          | —          | 1             |
| 32611             | Unsupported plastics film, sheet, & bag mfg ..                   | (F)   | (D)               | (D)            | 1                              | —   | —         | —         | —         | —        | —          | —          | —          | 1             |
| 327               | Nonmetallic mineral product mfg .....                            | (C)   | (D)               | (D)            | 3                              | 1   | 1         | —         | —         | —        | 1          | —          | —          | —             |
| 3271              | Clay product & refractory mfg .....                              | (C)   | (D)               | (D)            | 1                              | —   | —         | —         | —         | —        | 1          | —          | —          | —             |
| 32711             | Pottery, ceramics & plumbing fixture mfg .....                   | (C)   | (D)               | (D)            | 1                              | —   | —         | —         | —         | —        | 1          | —          | —          | —             |
| <b>42</b>         | <b>Wholesale trade</b> .....                                     | <b>140</b>                                      | <b>863</b>        | <b>3 752</b>   | <b>19</b>                      | <b>8</b>  | <b>4</b>  | <b>5</b>  | <b>2</b>  | —        | —          | —          | —          | —             |

See footnotes at end of table.

**Table 6. Counties—Employees, Payroll, and Establishments by Industry: 2003—Con.**

[Excludes most government employees, railroad employees, and self-employed persons. Size class 1 to 4 includes establishments with payroll, but no employees, during mid-March pay period. (D) denotes figures withheld to avoid disclosing data for individual companies; the data are included in broader industry totals. Detailed industries with 100 or more employees are shown if industry was not a (D). For explanation of terms, abbreviations, and data reliability/comparability, see introductory text]

| NAICS code         | Industry   | Number of employees for week including March 12 | Payroll (\$1,000) |                | Total number of establishments | Number of establishments by employment-size class |            |           |           |           |            |            |            |               |
|--------------------|--|---|-------------------|----------------|--------------------------------|---|------------|-----------|-----------|-----------|------------|------------|------------|---------------|
|                    |  |   | First quarter     | Annual         |                                | 1 to 4  | 5 to 9     | 10 to 19  | 20 to 49  | 50 to 99  | 100 to 249 | 250 to 499 | 500 to 999 | 1,000 or more |
| <b>VERNON—Con.</b> |  |   |                   |                |                                |   |            |           |           |           |            |            |            |               |
| <b>44-45</b>       | <b>Retail trade</b> .....  | <b>928</b>                                      | <b>3 791</b>      | <b>17 077</b>  | <b>95</b>                      | <b>43</b>   | <b>34</b>  | <b>9</b>  | <b>7</b>  | <b>1</b>  | <b>1</b>   | —          | —          | —             |
| 441                | Motor vehicle & parts dealers .....                                      | 113   | 628               | 2 745          | 15                             | 5   | 8          | 1         | 1         | —         | —          | —          | —          | —             |
| 444                | Bldg material & garden equip & supp dealers .....                        | 101   | 492               | 2 001          | 12                             | 3   | 6          | 2         | 1         | —         | —          | —          | —          | —             |
| 445                | Food & beverage stores .....   | 122   | 541               | 2 180          | 8                              | 5   | 1          | —         | 1         | 1         | —          | —          | —          | —             |
| 4451               | Grocery stores .....   | 114   | 517               | 2 039          | 5                              | 2   | 1          | —         | 1         | 1         | —          | —          | —          | —             |
| 44511              | Grocery (except convenience) stores .....                                | (C)   | (D)               | (D)            | 4                              | 1   | 1          | —         | 1         | 1         | —          | —          | —          | —             |
| 452                | General merchandise stores .....   | (E)   | (D)               | (D)            | 6                              | 1   | 4          | —         | —         | —         | 1          | —          | —          | —             |
| 4529               | Other general merchandise stores .....                                   | (E)   | (D)               | (D)            | 6                              | 1   | 4          | —         | —         | —         | 1          | —          | —          | —             |
| 45291              | Warehouse clubs & superstores .....                                      | (C)   | (D)               | (D)            | 1                              | —   | —          | —         | —         | —         | 1          | —          | —          | —             |
| <b>48-49</b>       | <b>Transportation &amp; warehousing</b> .....                            | <b>170</b>                                      | <b>774</b>        | <b>3 602</b>   | <b>31</b>                      | <b>24</b>   | <b>2</b>   | <b>3</b>  | <b>2</b>  | —         | —          | —          | —          | —             |
| <b>51</b>          | <b>Information</b> .....   | <b>93</b>                                       | <b>403</b>        | <b>1 615</b>   | <b>7</b>                       | <b>1</b>  | <b>3</b>   | <b>1</b>  | <b>2</b>  | —         | —          | —          | —          | —             |
| <b>52</b>          | <b>Finance &amp; insurance</b> .....                                     | <b>291</b>                                      | <b>2 000</b>      | <b>8 527</b>   | <b>42</b>                      | <b>27</b>   | <b>9</b>   | <b>3</b>  | <b>2</b>  | <b>1</b>  | —          | —          | —          | —             |
| 522                | Credit intermediation & related activities .....                         | 231   | 1 577             | 6 693          | 20                             | 10  | 4          | 3         | 2         | 1         | —          | —          | —          | —             |
| 5221               | Depository credit intermediation .....                                   | 194   | 1 415             | 5 975          | 9                              | 1   | 3          | 2         | 2         | 1         | —          | —          | —          | —             |
| 52211              | Commercial banking .....   | 194   | 1 415             | 5 975          | 9                              | 1   | 3          | 2         | 2         | 1         | —          | —          | —          | —             |
| 522110             | Commercial banking .....   | 194   | 1 415             | 5 975          | 9                              | 1   | 3          | 2         | 2         | 1         | —          | —          | —          | —             |
| <b>53</b>          | <b>Real estate &amp; rental &amp; leasing</b> .....                      | <b>30</b>                                       | <b>95</b>         | <b>486</b>     | <b>16</b>                      | <b>14</b>   | <b>2</b>   | —         | —         | —         | —          | —          | —          | —             |
| <b>54</b>          | <b>Professional, scientific &amp; technical services</b> .....           | <b>93</b>                                       | <b>479</b>        | <b>1 929</b>   | <b>26</b>                      | <b>20</b>   | <b>4</b>   | <b>2</b>  | —         | —         | —          | —          | —          | —             |
| <b>55</b>          | <b>Management of companies &amp; enterprises</b> .....                   | <b>(A)</b>                                      | <b>(D)</b>        | <b>(D)</b>     | <b>1</b>                       | —   | —          | <b>1</b>  | —         | —         | —          | —          | —          | —             |
| <b>56</b>          | <b>Admin, support, waste mgt, remediation services</b> .....             | <b>(B)</b>                                      | <b>(D)</b>        | <b>(D)</b>     | <b>23</b>                      | <b>19</b>   | <b>4</b>   | —         | —         | —         | —          | —          | —          | —             |
| <b>61</b>          | <b>Educational services</b> .....  | <b>(E)</b>                                      | <b>(D)</b>        | <b>(D)</b>     | <b>4</b>                       | <b>1</b>  | <b>2</b>   | —         | —         | —         | —          | <b>1</b>   | —          | —             |
| 611                | Educational services .....   | (E)   | (D)               | (D)            | 4                              | 1   | 2          | —         | —         | —         | —          | 1          | —          | —             |
| 6112               | Junior colleges .....  | (E)   | (D)               | (D)            | 1                              | —   | —          | —         | —         | —         | —          | 1          | —          | —             |
| 61121              | Junior colleges .....  | (E)   | (D)               | (D)            | 1                              | —   | —          | —         | —         | —         | —          | 1          | —          | —             |
| <b>62</b>          | <b>Health care and social assistance</b> .....                           | <b>1 370</b>                                    | <b>6 558</b>      | <b>28 405</b>  | <b>79</b>                      | <b>52</b>   | <b>8</b>   | <b>8</b>  | <b>5</b>  | <b>4</b>  | —          | <b>2</b>   | —          | —             |
| 621                | Ambulatory health care services .....                                    | 246   | 1 346             | 6 111          | 46                             | 37  | 4          | 1         | 4         | —         | —          | —          | —          | —             |
| 622                | Hospitals .....  | (F)   | (D)               | (D)            | 2                              | —   | —          | —         | —         | —         | —          | 2          | —          | —             |
| 6221               | General medical & surgical hospitals .....                               | (E)   | (D)               | (D)            | 1                              | —   | —          | —         | —         | —         | —          | 1          | —          | —             |
| 62211              | General medical & surgical hospitals .....                               | (E)   | (D)               | (D)            | 1                              | —   | —          | —         | —         | —         | —          | 1          | —          | —             |
| 6222               | Psychiatric & substance abuse hospitals .....                            | (E)   | (D)               | (D)            | 1                              | —   | —          | —         | —         | —         | —          | 1          | —          | —             |
| 62221              | Psychiatric & substance abuse hospitals .....                            | (E)   | (D)               | (D)            | 1                              | —   | —          | —         | —         | —         | —          | 1          | —          | —             |
| 623                | Nursing & residential care facilities .....                              | 281   | 876               | 3 609          | 11                             | 2   | 2          | 4         | —         | 3         | —          | —          | —          | —             |
| 6231               | Nursing care facilities .....  | 172   | 638               | 2 628          | 6                              | 1   | 1          | 2         | —         | 2         | —          | —          | —          | —             |
| 62311              | Nursing care facilities .....  | 172   | 638               | 2 628          | 6                              | 1   | 1          | 2         | —         | 2         | —          | —          | —          | —             |
| 623110             | Nursing care facilities .....  | 172   | 638               | 2 628          | 6                              | 1   | 1          | 2         | —         | 2         | —          | —          | —          | —             |
| 624                | Social assistance .....  | (C)   | (D)               | (D)            | 20                             | 13  | 2          | 3         | 1         | 1         | —          | —          | —          | —             |
| <b>71</b>          | <b>Arts, entertainment &amp; recreation</b> .....                        | <b>(B)</b>                                      | <b>(D)</b>        | <b>(D)</b>     | <b>7</b>                       | <b>5</b>  | —          | <b>1</b>  | <b>1</b>  | —         | —          | —          | —          | —             |
| <b>72</b>          | <b>Accommodation &amp; food services</b> .....                           | <b>453</b>                                      | <b>889</b>        | <b>3 836</b>   | <b>42</b>                      | <b>22</b>   | <b>4</b>   | <b>4</b>  | <b>12</b> | —         | —          | —          | —          | —             |
| 722                | Food services & drinking places .....                                    | 410   | 813               | 3 589          | 37                             | 19  | 4          | 3         | 11        | —         | —          | —          | —          | —             |
| 7221               | Full-service restaurants .....   | 134   | 304               | 1 323          | 13                             | 7   | 1          | 1         | 4         | —         | —          | —          | —          | —             |
| 72211              | Full-service restaurants .....   | 134   | 304               | 1 323          | 13                             | 7   | 1          | 1         | 4         | —         | —          | —          | —          | —             |
| 722110             | Full-service restaurants .....   | 134   | 304               | 1 323          | 13                             | 7   | 1          | 1         | 4         | —         | —          | —          | —          | —             |
| 7222               | Limited-service eating places .....                                      | 239   | 422               | 1 898          | 19                             | 9   | 2          | 2         | 6         | —         | —          | —          | —          | —             |
| 72221              | Limited-service eating places .....                                      | 239   | 422               | 1 898          | 19                             | 9   | 2          | 2         | 6         | —         | —          | —          | —          | —             |
| <b>81</b>          | <b>Other services (except public administration)</b> .....               | <b>205</b>                                      | <b>623</b>        | <b>2 616</b>   | <b>59</b>                      | <b>44</b>   | <b>10</b>  | <b>5</b>  | —         | —         | —          | —          | —          | —             |
| 813                | Religious, grantmaking, civic, prof & like organizations .....           | 108   | 258               | 1 055          | 27                             | 19  | 5          | 3         | —         | —         | —          | —          | —          | —             |
| <b>99</b>          | <b>Unclassified establishments</b> .....                                 | <b>35</b>                                       | <b>74</b>         | <b>334</b>     | <b>47</b>                      | <b>47</b>   | —          | —         | —         | —         | —          | —          | —          | —             |
| <b>WARREN</b>      |  |   |                   |                |                                |   |            |           |           |           |            |            |            |               |
|                    | <b>Total</b> .....   | <b>6 135</b>                                    | <b>32 790</b>     | <b>142 755</b> | <b>575</b>                     | <b>332</b>  | <b>125</b> | <b>50</b> | <b>48</b> | <b>12</b> | <b>6</b>   | <b>1</b>   | <b>1</b>   | —             |
| <b>11</b>          | <b>Forestry, fishing, hunting, and agriculture support</b> .....         | <b>6</b>  | <b>5</b>          | <b>55</b>      | <b>3</b>                       | <b>3</b>  | —          | —         | —         | —         | —          | —          | —          | —             |
| <b>21</b>          | <b>Mining</b> .....  | <b>(B)</b>                                      | <b>(D)</b>        | <b>(D)</b>     | <b>2</b>                       | —   | <b>1</b>   | —         | <b>1</b>  | —         | —          | —          | —          | —             |
| <b>22</b>          | <b>Utilities</b> .....   | <b>(A)</b>                                      | <b>(D)</b>        | <b>(D)</b>     | <b>1</b>                       | —   | <b>1</b>   | —         | —         | —         | —          | —          | —          | —             |
| <b>23</b>          | <b>Construction</b> .....  | <b>559</b>                                      | <b>3 165</b>      | <b>16 768</b>  | <b>104</b>                     | <b>79</b>   | <b>18</b>  | <b>3</b>  | <b>3</b>  | —         | <b>1</b>   | —          | —          | —             |
| 236                | Construction of Buildings .....  | 253   | 1 303             | 7 157          | 37                             | 31  | 5          | —         | —         | —         | 1          | —          | —          | —             |
| 2361               | Residential Building Construction .....                                  | 246   | 1 264             | 6 966          | 33                             | 27  | 5          | —         | —         | —         | 1          | —          | —          | —             |
| 23611              | Residential Building Construction .....                                  | 246   | 1 264             | 6 966          | 33                             | 27  | 5          | —         | —         | —         | 1          | —          | —          | —             |
| 236115             | New Single-Family Housing Construction (except Operative Builders) ..... | 218   | 1 108             | 6 370          | 26                             | 23  | 2          | —         | —         | —         | 1          | —          | —          | —             |
| 238                | Specialty Trade Contractors .....  | 286   | 1 773             | 8 948          | 62                             | 45  | 11         | 3         | 3         | —         | —          | —          | —          | —             |

See footnotes at end of table.

**Table 6. Counties—Employees, Payroll, and Establishments by Industry: 2003—Con.**

[Excludes most government employees, railroad employees, and self-employed persons. Size class 1 to 4 includes establishments with payroll, but no employees, during mid-March pay period. (D) denotes figures withheld to avoid disclosing data for individual companies; the data are included in broader industry totals. Detailed industries with 100 or more employees are shown if industry was not a (D). For explanation of terms, abbreviations, and data reliability/comparability, see introductory text]

| NAICS code         | Industry   | Number of employees for week including March 12 | Payroll (\$1,000) |               | Total number of establishments | Number of establishments by employment-size class |           |           |           |          |            |            |            |               |
|--------------------|--|---|-------------------|---------------|--------------------------------|---|-----------|-----------|-----------|----------|------------|------------|------------|---------------|
|                    |  |   | First quarter     | Annual        |                                | 1 to 4  | 5 to 9    | 10 to 19  | 20 to 49  | 50 to 99 | 100 to 249 | 250 to 499 | 500 to 999 | 1,000 or more |
| <b>WARREN—Con.</b> |  |   |                   |               |                                |   |           |           |           |          |            |            |            |               |
| <b>31-33</b>       | <b>Manufacturing</b>                                     | <b>1 743</b>                                    | <b>13 577</b>     | <b>56 785</b> | <b>37</b>                      | <b>14</b>   | <b>2</b>  | <b>5</b>  | <b>8</b>  | <b>5</b> | <b>1</b>   | <b>1</b>   | <b>1</b>   | <b>—</b>      |
| 322                | Paper mfg  | (C)   | (D)               | (D)           | 2                              | —   | —         | —         | 1         | —        | 1          | —          | —          | —             |
| 3222               | Converted paper product mfg                              | (C)   | (D)               | (D)           | 2                              | —   | —         | —         | 1         | —        | 1          | —          | —          | —             |
| 32222              | Paper bag & coated & treated paper mfg                   | (C)   | (D)               | (D)           | 1                              | —   | —         | —         | —         | —        | 1          | —          | —          | —             |
| 327                | Nonmetallic mineral product mfg                          | 128   | 1 335             | 5 522         | 4                              | —   | —         | 2         | 1         | 1        | —          | —          | —          | —             |
| 332                | Fabricated metal product mfg                             | 183   | 1 660             | 7 275         | 9                              | 4   | 1         | —         | 3         | 1        | —          | —          | —          | —             |
| 336                | Transportation equipment mfg                             | 329   | 2 644             | 11 680        | 3                              | 1   | —         | —         | 1         | —        | —          | 1          | —          | —             |
| 3363               | Motor vehicle parts mfg                                  | (E)   | (D)               | (D)           | 1                              | —   | —         | —         | —         | —        | —          | 1          | —          | —             |
| 33639              | Other motor vehicle parts mfg                            | (E)   | (D)               | (D)           | 1                              | —   | —         | —         | —         | —        | —          | 1          | —          | —             |
| 337                | Furniture & related product mfg                          | (F)   | (D)               | (D)           | 3                              | 2   | —         | —         | —         | —        | —          | —          | 1          | —             |
| 3371               | HH & institutional furniture & kitchen cabinet mfg       | (F)   | (D)               | (D)           | 3                              | 2   | —         | —         | —         | —        | —          | —          | 1          | —             |
| 33712              | Household & institutional furniture mfg                  | (F)   | (D)               | (D)           | 2                              | 1   | —         | —         | —         | —        | —          | —          | 1          | —             |
| <b>42</b>          | <b>Wholesale trade</b>                                   | <b>165</b>                                      | <b>1 583</b>      | <b>7 808</b>  | <b>27</b>                      | <b>17</b>   | <b>6</b>  | <b>1</b>  | <b>2</b>  | <b>1</b> | <b>—</b>   | <b>—</b>   | <b>—</b>   | <b>—</b>      |
| <b>44-45</b>       | <b>Retail trade</b>                                      | <b>1 112</b>                                    | <b>4 788</b>      | <b>20 186</b> | <b>121</b>                     | <b>52</b>   | <b>42</b> | <b>14</b> | <b>11</b> | <b>1</b> | <b>1</b>   | <b>—</b>   | <b>—</b>   | <b>—</b>      |
| 441                | Motor vehicle & parts dealers                            | 126   | 1 011             | 4 529         | 15                             | 8   | 1         | 5         | 1         | —        | —          | —          | —          | —             |
| 445                | Food & beverage stores                                   | 149   | 739               | 2 809         | 10                             | 4   | 1         | 1         | 4         | —        | —          | —          | —          | —             |
| 4451               | Grocery stores   | (C)   | (D)               | (D)           | 6                              | 1   | —         | 1         | 4         | —        | —          | —          | —          | —             |
| 44511              | Grocery (except convenience) stores                      | (C)   | (D)               | (D)           | 5                              | 1   | —         | 1         | 3         | —        | —          | —          | —          | —             |
| 447                | Gasoline stations  | 186   | 617               | 2 621         | 13                             | 2   | 6         | 3         | 1         | 1        | —          | —          | —          | —             |
| 4471               | Gasoline stations  | 186   | 617               | 2 621         | 13                             | 2   | 6         | 3         | 1         | 1        | —          | —          | —          | —             |
| 44711              | Gasoline stations with convenience stores                | (C)   | (D)               | (D)           | 10                             | —   | 6         | 3         | 1         | —        | —          | —          | —          | —             |
| 448                | Clothing & clothing accessories stores                   | 233   | 628               | 2 847         | 26                             | 6   | 14        | 3         | 3         | —        | —          | —          | —          | —             |
| 4481               | Clothing stores  | (C)   | (D)               | (D)           | 19                             | 5   | 10        | 2         | 2         | —        | —          | —          | —          | —             |
| 44814              | Family clothing stores                                   | 113   | 303               | 1 245         | 10                             | 2   | 5         | 1         | 2         | —        | —          | —          | —          | —             |
| 448140             | Family clothing stores                                   | 113   | 303               | 1 245         | 10                             | 2   | 5         | 1         | 2         | —        | —          | —          | —          | —             |
| 452                | General merchandise stores                               | 204   | 722               | 2 903         | 4                              | —   | 2         | —         | 1         | —        | 1          | —          | —          | —             |
| 4521               | Department stores  | (C)   | (D)               | (D)           | 1                              | —   | —         | —         | —         | —        | 1          | —          | —          | —             |
| 45211              | Department stores  | (C)   | (D)               | (D)           | 1                              | —   | —         | —         | —         | —        | 1          | —          | —          | —             |
| <b>48-49</b>       | <b>Transportation &amp; warehousing</b>                  | <b>151</b>                                      | <b>843</b>        | <b>4 748</b>  | <b>30</b>                      | <b>19</b>   | <b>5</b>  | <b>6</b>  | <b>—</b>  | <b>—</b> | <b>—</b>   | <b>—</b>   | <b>—</b>   | <b>—</b>      |
| 484                | Truck transportation                                     | (C)   | (D)               | (D)           | 28                             | 18  | 5         | 5         | —         | —        | —          | —          | —          | —             |
| <b>51</b>          | <b>Information</b>                                       | <b>82</b>                                       | <b>246</b>        | <b>755</b>    | <b>3</b>                       | <b>—</b>  | <b>2</b>  | <b>—</b>  | <b>—</b>  | <b>1</b> | <b>—</b>   | <b>—</b>   | <b>—</b>   | <b>—</b>      |
| <b>52</b>          | <b>Finance &amp; insurance</b>                           | <b>142</b>                                      | <b>1 080</b>      | <b>4 352</b>  | <b>26</b>                      | <b>17</b>   | <b>4</b>  | <b>4</b>  | <b>1</b>  | <b>—</b> | <b>—</b>   | <b>—</b>   | <b>—</b>   | <b>—</b>      |
| 522                | Credit intermediation & related activities               | 113   | 826               | 3 204         | 12                             | 4   | 3         | 4         | 1         | —        | —          | —          | —          | —             |
| 5221               | Depository credit intermediation                         | (C)   | (D)               | (D)           | 8                              | —   | 3         | 4         | 1         | —        | —          | —          | —          | —             |
| <b>53</b>          | <b>Real estate &amp; rental &amp; leasing</b>            | <b>80</b>                                       | <b>277</b>        | <b>1 080</b>  | <b>26</b>                      | <b>21</b>   | <b>2</b>  | <b>3</b>  | <b>—</b>  | <b>—</b> | <b>—</b>   | <b>—</b>   | <b>—</b>   | <b>—</b>      |
| <b>54</b>          | <b>Professional, scientific &amp; technical services</b> | <b>218</b>                                      | <b>862</b>        | <b>2 864</b>  | <b>25</b>                      | <b>14</b>   | <b>7</b>  | <b>2</b>  | <b>1</b>  | <b>—</b> | <b>1</b>   | <b>—</b>   | <b>—</b>   | <b>—</b>      |
| 541                | Professional, scientific & technical services            | 218   | 862               | 2 864         | 25                             | 14  | 7         | 2         | 1         | —        | 1          | —          | —          | —             |
| 5412               | Accounting, tax prep, bookkeep, payroll services         | 146   | 307               | 748           | 6                              | 2   | 2         | —         | 1         | —        | 1          | —          | —          | —             |
| 54121              | Accounting, tax prep, bookkeep, payroll services         | 146   | 307               | 748           | 6                              | 2   | 2         | —         | 1         | —        | 1          | —          | —          | —             |
| <b>55</b>          | <b>Management of companies &amp; enterprises</b>         | <b>(A)</b>                                      | <b>(D)</b>        | <b>(D)</b>    | <b>2</b>                       | <b>1</b>  | <b>1</b>  | <b>—</b>  | <b>—</b>  | <b>—</b> | <b>—</b>   | <b>—</b>   | <b>—</b>   | <b>—</b>      |
| <b>56</b>          | <b>Admin. support, waste mgt, remediation services</b>   | <b>188</b>                                      | <b>502</b>        | <b>2 649</b>  | <b>23</b>                      | <b>18</b>   | <b>1</b>  | <b>—</b>  | <b>3</b>  | <b>1</b> | <b>—</b>   | <b>—</b>   | <b>—</b>   | <b>—</b>      |
| 561                | Administrative & support services                        | (C)   | (D)               | (D)           | 21                             | 16  | 1         | —         | 3         | 1        | —          | —          | —          | —             |
| 5613               | Employment services                                      | (C)   | (D)               | (D)           | 3                              | 1   | —         | —         | 1         | 1        | —          | —          | —          | —             |
| <b>61</b>          | <b>Educational services</b>                              | <b>(A)</b>                                      | <b>(D)</b>        | <b>(D)</b>    | <b>4</b>                       | <b>3</b>  | <b>1</b>  | <b>—</b>  | <b>—</b>  | <b>—</b> | <b>—</b>   | <b>—</b>   | <b>—</b>   | <b>—</b>      |
| <b>62</b>          | <b>Health care and social assistance</b>                 | <b>504</b>                                      | <b>2 098</b>      | <b>8 387</b>  | <b>36</b>                      | <b>15</b>   | <b>15</b> | <b>1</b>  | <b>2</b>  | <b>2</b> | <b>1</b>   | <b>—</b>   | <b>—</b>   | <b>—</b>      |
| 621                | Ambulatory health care services                          | 147   | 658               | 3 080         | 19                             | 8   | 9         | 1         | —         | 1        | —          | —          | —          | —             |
| 623                | Nursing & residential care facilities                    | (C)   | (D)               | (D)           | 3                              | 1   | 1         | —         | —         | —        | 1          | —          | —          | —             |
| 6232               | Residential mental retardation, health facil             | (C)   | (D)               | (D)           | 1                              | —   | —         | —         | —         | —        | 1          | —          | —          | —             |
| 62321              | Residential mental retardation facilities                | (C)   | (D)               | (D)           | 1                              | —   | —         | —         | —         | —        | 1          | —          | —          | —             |
| 624                | Social assistance  | (C)   | (D)               | (D)           | 14                             | 6   | 5         | —         | 2         | 1        | —          | —          | —          | —             |
| <b>71</b>          | <b>Arts, entertainment &amp; recreation</b>              | <b>93</b>                                       | <b>160</b>        | <b>775</b>    | <b>7</b>                       | <b>3</b>  | <b>1</b>  | <b>2</b>  | <b>—</b>  | <b>1</b> | <b>—</b>   | <b>—</b>   | <b>—</b>   | <b>—</b>      |
| <b>72</b>          | <b>Accommodation &amp; food services</b>                 | <b>500</b>                                      | <b>958</b>        | <b>4 275</b>  | <b>32</b>                      | <b>11</b>   | <b>3</b>  | <b>5</b>  | <b>13</b> | <b>—</b> | <b>—</b>   | <b>—</b>   | <b>—</b>   | <b>—</b>      |
| 722                | Food services & drinking places                          | 493   | 940               | 4 145         | 29                             | 8   | 3         | 5         | 13        | —        | —          | —          | —          | —             |
| 7221               | Full-service restaurants                                 | 171   | 316               | 1 341         | 12                             | 2   | 3         | 4         | 3         | —        | —          | —          | —          | —             |
| 72211              | Full-service restaurants                                 | 171   | 316               | 1 341         | 12                             | 2   | 3         | 4         | 3         | —        | —          | —          | —          | —             |
| 722110             | Full-service restaurants                                 | 171   | 316               | 1 341         | 12                             | 2   | 3         | 4         | 3         | —        | —          | —          | —          | —             |
| 7222               | Limited-service eating places                            | 299   | 585               | 2 664         | 13                             | 3   | —         | —         | 10        | —        | —          | —          | —          | —             |
| 72221              | Limited-service eating places                            | 299   | 585               | 2 664         | 13                             | 3   | —         | —         | 10        | —        | —          | —          | —          | —             |
| 722211             | Limited-service restaurants                              | 299   | 585               | 2 664         | 13                             | 3   | —         | —         | 10        | —        | —          | —          | —          | —             |
| <b>81</b>          | <b>Other services (except public administration)</b>     | <b>532</b>                                      | <b>2 104</b>      | <b>8 616</b>  | <b>58</b>                      | <b>37</b>   | <b>13</b> | <b>4</b>  | <b>3</b>  | <b>—</b> | <b>1</b>   | <b>—</b>   | <b>—</b>   | <b>—</b>      |
| 813                | Religious, grantmaking, civic, prof & like organizations | 444   | 1 715             | 7 043         | 24                             | 9   | 8         | 3         | 3         | —        | 1          | —          | —          | —             |
| 8131               | Religious organizations                                  | 405   | 1 601             | 6 495         | 17                             | 5   | 6         | 2         | 3         | —        | 1          | —          | —          | —             |
| 81311              | Religious organizations                                  | 405   | 1 601             | 6 495         | 17                             | 5   | 6         | 2         | 3         | —        | 1          | —          | —          | —             |
| 813110             | Religious organizations                                  | 405   | 1 601             | 6 495         | 17                             | 5   | 6         | 2         | 3         | —        | 1          | —          | —          | —             |

See footnotes at end of table.



**Table 6. Counties—Employees, Payroll, and Establishments by Industry: 2003—Con.**

[Excludes most government employees, railroad employees, and self-employed persons. Size class 1 to 4 includes establishments with payroll, but no employees, during mid-March pay period. (D) denotes figures withheld to avoid disclosing data for individual companies; the data are included in broader industry totals. Detailed industries with 100 or more employees are shown if industry was not a (D). For explanation of terms, abbreviations, and data reliability/comparability, see introductory text]

| NAICS code   | Industry   | Number of employees for week including March 12 | Payroll (\$1,000) |        | Total number of establishments | Number of establishments by employment-size class |        |          |          |          |            |            |            |               |
|--------------|--|---|-------------------|--------|--------------------------------|---|--------|----------|----------|----------|------------|------------|------------|---------------|
|              |  |   | First quarter     | Annual |                                | 1 to 4  | 5 to 9 | 10 to 19 | 20 to 49 | 50 to 99 | 100 to 249 | 250 to 499 | 500 to 999 | 1,000 or more |
| <b>99</b>    | <b>WARREN—Con.</b>   |   |                   |        |                                |   |        |          |          |          |            |            |            |               |
|              | Unclassified establishments .....                                | 6   | 14                | 155    | 8                              | 8   | —      | —        | —        | —        | —          | —          | —          | —             |
|              | <b>WASHINGTON</b>  |   |                   |        |                                |   |        |          |          |          |            |            |            |               |
|              | Total .....  | 3 002   | 12 611            | 55 435 | 490                            | 378   | 61     | 19       | 21       | 6        | 4          | 1          | —          | —             |
| <b>11</b>    | <b>Forestry, fishing, hunting, and agriculture support</b> ..... | (A)   | (D)               | (D)    | 1                              | 1   | —      | —        | —        | —        | —          | —          | —          | —             |
| <b>21</b>    | <b>Mining</b> .....  | (A)   | (D)               | (D)    | 3                              | 2   | 1      | —        | —        | —        | —          | —          | —          | —             |
| <b>22</b>    | <b>Utilities</b> .....   | (B)   | (D)               | (D)    | 3                              | 2   | —      | —        | 1        | —        | —          | —          | —          | —             |
| <b>23</b>    | <b>Construction</b> .....  | 140   | 600               | 2 854  | 40                             | 28  | 10     | 2        | —        | —        | —          | —          | —          | —             |
| <b>31-33</b> | <b>Manufacturing</b> .....                                       | 627   | 3 486             | 14 596 | 20                             | 8   | 4      | 3        | 2        | 1        | 1          | 1          | —          | —             |
| 316          | Leather & allied product mfg .....                               | (E)   | (D)               | (D)    | 1                              | —   | —      | —        | —        | —        | —          | 1          | —          | —             |
| 3162         | Footwear mfg .....   | (E)   | (D)               | (D)    | 1                              | —   | —      | —        | —        | —        | —          | 1          | —          | —             |
| 31621        | Footwear mfg .....   | (E)   | (D)               | (D)    | 1                              | —   | —      | —        | —        | —        | —          | 1          | —          | —             |
| 326          | Plastics & rubber products mfg .....                             | (C)   | (D)               | (D)    | 1                              | —   | —      | —        | —        | —        | 1          | —          | —          | —             |
| 3262         | Rubber product mfg .....   | (C)   | (D)               | (D)    | 1                              | —   | —      | —        | —        | —        | 1          | —          | —          | —             |
| 32621        | Tire mfg .....   | (C)   | (D)               | (D)    | 1                              | —   | —      | —        | —        | —        | 1          | —          | —          | —             |
| <b>42</b>    | <b>Wholesale trade</b> .....                                     | 92  | 475               | 2 218  | 14                             | 7   | 5      | —        | 2        | —        | —          | —          | —          | —             |
| <b>44-45</b> | <b>Retail trade</b> .....  | 558   | 1 870             | 8 801  | 71                             | 47  | 16     | 4        | 1        | 2        | 1          | —          | —          | —             |
| 445          | Food & beverage stores .....                                     | 177   | 345               | 1 305  | 10                             | 7   | —      | 1        | —        | 2        | —          | —          | —          | —             |
| 4451         | Grocery stores .....   | (C)   | (D)               | (D)    | 8                              | 5   | —      | 1        | —        | 2        | —          | —          | —          | —             |
| 44511        | Grocery (except convenience) stores .....                        | 174   | 340               | 1 261  | 6                              | 3   | —      | 1        | —        | 2        | —          | —          | —          | —             |
| 445110       | Grocery (except convenience) stores .....                        | 174   | 340               | 1 261  | 6                              | 3   | —      | 1        | —        | 2        | —          | —          | —          | —             |
| 452          | General merchandise stores .....                                 | (C)   | (D)               | (D)    | 4                              | 1   | 2      | —        | —        | —        | 1          | —          | —          | —             |
| 4521         | Department stores .....  | (C)   | (D)               | (D)    | 2                              | —   | 1      | —        | —        | —        | 1          | —          | —          | —             |
| 45211        | Department stores .....  | (C)   | (D)               | (D)    | 2                              | —   | 1      | —        | —        | —        | 1          | —          | —          | —             |
| <b>48-49</b> | <b>Transportation &amp; warehousing</b> .....                    | 143   | 599               | 3 070  | 29                             | 22  | 3      | 2        | 2        | —        | —          | —          | —          | —             |
| 484          | Truck transportation .....                                       | (C)   | (D)               | (D)    | 28                             | 21  | 3      | 2        | 2        | —        | —          | —          | —          | —             |
| 4842         | Specialized freight trucking .....                               | 128   | 535               | 2 753  | 23                             | 17  | 2      | 2        | 2        | —        | —          | —          | —          | —             |
| <b>51</b>    | <b>Information</b> .....   | 9   | 58                | 258    | 3                              | 3   | —      | —        | —        | —        | —          | —          | —          | —             |
| <b>52</b>    | <b>Finance &amp; insurance</b> .....                             | 113   | 628               | 2 806  | 14                             | 8   | 3      | —        | 3        | —        | —          | —          | —          | —             |
| 522          | Credit intermediation & related activities .....                 | 102   | 571               | 2 529  | 10                             | 5   | 2      | —        | 3        | —        | —          | —          | —          | —             |
| <b>53</b>    | <b>Real estate &amp; rental &amp; leasing</b> .....              | (A)   | (D)               | (D)    | 6                              | 5   | 1      | —        | —        | —        | —          | —          | —          | —             |
| <b>54</b>    | <b>Professional, scientific &amp; technical services</b> .....   | (B)   | (D)               | (D)    | 13                             | 12  | 1      | —        | —        | —        | —          | —          | —          | —             |
| <b>56</b>    | <b>Admin, support, waste mgt, remediation services</b> .....     | (B)   | (D)               | (D)    | 10                             | 7   | 3      | —        | —        | —        | —          | —          | —          | —             |
| <b>61</b>    | <b>Educational services</b> .....                                | (A)   | (D)               | (D)    | 3                              | 3   | —      | —        | —        | —        | —          | —          | —          | —             |
| <b>62</b>    | <b>Health care and social assistance</b> .....                   | 701   | 3 050             | 12 914 | 56                             | 36  | 9      | 3        | 4        | 2        | 2          | —          | —          | —             |
| 621          | Ambulatory health care services .....                            | (C)   | (D)               | (D)    | 32                             | 23  | 6      | 1        | 2        | —        | —          | —          | —          | —             |
| 622          | Hospitals .....  | (C)   | (D)               | (D)    | 1                              | —   | —      | —        | —        | —        | 1          | —          | —          | —             |
| 6221         | General medical & surgical hospitals .....                       | (C)   | (D)               | (D)    | 1                              | —   | —      | —        | —        | —        | 1          | —          | —          | —             |
| 62211        | General medical & surgical hospitals .....                       | (C)   | (D)               | (D)    | 1                              | —   | —      | —        | —        | —        | 1          | —          | —          | —             |
| 623          | Nursing & residential care facilities .....                      | 186   | 771               | 2 992  | 10                             | 5   | 2      | 1        | —        | 2        | —          | —          | —          | —             |
| 6231         | Nursing care facilities .....                                    | (C)   | (D)               | (D)    | 3                              | 1   | —      | —        | —        | 2        | —          | —          | —          | —             |
| 62311        | Nursing care facilities .....                                    | (C)   | (D)               | (D)    | 3                              | 1   | —      | —        | —        | 2        | —          | —          | —          | —             |
| 624          | Social assistance .....  | 247   | 710               | 3 651  | 13                             | 8   | 1      | 1        | 2        | —        | 1          | —          | —          | —             |
| 6241         | Individual & family services .....                               | 194   | 657               | 3 393  | 8                              | 4   | 1      | 1        | 1        | —        | 1          | —          | —          | —             |
| 62411        | Child & youth services .....                                     | (C)   | (D)               | (D)    | 2                              | —   | 1      | —        | —        | —        | 1          | —          | —          | —             |
| <b>71</b>    | <b>Arts, entertainment &amp; recreation</b> .....                | (A)   | (D)               | (D)    | 2                              | 1   | —      | 1        | —        | —        | —          | —          | —          | —             |
| <b>72</b>    | <b>Accommodation &amp; food services</b> .....                   | 265   | 395               | 1 797  | 16                             | 7   | —      | 3        | 5        | 1        | —          | —          | —          | —             |
| 722          | Food services & drinking places .....                            | (E)   | (D)               | (D)    | 15                             | 7   | —      | 2        | 5        | 1        | —          | —          | —          | —             |
| 7222         | Limited-service eating places .....                              | 220   | 327               | 1 461  | 7                              | —   | —      | 2        | 4        | 1        | —          | —          | —          | —             |
| 72221        | Limited-service eating places .....                              | 220   | 327               | 1 461  | 7                              | —   | —      | 2        | 4        | 1        | —          | —          | —          | —             |
| 722211       | Limited-service restaurants .....                                | 220   | 327               | 1 461  | 7                              | —   | —      | 2        | 4        | 1        | —          | —          | —          | —             |
| <b>81</b>    | <b>Other services (except public administration)</b> .....       | 131   | 385               | 1 716  | 48                             | 41  | 5      | 1        | 1        | —        | —          | —          | —          | —             |
| <b>99</b>    | <b>Unclassified establishments</b> .....                         | 108   | 267               | 1 094  | 138                            | 138   | —      | —        | —        | —        | —          | —          | —          | —             |

See footnotes at end of table.

**Table 6. Counties—Employees, Payroll, and Establishments by Industry: 2003—Con.**

[Excludes most government employees, railroad employees, and self-employed persons. Size class 1 to 4 includes establishments with payroll, but no employees, during mid-March pay period. (D) denotes figures withheld to avoid disclosing data for individual companies; the data are included in broader industry totals. Detailed industries with 100 or more employees are shown if industry was not a (D). For explanation of terms, abbreviations, and data reliability/comparability, see introductory text]

| NAICS code     | Industry   | Number of employees for week including March 12 | Payroll (\$1,000) |                | Total number of establishments | Number of establishments by employment-size class |            |           |           |          |            |            |            |               |
|----------------|--|---|-------------------|----------------|--------------------------------|---|------------|-----------|-----------|----------|------------|------------|------------|---------------|
|                |  |   | First quarter     | Annual         |                                | 1 to 4  | 5 to 9     | 10 to 19  | 20 to 49  | 50 to 99 | 100 to 249 | 250 to 499 | 500 to 999 | 1,000 or more |
| <b>WAYNE</b>   |  |   |                   |                |                                |   |            |           |           |          |            |            |            |               |
|                | <b>Total</b> .....   | <b>1 768</b>                                    | <b>6 655</b>      | <b>29 178</b>  | <b>326</b>                     | <b>238</b>  | <b>49</b>  | <b>19</b> | <b>13</b> | <b>7</b> | -          | -          | -          | -             |
| 11             | Forestry, fishing, hunting, and agriculture support .....      | (A)   | (D)               | (D)            | 2                              | 2   | -          | -         | -         | -        | -          | -          | -          | -             |
| 21             | Mining .....   | (A)   | (D)               | (D)            | 2                              | -   | 1          | 1         | -         | -        | -          | -          | -          | -             |
| 22             | Utilities .....  | (A)   | (D)               | (D)            | 2                              | 2   | -          | -         | -         | -        | -          | -          | -          | -             |
| 23             | Construction .....   | 90  | 372               | 1 507          | 21                             | 15  | 3          | 2         | 1         | -        | -          | -          | -          | -             |
| 31-33          | Manufacturing .....  | 268   | 1 402             | 6 139          | 27                             | 14  | 6          | 3         | 4         | -        | -          | -          | -          | -             |
| 42             | Wholesale trade .....  | 27  | 126               | 563            | 9                              | 7   | 2          | -         | -         | -        | -          | -          | -          | -             |
| 44-45          | Retail trade .....   | 425   | 1 434             | 6 210          | 46                             | 22  | 13         | 6         | 3         | 2        | -          | -          | -          | -             |
| 445            | Food & beverage stores .....                                   | 156   | 390               | 1 601          | 11                             | 6   | 2          | -         | 2         | 1        | -          | -          | -          | -             |
| 4451           | Grocery stores .....   | (C)   | (D)               | (D)            | 10                             | 5   | 2          | -         | 2         | 1        | -          | -          | -          | -             |
| 44511          | Grocery (except convenience) stores .....                      | 122   | 325               | 1 368          | 6                              | 2   | 2          | -         | 1         | 1        | -          | -          | -          | -             |
| 445110         | Grocery (except convenience) stores .....                      | 122   | 325               | 1 368          | 6                              | 2   | 2          | -         | 1         | 1        | -          | -          | -          | -             |
| 48-49          | Transportation & warehousing .....                             | 42  | 129               | 623            | 15                             | 13  | 1          | 1         | -         | -        | -          | -          | -          | -             |
| 51             | Information .....  | 26  | 144               | 601            | 3                              | 1   | 1          | 1         | -         | -        | -          | -          | -          | -             |
| 52             | Finance & insurance .....                                      | 62  | 454               | 1 998          | 15                             | 11  | 3          | -         | 1         | -        | -          | -          | -          | -             |
| 53             | Real estate & rental & leasing .....                           | (A)   | (D)               | (D)            | 2                              | 2   | -          | -         | -         | -        | -          | -          | -          | -             |
| 54             | Professional, scientific & technical services .....            | 110   | 585               | 2 652          | 15                             | 12  | 1          | 1         | -         | 1        | -          | -          | -          | -             |
| 541            | Professional, scientific & technical services .....            | 110   | 585               | 2 652          | 15                             | 12  | 1          | 1         | -         | 1        | -          | -          | -          | -             |
| 56             | Admin, support, waste mgt, remediation services .....          | (A)   | (D)               | (D)            | 3                              | 2   | 1          | -         | -         | -        | -          | -          | -          | -             |
| 62             | Health care and social assistance .....                        | 372   | 1 130             | 4 628          | 38                             | 26  | 6          | 1         | 1         | 4        | -          | -          | -          | -             |
| 621            | Ambulatory health care services .....                          | 128   | 426               | 1 843          | 23                             | 19  | 1          | 1         | 1         | 1        | -          | -          | -          | -             |
| 623            | Nursing & residential care facilities .....                    | 158   | 582               | 2 242          | 4                              | 1   | 1          | -         | -         | 2        | -          | -          | -          | -             |
| 6231           | Nursing care facilities .....                                  | (C)   | (D)               | (D)            | 2                              | -   | -          | -         | -         | 2        | -          | -          | -          | -             |
| 62311          | Nursing care facilities .....                                  | (C)   | (D)               | (D)            | 2                              | -   | -          | -         | -         | 2        | -          | -          | -          | -             |
| 71             | Arts, entertainment & recreation .....                         | (A)   | (D)               | (D)            | 10                             | 9   | 1          | -         | -         | -        | -          | -          | -          | -             |
| 72             | Accommodation & food services .....                            | 141   | 252               | 1 505          | 27                             | 20  | 3          | 2         | 2         | -        | -          | -          | -          | -             |
| 722            | Food services & drinking places .....                          | 136   | 244               | 1 457          | 21                             | 14  | 3          | 2         | 2         | -        | -          | -          | -          | -             |
| 81             | Other services (except public administration) .....            | 102   | 281               | 1 176          | 25                             | 16  | 7          | 1         | 1         | -        | -          | -          | -          | -             |
| 99             | Unclassified establishments .....                              | 52  | 127               | 504            | 64                             | 64  | -          | -         | -         | -        | -          | -          | -          | -             |
| <b>WEBSTER</b> |  |   |                   |                |                                |   |            |           |           |          |            |            |            |               |
|                | <b>Total</b> .....   | <b>4 879</b>                                    | <b>25 830</b>     | <b>110 152</b> | <b>645</b>                     | <b>416</b>  | <b>118</b> | <b>66</b> | <b>33</b> | <b>5</b> | <b>7</b>   | -          | -          | -             |
| 11             | Forestry, fishing, hunting, and agriculture support .....      | (A)   | (D)               | (D)            | 1                              | 1   | -          | -         | -         | -        | -          | -          | -          | -             |
| 21             | Mining .....   | (A)   | (D)               | (D)            | 1                              | 1   | -          | -         | -         | -        | -          | -          | -          | -             |
| 22             | Utilities .....  | (C)   | (D)               | (D)            | 2                              | -   | -          | -         | 1         | -        | 1          | -          | -          | -             |
| 221            | Utilities .....  | (C)   | (D)               | (D)            | 2                              | -   | -          | -         | 1         | -        | 1          | -          | -          | -             |
| 2211           | Elec pwr generation, transmsn & distribution .....             | (C)   | (D)               | (D)            | 2                              | -   | -          | -         | 1         | -        | 1          | -          | -          | -             |
| 22112          | Electric pwr transmsn, control & distribution .....            | (C)   | (D)               | (D)            | 2                              | -   | -          | -         | 1         | -        | 1          | -          | -          | -             |
| 23             | Construction .....   | 382   | 1 614             | 8 205          | 111                            | 81  | 23         | 6         | 1         | -        | -          | -          | -          | -             |
| 236            | Construction of Buildings .....                                | 107   | 543               | 2 762          | 35                             | 28  | 5          | 2         | -         | -        | -          | -          | -          | -             |
| 238            | Specialty Trade Contractors .....                              | 265   | 1 015             | 5 142          | 72                             | 50  | 17         | 4         | 1         | -        | -          | -          | -          | -             |
| 2381           | Foundation, Structure, and Building Exterior Contractors ..... | 105   | 368               | 1 810          | 27                             | 18  | 7          | 1         | 1         | -        | -          | -          | -          | -             |
| 31-33          | Manufacturing .....  | 1 058   | 7 877             | 29 808         | 49                             | 20  | 9          | 9         | 7         | 1        | 3          | -          | -          | -             |
| 332            | Fabricated metal product mfg .....                             | 418   | 3 342             | 10 253         | 15                             | 4   | 3          | 2         | 4         | 1        | 1          | -          | -          | -             |
| 3323           | Architectural & structural metals mfg .....                    | 185   | 1 701             | 4 615          | 5                              | 1   | 1          | -         | 2         | 1        | -          | -          | -          | -             |
| 33232          | Ornamental & architectural metal prod mfg .....                | (C)   | (D)               | (D)            | 4                              | 1   | 1          | -         | 1         | 1        | -          | -          | -          | -             |
| 3329           | Other fabricated metal product mfg .....                       | 172   | 1 261             | 3 980          | 4                              | -   | -          | 2         | 1         | -        | 1          | -          | -          | -             |
| 33291          | Metal valve mfg .....  | (C)   | (D)               | (D)            | 2                              | -   | -          | 1         | -         | -        | 1          | -          | -          | -             |
| 336            | Transportation equipment mfg .....                             | (C)   | (D)               | (D)            | 3                              | 1   | -          | 1         | -         | -        | 1          | -          | -          | -             |
| 3363           | Motor vehicle parts mfg .....                                  | (C)   | (D)               | (D)            | 1                              | -   | -          | -         | -         | -        | 1          | -          | -          | -             |
| 33633          | Motor vehicle steering & suspension parts mfg .....            | (C)   | (D)               | (D)            | 1                              | -   | -          | -         | -         | -        | 1          | -          | -          | -             |
| 339            | Miscellaneous mfg .....  | (C)   | (D)               | (D)            | 3                              | 2   | -          | -         | -         | -        | 1          | -          | -          | -             |
| 3399           | Other miscellaneous mfg .....                                  | (C)   | (D)               | (D)            | 3                              | 2   | -          | -         | -         | -        | 1          | -          | -          | -             |
| 33999          | All other misc mfg .....                                       | (C)   | (D)               | (D)            | 1                              | -   | -          | -         | -         | -        | 1          | -          | -          | -             |
| 42             | Wholesale trade .....  | 185   | 1 031             | 4 740          | 42                             | 29  | 8          | 5         | -         | -        | -          | -          | -          | -             |
| 423            | Merchant Wholesalers, Durable Goods .....                      | 124   | 718               | 3 303          | 23                             | 13  | 7          | 3         | -         | -        | -          | -          | -          | -             |

See footnotes at end of table.

**Table 6. Counties—Employees, Payroll, and Establishments by Industry: 2003—Con.**

[Excludes most government employees, railroad employees, and self-employed persons. Size class 1 to 4 includes establishments with payroll, but no employees, during mid-March pay period. (D) denotes figures withheld to avoid disclosing data for individual companies; the data are included in broader industry totals. Detailed industries with 100 or more employees are shown if industry was not a (D). For explanation of terms, abbreviations, and data reliability/comparability, see introductory text]

| NAICS code          | Industry   | Number of employees for week including March 12 | Payroll (\$1,000) |               | Total number of establishments | Number of establishments by employment-size class |           |           |          |          |            |            |            |               |  |
|---------------------|--|---|-------------------|---------------|--------------------------------|---|-----------|-----------|----------|----------|------------|------------|------------|---------------|--|
|                     |  |   | First quarter     | Annual        |                                | 1 to 4  | 5 to 9    | 10 to 19  | 20 to 49 | 50 to 99 | 100 to 249 | 250 to 499 | 500 to 999 | 1,000 or more |  |
| <b>WEBSTER—Con.</b> |  |   |                   |               |                                |   |           |           |          |          |            |            |            |               |  |
| <b>44-45</b>        | <b>Retail trade</b> .....                                      | <b>918</b>                                      | <b>4 001</b>      | <b>17 485</b> | <b>122</b>                     | <b>71</b>   | <b>30</b> | <b>11</b> | <b>8</b> | <b>1</b> | <b>1</b>   | —          | —          | —             |  |
| 441                 | Motor vehicle & parts dealers .....                            | 186   | 1 290             | 5 986         | 23                             | 15  | 4         | 1         | 2        | 1        | —          | —          | —          | —             |  |
| 4411                | Automobile dealers .....                                       | 128   | 1 051             | 4 916         | 8                              | 5   | —         | —         | 2        | 1        | —          | —          | —          | —             |  |
| 444                 | Bldg material & garden equip & supp dealers .....              | 112   | 442               | 1 901         | 18                             | 10  | 4         | 3         | 1        | —        | —          | —          | —          | —             |  |
| 445                 | Food & beverage stores .....                                   | 122   | 450               | 1 893         | 8                              | 4   | 1         | —         | 3        | —        | —          | —          | —          | —             |  |
| 4451                | Grocery stores .....   | (C)   | (D)               | (D)           | 6                              | 2   | 1         | —         | 3        | —        | —          | —          | —          | —             |  |
| 44511               | Grocery (except convenience) stores .....                      | (C)   | (D)               | (D)           | 5                              | 2   | —         | —         | 3        | —        | —          | —          | —          | —             |  |
| 447                 | Gasoline stations .....  | 200   | 628               | 2 616         | 26                             | 10  | 9         | 5         | 2        | —        | —          | —          | —          | —             |  |
| 4471                | Gasoline stations .....  | 200   | 628               | 2 616         | 26                             | 10  | 9         | 5         | 2        | —        | —          | —          | —          | —             |  |
| 44711               | Gasoline stations with convenience stores .....                | 192   | 591               | 2 466         | 23                             | 7   | 9         | 5         | 2        | —        | —          | —          | —          | —             |  |
| 447110              | Gasoline stations with convenience stores .....                | 192   | 591               | 2 466         | 23                             | 7   | 9         | 5         | 2        | —        | —          | —          | —          | —             |  |
| 452                 | General merchandise stores .....                               | (C)   | (D)               | (D)           | 5                              | 1   | 3         | —         | —        | —        | 1          | —          | —          | —             |  |
| 4521                | Department stores .....  | (C)   | (D)               | (D)           | 1                              | —   | —         | —         | —        | —        | 1          | —          | —          | —             |  |
| 45211               | Department stores .....  | (C)   | (D)               | (D)           | 1                              | —   | —         | —         | —        | —        | 1          | —          | —          | —             |  |
| <b>48-49</b>        | <b>Transportation &amp; warehousing</b> .....                  | <b>226</b>                                      | <b>1 626</b>      | <b>6 901</b>  | <b>31</b>                      | <b>21</b>   | <b>6</b>  | —         | <b>4</b> | —        | —          | —          | —          | —             |  |
| 484                 | Truck transportation .....                                     | 114   | 995               | 4 337         | 23                             | 18  | 3         | —         | 2        | —        | —          | —          | —          | —             |  |
| <b>51</b>           | <b>Information</b> .....                                       | <b>20</b>                                       | <b>163</b>        | <b>643</b>    | <b>5</b>                       | <b>4</b>  | —         | <b>1</b>  | —        | —        | —          | —          | —          | —             |  |
| <b>52</b>           | <b>Finance &amp; insurance</b> .....                           | <b>242</b>                                      | <b>1 515</b>      | <b>6 514</b>  | <b>39</b>                      | <b>24</b>   | <b>7</b>  | <b>6</b>  | <b>2</b> | —        | —          | —          | —          | —             |  |
| 522                 | Credit intermediation & related activities .....               | 195   | 1 242             | 5 297         | 17                             | 4   | 5         | 6         | 2        | —        | —          | —          | —          | —             |  |
| 5221                | Depository credit intermediation .....                         | (C)   | (D)               | (D)           | 13                             | —   | 5         | 6         | 2        | —        | —          | —          | —          | —             |  |
| 52211               | Commercial banking .....                                       | 170   | 1 144             | 4 839         | 12                             | —   | 5         | 5         | 2        | —        | —          | —          | —          | —             |  |
| 522110              | Commercial banking .....                                       | 170   | 1 144             | 4 839         | 12                             | —   | 5         | 5         | 2        | —        | —          | —          | —          | —             |  |
| <b>53</b>           | <b>Real estate &amp; rental &amp; leasing</b> .....            | <b>43</b>                                       | <b>181</b>        | <b>892</b>    | <b>20</b>                      | <b>16</b>   | <b>4</b>  | —         | —        | —        | —          | —          | —          | —             |  |
| <b>54</b>           | <b>Professional, scientific &amp; technical services</b> ..... | <b>178</b>                                      | <b>884</b>        | <b>3 759</b>  | <b>40</b>                      | <b>29</b>   | <b>5</b>  | <b>5</b>  | <b>1</b> | —        | —          | —          | —          | —             |  |
| 541                 | Professional, scientific & technical services .....            | 178   | 884               | 3 759         | 40                             | 29  | 5         | 5         | 1        | —        | —          | —          | —          | —             |  |
| <b>55</b>           | <b>Management of companies &amp; enterprises</b> .....         | <b>(A)</b>                                      | <b>(D)</b>        | <b>(D)</b>    | <b>2</b>                       | <b>2</b>  | —         | —         | —        | —        | —          | —          | —          | —             |  |
| <b>56</b>           | <b>Admin. support, waste mgt, remediation services</b> .....   | <b>(C)</b>                                      | <b>(D)</b>        | <b>(D)</b>    | <b>19</b>                      | <b>14</b>   | <b>3</b>  | <b>1</b>  | —        | —        | <b>1</b>   | —          | —          | —             |  |
| 561                 | Administrative & support services .....                        | (C)   | (D)               | (D)           | 17                             | 13  | 2         | 1         | —        | —        | 1          | —          | —          | —             |  |
| 5613                | Employment services .....                                      | (C)   | (D)               | (D)           | 1                              | —   | —         | —         | —        | —        | 1          | —          | —          | —             |  |
| 56132               | Temporary help services .....                                  | (C)   | (D)               | (D)           | 1                              | —   | —         | —         | —        | —        | 1          | —          | —          | —             |  |
| <b>61</b>           | <b>Educational services</b> .....                              | <b>(A)</b>                                      | <b>(D)</b>        | <b>(D)</b>    | <b>2</b>                       | <b>2</b>  | —         | —         | —        | —        | —          | —          | —          | —             |  |
| <b>62</b>           | <b>Health care and social assistance</b> .....                 | <b>557</b>                                      | <b>2 251</b>      | <b>10 034</b> | <b>43</b>                      | <b>22</b>   | <b>7</b>  | <b>9</b>  | <b>2</b> | <b>2</b> | <b>1</b>   | —          | —          | —             |  |
| 621                 | Ambulatory health care services .....                          | 148   | 968               | 4 472         | 26                             | 16  | 4         | 6         | —        | —        | —          | —          | —          | —             |  |
| 623                 | Nursing & residential care facilities .....                    | 223   | 893               | 3 828         | 5                              | 1   | —         | 2         | —        | 1        | 1          | —          | —          | —             |  |
| 6231                | Nursing care facilities .....                                  | (C)   | (D)               | (D)           | 3                              | —   | —         | 1         | —        | 1        | 1          | —          | —          | —             |  |
| 62311               | Nursing care facilities .....                                  | (C)   | (D)               | (D)           | 3                              | —   | —         | 1         | —        | 1        | 1          | —          | —          | —             |  |
| 624                 | Social assistance .....  | 186   | 390               | 1 734         | 12                             | 5   | 3         | 1         | 2        | 1        | —          | —          | —          | —             |  |
| <b>71</b>           | <b>Arts, entertainment &amp; recreation</b> .....              | <b>(B)</b>                                      | <b>(D)</b>        | <b>(D)</b>    | <b>7</b>                       | <b>5</b>  | —         | <b>2</b>  | —        | —        | —          | —          | —          | —             |  |
| <b>72</b>           | <b>Accommodation &amp; food services</b> .....                 | <b>454</b>                                      | <b>856</b>        | <b>3 981</b>  | <b>33</b>                      | <b>14</b>   | <b>4</b>  | <b>7</b>  | <b>7</b> | <b>1</b> | —          | —          | —          | —             |  |
| 722                 | Food services & drinking places .....                          | 433   | 803               | 3 747         | 30                             | 13  | 3         | 6         | 7        | 1        | —          | —          | —          | —             |  |
| 7221                | Full-service restaurants .....                                 | 198   | 383               | 1 797         | 13                             | 3   | 3         | 3         | 4        | —        | —          | —          | —          | —             |  |
| 72211               | Full-service restaurants .....                                 | 198   | 383               | 1 797         | 13                             | 3   | 3         | 3         | 4        | —        | —          | —          | —          | —             |  |
| 722110              | Full-service restaurants .....                                 | 198   | 383               | 1 797         | 13                             | 3   | 3         | 3         | 4        | —        | —          | —          | —          | —             |  |
| 7222                | Limited-service eating places .....                            | 231   | 410               | 1 879         | 14                             | 7   | —         | 3         | 3        | 1        | —          | —          | —          | —             |  |
| 72221               | Limited-service eating places .....                            | 231   | 410               | 1 879         | 14                             | 7   | —         | 3         | 3        | 1        | —          | —          | —          | —             |  |
| <b>81</b>           | <b>Other services (except public administration)</b> .....     | <b>216</b>                                      | <b>691</b>        | <b>2 947</b>  | <b>68</b>                      | <b>52</b>   | <b>12</b> | <b>4</b>  | —        | —        | —          | —          | —          | —             |  |
| 813                 | Religious, grantmaking, civic, prof & like organizations ..... | 118   | 287               | 1 252         | 32                             | 24  | 4         | 4         | —        | —        | —          | —          | —          | —             |  |
| 8131                | Religious organizations .....                                  | 112   | 258               | 1 062         | 28                             | 20  | 4         | 4         | —        | —        | —          | —          | —          | —             |  |
| 81311               | Religious organizations .....                                  | 112   | 258               | 1 062         | 28                             | 20  | 4         | 4         | —        | —        | —          | —          | —          | —             |  |
| 813110              | Religious organizations .....                                  | 112   | 258               | 1 062         | 28                             | 20  | 4         | 4         | —        | —        | —          | —          | —          | —             |  |
| <b>99</b>           | <b>Unclassified establishments</b> .....                       | <b>(A)</b>                                      | <b>(D)</b>        | <b>(D)</b>    | <b>8</b>                       | <b>8</b>  | —         | —         | —        | —        | —          | —          | —          | —             |  |
| <b>WORTH</b>        |  |   |                   |               |                                |   |           |           |          |          |            |            |            |               |  |
|                     | <b>Total</b> .....   | <b>236</b>                                      | <b>845</b>        | <b>3 702</b>  | <b>64</b>                      | <b>46</b>   | <b>11</b> | <b>7</b>  | —        | —        | —          | —          | —          | —             |  |
| 21                  | Mining .....   | (A)   | (D)               | (D)           | 1                              | —   | —         | 1         | —        | —        | —          | —          | —          | —             |  |
| 23                  | Construction .....   | 9   | 34                | 164           | 5                              | 5   | —         | —         | —        | —        | —          | —          | —          | —             |  |
| 31-33               | Manufacturing .....  | (B)   | (D)               | (D)           | 2                              | —   | 1         | 1         | —        | —        | —          | —          | —          | —             |  |
| 42                  | Wholesale trade .....  | (A)   | (D)               | (D)           | 2                              | —   | 2         | —         | —        | —        | —          | —          | —          | —             |  |
| 44-45               | Retail trade .....   | 72  | 279               | 1 073         | 13                             | 7   | 4         | 2         | —        | —        | —          | —          | —          | —             |  |
| 48-49               | Transportation & warehousing .....                             | 2   | 4                 | 20            | 3                              | 3   | —         | —         | —        | —        | —          | —          | —          | —             |  |
| 51                  | Information .....  | (A)   | (D)               | (D)           | 2                              | 2   | —         | —         | —        | —        | —          | —          | —          | —             |  |
| 52                  | Finance & insurance .....                                      | (A)   | (D)               | (D)           | 5                              | 4   | 1         | —         | —        | —        | —          | —          | —          | —             |  |
| 53                  | Real estate & rental & leasing .....                           | (A)   | (D)               | (D)           | 1                              | 1   | —         | —         | —        | —        | —          | —          | —          | —             |  |
| 54                  | Professional, scientific & technical services .....            | 8   | 26                | 150           | 4                              | 4   | —         | —         | —        | —        | —          | —          | —          | —             |  |

See footnotes at end of table.

**Table 6. Counties—Employees, Payroll, and Establishments by Industry: 2003—Con.**

[Excludes most government employees, railroad employees, and self-employed persons. Size class 1 to 4 includes establishments with payroll, but no employees, during mid-March pay period. (D) denotes figures withheld to avoid disclosing data for individual companies; the data are included in broader industry totals. Detailed industries with 100 or more employees are shown if industry was not a (D). For explanation of terms, abbreviations, and data reliability/comparability, see introductory text]

| NAICS code        | Industry  | Number of employees for week including March 12 | Payroll (\$1,000) |               | Total number of establishments | Number of establishments by employment-size class |           |           |           |          |            |            |            |               |
|-------------------|---|---|-------------------|---------------|--------------------------------|---|-----------|-----------|-----------|----------|------------|------------|------------|---------------|
|                   |   |   | First quarter     | Annual        |                                | 1 to 4  | 5 to 9    | 10 to 19  | 20 to 49  | 50 to 99 | 100 to 249 | 250 to 499 | 500 to 999 | 1,000 or more |
| <b>WORTH—Con.</b> |   |   |                   |               |                                |   |           |           |           |          |            |            |            |               |
| 56                | Admin, support, waste mgt, remediation services     | (A)   | (D)               | (D)           | 1                              | 1   | —         | —         | —         | —        | —          | —          | —          | —             |
| 62                | Health care and social assistance                   | (B)   | (D)               | (D)           | 6                              | 3   | 2         | 1         | —         | —        | —          | —          | —          | —             |
| 72                | Accommodation & food services                       | (B)   | (D)               | (D)           | 7                              | 5   | 1         | 1         | —         | —        | —          | —          | —          | —             |
| 81                | Other services (except public administration)       | 22  | 49                | 201           | 7                              | 6   | —         | 1         | —         | —        | —          | —          | —          | —             |
| 99                | Unclassified establishments                         | (A)   | (D)               | (D)           | 5                              | 5   | —         | —         | —         | —        | —          | —          | —          | —             |
| <b>WRIGHT</b>     |   |   |                   |               |                                |   |           |           |           |          |            |            |            |               |
|                   | <b>Total</b>  | <b>3 583</b>                                    | <b>16 212</b>     | <b>68 796</b> | <b>423</b>                     | <b>257</b>  | <b>83</b> | <b>39</b> | <b>35</b> | <b>7</b> | <b>1</b>   | <b>1</b>   | —          | —             |
| 11                | Forestry, fishing, hunting, and agriculture support | (B)   | (D)               | (D)           | 2                              | —   | —         | 2         | —         | —        | —          | —          | —          | —             |
| 21                | Mining  | (B)   | (D)               | (D)           | 1                              | —   | —         | —         | 1         | —        | —          | —          | —          | —             |
| 22                | Utilities   | 65  | 479               | 2 192         | 4                              | —   | 2         | 1         | 1         | —        | —          | —          | —          | —             |
| 23                | Construction  | 138   | 831               | 3 896         | 35                             | 25  | 7         | 1         | 2         | —        | —          | —          | —          | —             |
| 31-33             | Manufacturing                                       | 665   | 4 228             | 17 933        | 24                             | 11  | 3         | 4         | 3         | 2        | —          | 1          | —          | —             |
| 336               | Transportation equipment mfg                        | (E)   | (D)               | (D)           | 2                              | 1   | —         | —         | —         | —        | —          | 1          | —          | —             |
| 3363              | Motor vehicle parts mfg                             | (E)   | (D)               | (D)           | 1                              | —   | —         | —         | —         | —        | —          | 1          | —          | —             |
| 33633             | Motor vehicle steering & suspension parts mfg       | (E)   | (D)               | (D)           | 1                              | —   | —         | —         | —         | —        | —          | 1          | —          | —             |
| 42                | Wholesale trade                                     | 194   | 679               | 3 106         | 23                             | 11  | 5         | 3         | 4         | —        | —          | —          | —          | —             |
| 424               | Merchant Wholesalers, Nondurable Goods              | 130   | 553               | 2 564         | 14                             | 6   | 4         | 1         | 3         | —        | —          | —          | —          | —             |
| 44-45             | Retail trade  | 1 001   | 4 052             | 17 462        | 91                             | 43  | 27        | 9         | 10        | 1        | 1          | —          | —          | —             |
| 441               | Motor vehicle & parts dealers                       | 119   | 762               | 3 537         | 17                             | 12  | 2         | 1         | 2         | —        | —          | —          | —          | —             |
| 444               | Bldg material & garden equip & supp dealers         | 159   | 801               | 3 586         | 18                             | 8   | 4         | 4         | 2         | —        | —          | —          | —          | —             |
| 445               | Food & beverage stores                              | (C)   | (D)               | (D)           | 7                              | 1   | 1         | 1         | 3         | 1        | —          | —          | —          | —             |
| 4451              | Grocery stores                                      | 165   | 410               | 1 872         | 5                              | —   | —         | 1         | 3         | 1        | —          | —          | —          | —             |
| 44511             | Grocery (except convenience) stores                 | 165   | 410               | 1 872         | 5                              | —   | —         | 1         | 3         | 1        | —          | —          | —          | —             |
| 445110            | Grocery (except convenience) stores                 | 165   | 410               | 1 872         | 5                              | —   | —         | 1         | 3         | 1        | —          | —          | —          | —             |
| 447               | Gasoline stations                                   | 199   | 530               | 2 236         | 21                             | 5   | 11        | 2         | 3         | —        | —          | —          | —          | —             |
| 4471              | Gasoline stations                                   | 199   | 530               | 2 236         | 21                             | 5   | 11        | 2         | 3         | —        | —          | —          | —          | —             |
| 44711             | Gasoline stations with convenience stores           | 175   | 475               | 1 980         | 17                             | 3   | 10        | 1         | 3         | —        | —          | —          | —          | —             |
| 447110            | Gasoline stations with convenience stores           | 175   | 475               | 1 980         | 17                             | 3   | 10        | 1         | 3         | —        | —          | —          | —          | —             |
| 452               | General merchandise stores                          | (E)   | (D)               | (D)           | 8                              | 2   | 5         | —         | —         | —        | 1          | —          | —          | —             |
| 4529              | Other general merchandise stores                    | (E)   | (D)               | (D)           | 8                              | 2   | 5         | —         | —         | —        | 1          | —          | —          | —             |
| 45291             | Warehouse clubs & superstores                       | (C)   | (D)               | (D)           | 1                              | —   | —         | —         | —         | —        | 1          | —          | —          | —             |
| 48-49             | Transportation & warehousing                        | 73  | 465               | 1 121         | 21                             | 18  | 2         | —         | 1         | —        | —          | —          | —          | —             |
| 51                | Information   | 10  | 46                | 98            | 5                              | 5   | —         | —         | —         | —        | —          | —          | —          | —             |
| 52                | Finance & insurance                                 | 196   | 1 066             | 4 556         | 30                             | 19  | 6         | 3         | 2         | —        | —          | —          | —          | —             |
| 522               | Credit intermediation & related activities          | 153   | 896               | 3 789         | 16                             | 7   | 5         | 2         | 2         | —        | —          | —          | —          | —             |
| 5221              | Depository credit intermediation                    | (C)   | (D)               | (D)           | 12                             | 3   | 5         | 2         | 2         | —        | —          | —          | —          | —             |
| 53                | Real estate & rental & leasing                      | 37  | 63                | 268           | 17                             | 15  | 2         | —         | —         | —        | —          | —          | —          | —             |
| 54                | Professional, scientific & technical services       | 63  | 240               | 908           | 25                             | 21  | 3         | 1         | —         | —        | —          | —          | —          | —             |
| 55                | Management of companies & enterprises               | (B)   | (D)               | (D)           | 2                              | 1   | —         | —         | 1         | —        | —          | —          | —          | —             |
| 56                | Admin, support, waste mgt, remediation services     | 63  | 379               | 1 050         | 8                              | 5   | 2         | —         | 1         | —        | —          | —          | —          | —             |
| 61                | Educational services                                | (A)   | (D)               | (D)           | 2                              | —   | 1         | 1         | —         | —        | —          | —          | —          | —             |
| 62                | Health care and social assistance                   | 469   | 2 071             | 9 268         | 39                             | 19  | 8         | 4         | 5         | 3        | —          | —          | —          | —             |
| 621               | Ambulatory health care services                     | 176   | 1 275             | 5 703         | 23                             | 12  | 5         | 3         | 3         | —        | —          | —          | —          | —             |
| 623               | Nursing & residential care facilities               | (C)   | (D)               | (D)           | 4                              | 1   | —         | —         | 1         | 2        | —          | —          | —          | —             |
| 6231              | Nursing care facilities                             | 167   | 540               | 2 220         | 3                              | —   | —         | —         | 1         | 2        | —          | —          | —          | —             |
| 62311             | Nursing care facilities                             | 167   | 540               | 2 220         | 3                              | —   | —         | —         | 1         | 2        | —          | —          | —          | —             |
| 623110            | Nursing care facilities                             | 167   | 540               | 2 220         | 3                              | —   | —         | —         | 1         | 2        | —          | —          | —          | —             |
| 624               | Social assistance                                   | (C)   | (D)               | (D)           | 12                             | 6   | 3         | 1         | 1         | 1        | —          | —          | —          | —             |
| 71                | Arts, entertainment & recreation                    | 86  | 133               | 655           | 5                              | 2   | 1         | —         | 2         | —        | —          | —          | —          | —             |
| 72                | Accommodation & food services                       | 296   | 474               | 2 062         | 28                             | 9   | 7         | 9         | 2         | 1        | —          | —          | —          | —             |
| 722               | Food services & drinking places                     | (E)   | (D)               | (D)           | 27                             | 8   | 7         | 9         | 2         | 1        | —          | —          | —          | —             |
| 7221              | Full-service restaurants                            | (C)   | (D)               | (D)           | 15                             | 5   | 3         | 7         | —         | —        | —          | —          | —          | —             |
| 72211             | Full-service restaurants                            | (C)   | (D)               | (D)           | 15                             | 5   | 3         | 7         | —         | —        | —          | —          | —          | —             |
| 7222              | Limited-service eating places                       | 173   | 301               | 1 354         | 11                             | 2   | 4         | 2         | 2         | 1        | —          | —          | —          | —             |
| 72221             | Limited-service eating places                       | 173   | 301               | 1 354         | 11                             | 2   | 4         | 2         | 2         | 1        | —          | —          | —          | —             |
| 81                | Other services (except public administration)       | 126   | 416               | 1 770         | 50                             | 42  | 7         | 1         | —         | —        | —          | —          | —          | —             |
| 99                | Unclassified establishments                         | 8   | 24                | 70            | 11                             | 11  | —         | —         | —         | —        | —          | —          | —          | —             |

See footnotes at end of table.

**Table 6. Counties—Employees, Payroll, and Establishments by Industry: 2003—Con.**

[Excludes most government employees, railroad employees, and self-employed persons. Size class 1 to 4 includes establishments with payroll, but no employees, during mid-March pay period. (D) denotes figures withheld to avoid disclosing data for individual companies; the data are included in broader industry totals. Detailed industries with 100 or more employees are shown if industry was not a (D). For explanation of terms, abbreviations, and data reliability/comparability, see introductory text]

| NAICS code            | Industry   | Number of employees for week including March 12 | Payroll (\$1,000) |                   | Total number of establishments | Number of establishments by employment-size class |              |              |              |            |            |            |            |               |
|-----------------------|--|---|-------------------|-------------------|--------------------------------|---|--------------|--------------|--------------|------------|------------|------------|------------|---------------|
|                       |  |   | First quarter     | Annual            |                                | 1 to 4  | 5 to 9       | 10 to 19     | 20 to 49     | 50 to 99   | 100 to 249 | 250 to 499 | 500 to 999 | 1,000 or more |
| <b>ST. LOUIS (IC)</b> |  |   |                   |                   |                                |   |              |              |              |            |            |            |            |               |
|                       | <b>Total</b> .....   | <b>272 841</b>                                  | <b>2 661 403</b>  | <b>10 553 762</b> | <b>10 322</b>                  | <b>4 890</b>                                      | <b>1 835</b> | <b>1 445</b> | <b>1 247</b> | <b>490</b> | <b>277</b> | <b>79</b>  | <b>33</b>  | <b>26</b>     |
| <b>11</b>             | <b>Forestry, fishing, hunting, and agriculture support</b> .....         | (C)   | (D)               | (D)               | <b>3</b>                       | <b>1</b>  | <b>1</b>     | —            | —            | —          | <b>1</b>   | —          | —          | —             |
| 115                   | Agriculture & forestry support activities .....                          | (C)   | (D)               | (D)               | 2                              | 1   | —            | —            | —            | —          | 1          | —          | —          | —             |
| 1151                  | Crop production support activities .....                                 | (C)   | (D)               | (D)               | 1                              | —   | —            | —            | —            | —          | 1          | —          | —          | —             |
| 11511                 | Crop production support activities .....                                 | (C)   | (D)               | (D)               | 1                              | —   | —            | —            | —            | —          | 1          | —          | —          | —             |
| <b>21</b>             | <b>Mining</b> .....  | (A)   | (D)               | (D)               | <b>4</b>                       | <b>3</b>  | <b>1</b>     | —            | —            | —          | —          | —          | —          | —             |
| <b>22</b>             | <b>Utilities</b> .....   | (H)   | (D)               | (D)               | <b>26</b>                      | <b>8</b>  | <b>1</b>     | <b>5</b>     | <b>6</b>     | <b>2</b>   | —          | <b>2</b>   | <b>1</b>   | <b>1</b>      |
| 221                   | Utilities .....  | (H)   | (D)               | (D)               | 26                             | 8   | 1            | 5            | 6            | 2          | —          | 2          | 1          | 1             |
| 2211                  | Elec pwr generation, transmsn & distribution ...                         | (G)   | (D)               | (D)               | 19                             | 6   | 1            | 4            | 4            | 2          | —          | 1          | —          | 1             |
| 22112                 | Electric pwr transmsn, control & distribution ..                         | (G)   | (D)               | (D)               | 17                             | 4   | 1            | 4            | 4            | 2          | —          | 1          | —          | 1             |
| 2212                  | Natural gas distribution .....   | (F)   | (D)               | (D)               | 4                              | 1   | —            | —            | 1            | —          | —          | 1          | 1          | —             |
| 22121                 | Natural gas distribution .....   | (F)   | (D)               | (D)               | 4                              | 1   | —            | —            | 1            | —          | —          | 1          | 1          | —             |
| <b>23</b>             | <b>Construction</b> .....  | <b>10 555</b>                                   | <b>118 174</b>    | <b>517 469</b>    | <b>612</b>                     | <b>302</b>  | <b>108</b>   | <b>84</b>    | <b>74</b>    | <b>25</b>  | <b>15</b>  | <b>3</b>   | —          | <b>1</b>      |
| 236                   | Construction of Buildings .....  | 2 623   | 31 319            | 128 307           | 172                            | 103   | 24           | 17           | 18           | 2          | 6          | 2          | —          | —             |
| 2361                  | Residential Building Construction .....                                  | 570   | 4 224             | 18 949            | 120                            | 88  | 15           | 9            | 8            | —          | —          | —          | —          | —             |
| 23611                 | Residential Building Construction .....                                  | 570   | 4 224             | 18 949            | 120                            | 88  | 15           | 9            | 8            | —          | —          | —          | —          | —             |
| 236115                | New Single-Family Housing Construction (except Operative Builders) ..... | 204   | 1 583             | 7 120             | 43                             | 31  | 6            | 4            | 2            | —          | —          | —          | —          | —             |
| 236118                | Residential Remodelers .....   | 338   | 2 514             | 11 223            | 67                             | 50  | 6            | 5            | 6            | —          | —          | —          | —          | —             |
| 2362                  | Nonresidential Building Construction .....                               | 2 053   | 27 095            | 109 358           | 52                             | 15  | 9            | 8            | 10           | 2          | 6          | 2          | —          | —             |
| 23621                 | Industrial Building Construction .....                                   | 209   | 2 635             | 12 654            | 5                              | —   | 3            | —            | 1            | —          | 1          | —          | —          | —             |
| 236210                | Industrial Building Construction .....                                   | 209   | 2 635             | 12 654            | 5                              | —   | 3            | —            | 1            | —          | 1          | —          | —          | —             |
| 23622                 | Commercial and Institutional Building Construction .....                 | 1 844   | 24 460            | 96 704            | 47                             | 15  | 6            | 8            | 9            | 2          | 5          | 2          | —          | —             |
| 236220                | Commercial and Institutional Building Construction .....                 | 1 844   | 24 460            | 96 704            | 47                             | 15  | 6            | 8            | 9            | 2          | 5          | 2          | —          | —             |
| 237                   | Heavy and Civil Engineering Construction .....                           | 1 279   | 15 273            | 67 836            | 25                             | 14  | 3            | 5            | 2            | —          | —          | —          | —          | 1             |
| 2371                  | Utility System Construction .....  | (G)   | (D)               | (D)               | 12                             | 5   | 3            | 2            | 1            | —          | —          | —          | —          | 1             |
| 23712                 | Oil and Gas Pipeline and Related Structures Construction .....           | (G)   | (D)               | (D)               | 1                              | —   | —            | —            | —            | —          | —          | —          | —          | 1             |
| 238                   | Specialty Trade Contractors .....  | 6 653   | 71 582            | 321 326           | 415                            | 185   | 81           | 62           | 54           | 23         | 9          | 1          | —          | —             |
| 2381                  | Foundation, Structure, and Building Exterior Contractors .....           | 1 024   | 8 422             | 42 141            | 100                            | 52  | 22           | 15           | 7            | 2          | —          | —          | —          | —             |
| 23814                 | Masonry Contractors .....  | 250   | 1 777             | 11 067            | 24                             | 11  | 6            | 3            | 3            | 1          | —          | —          | —          | —             |
| 238140                | Masonry Contractors .....  | 250   | 1 777             | 11 067            | 24                             | 11  | 6            | 3            | 3            | 1          | —          | —          | —          | —             |
| 23816                 | Roofing Contractors .....  | 358   | 2 246             | 11 710            | 23                             | 9   | 7            | 3            | 2            | 1          | 1          | —          | —          | —             |
| 238160                | Roofing Contractors .....  | 358   | 2 246             | 11 710            | 23                             | 9   | 7            | 3            | 2            | 1          | 1          | —          | —          | —             |
| 23819                 | Other Foundation, Structure, and Building Exterior Contractors .....     | (C)   | (D)               | (D)               | 3                              | —   | 1            | 1            | —            | —          | 1          | —          | —          | —             |
| 2382                  | Building Equipment Contractors .....                                     | 3 600   | 44 876            | 190 938           | 179                            | 61  | 40           | 32           | 26           | 15         | 4          | 1          | —          | —             |
| 23821                 | Electrical Contractors .....   | 1 471   | 19 776            | 82 063            | 52                             | 17  | 10           | 9            | 8            | 5          | 2          | 1          | —          | —             |
| 238210                | Electrical Contractors .....   | 1 471   | 19 776            | 82 063            | 52                             | 17  | 10           | 9            | 8            | 5          | 2          | 1          | —          | —             |
| 23822                 | Plumbing, Heating, and Air-Conditioning Contractors .....                | 1 744   | 19 785            | 86 987            | 112                            | 41  | 27           | 20           | 15           | 7          | 2          | —          | —          | —             |
| 238220                | Plumbing, Heating, and Air-Conditioning Contractors .....                | 1 744   | 19 785            | 86 987            | 112                            | 41  | 27           | 20           | 15           | 7          | 2          | —          | —          | —             |
| 23829                 | Other Building Equipment Contractors .....                               | 385   | 5 315             | 21 888            | 15                             | 3   | 3            | 3            | 3            | 3          | —          | —          | —          | —             |
| 238290                | Other Building Equipment Contractors .....                               | 385   | 5 315             | 21 888            | 15                             | 3   | 3            | 3            | 3            | 3          | —          | —          | —          | —             |
| 2383                  | Building Finishing Contractors .....                                     | 1 654   | 15 151            | 71 425            | 103                            | 57  | 13           | 9            | 16           | 5          | 3          | —          | —          | —             |
| 23831                 | Drywall and Insulation Contractors .....                                 | 743   | 7 529             | 33 648            | 21                             | 9   | 1            | 3            | 4            | 1          | 3          | —          | —          | —             |
| 238310                | Drywall and Insulation Contractors .....                                 | 743   | 7 529             | 33 648            | 21                             | 9   | 1            | 3            | 4            | 1          | 3          | —          | —          | —             |
| 23832                 | Painting and Wall Covering Contractors .....                             | 242   | 1 544             | 9 467             | 36                             | 27  | 5            | 2            | —            | 2          | —          | —          | —          | —             |
| 238320                | Painting and Wall Covering Contractors .....                             | 242   | 1 544             | 9 467             | 36                             | 27  | 5            | 2            | —            | 2          | —          | —          | —          | —             |
| 23833                 | Flooring Contractors .....   | 190   | 1 189             | 5 727             | 11                             | 4   | 2            | 1            | 3            | 1          | —          | —          | —          | —             |
| 238330                | Flooring Contractors .....   | 190   | 1 189             | 5 727             | 11                             | 4   | 2            | 1            | 3            | 1          | —          | —          | —          | —             |
| 23835                 | Finish Carpentry Contractors .....                                       | 338   | 2 764             | 12 393            | 22                             | 10  | 3            | 2            | 6            | 1          | —          | —          | —          | —             |
| 238350                | Finish Carpentry Contractors .....                                       | 338   | 2 764             | 12 393            | 22                             | 10  | 3            | 2            | 6            | 1          | —          | —          | —          | —             |
| 2389                  | Other Specialty Trade Contractors .....                                  | 375   | 3 133             | 16 822            | 33                             | 15  | 6            | 6            | 5            | 1          | —          | —          | —          | —             |
| 23891                 | Site Preparation Contractors .....                                       | 276   | 2 447             | 13 342            | 19                             | 8   | 2            | 4            | 4            | 1          | —          | —          | —          | —             |
| 238910                | Site Preparation Contractors .....                                       | 276   | 2 447             | 13 342            | 19                             | 8   | 2            | 4            | 4            | 1          | —          | —          | —          | —             |
| <b>31-33</b>          | <b>Manufacturing</b> .....   | <b>25 352</b>                                   | <b>266 058</b>    | <b>1 064 446</b>  | <b>667</b>                     | <b>184</b>  | <b>109</b>   | <b>129</b>   | <b>130</b>   | <b>63</b>  | <b>37</b>  | <b>11</b>  | <b>2</b>   | <b>2</b>      |
| 311                   | Food mfg .....   | 3 786   | 30 949            | 126 410           | 74                             | 23  | 10           | 11           | 12           | 11         | 4          | 2          | —          | 1             |
| 3112                  | Grain & oilseed milling .....  | (C)   | (D)               | (D)               | 2                              | —   | —            | —            | 1            | 1          | —          | —          | —          | —             |
| 31121                 | Flour milling & malt mfg .....   | (C)   | (D)               | (D)               | 2                              | —   | —            | —            | 1            | 1          | —          | —          | —          | —             |
| 3113                  | Sugar & confectionery product mfg .....                                  | (F)   | (D)               | (D)               | 8                              | —   | 1            | 3            | —            | 1          | 2          | 1          | —          | —             |
| 31134                 | Nonchocolate confectionery mfg .....                                     | (F)   | (D)               | (D)               | 4                              | —   | —            | 1            | —            | —          | 2          | 1          | —          | —             |
| 3114                  | Fruit & veg preserving & specialty food mfg .....                        | (C)   | (D)               | (D)               | 9                              | 1   | 1            | 1            | 6            | —          | —          | —          | —          | —             |
| 31141                 | Frozen food mfg .....  | (C)   | (D)               | (D)               | 4                              | —   | —            | —            | 4            | —          | —          | —          | —          | —             |
| 3115                  | Dairy product mfg .....  | (E)   | (D)               | (D)               | 5                              | 3   | —            | —            | —            | —          | 1          | 1          | —          | —             |
| 31151                 | Dairy product (exc frozen) mfg .....                                     | (E)   | (D)               | (D)               | 3                              | 1   | —            | —            | —            | —          | 1          | 1          | —          | —             |
| 3116                  | Animal slaughtering & processing .....                                   | 186   | 1 161             | 6 601             | 13                             | 4   | 6            | 1            | 1            | 1          | —          | —          | —          | —             |
| 31161                 | Animal slaughtering & processing .....                                   | 186   | 1 161             | 6 601             | 13                             | 4   | 6            | 1            | 1            | 1          | —          | —          | —          | —             |
| 3118                  | Bakeries & tortilla mfg .....  | 1 660   | 12 569            | 50 258            | 26                             | 14  | 1            | 2            | 3            | 4          | 1          | —          | —          | 1             |
| 31181                 | Bread & bakery product mfg .....   | (G)   | (D)               | (D)               | 24                             | 13  | 1            | 2            | 3            | 4          | —          | —          | —          | 1             |
| 311812                | Commercial bakeries .....  | 1 303   | 9 775             | 40 920            | 11                             | 4   | 1            | 1            | —            | 4          | —          | —          | —          | 1             |
| 31182                 | Cookie, cracker & pasta mfg .....  | (C)   | (D)               | (D)               | 2                              | 1   | —            | —            | —            | —          | 1          | —          | —          | —             |
| 3119                  | Other food mfg .....   | 400   | 3 946             | 15 997            | 9                              | 1   | 1            | 3            | —            | 4          | —          | —          | —          | —             |
| 31191                 | Snack food mfg .....   | (C)   | (D)               | (D)               | 2                              | —   | —            | —            | —            | 1          | —          | —          | —          | —             |
| 31192                 | Coffee & tea mfg .....   | (C)   | (D)               | (D)               | 2                              | —   | —            | 1            | —            | 1          | —          | —          | —          | —             |

See footnotes at end of table.

**Table 6. Counties—Employees, Payroll, and Establishments by Industry: 2003—Con.**

[Excludes most government employees, railroad employees, and self-employed persons. Size class 1 to 4 includes establishments with payroll, but no employees, during mid-March pay period. (D) denotes figures withheld to avoid disclosing data for individual companies; the data are included in broader industry totals. Detailed industries with 100 or more employees are shown if industry was not a (D). For explanation of terms, abbreviations, and data reliability/comparability, see introductory text]

| NAICS code                      | Industry   | Number of employees for week including March 12 | Payroll (\$1,000) |         | Total number of establishments | Number of establishments by employment-size class |        |          |          |          |            |            |            |               |   |
|---------------------------------|--|---|-------------------|---------|--------------------------------|---|--------|----------|----------|----------|------------|------------|------------|---------------|---|
|                                 |  |   | First quarter     | Annual  |                                | 1 to 4  | 5 to 9 | 10 to 19 | 20 to 49 | 50 to 99 | 100 to 249 | 250 to 499 | 500 to 999 | 1,000 or more |   |
| <b>ST. LOUIS (IC)—Con.</b>      |  |   |                   |         |                                |   |        |          |          |          |            |            |            |               |   |
| <b>31-33 Manufacturing—Con.</b> |  |   |                   |         |                                |   |        |          |          |          |            |            |            |               |   |
| 312                             | Beverage & tobacco product mfg .....                               | 2 111   | 29 429            | 119 067 | 6                              | 1   | —      | —        | —        | 2        | 2          | —          | —          | —             | 1 |
| 3121                            | Beverage mfg .....   | 2 111   | 29 429            | 119 067 | 6                              | 1   | —      | —        | —        | 2        | 2          | —          | —          | —             | 1 |
| 31211                           | Soft drink & ice mfg .....   | (E)   | (D)               | (D)     | 2                              | —   | —      | —        | —        | 1        | 1          | —          | —          | —             | — |
| 31212                           | Breweries .....  | (G)   | (D)               | (D)     | 2                              | —   | —      | —        | —        | 1        | —          | —          | —          | —             | 1 |
| 31214                           | Distilleries .....   | (C)   | (D)               | (D)     | 1                              | —   | —      | —        | —        | —        | 1          | —          | —          | —             | — |
| 314                             | Textile product mills .....  | 284   | 2 401             | 10 718  | 23                             | 8   | 5      | 6        | 4        | —        | —          | —          | —          | —             | — |
| 3149                            | Other textile product mills .....                                  | 258   | 2 272             | 10 145  | 18                             | 5   | 4      | 5        | 4        | —        | —          | —          | —          | —             | — |
| 31491                           | Textile bag & canvas mills .....                                   | 110   | 1 213             | 5 282   | 8                              | 3   | 1      | 3        | 1        | —        | —          | —          | —          | —             | — |
| 31499                           | All other textile product mills .....                              | 148   | 1 059             | 4 863   | 10                             | 2   | 3      | 2        | 3        | —        | —          | —          | —          | —             | — |
| 314999                          | All other miscellaneous textile product mills .....                | 148   | 1 059             | 4 863   | 10                             | 2   | 3      | 2        | 3        | —        | —          | —          | —          | —             | — |
| 315                             | Apparel manufacturing .....  | 750   | 4 964             | 18 655  | 16                             | 6   | 3      | 2        | 1        | 2        | 1          | 1          | —          | —             | — |
| 3152                            | Cut & sew apparel mfg .....  | 487   | 2 402             | 11 849  | 10                             | 5   | 2      | 1        | —        | 1        | —          | 1          | —          | —             | — |
| 31521                           | Cut & sew apparel contractors .....                                | (E)   | (D)               | (D)     | 8                              | 4   | 2      | —        | —        | 1        | —          | 1          | —          | —             | — |
| 3159                            | Apparel accessories & other apparel mfg .....                      | 263   | 2 562             | 6 806   | 6                              | 1   | 1      | 1        | 1        | 1        | 1          | —          | —          | —             | — |
| 31599                           | Apparel accessories & other apparel mfg .....                      | 263   | 2 562             | 6 806   | 6                              | 1   | 1      | 1        | 1        | 1        | 1          | —          | —          | —             | — |
| 316                             | Leather & allied product mfg .....                                 | 174   | 988               | 3 976   | 8                              | 4   | —      | 1        | 2        | 1        | —          | —          | —          | —             | — |
| 3161                            | Leather & hide tanning & finishing .....                           | (C)   | (D)               | (D)     | 2                              | —   | —      | 1        | —        | 1        | —          | —          | —          | —             | — |
| 31611                           | Leather & hide tanning & finishing .....                           | (C)   | (D)               | (D)     | 2                              | —   | —      | 1        | —        | 1        | —          | —          | —          | —             | — |
| 321                             | Wood product mfg .....   | (C)   | (D)               | (D)     | 10                             | 4   | 2      | 2        | 2        | —        | —          | —          | —          | —             | — |
| 322                             | Paper mfg .....  | 1 024   | 10 307            | 40 502  | 19                             | 3   | 2      | 1        | 5        | 5        | 2          | 1          | —          | —             | — |
| 3222                            | Converted paper product mfg .....                                  | (G)   | (D)               | (D)     | 18                             | 3   | 2      | 1        | 4        | 5        | 2          | 1          | —          | —             | — |
| 32221                           | Paperboard container mfg .....                                     | 391   | 4 263             | 16 811  | 9                              | 1   | 1      | 1        | 2        | 3        | 1          | —          | —          | —             | — |
| 322211                          | Corrugated & solid fiber box mfg .....                             | 363   | 4 096             | 16 090  | 6                              | —   | —      | —        | 2        | 3        | 1          | —          | —          | —             | — |
| 32222                           | Paper bag & coated & treated paper mfg .....                       | (E)   | (D)               | (D)     | 3                              | —   | —      | —        | —        | 1        | 1          | 1          | —          | —             | — |
| 32223                           | Stationery product mfg .....                                       | (C)   | (D)               | (D)     | 3                              | 1   | —      | —        | 1        | 1        | —          | —          | —          | —             | — |
| 323                             | Printing & related support activities .....                        | 1 772   | 18 836            | 73 837  | 94                             | 28  | 23     | 19       | 15       | 6        | 2          | 1          | —          | —             | — |
| 3231                            | Printing & related support activities .....                        | 1 772   | 18 836            | 73 837  | 94                             | 28  | 23     | 19       | 15       | 6        | 2          | 1          | —          | —             | — |
| 32311                           | Printing .....   | 1 706   | 18 176            | 71 233  | 88                             | 26  | 22     | 17       | 14       | 6        | 2          | 1          | —          | —             | — |
| 323110                          | Commercial lithographic printing .....                             | 1 061   | 10 474            | 46 246  | 48                             | 13  | 15     | 8        | 5        | 5        | 1          | 1          | —          | —             | — |
| 323113                          | Commercial screen printing .....                                   | 140   | 875               | 3 520   | 10                             | 2   | —      | 5        | 3        | —        | —          | —          | —          | —             | — |
| 323115                          | Digital printing .....   | 206   | 4 130             | 11 557  | 7                              | —   | 1      | 2        | 3        | 1        | —          | —          | —          | —             | — |
| 324                             | Petroleum & coal products mfg .....                                | 253   | 4 601             | 15 368  | 7                              | 2   | 1      | 2        | —        | 1        | 1          | —          | —          | —             | — |
| 3241                            | Petroleum & coal products mfg .....                                | 253   | 4 601             | 15 368  | 7                              | 2   | 1      | 2        | —        | 1        | 1          | —          | —          | —             | — |
| 32419                           | Other petroleum & coal products mfg .....                          | (C)   | (D)               | (D)     | 5                              | —   | 1      | 2        | —        | 1        | 1          | —          | —          | —             | — |
| 325                             | Chemical mfg .....   | 4 467   | 55 892            | 224 860 | 62                             | 13  | 8      | 11       | 15       | 4        | 7          | 3          | 1          | —             | — |
| 3251                            | Basic chemical mfg .....   | 691   | 10 255            | 39 657  | 7                              | 1   | —      | —        | 3        | 1        | 1          | 1          | —          | —             | — |
| 32513                           | Synthetic dye & pigment mfg .....                                  | (E)   | (D)               | (D)     | 1                              | —   | —      | —        | —        | —        | —          | —          | —          | —             | — |
| 32518                           | Other basic inorganic chemical mfg .....                           | (E)   | (D)               | (D)     | 5                              | 1   | —      | —        | 2        | 1        | 1          | —          | —          | —             | — |
| 3254                            | Pharmaceutical & medicine mfg .....                                | 1 891   | 22 059            | 91 350  | 11                             | 3   | 2      | 1        | 1        | —        | 2          | 1          | 1          | —             | — |
| 32541                           | Pharmaceutical & medicine mfg .....                                | 1 891   | 22 059            | 91 350  | 11                             | 3   | 2      | 1        | 1        | —        | 2          | 1          | 1          | —             | — |
| 325412                          | Pharmaceutical preparation mfg .....                               | 1 869   | 21 834            | 90 478  | 8                              | 2   | 1      | —        | 1        | —        | 2          | 1          | 1          | —             | — |
| 3255                            | Paint, coating & adhesive mfg .....                                | 549   | 6 735             | 25 274  | 15                             | 3   | 3      | 2        | 5        | —        | 2          | —          | —          | —             | — |
| 32551                           | Paint & coating mfg .....  | 458   | 5 758             | 21 465  | 11                             | 2   | 3      | 2        | 2        | —        | 2          | —          | —          | —             | — |
| 325510                          | Paint & coating mfg .....  | 458   | 5 758             | 21 465  | 11                             | 2   | 3      | 2        | 2        | —        | 2          | —          | —          | —             | — |
| 3256                            | Soap, cleaners & toilet preparation mfg .....                      | 1 095   | 13 861            | 56 239  | 15                             | 2   | 2      | 5        | 1        | 2        | 2          | 1          | —          | —             | — |
| 32561                           | Soap & cleaning compound mfg .....                                 | (G)   | (D)               | (D)     | 13                             | 2   | 1      | 4        | 1        | 2        | 2          | 1          | —          | —             | — |
| 325611                          | Soap & other detergent mfg .....                                   | 716   | 10 741            | 41 862  | 9                              | 2   | 1      | 2        | 1        | 1        | 1          | 1          | —          | —             | — |
| 3259                            | Other chemical product & preparation mfg .....                     | 169   | 2 158             | 8 810   | 10                             | 4   | 1      | 1        | 3        | 1        | —          | —          | —          | —             | — |
| 32599                           | All other chemical product & preparation mfg .....                 | (C)   | (D)               | (D)     | 7                              | 2   | 1      | 1        | 2        | 1        | —          | —          | —          | —             | — |
| 326                             | Plastics & rubber products mfg .....                               | 1 203   | 11 869            | 44 604  | 31                             | 7   | 3      | 7        | 8        | 2        | 4          | —          | —          | —             | — |
| 3261                            | Plastics product mfg .....   | 824   | 8 197             | 29 769  | 21                             | 6   | —      | 6        | 6        | —        | 3          | —          | —          | —             | — |
| 32612                           | Plastics pipe, pipe fitting, & unsupported profile shape mfg ..... | (C)   | (D)               | (D)     | 1                              | —   | —      | —        | —        | —        | 1          | —          | —          | —             | — |
| 32616                           | Plastics bottle mfg .....  | (C)   | (D)               | (D)     | 1                              | —   | —      | —        | —        | —        | 1          | —          | —          | —             | — |
| 32619                           | Other plastics product mfg .....                                   | 398   | 3 931             | 14 170  | 14                             | 5   | —      | 3        | 5        | —        | 1          | —          | —          | —             | — |
| 3262                            | Rubber product mfg .....   | 379   | 3 672             | 14 835  | 10                             | 1   | 3      | 1        | 2        | 2        | 1          | —          | —          | —             | — |
| 32621                           | Tire mfg .....   | 126   | 912               | 4 158   | 4                              | —   | 1      | —        | 2        | 1        | —          | —          | —          | —             | — |
| 32629                           | Other rubber product mfg .....                                     | 253   | 2 760             | 10 677  | 6                              | 1   | 2      | 1        | —        | 1        | 1          | —          | —          | —             | — |
| 327                             | Nonmetallic mineral product mfg .....                              | 462   | 5 054             | 23 709  | 20                             | 3   | 3      | 8        | 5        | —        | 1          | —          | —          | —             | — |
| 3272                            | Glass & glass product mfg .....                                    | 205   | 2 814             | 11 639  | 4                              | 1   | —      | 2        | —        | —        | 1          | —          | —          | —             | — |
| 32721                           | Glass & glass product mfg .....                                    | 205   | 2 814             | 11 639  | 4                              | 1   | —      | 2        | —        | —        | 1          | —          | —          | —             | — |
| 3273                            | Cement & concrete product mfg .....                                | 176   | 1 427             | 8 589   | 9                              | —   | 1      | 4        | 4        | —        | —          | —          | —          | —             | — |
| 331                             | Primary metal mfg .....  | 389   | 3 225             | 9 977   | 10                             | 2   | 3      | 1        | 3        | —        | —          | 1          | —          | —             | — |
| 3312                            | Steel product mfg from purchased steel .....                       | (E)   | (D)               | (D)     | 2                              | —   | —      | 1        | —        | —        | —          | 1          | —          | —             | — |
| 33122                           | Rolling & drawing of purchased steel .....                         | (E)   | (D)               | (D)     | 2                              | —   | —      | 1        | —        | —        | —          | 1          | —          | —             | — |
| 3315                            | Foundries .....  | 103   | 871               | 3 544   | 6                              | 2   | 1      | —        | 3        | —        | —          | —          | —          | —             | — |

See footnotes at end of table.

**Table 6. Counties—Employees, Payroll, and Establishments by Industry: 2003—Con.**

[Excludes most government employees, railroad employees, and self-employed persons. Size class 1 to 4 includes establishments with payroll, but no employees, during mid-March pay period. (D) denotes figures withheld to avoid disclosing data for individual companies; the data are included in broader industry totals. Detailed industries with 100 or more employees are shown if industry was not a (D). For explanation of terms, abbreviations, and data reliability/comparability, see introductory text]

| NAICS code                      | Industry   | Number of employees for week including March 12 | Payroll (\$1,000) |         | Total number of establishments | Number of establishments by employment-size class |        |          |          |          |            |            |            |               |  |
|---------------------------------|--|---|-------------------|---------|--------------------------------|---|--------|----------|----------|----------|------------|------------|------------|---------------|--|
|                                 |  |   | First quarter     | Annual  |                                | 1 to 4  | 5 to 9 | 10 to 19 | 20 to 49 | 50 to 99 | 100 to 249 | 250 to 499 | 500 to 999 | 1,000 or more |  |
| <b>ST. LOUIS (IC)—Con.</b>      |  |   |                   |         |                                |   |        |          |          |          |            |            |            |               |  |
| <b>31-33 Manufacturing—Con.</b> |  |   |                   |         |                                |   |        |          |          |          |            |            |            |               |  |
| 332                             | Fabricated metal product mfg .....                       | 2 611   | 28 113            | 115 310 | 123                            | 25  | 27     | 32       | 24       | 12       | 3          | -          | -          | -             |  |
| 3321                            | Forging & stamping .....                                 | 330   | 3 405             | 14 191  | 7                              | -   | 1      | 2        | 1        | 1        | 2          | -          | -          | -             |  |
| 33211                           | Forging & stamping .....                                 | 330   | 3 405             | 14 191  | 7                              | -   | 1      | 2        | 1        | 1        | 2          | -          | -          | -             |  |
| 3322                            | Cutlery & handtool mfg .....                             | 171   | 1 296             | 7 542   | 7                              | 1   | 1      | 2        | 1        | 2        | -          | -          | -          | -             |  |
| 33221                           | Cutlery & handtool mfg .....                             | 171   | 1 296             | 7 542   | 7                              | 1   | 1      | 2        | 1        | 2        | -          | -          | -          | -             |  |
| 3323                            | Architectural & structural metals mfg .....              | 517   | 5 039             | 21 529  | 29                             | 6   | 6      | 8        | 7        | 2        | -          | -          | -          | -             |  |
| 33231                           | Plate work & fabricated structural prod mfg ...          | 302   | 3 018             | 11 633  | 15                             | 1   | 4      | 4        | 5        | 1        | -          | -          | -          | -             |  |
| 332312                          | Fabricated structural metal mfg .....                    | 261   | 2 652             | 9 960   | 12                             | 1   | 4      | 1        | 5        | 1        | -          | -          | -          | -             |  |
| 33232                           | Ornamental & architectural metal prod mfg ...            | 215   | 2 021             | 9 896   | 14                             | 5   | 2      | 4        | 2        | 1        | -          | -          | -          | -             |  |
| 332322                          | Sheet metal work mfg .....                               | 101   | 1 101             | 6 008   | 7                              | 3   | 1      | 2        | 1        | 2        | -          | -          | -          | -             |  |
| 3327                            | Mach shops, turn prod, screw, nut, bolt mfg ...          | 647   | 7 514             | 31 208  | 34                             | 7   | 7      | 11       | 5        | 4        | -          | -          | -          | -             |  |
| 33271                           | Machine shops .....                                      | 470   | 6 044             | 25 710  | 27                             | 7   | 5      | 8        | 4        | 3        | -          | -          | -          | -             |  |
| 332710                          | Machine shops .....                                      | 470   | 6 044             | 25 710  | 27                             | 7   | 5      | 8        | 4        | 3        | -          | -          | -          | -             |  |
| 33272                           | Turned product & screw, nut & bolt mfg .....             | 177   | 1 470             | 5 498   | 7                              | -   | 2      | 3        | 1        | 1        | -          | -          | -          | -             |  |
| 3328                            | Coating, engrave, heat treating & oth activity ...       | 467   | 6 337             | 21 357  | 25                             | 7   | 7      | 6        | 3        | 1        | 1          | -          | -          | -             |  |
| 33281                           | Coating, engrave, heat treating & oth activity ...       | 467   | 6 337             | 21 357  | 25                             | 7   | 7      | 6        | 3        | 1        | 1          | -          | -          | -             |  |
| 332812                          | Metal coating, engraving & allied services ...           | 249   | 4 639             | 14 316  | 10                             | 2   | 2      | 3        | 2        | -        | 1          | -          | -          | -             |  |
| 3329                            | Other fabricated metal product mfg .....                 | 327   | 3 260             | 14 148  | 13                             | 3   | 4      | 1        | 3        | 2        | -          | -          | -          | -             |  |
| 33291                           | Metal valve mfg .....                                    | (C)   | (D)               | (D)     | 4                              | -   | 2      | -        | 1        | 1        | -          | -          | -          | -             |  |
| 33299                           | All other fabricated metal product mfg .....             | (C)   | (D)               | (D)     | 9                              | 3   | 2      | 1        | 2        | 1        | -          | -          | -          | -             |  |
| 332996                          | Fabricated pipe & pipe fitting mfg .....                 | 147   | 1 459             | 6 365   | 4                              | -   | 1      | 1        | 1        | 1        | -          | -          | -          | -             |  |
| 333                             | Machinery mfg .....                                      | 1 949   | 21 711            | 86 578  | 41                             | 16  | 4      | 7        | 6        | 3        | 3          | 1          | 1          | -             |  |
| 3331                            | Ag, construction & mining machinery mfg .....            | 119   | 1 392             | 6 131   | 3                              | -   | -      | -        | 3        | -        | -          | -          | -          | -             |  |
| 33313                           | Mining & oil & gas field machinery mfg .....             | 119   | 1 392             | 6 131   | 3                              | -   | -      | -        | 3        | -        | -          | -          | -          | -             |  |
| 333131                          | Mining machinery & equipment mfg .....                   | 119   | 1 392             | 6 131   | 3                              | -   | -      | -        | 3        | -        | -          | -          | -          | -             |  |
| 3332                            | Industrial machinery mfg .....                           | 202   | 1 978             | 8 046   | 8                              | 3   | 2      | -        | 2        | -        | 1          | -          | -          | -             |  |
| 33329                           | Other industrial machinery mfg .....                     | (C)   | (D)               | (D)     | 7                              | 3   | 1      | -        | 2        | -        | 1          | -          | -          | -             |  |
| 3333                            | Commercial & service industry machinery mfg ...          | (C)   | (D)               | (D)     | 3                              | 1   | -      | -        | -        | 1        | 1          | -          | -          | -             |  |
| 33331                           | Commercial & service industry machinery mfg .....        | (C)   | (D)               | (D)     | 3                              | 1   | -      | -        | -        | 1        | 1          | -          | -          | -             |  |
| 3335                            | Metalworking machinery mfg .....                         | 753   | 8 829             | 34 188  | 15                             | 8   | -      | 4        | 1        | 1        | -          | -          | 1          | -             |  |
| 33351                           | Metalworking machinery mfg .....                         | 753   | 8 829             | 34 188  | 15                             | 8   | -      | 4        | 1        | 1        | -          | -          | 1          | -             |  |
| 3339                            | Other general purpose machinery mfg .....                | 673   | 7 331             | 29 665  | 10                             | 3   | 2      | 2        | -        | 1        | 1          | 1          | -          | -             |  |
| 33392                           | Material handling equipment mfg .....                    | (C)   | (D)               | (D)     | 6                              | 1   | 2      | 2        | -        | -        | 1          | -          | -          | -             |  |
| 333922                          | Conveyor & conveying equipment mfg .....                 | 217   | 1 911             | 8 314   | 4                              | 1   | 1      | 1        | -        | -        | -          | -          | -          | -             |  |
| 33399                           | All other general purpose machinery mfg .....            | (E)   | (D)               | (D)     | 3                              | 2   | -      | -        | -        | -        | -          | 1          | -          | -             |  |
| 334                             | Computer & electronic product mfg .....                  | 203   | 1 532             | 6 686   | 10                             | 4   | 1      | 2        | 2        | 1        | -          | -          | -          | -             |  |
| 335                             | Electrical equip, appliance & component mfg .....        | 795   | 8 759             | 33 390  | 13                             | 2   | 1      | 1        | 4        | 3        | 2          | -          | -          | -             |  |
| 3351                            | Electric lighting equipment mfg .....                    | 281   | 2 155             | 8 500   | 6                              | -   | -      | -        | 4        | 2        | -          | -          | -          | -             |  |
| 33512                           | Lighting fixture mfg .....                               | 281   | 2 155             | 8 500   | 6                              | -   | -      | -        | 4        | 2        | -          | -          | -          | -             |  |
| 3353                            | Electrical equipment mfg .....                           | (C)   | (D)               | (D)     | 3                              | 1   | -      | 1        | -        | 1        | -          | -          | -          | -             |  |
| 33531                           | Electrical equipment mfg .....                           | (C)   | (D)               | (D)     | 3                              | 1   | -      | 1        | -        | 1        | -          | -          | -          | -             |  |
| 3359                            | Other electrical equipment & component mfg ...           | (E)   | (D)               | (D)     | 4                              | 1   | 1      | -        | -        | 1        | 1          | -          | -          | -             |  |
| 33593                           | Wiring device mfg .....                                  | (C)   | (D)               | (D)     | 2                              | -   | 1      | -        | -        | -        | 1          | -          | -          | -             |  |
| 336                             | Transportation equipment mfg .....                       | 740   | 7 512             | 26 985  | 14                             | 6   | 1      | 1        | 1        | 2        | 3          | -          | -          | -             |  |
| 3363                            | Motor vehicle parts mfg .....                            | 559   | 5 546             | 23 990  | 10                             | 5   | -      | 1        | -        | 2        | 2          | -          | -          | -             |  |
| 33634                           | Motor vehicle brake system mfg .....                     | (C)   | (D)               | (D)     | 1                              | -   | -      | -        | -        | -        | 1          | -          | -          | -             |  |
| 33636                           | Motor vehicle seating & interior trim mfg .....          | (C)   | (D)               | (D)     | 1                              | -   | -      | -        | -        | -        | 1          | -          | -          | -             |  |
| 33637                           | Motor vehicle metal stamping .....                       | (C)   | (D)               | (D)     | 3                              | 1   | -      | -        | -        | 2        | -          | -          | -          | -             |  |
| 3369                            | Other transportation equipment mfg .....                 | (C)   | (D)               | (D)     | 2                              | 1   | -      | -        | -        | -        | 1          | -          | -          | -             |  |
| 33699                           | Other transportation equipment mfg .....                 | (C)   | (D)               | (D)     | 2                              | 1   | -      | -        | -        | -        | 1          | -          | -          | -             |  |
| 337                             | Furniture & related product mfg .....                    | 852   | 7 526             | 31 868  | 30                             | 9   | 4      | 1        | 9        | 6        | 1          | -          | -          | -             |  |
| 3371                            | HH & institutional furniture & kitchen cabinet mfg ..... | (E)   | (D)               | (D)     | 15                             | 6   | 2      | 1        | 3        | 3        | -          | -          | -          | -             |  |
| 33712                           | Household & institutional furniture mfg .....            | 220   | 1 726             | 8 898   | 8                              | 3   | 1      | -        | 1        | 3        | -          | -          | -          | -             |  |
| 337127                          | Institutional furniture mfg .....                        | 217   | 1 708             | 8 848   | 5                              | -   | 1      | -        | 1        | 3        | -          | -          | -          | -             |  |
| 3372                            | Office furniture (including fixtures) mfg .....          | 411   | 2 995             | 12 760  | 11                             | 2   | 1      | -        | 5        | 2        | 1          | -          | -          | -             |  |
| 33721                           | Office furniture (including fixtures) mfg .....          | 411   | 2 995             | 12 760  | 11                             | 2   | 1      | -        | 5        | 2        | 1          | -          | -          | -             |  |
| 337211                          | Wood office furniture mfg .....                          | 150   | 1 344             | 5 535   | 3                              | -   | -      | -        | 1        | 2        | -          | -          | -          | -             |  |
| 3379                            | Other furniture related product mfg .....                | (C)   | (D)               | (D)     | 4                              | 1   | 1      | -        | 1        | 1        | -          | -          | -          | -             |  |
| 33791                           | Mattress mfg .....                                       | (C)   | (D)               | (D)     | 4                              | 1   | 1      | -        | 1        | 1        | -          | -          | -          | -             |  |
| 339                             | Miscellaneous mfg .....                                  | 1 328   | 10 921            | 45 628  | 54                             | 18  | 8      | 14       | 10       | 2        | 1          | 1          | -          | -             |  |
| 3391                            | Medical equipment & supplies mfg .....                   | 796   | 6 430             | 26 510  | 18                             | 6   | 2      | 5        | 3        | -        | 1          | 1          | -          | -             |  |
| 33911                           | Medical equipment & supplies mfg .....                   | 796   | 6 430             | 26 510  | 18                             | 6   | 2      | 5        | 3        | -        | 1          | 1          | -          | -             |  |
| 339112                          | Surgical & medical instrument mfg .....                  | 635   | 5 317             | 21 960  | 3                              | -   | -      | -        | 1        | -        | 1          | 1          | -          | -             |  |
| 3399                            | Other miscellaneous mfg .....                            | 532   | 4 491             | 19 118  | 36                             | 12  | 6      | 9        | 7        | 2        | -          | -          | -          | -             |  |
| 33992                           | Sporting & athletic goods mfg .....                      | 101   | 757               | 3 208   | 7                              | 3   | 1      | -        | 3        | 2        | -          | -          | -          | -             |  |
| 339920                          | Sporting & athletic goods mfg .....                      | 101   | 757               | 3 208   | 7                              | 3   | 1      | -        | 3        | 2        | -          | -          | -          | -             |  |
| 33995                           | Sign mfg .....   | 222   | 2 181             | 9 140   | 14                             | 5   | 1      | 5        | 2        | 1        | -          | -          | -          | -             |  |
| 339950                          | Sign mfg .....   | 222   | 2 181             | 9 140   | 14                             | 5   | 1      | 5        | 2        | 1        | -          | -          | -          | -             |  |
| 33999                           | All other misc mfg .....                                 | 115   | 911               | 3 496   | 8                              | 2   | 2      | 2        | 2        | -        | -          | -          | -          | -             |  |
| 42                              | Wholesale trade .....                                    | 13 442  | 147 687           | 589 794 | 756                            | 300   | 136    | 128      | 124      | 49       | 16         | 3          | -          | -             |  |

See footnotes at end of table.

**Table 6. Counties—Employees, Payroll, and Establishments by Industry: 2003—Con.**

[Excludes most government employees, railroad employees, and self-employed persons. Size class 1 to 4 includes establishments with payroll, but no employees, during mid-March pay period. (D) denotes figures withheld to avoid disclosing data for individual companies; the data are included in broader industry totals. Detailed industries with 100 or more employees are shown if industry was not a (D). For explanation of terms, abbreviations, and data reliability/comparability, see introductory text]

| NAICS code                  | Industry   | Number of employees for week including March 12 | Payroll (\$1,000) |         | Total number of establishments | Number of establishments by employment-size class |        |          |          |          |            |            |            |               |  |
|-----------------------------|--|---|-------------------|---------|--------------------------------|---|--------|----------|----------|----------|------------|------------|------------|---------------|--|
|                             |  |   | First quarter     | Annual  |                                | 1 to 4  | 5 to 9 | 10 to 19 | 20 to 49 | 50 to 99 | 100 to 249 | 250 to 499 | 500 to 999 | 1,000 or more |  |
| <b>ST. LOUIS (IC)—Con.</b>  |  |   |                   |         |                                |   |        |          |          |          |            |            |            |               |  |
| <b>Wholesale trade—Con.</b> |  |   |                   |         |                                |   |        |          |          |          |            |            |            |               |  |
| 42                          | Merchant Wholesalers, Durable Goods .....                                      | 7 321   | 78 478            | 310 166 | 424                            | 156   | 77     | 78       | 75       | 31       | 6          | 1          | -          | -             |  |
| 4231                        | Motor Vehicle and Motor Vehicle Parts and Supplies Merchant Wholesalers .....  | 1 136   | 8 873             | 36 373  | 52                             | 21  | 5      | 10       | 6        | 10       | -          | -          | -          | -             |  |
| 42312                       | Motor Vehicle Supplies and New Parts Merchant Wholesalers .....                | 856   | 6 395             | 25 071  | 32                             | 10  | 3      | 6        | 5        | 8        | -          | -          | -          | -             |  |
| 423120                      | Motor Vehicle Supplies and New Parts Merchant Wholesalers .....                | 856   | 6 395             | 25 071  | 32                             | 10  | 3      | 6        | 5        | 8        | -          | -          | -          | -             |  |
| 42313                       | Tire and Tube Merchant Wholesalers .....                                       | 176   | 1 510             | 7 736   | 8                              | 3   | -      | 3        | 1        | 1        | -          | -          | -          | -             |  |
| 423130                      | Tire and Tube Merchant Wholesalers .....                                       | 176   | 1 510             | 7 736   | 8                              | 3   | -      | 3        | 1        | 1        | -          | -          | -          | -             |  |
| 4232                        | Furniture and Home Furnishing Merchant Wholesalers .....                       | 343   | 3 269             | 13 648  | 22                             | 9   | 3      | 4        | 4        | 2        | -          | -          | -          | -             |  |
| 42321                       | Furniture Merchant Wholesalers .....   | 219   | 1 957             | 8 628   | 13                             | 5   | 2      | 3        | 1        | 2        | -          | -          | -          | -             |  |
| 423210                      | Furniture Merchant Wholesalers .....   | 219   | 1 957             | 8 628   | 13                             | 5   | 2      | 3        | 1        | 2        | -          | -          | -          | -             |  |
| 42322                       | Home Furnishing Merchant Wholesalers .....                                     | 124   | 1 312             | 5 020   | 9                              | 4   | 1      | 1        | 3        | -        | -          | -          | -          | -             |  |
| 423220                      | Home Furnishing Merchant Wholesalers .....                                     | 124   | 1 312             | 5 020   | 9                              | 4   | 1      | 1        | 3        | -        | -          | -          | -          | -             |  |
| 4233                        | Lumber and Other Construction Materials Merchant Wholesalers .....             | 327   | 3 086             | 13 511  | 28                             | 10  | 8      | 5        | 4        | 1        | -          | -          | -          | -             |  |
| 42331                       | Lumber, Plywood, Millwork, and Wood Panel Merchant Wholesalers .....           | 167   | 1 638             | 7 160   | 9                              | 2   | 3      | 1        | 2        | 1        | -          | -          | -          | -             |  |
| 423310                      | Lumber, Plywood, Millwork, and Wood Panel Merchant Wholesalers .....           | 167   | 1 638             | 7 160   | 9                              | 2   | 3      | 1        | 2        | 1        | -          | -          | -          | -             |  |
| 4234                        | Professional and Commercial Equipment and Supplies Merchant Wholesalers .....  | 1 294   | 14 388            | 56 891  | 58                             | 18  | 14     | 13       | 6        | 4        | 2          | 1          | -          | -             |  |
| 42342                       | Office Equipment Merchant Wholesalers .....                                    | 631   | 6 514             | 26 061  | 10                             | 1   | 3      | 1        | 1        | 2        | 1          | 1          | -          | -             |  |
| 423420                      | Office Equipment Merchant Wholesalers .....                                    | 631   | 6 514             | 26 061  | 10                             | 1   | 3      | 1        | 1        | 2        | 1          | 1          | -          | -             |  |
| 42344                       | Other Commercial Equipment Merchant Wholesalers .....                          | 245   | 2 204             | 9 082   | 18                             | 6   | 4      | 5        | 2        | 1        | -          | -          | -          | -             |  |
| 423440                      | Other Commercial Equipment Merchant Wholesalers .....                          | 245   | 2 204             | 9 082   | 18                             | 6   | 4      | 5        | 2        | 1        | -          | -          | -          | -             |  |
| 42345                       | Medical, Dental, and Hospital Equipment and Supplies Merchant Wholesaler ..... | 162   | 2 732             | 9 823   | 16                             | 5   | 5      | 4        | 2        | -        | -          | -          | -          | -             |  |
| 423450                      | Medical, Dental, and Hospital Equipment and Supplies Merchant Wholesaler ..... | 162   | 2 732             | 9 823   | 16                             | 5   | 5      | 4        | 2        | -        | -          | -          | -          | -             |  |
| 42346                       | Ophthalmic Goods Merchant Wholesalers .....                                    | 138   | 981               | 4 617   | 3                              | -   | 1      | 1        | -        | -        | 1          | -          | -          | -             |  |
| 423460                      | Ophthalmic Goods Merchant Wholesalers .....                                    | 138   | 981               | 4 617   | 3                              | -   | 1      | 1        | -        | -        | 1          | -          | -          | -             |  |
| 4235                        | Metal and Mineral (except Petroleum) Merchant Wholesalers .....                | 549   | 9 467             | 34 600  | 31                             | 7   | 6      | 6        | 11       | 1        | -          | -          | -          | -             |  |
| 42351                       | Metal Service Centers and Other Metal Merchant Wholesalers .....               | (F)   | (D)               | (D)     | 30                             | 7   | 6      | 6        | 10       | 1        | -          | -          | -          | -             |  |
| 4236                        | Electrical and Electronic Goods Merchant Wholesalers .....                     | 387   | 4 343             | 17 466  | 35                             | 19  | 6      | 5        | 4        | -        | 1          | -          | -          | -             |  |
| 42361                       | Electrical Apparatus and Equipment, Wiring Supplies, and Related Equipme ..... | 160   | 1 732             | 7 094   | 17                             | 8   | 3      | 3        | 3        | -        | -          | -          | -          | -             |  |
| 423610                      | Electrical Apparatus and Equipment, Wiring Supplies, and Related Equipme ..... | 160   | 1 732             | 7 094   | 17                             | 8   | 3      | 3        | 3        | -        | -          | -          | -          | -             |  |
| 42369                       | Other Electronic Parts and Equipment Merchant Wholesalers .....                | 161   | 2 023             | 8 092   | 13                             | 9   | 1      | 2        | -        | -        | 1          | -          | -          | -             |  |
| 423690                      | Other Electronic Parts and Equipment Merchant Wholesalers .....                | 161   | 2 023             | 8 092   | 13                             | 9   | 1      | 2        | -        | -        | 1          | -          | -          | -             |  |
| 4237                        | Hardware, and Plumbing and Heating Equipment and Supplies Merchant Whole ..... | 648   | 7 692             | 30 131  | 37                             | 14  | 3      | 6        | 12       | 2        | -          | -          | -          | -             |  |
| 42371                       | Hardware Merchant Wholesalers .....  | 206   | 1 737             | 7 309   | 10                             | 3   | 1      | 1        | 5        | -        | -          | -          | -          | -             |  |
| 423710                      | Hardware Merchant Wholesalers .....  | 206   | 1 737             | 7 309   | 10                             | 3   | 1      | 1        | 5        | -        | -          | -          | -          | -             |  |
| 42372                       | Plumbing and Heating Equipment and Supplies (Hydronics) Merchant Wholesa ..... | 103   | 1 191             | 4 342   | 11                             | 6   | 2      | 1        | 2        | -        | -          | -          | -          | -             |  |
| 423720                      | Plumbing and Heating Equipment and Supplies (Hydronics) Merchant Wholesa ..... | 103   | 1 191             | 4 342   | 11                             | 6   | 2      | 1        | 2        | -        | -          | -          | -          | -             |  |
| 42373                       | Warm Air Heating and Air-Conditioning Equipment and Supplies Merchant Wh ..... | 282   | 4 325             | 16 437  | 12                             | 3   | -      | 4        | 3        | 2        | -          | -          | -          | -             |  |
| 423730                      | Warm Air Heating and Air-Conditioning Equipment and Supplies Merchant Wh ..... | 282   | 4 325             | 16 437  | 12                             | 3   | -      | 4        | 3        | 2        | -          | -          | -          | -             |  |
| 4238                        | Machinery, Equipment, and Supplies Merchant Wholesalers .....                  | 1 600   | 18 054            | 70 600  | 100                            | 37  | 23     | 18       | 14       | 6        | 2          | -          | -          | -             |  |
| 42381                       | Construction and Mining (except Oil Well) Machinery and Equipment Mercha ..... | 172   | 1 655             | 6 041   | 5                              | 1   | 1      | 1        | 1        | -        | 1          | -          | -          | -             |  |
| 423810                      | Construction and Mining (except Oil Well) Machinery and Equipment Mercha ..... | 172   | 1 655             | 6 041   | 5                              | 1   | 1      | 1        | 1        | -        | 1          | -          | -          | -             |  |
| 42383                       | Industrial Machinery and Equipment Merchant Wholesalers .....                  | 823   | 9 529             | 38 775  | 53                             | 20  | 14     | 9        | 6        | 3        | 1          | -          | -          | -             |  |
| 423830                      | Industrial Machinery and Equipment Merchant Wholesalers .....                  | 823   | 9 529             | 38 775  | 53                             | 20  | 14     | 9        | 6        | 3        | 1          | -          | -          | -             |  |
| 42384                       | Industrial Supplies Merchant Wholesalers .....                                 | 530   | 6 401             | 23 795  | 27                             | 8   | 3      | 6        | 7        | 3        | -          | -          | -          | -             |  |
| 423840                      | Industrial Supplies Merchant Wholesalers .....                                 | 530   | 6 401             | 23 795  | 27                             | 8   | 3      | 6        | 7        | 3        | -          | -          | -          | -             |  |
| 4239                        | Miscellaneous Durable Goods Merchant Wholesalers .....                         | 1 037   | 9 306             | 36 946  | 61                             | 21  | 9      | 11       | 14       | 5        | 1          | -          | -          | -             |  |
| 42393                       | Recyclable Material Merchant Wholesalers .....                                 | 587   | 4 968             | 21 278  | 23                             | 3   | 3      | 6        | 7        | 3        | 1          | -          | -          | -             |  |
| 423930                      | Recyclable Material Merchant Wholesalers .....                                 | 587   | 4 968             | 21 278  | 23                             | 3   | 3      | 6        | 7        | 3        | 1          | -          | -          | -             |  |
| 42399                       | Other Miscellaneous Durable Goods Merchant Wholesalers .....                   | 258   | 2 540             | 10 149  | 17                             | 6   | 3      | 2        | 5        | 1        | -          | -          | -          | -             |  |
| 423990                      | Other Miscellaneous Durable Goods Merchant Wholesalers .....                   | 258   | 2 540             | 10 149  | 17                             | 6   | 3      | 2        | 5        | 1        | -          | -          | -          | -             |  |
| 424                         | Merchant Wholesalers, Non-durable Goods .....                                  | 5 662   | 65 450            | 264 593 | 282                            | 105   | 50     | 49       | 49       | 18       | 10         | 1          | -          | -             |  |
| 4241                        | Paper and Paper Product Merchant Wholesalers .....                             | 538   | 6 449             | 27 148  | 33                             | 14  | 3      | 8        | 6        | 2        | -          | -          | -          | -             |  |
| 42411                       | Printing and Writing Paper Merchant Wholesalers .....                          | 213   | 2 706             | 10 958  | 7                              | 2   | -      | 3        | -        | 2        | -          | -          | -          | -             |  |
| 424110                      | Printing and Writing Paper Merchant Wholesalers .....                          | 213   | 2 706             | 10 958  | 7                              | 2   | -      | 3        | -        | 2        | -          | -          | -          | -             |  |
| 42412                       | Stationery and Office Supplies Merchant Wholesalers .....                      | 144   | 1 282             | 5 696   | 12                             | 6   | 1      | 2        | 3        | -        | -          | -          | -          | -             |  |
| 424120                      | Stationery and Office Supplies Merchant Wholesalers .....                      | 144   | 1 282             | 5 696   | 12                             | 6   | 1      | 2        | 3        | -        | -          | -          | -          | -             |  |

See footnotes at end of table.



**Table 6. Counties—Employees, Payroll, and Establishments by Industry: 2003—Con.**

[Excludes most government employees, railroad employees, and self-employed persons. Size class 1 to 4 includes establishments with payroll, but no employees, during mid-March pay period. (D) denotes figures withheld to avoid disclosing data for individual companies; the data are included in broader industry totals. Detailed industries with 100 or more employees are shown if industry was not a (D). For explanation of terms, abbreviations, and data reliability/comparability, see introductory text]

| NAICS code   | Industry   | Number of employees for week including March 12 | Payroll (\$1,000) |                | Total number of establishments | Number of establishments by employment-size class |            |            |            |           |            |            |            |               |          |          |
|--------------|--|---|-------------------|----------------|--------------------------------|---|------------|------------|------------|-----------|------------|------------|------------|---------------|----------|----------|
|              |  |   | First quarter     | Annual         |                                | 1 to 4  | 5 to 9     | 10 to 19   | 20 to 49   | 50 to 99  | 100 to 249 | 250 to 499 | 500 to 999 | 1,000 or more |          |          |
| <b>42</b>    | <b>ST. LOUIS (IC)—Con.</b>   |   |                   |                |                                |   |            |            |            |           |            |            |            |               |          |          |
|              | <b>Wholesale trade—Con.</b>  |   |                   |                |                                |   |            |            |            |           |            |            |            |               |          |          |
| 424          | Merchant Wholesalers, Nondurable Goods—Con.                        |   |                   |                |                                |   |            |            |            |           |            |            |            |               |          |          |
| 4241         | Paper and Paper Product Merchant Wholesalers—Con.                  |   |                   |                |                                |   |            |            |            |           |            |            |            |               |          |          |
| 42413        | Industrial and Personal Service Paper Merchant Wholesalers         | 181   | 2 461             | 10 494         | 14                             | 6   | 2          | 3          | 3          | —         | —          | —          | —          | —             | —        | —        |
| 424130       | Industrial and Personal Service Paper Merchant Wholesalers         | 181   | 2 461             | 10 494         | 14                             | 6   | 2          | 3          | 3          | —         | —          | —          | —          | —             | —        | —        |
| 4242         | Drugs and Druggists' Sundries Merchant Wholesalers                 | (C)   | (D)               | (D)            | 12                             | 5   | 5          | —          | 1          | —         | 1          | —          | —          | —             | —        | —        |
| 42421        | Drugs and Druggists' Sundries Merchant Wholesalers                 | (C)   | (D)               | (D)            | 12                             | 5   | 5          | —          | 1          | —         | 1          | —          | —          | —             | —        | —        |
| 4243         | Apparel, Piece Goods, and Notions Merchant Wholesalers             | 358   | 3 773             | 15 527         | 28                             | 14  | 5          | 5          | 1          | 3         | —          | —          | —          | —             | —        | —        |
| 42432        | Men's and Boys' Clothing and Furnishings Merchant Wholesalers      | 161   | 2 141             | 8 616          | 12                             | 6   | 2          | 2          | 1          | 1         | —          | —          | —          | —             | —        | —        |
| 424320       | Men's and Boys' Clothing and Furnishings Merchant Wholesalers      | 161   | 2 141             | 8 616          | 12                             | 6   | 2          | 2          | 1          | 1         | —          | —          | —          | —             | —        | —        |
| 4244         | Grocery and Related Product Wholesalers                            | 1 636   | 15 681            | 65 088         | 91                             | 32  | 20         | 15         | 16         | 5         | 3          | —          | —          | —             | —        | —        |
| 42441        | General Line Grocery Merchant Wholesalers                          | 120   | 886               | 3 744          | 9                              | 5   | 2          | —          | 1          | 1         | —          | —          | —          | —             | —        | —        |
| 424410       | General Line Grocery Merchant Wholesalers                          | 120   | 886               | 3 744          | 9                              | 5   | 2          | —          | 1          | 1         | —          | —          | —          | —             | —        | —        |
| 42442        | Packaged Frozen Food Merchant Wholesalers                          | 166   | 1 284             | 4 922          | 8                              | 2   | 1          | 1          | 3          | 1         | —          | —          | —          | —             | —        | —        |
| 424420       | Packaged Frozen Food Merchant Wholesalers                          | 166   | 1 284             | 4 922          | 8                              | 2   | 1          | 1          | 3          | 1         | —          | —          | —          | —             | —        | —        |
| 42443        | Dairy Product (except Dried or Canned) Merchant Wholesalers        | 203   | 1 876             | 6 136          | 9                              | 3   | 1          | 2          | 1          | 2         | —          | —          | —          | —             | —        | —        |
| 424430       | Dairy Product (except Dried or Canned) Merchant Wholesalers        | 203   | 1 876             | 6 136          | 9                              | 3   | 1          | 2          | 1          | 2         | —          | —          | —          | —             | —        | —        |
| 42447        | Meat and Meat Product Merchant Wholesalers                         | 375   | 3 185             | 14 149         | 8                              | 3   | 1          | 2          | —          | —         | 2          | —          | —          | —             | —        | —        |
| 424470       | Meat and Meat Product Merchant Wholesalers                         | 375   | 3 185             | 14 149         | 8                              | 3   | 1          | 2          | —          | —         | 2          | —          | —          | —             | —        | —        |
| 42448        | Fresh Fruit and Vegetable Merchant Wholesalers                     | 297   | 3 214             | 14 972         | 27                             | 9   | 8          | 6          | 3          | 1         | —          | —          | —          | —             | —        | —        |
| 424480       | Fresh Fruit and Vegetable Merchant Wholesalers                     | 297   | 3 214             | 14 972         | 27                             | 9   | 8          | 6          | 3          | 1         | —          | —          | —          | —             | —        | —        |
| 42449        | Other Grocery and Related Products Merchant Wholesalers            | 338   | 4 114             | 16 682         | 22                             | 8   | 6          | 2          | 5          | —         | 1          | —          | —          | —             | —        | —        |
| 424490       | Other Grocery and Related Products Merchant Wholesalers            | 338   | 4 114             | 16 682         | 22                             | 8   | 6          | 2          | 5          | —         | 1          | —          | —          | —             | —        | —        |
| 4245         | Farm Product Raw Material Merchant Wholesalers                     | (C)   | (D)               | (D)            | 8                              | 2   | 3          | —          | 3          | —         | —          | —          | —          | —             | —        | —        |
| 42451        | Grain and Field Bean Merchant Wholesalers                          | 123   | 1 851             | 7 142          | 7                              | 2   | 2          | —          | 3          | —         | —          | —          | —          | —             | —        | —        |
| 424510       | Grain and Field Bean Merchant Wholesalers                          | 123   | 1 851             | 7 142          | 7                              | 2   | 2          | —          | 3          | —         | —          | —          | —          | —             | —        | —        |
| 4246         | Chemical and Allied Products Merchant Wholesalers                  | 1 112   | 14 618            | 60 457         | 47                             | 18  | 6          | 6          | 12         | 3         | 1          | 1          | —          | —             | —        | —        |
| 42469        | Other Chemical and Allied Products Merchant Wholesalers            | 1 047   | 14 064            | 58 304         | 42                             | 17  | 5          | 4          | 11         | 3         | 1          | 1          | —          | —             | —        | —        |
| 424690       | Other Chemical and Allied Products Merchant Wholesalers            | 1 047   | 14 064            | 58 304         | 42                             | 17  | 5          | 4          | 11         | 3         | 1          | 1          | —          | —             | —        | —        |
| 4247         | Petroleum and Petroleum Products Merchant Wholesalers              | 224   | 3 866             | 12 676         | 13                             | 4   | 1          | 4          | 3          | 1         | —          | —          | —          | —             | —        | —        |
| 42471        | Petroleum Bulk Stations and Terminals                              | 145   | 3 108             | 9 341          | 9                              | 3   | —          | 3          | 3          | —         | —          | —          | —          | —             | —        | —        |
| 424710       | Petroleum Bulk Stations and Terminals                              | 145   | 3 108             | 9 341          | 9                              | 3   | —          | 3          | 3          | —         | —          | —          | —          | —             | —        | —        |
| 4248         | Beer, Wine, and Distilled Alcoholic Beverage Merchant Wholesalers  | 698   | 8 392             | 30 168         | 10                             | 1   | 1          | 1          | 3          | —         | 4          | —          | —          | —             | —        | —        |
| 42481        | Beer and Ale Merchant Wholesalers                                  | 256   | 2 710             | 9 921          | 4                              | —   | 1          | —          | 1          | —         | 2          | —          | —          | —             | —        | —        |
| 424810       | Beer and Ale Merchant Wholesalers                                  | 256   | 2 710             | 9 921          | 4                              | —   | 1          | —          | 1          | —         | 2          | —          | —          | —             | —        | —        |
| 42482        | Wine and Distilled Alcoholic Beverage Merchant Wholesalers         | 442   | 5 682             | 20 247         | 6                              | 1   | —          | 1          | 2          | —         | 2          | —          | —          | —             | —        | —        |
| 424820       | Wine and Distilled Alcoholic Beverage Merchant Wholesalers         | 442   | 5 682             | 20 247         | 6                              | 1   | —          | 1          | 2          | —         | 2          | —          | —          | —             | —        | —        |
| 4249         | Miscellaneous Nondurable Goods Merchant Wholesalers                | 733   | 6 173             | 25 539         | 40                             | 15  | 6          | 10         | 4          | 4         | 1          | —          | —          | —             | —        | —        |
| 42491        | Farm Supplies Merchant Wholesalers                                 | 150   | 1 892             | 6 134          | 4                              | —   | 1          | 1          | 1          | —         | 1          | —          | —          | —             | —        | —        |
| 424910       | Farm Supplies Merchant Wholesalers                                 | 150   | 1 892             | 6 134          | 4                              | —   | 1          | 1          | 1          | —         | 1          | —          | —          | —             | —        | —        |
| 42492        | Book, Periodical, and Newspaper Merchant Wholesalers               | 132   | 933               | 4 008          | 6                              | 2   | 1          | 2          | —          | 1         | —          | —          | —          | —             | —        | —        |
| 424920       | Book, Periodical, and Newspaper Merchant Wholesalers               | 132   | 933               | 4 008          | 6                              | 2   | 1          | 2          | —          | 1         | —          | —          | —          | —             | —        | —        |
| 42493        | Flower, Nursery Stock, and Florists' Supplies Merchant Wholesalers | 125   | 927               | 4 683          | 6                              | 2   | —          | 2          | 1          | 1         | —          | —          | —          | —             | —        | —        |
| 424930       | Flower, Nursery Stock, and Florists' Supplies Merchant Wholesalers | 125   | 927               | 4 683          | 6                              | 2   | —          | 2          | 1          | 1         | —          | —          | —          | —             | —        | —        |
| 42499        | Other Miscellaneous Nondurable Goods Merchant Wholesalers          | 230   | 1 790             | 7 865          | 14                             | 5   | 3          | 3          | 2          | 1         | —          | —          | —          | —             | —        | —        |
| 424990       | Other Miscellaneous Nondurable Goods Merchant Wholesalers          | 230   | 1 790             | 7 865          | 14                             | 5   | 3          | 3          | 2          | 1         | —          | —          | —          | —             | —        | —        |
| 425          | Wholesale Electronic Markets and Agents and Brokers                | 459   | 3 759             | 15 035         | 50                             | 39  | 9          | 1          | —          | —         | —          | 1          | —          | —             | —        | —        |
| 4251         | Wholesale Electronic Markets and Agents and Brokers                | 459   | 3 759             | 15 035         | 50                             | 39  | 9          | 1          | —          | —         | —          | 1          | —          | —             | —        | —        |
| 42512        | Wholesale Trade Agents and Brokers                                 | 459   | 3 759             | 15 035         | 50                             | 39  | 9          | 1          | —          | —         | —          | 1          | —          | —             | —        | —        |
| 425120       | Wholesale Trade Agents and Brokers                                 | 459   | 3 759             | 15 035         | 50                             | 39  | 9          | 1          | —          | —         | —          | 1          | —          | —             | —        | —        |
| <b>44-45</b> | <b>Retail trade</b>  | <b>15 554</b>                                   | <b>85 217</b>     | <b>348 414</b> | <b>1 248</b>                   | <b>613</b>  | <b>284</b> | <b>190</b> | <b>100</b> | <b>34</b> | <b>24</b>  | <b>3</b>   | <b>—</b>   | <b>—</b>      | <b>—</b> | <b>—</b> |

See footnotes at end of table.

**Table 6. Counties—Employees, Payroll, and Establishments by Industry: 2003—Con.**

[Excludes most government employees, railroad employees, and self-employed persons. Size class 1 to 4 includes establishments with payroll, but no employees, during mid-March pay period. (D) denotes figures withheld to avoid disclosing data for individual companies; the data are included in broader industry totals. Detailed industries with 100 or more employees are shown if industry was not a (D). For explanation of terms, abbreviations, and data reliability/comparability, see introductory text]

| NAICS code                     | Industry   | Number of employees for week including March 12 | Payroll (\$1,000) |        | Total number of establishments | Number of establishments by employment-size class |        |          |          |          |            |            |            |               |  |
|--------------------------------|--|---|-------------------|--------|--------------------------------|---|--------|----------|----------|----------|------------|------------|------------|---------------|--|
|                                |  |   | First quarter     | Annual |                                | 1 to 4  | 5 to 9 | 10 to 19 | 20 to 49 | 50 to 99 | 100 to 249 | 250 to 499 | 500 to 999 | 1,000 or more |  |
| <b>ST. LOUIS (IC)—Con.</b>     |  |   |                   |        |                                |   |        |          |          |          |            |            |            |               |  |
| <b>44-45 Retail trade—Con.</b> |  |   |                   |        |                                |   |        |          |          |          |            |            |            |               |  |
| 441                            | Motor vehicle & parts dealers .....                    | 2 028   | 18 531            | 78 404 | 157                            | 71  | 31     | 34       | 13       | 7        | 1          | —          | —          | —             |  |
| 4411                           | Automobile dealers .....                               | 1 295   | 13 783            | 57 739 | 68                             | 34  | 11     | 6        | 9        | 7        | 1          | —          | —          | —             |  |
| 44111                          | New car dealers .....                                  | 1 108   | 12 233            | 51 153 | 27                             | 8   | 1      | 2        | 8        | 7        | 1          | —          | —          | —             |  |
| 441110                         | New car dealers .....                                  | 1 108   | 12 233            | 51 153 | 27                             | 8   | 1      | 2        | 8        | 7        | 1          | —          | —          | —             |  |
| 44112                          | Used car dealers .....                                 | 187   | 1 550             | 6 586  | 41                             | 26  | 10     | 4        | 1        | —        | —          | —          | —          | —             |  |
| 441120                         | Used car dealers .....                                 | 187   | 1 550             | 6 586  | 41                             | 26  | 10     | 4        | 1        | —        | —          | —          | —          | —             |  |
| 4412                           | Other motor vehicle dealers .....                      | 110   | 550               | 2 531  | 11                             | 4   | 3      | 3        | 1        | —        | —          | —          | —          | —             |  |
| 4413                           | Automotive parts, accessories & tire stores .....      | 623   | 4 198             | 18 134 | 78                             | 33  | 17     | 25       | 3        | —        | —          | —          | —          | —             |  |
| 44131                          | Automotive parts, accessories & tire stores .....      | 435   | 2 832             | 12 378 | 51                             | 21  | 10     | 18       | 2        | —        | —          | —          | —          | —             |  |
| 441310                         | Automotive parts, accessories & tire stores .....      | 435   | 2 832             | 12 378 | 51                             | 21  | 10     | 18       | 2        | —        | —          | —          | —          | —             |  |
| 44132                          | Tire dealers .....                                     | 188   | 1 366             | 5 756  | 27                             | 12  | 7      | 7        | 1        | —        | —          | —          | —          | —             |  |
| 441320                         | Tire dealers .....                                     | 188   | 1 366             | 5 756  | 27                             | 12  | 7      | 7        | 1        | —        | —          | —          | —          | —             |  |
| 442                            | Furniture & home furnishing stores .....               | 407   | 2 471             | 11 237 | 64                             | 35  | 14     | 11       | 4        | —        | —          | —          | —          | —             |  |
| 4421                           | Furniture stores .....                                 | 229   | 1 786             | 8 259  | 36                             | 19  | 9      | 6        | 2        | —        | —          | —          | —          | —             |  |
| 44211                          | Furniture stores .....                                 | 229   | 1 786             | 8 259  | 36                             | 19  | 9      | 6        | 2        | —        | —          | —          | —          | —             |  |
| 442110                         | Furniture stores .....                                 | 229   | 1 786             | 8 259  | 36                             | 19  | 9      | 6        | 2        | —        | —          | —          | —          | —             |  |
| 4422                           | Home furnishings stores .....                          | 178   | 685               | 2 978  | 28                             | 16  | 5      | 5        | 2        | —        | —          | —          | —          | —             |  |
| 44229                          | Other home furnishings stores .....                    | 157   | 578               | 2 297  | 20                             | 10  | 4      | 4        | 2        | —        | —          | —          | —          | —             |  |
| 442299                         | All other home furnishings stores .....                | 137   | 461               | 1 841  | 17                             | 9   | 3      | 3        | 2        | —        | —          | —          | —          | —             |  |
| 443                            | Electronics & appliance stores .....                   | 369   | 1 731             | 7 110  | 41                             | 22  | 15     | 1        | 1        | 1        | 1          | —          | —          | —             |  |
| 4431                           | Electronics & appliance stores .....                   | 369   | 1 731             | 7 110  | 41                             | 22  | 15     | 1        | 1        | 1        | 1          | —          | —          | —             |  |
| 44311                          | Appliance, TV & all other electronics stores .....     | 311   | 1 330             | 5 402  | 31                             | 16  | 12     | 1        | —        | 1        | 1          | —          | —          | —             |  |
| 443112                         | Radio, television & other electronics stores .....     | 230   | 982               | 4 021  | 25                             | 13  | 10     | 1        | —        | —        | 1          | —          | —          | —             |  |
| 444                            | Bldg material & garden equip & supp dealers .....      | 1 073   | 8 250             | 33 435 | 82                             | 39  | 18     | 11       | 9        | 3        | 2          | —          | —          | —             |  |
| 4441                           | Building material & supplies dealers .....             | 984   | 7 911             | 31 443 | 75                             | 36  | 18     | 9        | 7        | 3        | 2          | —          | —          | —             |  |
| 44411                          | Home centers .....                                     | 211   | 1 240             | 4 892  | 4                              | —   | 2      | 1        | —        | —        | 1          | —          | —          | —             |  |
| 444110                         | Home centers .....                                     | 211   | 1 240             | 4 892  | 4                              | —   | 2      | 1        | —        | —        | 1          | —          | —          | —             |  |
| 44413                          | Hardware stores .....                                  | 128   | 577               | 2 384  | 17                             | 9   | 5      | 1        | 2        | —        | —          | —          | —          | —             |  |
| 444130                         | Hardware stores .....                                  | 128   | 577               | 2 384  | 17                             | 9   | 5      | 1        | 2        | —        | —          | —          | —          | —             |  |
| 44419                          | Other building material dealers .....                  | 596   | 5 562             | 22 371 | 40                             | 18  | 6      | 7        | 5        | 3        | 1          | —          | —          | —             |  |
| 444190                         | Other building material dealers .....                  | 596   | 5 562             | 22 371 | 40                             | 18  | 6      | 7        | 5        | 3        | 1          | —          | —          | —             |  |
| 445                            | Food & beverage stores .....                           | 4 020   | 18 599            | 72 939 | 230                            | 127   | 40     | 27       | 15       | 5        | 15         | 1          | —          | —             |  |
| 4451                           | Grocery stores .....                                   | 3 730   | 17 415            | 68 019 | 163                            | 82  | 26     | 21       | 13       | 5        | 15         | 1          | —          | —             |  |
| 44511                          | Grocery (except convenience) stores .....              | 3 520   | 16 722            | 65 143 | 118                            | 51  | 20     | 14       | 12       | 5        | 15         | 1          | —          | —             |  |
| 445110                         | Grocery (except convenience) stores .....              | 3 520   | 16 722            | 65 143 | 118                            | 51  | 20     | 14       | 12       | 5        | 15         | 1          | —          | —             |  |
| 44512                          | Convenience stores .....                               | 210   | 693               | 2 876  | 45                             | 31  | 6      | 7        | 1        | —        | —          | —          | —          | —             |  |
| 445120                         | Convenience stores .....                               | 210   | 693               | 2 876  | 45                             | 31  | 6      | 7        | 1        | —        | —          | —          | —          | —             |  |
| 4452                           | Specialty food stores .....                            | 166   | 687               | 2 808  | 32                             | 17  | 10     | 3        | 2        | —        | —          | —          | —          | —             |  |
| 4453                           | Beer, wine & liquor stores .....                       | 124   | 497               | 2 112  | 35                             | 28  | 4      | 3        | —        | —        | —          | —          | —          | —             |  |
| 44531                          | Beer, wine & liquor stores .....                       | 124   | 497               | 2 112  | 35                             | 28  | 4      | 3        | —        | —        | —          | —          | —          | —             |  |
| 445310                         | Beer, wine & liquor stores .....                       | 124   | 497               | 2 112  | 35                             | 28  | 4      | 3        | —        | —        | —          | —          | —          | —             |  |
| 446                            | Health & personal care stores .....                    | 1 118   | 5 952             | 25 139 | 95                             | 51  | 16     | 8        | 15       | 5        | —          | —          | —          | —             |  |
| 4461                           | Health & personal care stores .....                    | 1 118   | 5 952             | 25 139 | 95                             | 51  | 16     | 8        | 15       | 5        | —          | —          | —          | —             |  |
| 44611                          | Pharmacies & drug stores .....                         | 824   | 4 634             | 19 383 | 39                             | 10  | 6      | 7        | 12       | 4        | —          | —          | —          | —             |  |
| 446110                         | Pharmacies & drug stores .....                         | 824   | 4 634             | 19 383 | 39                             | 10  | 6      | 7        | 12       | 4        | —          | —          | —          | —             |  |
| 44612                          | Cosmetics, beauty supplies & perfume stores .....      | 170   | 556               | 2 288  | 26                             | 20  | 2      | 1        | 2        | 1        | —          | —          | —          | —             |  |
| 446120                         | Cosmetics, beauty supplies & perfume stores .....      | 170   | 556               | 2 288  | 26                             | 20  | 2      | 1        | 2        | 1        | —          | —          | —          | —             |  |
| 447                            | Gasoline stations .....                                | 1 010   | 4 586             | 19 245 | 131                            | 53  | 38     | 34       | 5        | 1        | —          | —          | —          | —             |  |
| 4471                           | Gasoline stations .....                                | 1 010   | 4 586             | 19 245 | 131                            | 53  | 38     | 34       | 5        | 1        | —          | —          | —          | —             |  |
| 44711                          | Gasoline stations with convenience stores .....        | 786   | 3 201             | 13 335 | 104                            | 38  | 33     | 30       | 3        | —        | —          | —          | —          | —             |  |
| 447110                         | Gasoline stations with convenience stores .....        | 786   | 3 201             | 13 335 | 104                            | 38  | 33     | 30       | 3        | —        | —          | —          | —          | —             |  |
| 44719                          | Other gasoline stations .....                          | 224   | 1 385             | 5 910  | 27                             | 15  | 5      | 4        | 2        | 1        | —          | —          | —          | —             |  |
| 447190                         | Other gasoline stations .....                          | 224   | 1 385             | 5 910  | 27                             | 15  | 5      | 4        | 2        | 1        | —          | —          | —          | —             |  |
| 448                            | Clothing & clothing accessories stores .....           | 1 414   | 5 246             | 21 656 | 152                            | 64  | 51     | 21       | 11       | 5        | —          | —          | —          | —             |  |
| 4481                           | Clothing stores .....                                  | 1 108   | 3 577             | 14 477 | 96                             | 39  | 29     | 13       | 10       | 5        | —          | —          | —          | —             |  |
| 44812                          | Women's clothing stores .....                          | 267   | 704               | 2 854  | 34                             | 14  | 12     | 6        | 1        | 1        | —          | —          | —          | —             |  |
| 448120                         | Women's clothing stores .....                          | 267   | 704               | 2 854  | 34                             | 14  | 12     | 6        | 1        | 1        | —          | —          | —          | —             |  |
| 44814                          | Family clothing stores .....                           | 517   | 1 679             | 6 551  | 21                             | 7   | 5      | —        | 5        | 4        | —          | —          | —          | —             |  |
| 448140                         | Family clothing stores .....                           | 517   | 1 679             | 6 551  | 21                             | 7   | 5      | —        | 5        | 4        | —          | —          | —          | —             |  |
| 44819                          | Other clothing stores .....                            | 159   | 494               | 2 237  | 18                             | 7   | 6      | 3        | 2        | —        | —          | —          | —          | —             |  |
| 448190                         | Other clothing stores .....                            | 159   | 494               | 2 237  | 18                             | 7   | 6      | 3        | 2        | —        | —          | —          | —          | —             |  |
| 4482                           | Shoe stores .....                                      | 166   | 702               | 3 159  | 26                             | 5   | 17     | 4        | —        | —        | —          | —          | —          | —             |  |
| 44821                          | Shoe stores .....                                      | 166   | 702               | 3 159  | 26                             | 5   | 17     | 4        | —        | —        | —          | —          | —          | —             |  |
| 448210                         | Shoe stores .....                                      | 166   | 702               | 3 159  | 26                             | 5   | 17     | 4        | —        | —        | —          | —          | —          | —             |  |
| 4483                           | Jewelry, luggage & leather goods stores .....          | 140   | 967               | 4 020  | 30                             | 20  | 5      | 4        | 1        | —        | —          | —          | —          | —             |  |
| 44831                          | Jewelry stores .....                                   | (C)   | (D)               | (D)    | 28                             | 18  | 5      | 4        | 1        | —        | —          | —          | —          | —             |  |
| 451                            | Sporting goods, hobby, book & music stores .....       | 445   | 1 444             | 6 342  | 55                             | 26  | 11     | 13       | 5        | —        | —          | —          | —          | —             |  |
| 4511                           | Sporting goods, hobby, musical instrument stores ..... | 225   | 816               | 3 914  | 29                             | 13  | 7      | 6        | 3        | —        | —          | —          | —          | —             |  |
| 4512                           | Book, periodical & music stores .....                  | 220   | 628               | 2 428  | 26                             | 13  | 4      | 7        | 2        | —        | —          | —          | —          | —             |  |
| 45121                          | Book stores & news dealers .....                       | 144   | 505               | 2 116  | 17                             | 10  | 1      | 4        | 2        | —        | —          | —          | —          | —             |  |
| 452                            | General merchandise stores .....                       | 1 830   | 7 381             | 29 027 | 39                             | 13  | 9      | 8        | 1        | 1        | 5          | 2          | —          | —             |  |
| 4521                           | Department stores .....                                | 1 416   | 5 743             | 22 110 | 6                              | —   | —      | —        | —        | —        | 4          | 2          | —          | —             |  |
| 45211                          | Department stores .....                                | 1 416   | 5 743             | 22 110 | 6                              | —   | —      | —        | —        | —        | 4          | 2          | —          | —             |  |
| 4529                           | Other general merchandise stores .....                 | 414   | 1 638             | 6 917  | 33                             | 13  | 9      | 8        | 1        | 1        | 1          | —          | —          | —             |  |
| 45291                          | Warehouse clubs & superstores .....                    | (C)   | (D)               | (D)    | 1                              | —   | —      | —        | —        | —        | 1          | —          | —          | —             |  |
| 45299                          | All other general merchandise stores .....             | (E)   | (D)               | (D)    | 32                             | 13  | 9      | 8        | 1        | 1        | —          | —          | —          | —             |  |

See footnotes at end of table.

**Table 6. Counties—Employees, Payroll, and Establishments by Industry: 2003—Con.**

[Excludes most government employees, railroad employees, and self-employed persons. Size class 1 to 4 includes establishments with payroll, but no employees, during mid-March pay period. (D) denotes figures withheld to avoid disclosing data for individual companies; the data are included in broader industry totals. Detailed industries with 100 or more employees are shown if industry was not a (D). For explanation of terms, abbreviations, and data reliability/comparability, see introductory text]

| NAICS code                 | Industry   | Number of employees for week including March 12 | Payroll (\$1,000) |                | Total number of establishments | Number of establishments by employment-size class |           |           |           |           |            |            |            |               |
|----------------------------|--|---|-------------------|----------------|--------------------------------|---|-----------|-----------|-----------|-----------|------------|------------|------------|---------------|
|                            |  |   | First quarter     | Annual         |                                | 1 to 4  | 5 to 9    | 10 to 19  | 20 to 49  | 50 to 99  | 100 to 249 | 250 to 499 | 500 to 999 | 1,000 or more |
| <b>ST. LOUIS (IC)—Con.</b> |  |   |                   |                |                                |   |           |           |           |           |            |            |            |               |
| <b>44-45</b>               | <b>Retail trade—Con.</b>                               |   |                   |                |                                |   |           |           |           |           |            |            |            |               |
|                            | Miscellaneous store retailers .....                    | 1 265   | 6 103             | 23 650         | 146                            | 81  | 29        | 17        | 16        | 3         | —          | —          | —          | —             |
| 4531                       | Florists .....   | 224   | 1 044             | 3 658          | 24                             | 13  | 5         | 3         | 2         | 1         | —          | —          | —          | —             |
| 45311                      | Florists .....   | 224   | 1 044             | 3 658          | 24                             | 13  | 5         | 3         | 2         | 1         | —          | —          | —          | —             |
| 453110                     | Florists .....   | 224   | 1 044             | 3 658          | 24                             | 13  | 5         | 3         | 2         | 1         | —          | —          | —          | —             |
| 4532                       | Office supplies, stationery & gift stores .....        | 457   | 2 118             | 8 138          | 44                             | 20  | 10        | 6         | 8         | —         | —          | —          | —          | —             |
| 45321                      | Office supplies & stationery stores .....              | 187   | 1 309             | 4 365          | 8                              | 2   | —         | —         | 6         | —         | —          | —          | —          | —             |
| 453210                     | Office supplies & stationery stores .....              | 187   | 1 309             | 4 365          | 8                              | 2   | —         | —         | 6         | —         | —          | —          | —          | —             |
| 45322                      | Gift, novelty & souvenir stores .....                  | 270   | 809               | 3 773          | 36                             | 18  | 10        | 6         | 2         | —         | —          | —          | —          | —             |
| 453220                     | Gift, novelty & souvenir stores .....                  | 270   | 809               | 3 773          | 36                             | 18  | 10        | 6         | 2         | —         | —          | —          | —          | —             |
| 4533                       | Used merchandise stores .....                          | 233   | 769               | 3 058          | 26                             | 18  | 1         | 3         | 3         | 1         | —          | —          | —          | —             |
| 45331                      | Used merchandise stores .....                          | 233   | 769               | 3 058          | 26                             | 18  | 1         | 3         | 3         | 1         | —          | —          | —          | —             |
| 453310                     | Used merchandise stores .....                          | 233   | 769               | 3 058          | 26                             | 18  | 1         | 3         | 3         | 1         | —          | —          | —          | —             |
| 4539                       | Other miscellaneous store retailers .....              | 351   | 2 172             | 8 796          | 52                             | 30  | 13        | 5         | 3         | 1         | —          | —          | —          | —             |
| 45399                      | All other miscellaneous store retailers .....          | 284   | 1 904             | 7 672          | 33                             | 17  | 8         | 4         | 3         | 1         | —          | —          | —          | —             |
| 453998                     | All other misc store retailers (exc tobacco) .         | 233   | 1 685             | 6 826          | 22                             | 10  | 5         | 3         | 3         | 1         | —          | —          | —          | —             |
| 454                        | Nonstore retailers .....                               | 575   | 4 923             | 20 230         | 56                             | 31  | 12        | 5         | 5         | 3         | —          | —          | —          | —             |
| 4541                       | Electronic shopping & mail-order houses .....          | 197   | 1 637             | 7 241          | 15                             | 8   | 3         | 1         | 2         | 1         | —          | —          | —          | —             |
| 45411                      | Electronic shopping & mail-order houses .....          | 197   | 1 637             | 7 241          | 15                             | 8   | 3         | 1         | 2         | 1         | —          | —          | —          | —             |
| 454113                     | Mail-Order Houses .....                                | 159   | 1 394             | 6 238          | 9                              | 4   | 2         | 1         | 1         | 1         | —          | —          | —          | —             |
| 4542                       | Vending machine operators .....                        | 154   | 1 124             | 4 894          | 10                             | 4   | 2         | 2         | 1         | 1         | —          | —          | —          | —             |
| 45421                      | Vending machine operators .....                        | 154   | 1 124             | 4 894          | 10                             | 4   | 2         | 2         | 1         | 1         | —          | —          | —          | —             |
| 454210                     | Vending machine operators .....                        | 154   | 1 124             | 4 894          | 10                             | 4   | 2         | 2         | 1         | 1         | —          | —          | —          | —             |
| 4543                       | Direct selling establishments .....                    | 224   | 2 162             | 8 095          | 31                             | 19  | 7         | 2         | 2         | 1         | —          | —          | —          | —             |
| 45439                      | Other direct selling establishments .....              | 224   | 2 162             | 8 095          | 31                             | 19  | 7         | 2         | 2         | 1         | —          | —          | —          | —             |
| 454390                     | Other direct selling establishments .....              | 224   | 2 162             | 8 095          | 31                             | 19  | 7         | 2         | 2         | 1         | —          | —          | —          | —             |
| <b>48-49</b>               | <b>Transportation &amp; warehousing</b>                | <b>9 073</b>                                    | <b>70 158</b>     | <b>290 600</b> | <b>302</b>                     | <b>132</b>  | <b>38</b> | <b>43</b> | <b>42</b> | <b>23</b> | <b>19</b>  | <b>4</b>   | <b>1</b>   | <b>—</b>      |
| 481                        | Air transportation .....                               | (F)   | (D)               | (D)            | 14                             | 5   | 3         | —         | 2         | 3         | —          | 1          | —          | —             |
| 4811                       | Scheduled air transportation .....                     | (F)   | (D)               | (D)            | 13                             | 4   | 3         | —         | 2         | 3         | —          | 1          | —          | —             |
| 48111                      | Scheduled air transportation .....                     | (F)   | (D)               | (D)            | 13                             | 4   | 3         | —         | 2         | 3         | —          | 1          | —          | —             |
| 484                        | Truck transportation .....                             | 4 133   | 37 536            | 158 271        | 149                            | 65  | 19        | 17        | 25        | 14        | 8          | —          | 1          | —             |
| 4841                       | General freight trucking .....                         | 3 596   | 34 569            | 146 156        | 95                             | 32  | 10        | 13        | 19        | 13        | 7          | —          | 1          | —             |
| 48411                      | General freight trucking, local .....                  | 679   | 4 567             | 18 277         | 35                             | 12  | 6         | 6         | 7         | 4         | —          | —          | —          | —             |
| 484110                     | General freight trucking, local .....                  | 679   | 4 567             | 18 277         | 35                             | 12  | 6         | 6         | 7         | 4         | —          | —          | —          | —             |
| 48412                      | General freight trucking, long-distance .....          | 2 917   | 30 002            | 127 879        | 60                             | 20  | 4         | 7         | 12        | 9         | 7          | —          | 1          | —             |
| 484121                     | General freight trucking, long-distance, TL            | 1 057   | 9 117             | 40 915         | 41                             | 19  | 4         | 5         | 6         | 4         | 3          | —          | —          | —             |
| 484122                     | General freight trucking, long-distance, LTL           | 1 860   | 20 885            | 86 964         | 19                             | 1   | —         | 2         | 6         | 5         | 4          | —          | 1          | —             |
| 4842                       | Specialized freight trucking .....                     | 537   | 2 967             | 12 115         | 54                             | 33  | 9         | 4         | 6         | 1         | 1          | —          | —          | —             |
| 48421                      | Used household & office goods moving .....             | 362   | 2 009             | 7 364          | 22                             | 11  | 5         | —         | 4         | 1         | 1          | —          | —          | —             |
| 484210                     | Used household & office goods moving .....             | 362   | 2 009             | 7 364          | 22                             | 11  | 5         | —         | 4         | 1         | 1          | —          | —          | —             |
| 485                        | Transit & ground passenger transportation .....        | 1 984   | 8 846             | 32 944         | 26                             | 9   | 1         | 4         | 1         | 2         | 7          | 2          | —          | —             |
| 4852                       | Interurban & rural bus transportation .....            | (C)   | (D)               | (D)            | 1                              | —   | —         | —         | —         | —         | 1          | —          | —          | —             |
| 48521                      | Interurban & rural bus transportation .....            | (C)   | (D)               | (D)            | 1                              | —   | —         | —         | —         | —         | 1          | —          | —          | —             |
| 4854                       | School & employee bus transportation .....             | 1 716   | 7 222             | 27 136         | 11                             | 1   | —         | —         | 1         | 1         | 6          | 2          | —          | —             |
| 48541                      | School & employee bus transportation .....             | 1 716   | 7 222             | 27 136         | 11                             | 1   | —         | —         | 1         | 1         | 6          | 2          | —          | —             |
| 485410                     | School & employee bus transportation .....             | 1 716   | 7 222             | 27 136         | 11                             | 1   | —         | —         | 1         | 1         | 6          | 2          | —          | —             |
| 4859                       | Oth transit & ground passenger transportation ..       | (C)   | (D)               | (D)            | 5                              | 4   | —         | —         | —         | 1         | —          | —          | —          | —             |
| 48599                      | Oth transit & ground passenger transportation ..       | (C)   | (D)               | (D)            | 5                              | 4   | —         | —         | —         | 1         | —          | —          | —          | —             |
| 488                        | Transportation support activities .....                | 379   | 2 982             | 13 134         | 44                             | 25  | 7         | 6         | 5         | 1         | —          | —          | —          | —             |
| 4883                       | Water transportation support activities .....          | 145   | 1 103             | 5 065          | 10                             | 4   | 2         | 1         | 2         | 1         | —          | —          | —          | —             |
| 48833                      | Navigational services to shipping .....                | (C)   | (D)               | (D)            | 3                              | —   | —         | —         | 2         | 1         | —          | —          | —          | —             |
| 4885                       | Freight transportation arrangement .....               | 137   | 1 301             | 5 679          | 19                             | 12  | 3         | 2         | 2         | —         | —          | —          | —          | —             |
| 48851                      | Freight transportation arrangement .....               | 137   | 1 301             | 5 679          | 19                             | 12  | 3         | 2         | 2         | —         | —          | —          | —          | —             |
| 488510                     | Freight transportation arrangement .....               | 137   | 1 301             | 5 679          | 19                             | 12  | 3         | 2         | 2         | —         | —          | —          | —          | —             |
| 492                        | Couriers & messengers .....                            | 840   | 7 260             | 29 922         | 18                             | 11  | —         | 2         | 1         | 2         | 1          | 1          | —          | —             |
| 4921                       | Couriers .....   | 722   | 6 710             | 27 818         | 10                             | 6   | —         | —         | 1         | 1         | 1          | 1          | —          | —             |
| 49211                      | Couriers .....   | 722   | 6 710             | 27 818         | 10                             | 6   | —         | —         | 1         | 1         | 1          | 1          | —          | —             |
| 492110                     | Couriers .....   | 722   | 6 710             | 27 818         | 10                             | 6   | —         | —         | 1         | 1         | 1          | 1          | —          | —             |
| 4922                       | Local messengers & local delivery .....                | 118   | 550               | 2 104          | 8                              | 5   | —         | 2         | —         | 1         | —          | —          | —          | —             |
| 49221                      | Local messengers & local delivery .....                | 118   | 550               | 2 104          | 8                              | 5   | —         | 2         | —         | 1         | —          | —          | —          | —             |
| 492210                     | Local messengers & local delivery .....                | 118   | 550               | 2 104          | 8                              | 5   | —         | 2         | —         | 1         | —          | —          | —          | —             |
| 493                        | Warehousing & storage .....                            | 948   | 6 777             | 29 133         | 44                             | 14  | 7         | 14        | 5         | 1         | 3          | —          | —          | —             |
| 4931                       | Warehousing & storage .....                            | 948   | 6 777             | 29 133         | 44                             | 14  | 7         | 14        | 5         | 1         | 3          | —          | —          | —             |
| 49311                      | General warehousing & storage .....                    | 929   | 6 571             | 28 325         | 40                             | 12  | 6         | 13        | 5         | 1         | 3          | —          | —          | —             |
| 493110                     | General warehousing & storage .....                    | 929   | 6 571             | 28 325         | 40                             | 12  | 6         | 13        | 5         | 1         | 3          | —          | —          | —             |
| <b>51</b>                  | <b>Information</b>                                     | <b>8 542</b>                                    | <b>127 559</b>    | <b>507 012</b> | <b>225</b>                     | <b>94</b>   | <b>37</b> | <b>25</b> | <b>37</b> | <b>12</b> | <b>12</b>  | <b>4</b>   | <b>3</b>   | <b>1</b>      |
| 511                        | Publishing industries .....                            | 2 764   | 36 520            | 140 525        | 44                             | 13  | 7         | 8         | 8         | 4         | 1          | 1          | 1          | 1             |
| 5111                       | Newspaper, periodical, book, database publishers ..... | 2 693   | 35 127            | 134 992        | 37                             | 9   | 7         | 6         | 7         | 4         | 1          | 1          | 1          | 1             |
| 51111                      | Newspaper publishers .....                             | 1 358   | 17 229            | 63 264         | 17                             | 3   | 3         | 3         | 5         | 2         | —          | —          | —          | 1             |
| 511110                     | Newspaper publishers .....                             | 1 358   | 17 229            | 63 264         | 17                             | 3   | 3         | 3         | 5         | 2         | —          | —          | —          | 1             |
| 51112                      | Periodical publishers .....                            | (E)   | (D)               | (D)            | 11                             | 2   | 2         | 2         | 2         | 1         | —          | —          | —          | —             |
| 51113                      | Book publishers .....                                  | (E)   | (D)               | (D)            | 4                              | 2   | 1         | —         | —         | —         | —          | 1          | —          | —             |
| 51114                      | Database and directory publishers .....                | (F)   | (D)               | (D)            | 3                              | 1   | —         | 1         | —         | —         | —          | —          | 1          | —             |
| 512                        | Motion picture & sound recording industries .....      | 408   | 3 588             | 15 107         | 32                             | 15  | 8         | 4         | 4         | —         | 1          | —          | —          | —             |
| 5121                       | Motion picture & video industries .....                | 387   | 3 426             | 14 352         | 27                             | 12  | 6         | 4         | 4         | —         | 1          | —          | —          | —             |
| 51211                      | Motion picture & video production .....                | 133   | 1 147             | 4 888          | 19                             | 9   | 5         | 4         | 1         | —         | —          | —          | —          | —             |
| 512110                     | Motion picture & video production .....                | 133   | 1 147             | 4 888          | 19                             | 9   | 5         | 4         | 1         | —         | —          | —          | —          | —             |
| 51212                      | Motion picture & video distribution .....              | (C)   | (D)               | (D)            | 2                              | 1   | —         | —         | —         | —         | 1          | —          | —          | —             |

See footnotes at end of table.

**Table 6. Counties—Employees, Payroll, and Establishments by Industry: 2003—Con.**

[Excludes most government employees, railroad employees, and self-employed persons. Size class 1 to 4 includes establishments with payroll, but no employees, during mid-March pay period. (D) denotes figures withheld to avoid disclosing data for individual companies; the data are included in broader industry totals. Detailed industries with 100 or more employees are shown if industry was not a (D). For explanation of terms, abbreviations, and data reliability/comparability, see introductory text]

| NAICS code                 | Industry   | Number of employees for week including March 12 | Payroll (\$1,000) |                  | Total number of establishments | Number of establishments by employment-size class |           |           |           |           |            |            |            |               |
|----------------------------|--|---|-------------------|------------------|--------------------------------|---|-----------|-----------|-----------|-----------|------------|------------|------------|---------------|
|                            |  |   | First quarter     | Annual           |                                | 1 to 4  | 5 to 9    | 10 to 19  | 20 to 49  | 50 to 99  | 100 to 249 | 250 to 499 | 500 to 999 | 1,000 or more |
| <b>ST. LOUIS (IC)—Con.</b> |  |   |                   |                  |                                |   |           |           |           |           |            |            |            |               |
| <b>51 Information—Con.</b> |  |   |                   |                  |                                |   |           |           |           |           |            |            |            |               |
| 515                        | Broadcasting (except Internet) .....   | 1 363   | 19 333            | 77 202           | 28                             | 10  | 3         | 1         | 6         | 2         | 6          | —          | —          | —             |
| 5151                       | Radio and Television Broadcasting .....  | (G)   | (D)               | (D)              | 27                             | 10  | 3         | 1         | 5         | 2         | 6          | —          | —          | —             |
| 51511                      | Radio Broadcasting .....   | (E)   | (D)               | (D)              | 19                             | 9   | 3         | 1         | 3         | 2         | 1          | —          | —          | —             |
| 515112                     | Radio Stations .....   | 411   | 5 756             | 21 747           | 15                             | 7   | 2         | —         | 3         | 2         | 1          | —          | —          | —             |
| 51512                      | Television Broadcasting .....  | 906   | 13 271            | 54 366           | 8                              | 1   | —         | —         | 2         | —         | 5          | —          | —          | —             |
| 515120                     | Television Broadcasting .....  | 906   | 13 271            | 54 366           | 8                              | 1   | —         | —         | 2         | —         | 5          | —          | —          | —             |
| 517                        | Telecommunications .....   | 3 250   | 58 681            | 242 188          | 85                             | 42  | 11        | 6         | 14        | 4         | 4          | 2          | 2          | —             |
| 5171                       | Wired Telecommunications Carriers .....  | 3 017   | 55 376            | 230 458          | 61                             | 30  | 5         | 4         | 11        | 3         | 4          | 2          | 2          | —             |
| 51711                      | Wired Telecommunications Carriers .....  | 3 017   | 55 376            | 230 458          | 61                             | 30  | 5         | 4         | 11        | 3         | 4          | 2          | 2          | —             |
| 517110                     | Wired Telecommunications Carriers .....  | 3 017   | 55 376            | 230 458          | 61                             | 30  | 5         | 4         | 11        | 3         | 4          | 2          | 2          | —             |
| 5172                       | Wireless Telecommunications Carriers (except Satellite) .....                  | 104   | 1 055             | 3 673            | 11                             | 4   | 4         | —         | 3         | —         | —          | —          | —          | —             |
| 51721                      | Wireless Telecommunications Carriers (except Satellite) .....                  | 104   | 1 055             | 3 673            | 11                             | 4   | 4         | —         | 3         | —         | —          | —          | —          | —             |
| 5175                       | Cable and Other Program Distribution .....                                     | (C)   | (D)               | (D)              | 6                              | 3   | —         | 2         | —         | 1         | —          | —          | —          | —             |
| 51751                      | Cable and Other Program Distribution .....                                     | (C)   | (D)               | (D)              | 6                              | 3   | —         | 2         | —         | 1         | —          | —          | —          | —             |
| 518                        | Internet Service Providers, Web Search Portals, and Data Processing Serv ..... | 744   | 9 390             | 31 770           | 31                             | 10  | 7         | 6         | 5         | 2         | —          | 1          | —          | —             |
| 5182                       | Data Processing, Hosting, and Related Services .....                           | 687   | 8 894             | 29 484           | 25                             | 7   | 6         | 5         | 4         | 2         | —          | 1          | —          | —             |
| 51821                      | Data Processing, Hosting, and Related Services .....                           | 687   | 8 894             | 29 484           | 25                             | 7   | 6         | 5         | 4         | 2         | —          | 1          | —          | —             |
| 518210                     | Data Processing, Hosting, and Related Services .....                           | 687   | 8 894             | 29 484           | 25                             | 7   | 6         | 5         | 4         | 2         | —          | 1          | —          | —             |
| <b>52</b>                  | <b>Finance &amp; insurance .....</b>   | <b>18 600</b>                                   | <b>320 637</b>    | <b>1 001 000</b> | <b>529</b>                     | <b>291</b>  | <b>89</b> | <b>62</b> | <b>47</b> | <b>16</b> | <b>13</b>  | <b>2</b>   | <b>7</b>   | <b>2</b>      |
| 521                        | Monetary authorities - central bank .....                                      | (F)   | (D)               | (D)              | 1                              | —   | —         | —         | —         | —         | —          | —          | 1          | —             |
| 5211                       | Monetary authorities - central bank .....                                      | (F)   | (D)               | (D)              | 1                              | —   | —         | —         | —         | —         | —          | —          | 1          | —             |
| 52111                      | Monetary authorities - central bank .....                                      | (F)   | (D)               | (D)              | 1                              | —   | —         | —         | —         | —         | —          | —          | 1          | —             |
| 522                        | Credit intermediation & related activities .....                               | 6 594   | 93 114            | 316 169          | 233                            | 106   | 51        | 38        | 23        | 7         | 3          | —          | 4          | 1             |
| 5221                       | Depository credit intermediation .....   | 5 854   | 85 160            | 281 986          | 127                            | 43  | 29        | 26        | 15        | 6         | 3          | —          | 4          | 1             |
| 52211                      | Commercial banking .....   | 5 308   | 80 640            | 265 064          | 89                             | 22  | 24        | 21        | 11        | 4         | 2          | —          | 4          | 1             |
| 522110                     | Commercial banking .....   | 5 308   | 80 640            | 265 064          | 89                             | 22  | 24        | 21        | 11        | 4         | 2          | —          | 4          | 1             |
| 52213                      | Credit unions .....  | 509   | 4 222             | 15 828           | 34                             | 20  | 5         | 2         | 4         | 2         | 1          | —          | —          | —             |
| 522130                     | Credit unions .....  | 509   | 4 222             | 15 828           | 34                             | 20  | 5         | 2         | 4         | 2         | 1          | —          | —          | —             |
| 5222                       | Nondepository credit intermediation .....                                      | 440   | 5 003             | 23 204           | 63                             | 41  | 11        | 6         | 4         | 1         | —          | —          | —          | —             |
| 52222                      | Sales financing .....  | 188   | 2 409             | 10 940           | 12                             | 4   | 3         | 2         | 1         | —         | —          | —          | —          | —             |
| 522220                     | Sales financing .....  | 188   | 2 409             | 10 940           | 12                             | 4   | 3         | 2         | 1         | —         | —          | —          | —          | —             |
| 52229                      | Other nondepository credit intermediation .....                                | 252   | 2 594             | 12 264           | 51                             | 37  | 8         | 4         | 2         | —         | —          | —          | —          | —             |
| 522291                     | Consumer lending .....   | 103   | 854               | 3 984            | 26                             | 20  | 4         | 2         | —         | —         | —          | —          | —          | —             |
| 5223                       | Activities related to credit intermediation .....                              | 300   | 2 951             | 10 979           | 43                             | 22  | 11        | 6         | 4         | —         | —          | —          | —          | —             |
| 52231                      | Mortgage & nonmortgage brokers .....   | (C)   | (D)               | (D)              | 15                             | 8   | 3         | 2         | 2         | —         | —          | —          | —          | —             |
| 52239                      | Other credit intermediation activities .....                                   | 149   | 556               | 2 588            | 22                             | 10  | 8         | 2         | 2         | —         | —          | —          | —          | —             |
| 522390                     | Other credit intermediation activities .....                                   | 149   | 556               | 2 588            | 22                             | 10  | 8         | 2         | 2         | —         | —          | —          | —          | —             |
| 523                        | Security, commodity contracts & like activity .....                            | 6 395   | 141 639           | 381 257          | 97                             | 66  | 13        | 5         | 6         | 3         | 2          | 1          | —          | 1             |
| 5231                       | Serty & comdty contracts intermed & brokerage .....                            | 5 568   | 126 522           | 324 519          | 50                             | 37  | 6         | 2         | 2         | 1         | —          | 1          | —          | 1             |
| 52312                      | Securities brokerage .....   | 5 557   | 126 483           | 324 318          | 47                             | 35  | 5         | 2         | 2         | 1         | —          | 1          | —          | 1             |
| 523120                     | Securities brokerage .....   | 5 557   | 126 483           | 324 318          | 47                             | 35  | 5         | 2         | 2         | 1         | —          | 1          | —          | 1             |
| 5239                       | Other financial investment activities .....                                    | 827   | 15 117            | 56 738           | 47                             | 29  | 7         | 3         | 4         | 2         | —          | —          | —          | —             |
| 52392                      | Portfolio management .....   | 341   | 6 391             | 27 550           | 20                             | 10  | 6         | 1         | 2         | —         | 1          | —          | —          | —             |
| 523920                     | Portfolio management .....   | 341   | 6 391             | 27 550           | 20                             | 10  | 6         | 1         | 2         | —         | 1          | —          | —          | —             |
| 52393                      | Investment advice .....  | 189   | 3 482             | 13 810           | 16                             | 13  | —         | 1         | —         | 2         | —          | —          | —          | —             |
| 523930                     | Investment advice .....  | 189   | 3 482             | 13 810           | 16                             | 13  | —         | 1         | —         | 2         | —          | —          | —          | —             |
| 52399                      | All other financial investment activities .....                                | 266   | 4 090             | 13 668           | 4                              | 1   | —         | —         | 2         | —         | 1          | —          | —          | —             |
| 524                        | Insurance carriers & related activities .....                                  | (H)   | (D)               | (D)              | 194                            | 118   | 24        | 17        | 18        | 6         | 8          | 1          | 2          | —             |
| 5241                       | Insurance carriers .....   | 2 995   | 55 380            | 182 226          | 53                             | 23  | 7         | 6         | 7         | 3         | 5          | —          | 2          | —             |
| 52411                      | Direct life, health, medical insurance carriers .....                          | 1 831   | 41 013            | 132 951          | 25                             | 10  | 2         | 3         | 4         | 1         | 4          | —          | 1          | —             |
| 52412                      | Other direct insurance carriers .....  | (F)   | (D)               | (D)              | 26                             | 12  | 5         | 3         | 3         | 2         | —          | —          | 1          | —             |
| 524126                     | Direct property & casualty insurance carriers .....                            | 854   | 11 641            | 43 752           | 21                             | 11  | 4         | 2         | 2         | 1         | —          | —          | 1          | —             |
| 52413                      | Reinsurance carriers .....   | (C)   | (D)               | (D)              | 2                              | 1   | —         | —         | —         | —         | 1          | —          | —          | —             |
| 5242                       | Agencies & other insurance related activities .....                            | (G)   | (D)               | (D)              | 141                            | 95  | 17        | 11        | 11        | 3         | 3          | 1          | —          | —             |
| 52421                      | Insurance agencies & brokerages .....  | 1 470   | 15 591            | 63 545           | 126                            | 89  | 13        | 9         | 9         | 2         | 3          | 1          | —          | —             |
| 524210                     | Insurance agencies & brokerages .....  | 1 470   | 15 591            | 63 545           | 126                            | 89  | 13        | 9         | 9         | 2         | 3          | 1          | —          | —             |
| 52429                      | Other insurance related activities .....                                       | (C)   | (D)               | (D)              | 15                             | 6   | 4         | 2         | 2         | 1         | —          | —          | —          | —             |
| <b>53</b>                  | <b>Real estate &amp; rental &amp; leasing .....</b>                            | <b>4 943</b>                                    | <b>34 627</b>     | <b>149 955</b>   | <b>458</b>                     | <b>275</b>  | <b>89</b> | <b>50</b> | <b>29</b> | <b>11</b> | <b>2</b>   | <b>—</b>   | <b>2</b>   | <b>—</b>      |
| 531                        | Real estate .....  | 3 833   | 27 137            | 118 721          | 355                            | 238   | 56        | 27        | 22        | 9         | 1          | —          | 2          | —             |
| 5311                       | Lessors of real estate .....   | 2 007   | 10 575            | 45 740           | 185                            | 124   | 33        | 13        | 9         | 5         | —          | —          | 1          | —             |
| 53111                      | Lessors of residential buildings & dwellings .....                             | 593   | 3 367             | 14 172           | 98                             | 64  | 22        | 5         | 5         | 2         | —          | —          | —          | —             |
| 531110                     | Lessors of residential buildings & dwellings .....                             | 593   | 3 367             | 14 172           | 98                             | 64  | 22        | 5         | 5         | 2         | —          | —          | —          | —             |
| 531112                     | Lessors of nonres bldg (exc minwarehouses) .....                               | 1 393   | 7 119             | 30 364           | 74                             | 47  | 11        | 8         | 4         | 3         | —          | —          | 1          | —             |
| 5311120                    | Lessors of nonres bldg (exc minwarehouses) .....                               | 1 393   | 7 119             | 30 364           | 74                             | 47  | 11        | 8         | 4         | 3         | —          | —          | 1          | —             |
| 5312                       | Offices of real estate agents & brokers .....                                  | 287   | 2 612             | 11 369           | 79                             | 63  | 11        | 2         | 3         | —         | —          | —          | —          | —             |
| 53121                      | Offices of real estate agents & brokers .....                                  | 287   | 2 612             | 11 369           | 79                             | 63  | 11        | 2         | 3         | —         | —          | —          | —          | —             |
| 531210                     | Offices of real estate agents & brokers .....                                  | 287   | 2 612             | 11 369           | 79                             | 63  | 11        | 2         | 3         | —         | —          | —          | —          | —             |
| 5313                       | Activities related to real estate .....  | 1 539   | 13 950            | 61 612           | 91                             | 51  | 12        | 12        | 10        | 4         | 1          | —          | 1          | —             |
| 53131                      | Real estate property managers .....  | 1 481   | 13 286            | 58 319           | 69                             | 32  | 11        | 10        | 10        | 4         | 1          | —          | 1          | —             |
| 531311                     | Residential property managers .....  | 1 210   | 9 008             | 41 073           | 46                             | 20  | 8         | 6         | 7         | 3         | 1          | —          | 1          | —             |
| 531312                     | Nonresidential property managers .....   | 271   | 4 278             | 17 246           | 23                             | 12  | 3         | 4         | 3         | 1         | —          | —          | —          | —             |

See footnotes at end of table.

**Table 6. Counties—Employees, Payroll, and Establishments by Industry: 2003—Con.**

[Excludes most government employees, railroad employees, and self-employed persons. Size class 1 to 4 includes establishments with payroll, but no employees, during mid-March pay period. (D) denotes figures withheld to avoid disclosing data for individual companies; the data are included in broader industry totals. Detailed industries with 100 or more employees are shown if industry was not a (D). For explanation of terms, abbreviations, and data reliability/comparability, see introductory text]

| NAICS code                 | Industry   | Number of employees for week including March 12 | Payroll (\$1,000) |                  | Total number of establishments | Number of establishments by employment-size class |            |            |            |           |            |            |            |               |
|----------------------------|--|---|-------------------|------------------|--------------------------------|---|------------|------------|------------|-----------|------------|------------|------------|---------------|
|                            |  |   | First quarter     | Annual           |                                | 1 to 4  | 5 to 9     | 10 to 19   | 20 to 49   | 50 to 99  | 100 to 249 | 250 to 499 | 500 to 999 | 1,000 or more |
| <b>ST. LOUIS (IC)—Con.</b> |  |   |                   |                  |                                |   |            |            |            |           |            |            |            |               |
| <b>53</b>                  | <b>Real estate &amp; rental &amp; leasing—Con.</b>             |   |                   |                  |                                |   |            |            |            |           |            |            |            |               |
| 532                        | Rental & leasing services .....                                | (G)   | (D)               | (D)              | 100                            | 35  | 33         | 23         | 6          | 2         | 1          | —          | —          | —             |
| 5321                       | Automotive equipment rental & leasing .....                    | 275   | 2 009             | 7 847            | 21                             | 9   | 6          | 4          | 1          | —         | 1          | —          | —          | —             |
| 53211                      | Passenger car rental & leasing .....                           | 150   | 756               | 2 999            | 6                              | 4   | 1          | —          | —          | 1         | —          | —          | —          | —             |
| 53212                      | Truck, utility trailer & RV rental & leasing .....             | 125   | 1 253             | 4 848            | 15                             | 5   | 5          | 4          | 1          | —         | —          | —          | —          | —             |
| 532120                     | Truck, utility trailer & RV rental & leasing .....             | 125   | 1 253             | 4 848            | 15                             | 5   | 5          | 4          | 1          | —         | —          | —          | —          | —             |
| 5322                       | Consumer goods rental .....                                    | 541   | 2 793             | 11 693           | 47                             | 9   | 19         | 14         | 4          | 1         | —          | —          | —          | —             |
| 53221                      | Consumer electronics & appliances rental .....                 | 139   | 1 282             | 5 159            | 10                             | 3   | 5          | —          | 1          | 1         | —          | —          | —          | —             |
| 532210                     | Consumer electronics & appliances rental .....                 | 139   | 1 282             | 5 159            | 10                             | 3   | 5          | —          | 1          | 1         | —          | —          | —          | —             |
| 53223                      | Video tape & disc rental .....                                 | (C)   | (D)               | (D)              | 15                             | 2   | 3          | 10         | —          | —         | —          | —          | —          | —             |
| 53229                      | Other consumer goods rental .....                              | 188   | 841               | 3 709            | 13                             | —   | 7          | 3          | 3          | —         | —          | —          | —          | —             |
| 5324                       | Commercial, industrial equip rental & leasing .....            | 230   | 2 423             | 10 403           | 27                             | 15  | 5          | 5          | 1          | 1         | —          | —          | —          | —             |
| 53241                      | Const, trans, mining equip rental & leasing .....              | 112   | 1 243             | 5 362            | 7                              | 2   | 1          | 3          | —          | 1         | —          | —          | —          | —             |
| 532412                     | Const, mining, forestry equip rental & leasing .....           | 112   | 1 243             | 5 362            | 7                              | 2   | 1          | 3          | —          | 1         | —          | —          | —          | —             |
| 53249                      | Oth commercial, industrial equip rental, lease .....           | (C)   | (D)               | (D)              | 19                             | 12  | 4          | 2          | 1          | —         | —          | —          | —          | —             |
| <b>54</b>                  | <b>Professional, scientific &amp; technical services</b> ..... | <b>21 090</b>                                   | <b>315 051</b>    | <b>1 199 781</b> | <b>1 127</b>                   | <b>619</b>  | <b>189</b> | <b>142</b> | <b>100</b> | <b>41</b> | <b>24</b>  | <b>9</b>   | <b>2</b>   | <b>1</b>      |
| 541                        | Professional, scientific & technical services .....            | 21 090  | 315 051           | 1 199 781        | 1 127                          | 619   | 189        | 142        | 100        | 41        | 24         | 9          | 2          | 1             |
| 5411                       | Legal services .....   | 5 082   | 80 218            | 332 586          | 347                            | 212   | 55         | 36         | 22         | 11        | 8          | 2          | 1          | —             |
| 54111                      | Offices of lawyers .....                                       | (I)   | (D)               | (D)              | 344                            | 210   | 55         | 35         | 22         | 11        | 8          | 2          | 1          | —             |
| 5412                       | Accounting, tax prep, bookkeep, payroll services .....         | 4 585   | 68 216            | 186 475          | 114                            | 54  | 15         | 22         | 14         | 4         | 3          | 1          | —          | 1             |
| 54121                      | Accounting, tax prep, bookkeep, payroll services .....         | 4 585   | 68 216            | 186 475          | 114                            | 54  | 15         | 22         | 14         | 4         | 3          | 1          | —          | 1             |
| 541211                     | Offices of certified public accountants .....                  | 3 817   | 63 442            | 168 823          | 49                             | 25  | 7          | 7          | 3          | 2         | 3          | 1          | —          | 1             |
| 541213                     | Tax preparation services .....                                 | 440   | 949               | 1 836            | 29                             | 9   | 3          | 8          | 8          | 1         | —          | —          | —          | —             |
| 541214                     | Payroll services .....   | 175   | 2 218             | 8 987            | 7                              | 2   | —          | 2          | 2          | 1         | —          | —          | —          | —             |
| 541219                     | Other accounting services .....                                | 153   | 1 607             | 6 829            | 29                             | 18  | 5          | 5          | 1          | —         | —          | —          | —          | —             |
| 5413                       | Architectural, engineering & related services .....            | 2 696   | 43 365            | 180 820          | 139                            | 57  | 28         | 19         | 26         | 5         | 3          | 1          | —          | —             |
| 54131                      | Architectural services .....                                   | 1 226   | 20 124            | 82 483           | 58                             | 27  | 12         | 6          | 8          | 3         | 1          | 1          | —          | —             |
| 541310                     | Architectural services .....                                   | 1 226   | 20 124            | 82 483           | 58                             | 27  | 12         | 6          | 8          | 3         | 1          | 1          | —          | —             |
| 54133                      | Engineering services .....                                     | 1 313   | 21 849            | 91 772           | 63                             | 22  | 9          | 13         | 15         | 2         | 2          | —          | —          | —             |
| 541330                     | Engineering services .....                                     | 1 313   | 21 849            | 91 772           | 63                             | 22  | 9          | 13         | 15         | 2         | 2          | —          | —          | —             |
| 54138                      | Testing laboratories .....                                     | 137   | 1 262             | 5 993            | 12                             | 5   | 4          | —          | 3          | —         | —          | —          | —          | —             |
| 541380                     | Testing laboratories .....                                     | 137   | 1 262             | 5 993            | 12                             | 5   | 4          | —          | 3          | —         | —          | —          | —          | —             |
| 5414                       | Specialized design services .....                              | 416   | 5 036             | 21 662           | 62                             | 40  | 10         | 6          | 5          | 1         | —          | —          | —          | —             |
| 54141                      | Interior design services .....                                 | 160   | 1 577             | 7 333            | 17                             | 11  | 2          | 1          | 2          | 1         | —          | —          | —          | —             |
| 541410                     | Interior design services .....                                 | 160   | 1 577             | 7 333            | 17                             | 11  | 2          | 1          | 2          | 1         | —          | —          | —          | —             |
| 54143                      | Graphic design services .....                                  | 249   | 3 423             | 14 189           | 41                             | 25  | 8          | 5          | 3          | —         | —          | —          | —          | —             |
| 541430                     | Graphic design services .....                                  | 249   | 3 423             | 14 189           | 41                             | 25  | 8          | 5          | 3          | —         | —          | —          | —          | —             |
| 5415                       | Computer systems design & related services .....               | 2 148   | 28 223            | 111 788          | 112                            | 58  | 12         | 20         | 11         | 6         | 4          | 1          | —          | —             |
| 54151                      | Computer systems design & related services .....               | 2 148   | 28 223            | 111 788          | 112                            | 58  | 12         | 20         | 11         | 6         | 4          | 1          | —          | —             |
| 541511                     | Custom computer programming services .....                     | 737   | 11 457            | 46 974           | 47                             | 25  | 7          | 8          | 4          | 2         | —          | —          | —          | —             |
| 541512                     | Computer systems design services .....                         | 1 079   | 12 692            | 47 012           | 51                             | 27  | 5          | 7          | 7          | 3         | 1          | 1          | —          | —             |
| 541513                     | Computer facilities management services .....                  | 310   | 3 806             | 16 932           | 9                              | 2   | —          | 4          | —          | 2         | 1          | —          | —          | —             |
| 5416                       | Management, sci & tech consulting services .....               | 2 650   | 46 034            | 185 274          | 145                            | 95  | 19         | 10         | 11         | 5         | 3          | 1          | 1          | —             |
| 54161                      | Management consulting services .....                           | 2 237   | 41 963            | 168 370          | 120                            | 82  | 12         | 10         | 9          | 3         | 2          | 1          | 1          | —             |
| 541611                     | Admin & gen management consulting services .....               | 945   | 20 671            | 84 099           | 50                             | 36  | 5          | 3          | 2          | 2         | 1          | 1          | —          | —             |
| 541612                     | Human res & exec search consulting services .....              | 508   | 9 586             | 36 720           | 33                             | 21  | 2          | 3          | 5          | 1         | 1          | —          | —          | —             |
| 54162                      | Environmental consulting services .....                        | 207   | 2 131             | 7 940            | 10                             | 3   | 3          | —          | 2          | 2         | —          | —          | —          | —             |
| 541620                     | Environmental consulting services .....                        | 207   | 2 131             | 7 940            | 10                             | 3   | 3          | —          | 2          | 2         | —          | —          | —          | —             |
| 54169                      | Oth scientific & technical consulting services .....           | 206   | 1 940             | 8 964            | 15                             | 10  | 4          | —          | —          | —         | 1          | —          | —          | —             |
| 541690                     | Oth scientific & technical consulting services .....           | 206   | 1 940             | 8 964            | 15                             | 10  | 4          | —          | —          | —         | 1          | —          | —          | —             |
| 5417                       | Scientific R&D services .....                                  | 369   | 5 587             | 24 344           | 28                             | 15  | 6          | 2          | 2          | 3         | —          | —          | —          | —             |
| 54171                      | R&D in physical, engineering & life sciences .....             | 357   | 5 538             | 24 139           | 24                             | 12  | 5          | 2          | 2          | 3         | —          | —          | —          | —             |
| 541710                     | R&D in physical, engineering & life sciences .....             | 357   | 5 538             | 24 139           | 24                             | 12  | 5          | 2          | 2          | 3         | —          | —          | —          | —             |
| 5418                       | Advertising & related services .....                           | 2 408   | 28 259            | 115 659          | 105                            | 41  | 28         | 18         | 8          | 5         | 3          | 2          | —          | —             |
| 54181                      | Advertising agencies .....                                     | 1 160   | 13 794            | 52 482           | 42                             | 16  | 6          | 10         | 4          | 4         | 1          | 1          | —          | —             |
| 541810                     | Advertising agencies .....                                     | 1 160   | 13 794            | 52 482           | 42                             | 16  | 6          | 10         | 4          | 4         | 1          | 1          | —          | —             |
| 54182                      | Public relations agencies .....                                | 494   | 7 819             | 35 099           | 20                             | 11  | 6          | 1          | 1          | —         | —          | 1          | —          | —             |
| 541820                     | Public relations agencies .....                                | 494   | 7 819             | 35 099           | 20                             | 11  | 6          | 1          | 1          | —         | —          | 1          | —          | —             |
| 54183                      | Media buying agencies .....                                    | (E)   | (D)               | (D)              | 4                              | 1   | —          | 1          | —          | 1         | —          | —          | —          | —             |
| 54186                      | Direct mail advertising .....                                  | 100   | 477               | 2 153            | 8                              | 3   | 2          | 1          | 2          | —         | —          | —          | —          | —             |
| 541860                     | Direct mail advertising .....                                  | 100   | 477               | 2 153            | 8                              | 3   | 2          | 1          | 2          | —         | —          | —          | —          | —             |
| 54187                      | Advertising material distribution services .....               | 244   | 2 946             | 12 471           | 6                              | —   | 2          | 2          | —          | 1         | 1          | —          | —          | —             |
| 541870                     | Advertising material distribution services .....               | 244   | 2 946             | 12 471           | 6                              | —   | 2          | 2          | —          | 1         | 1          | —          | —          | —             |
| 5419                       | Oth professional, scientific, technical services .....         | 736   | 10 113            | 41 173           | 75                             | 47  | 16         | 9          | 1          | 1         | —          | 1          | —          | —             |
| 54191                      | Marketing research & public opinion polling .....              | (E)   | (D)               | (D)              | 6                              | 2   | 3          | —          | —          | —         | —          | 1          | —          | —             |
| 54192                      | Photographic services .....                                    | 119   | 979               | 4 221            | 37                             | 30  | 5          | 1          | 1          | —         | —          | —          | —          | —             |
| 54194                      | Veterinary services .....                                      | (C)   | (D)               | (D)              | 16                             | 3   | 6          | 7          | —          | —         | —          | —          | —          | —             |
| 54199                      | All oth prof, scientific & technical services .....            | 101   | 912               | 3 544            | 15                             | 11  | 2          | 1          | —          | 1         | —          | —          | —          | —             |
| 541990                     | All oth prof, scientific & technical services .....            | 101   | 912               | 3 544            | 15                             | 11  | 2          | 1          | —          | 1         | —          | —          | —          | —             |
| <b>55</b>                  | <b>Management of companies &amp; enterprises</b> .....         | <b>18 568</b>                                   | <b>294 098</b>    | <b>1 198 978</b> | <b>113</b>                     | <b>27</b>   | <b>9</b>   | <b>20</b>  | <b>23</b>  | <b>11</b> | <b>8</b>   | <b>7</b>   | <b>2</b>   | <b>6</b>      |
| 551                        | Management of companies & enterprises .....                    | 18 568  | 294 098           | 1 198 978        | 113                            | 27  | 9          | 20         | 23         | 11        | 8          | 7          | 2          | 6             |
| 5511                       | Management of companies & enterprises .....                    | 18 568  | 294 098           | 1 198 978        | 113                            | 27  | 9          | 20         | 23         | 11        | 8          | 7          | 2          | 6             |
| 55111                      | Management of companies & enterprises .....                    | 18 568  | 294 098           | 1 198 978        | 113                            | 27  | 9          | 20         | 23         | 11        | 8          | 7          | 2          | 6             |
| 551114                     | Corp, subsidiary & regional managing offices .....             | 18 270  | 290 572           | 1 181 257        | 93                             | 19  | 5          | 16         | 21         | 9         | 8          | 7          | 2          | 6             |

See footnotes at end of table.

**Table 6. Counties—Employees, Payroll, and Establishments by Industry: 2003—Con.**

[Excludes most government employees, railroad employees, and self-employed persons. Size class 1 to 4 includes establishments with payroll, but no employees, during mid-March pay period. (D) denotes figures withheld to avoid disclosing data for individual companies; the data are included in broader industry totals. Detailed industries with 100 or more employees are shown if industry was not a (D). For explanation of terms, abbreviations, and data reliability/comparability, see introductory text]

| NAICS code                 | Industry  | Number of employees for week including March 12 | Payroll (\$1,000) |                  | Total number of establishments | Number of establishments by employment-size class |            |            |            |           |            |            |            |               |
|----------------------------|---|---|-------------------|------------------|--------------------------------|---|------------|------------|------------|-----------|------------|------------|------------|---------------|
|                            |   |   | First quarter     | Annual           |                                | 1 to 4  | 5 to 9     | 10 to 19   | 20 to 49   | 50 to 99  | 100 to 249 | 250 to 499 | 500 to 999 | 1,000 or more |
| <b>ST. LOUIS (IC)—Con.</b> |   |   |                   |                  |                                |   |            |            |            |           |            |            |            |               |
| <b>56</b>                  | <b>Admin, support, waste mgmt, remediation services</b> | <b>19 325</b>                                   | <b>96 908</b>     | <b>400 075</b>   | <b>509</b>                     | <b>224</b>  | <b>83</b>  | <b>73</b>  | <b>54</b>  | <b>36</b> | <b>23</b>  | <b>9</b>   | <b>5</b>   | <b>2</b>      |
| 561                        | Administrative & support services                       | 18 977  | 92 777            | 384 129          | 492                            | 215   | 81         | 71         | 51         | 36        | 22         | 9          | 5          | 2             |
| 5611                       | Office administrative services                          | 669   | 7 373             | 38 505           | 28                             | 15  | 2          | 3          | 2          | 5         | 1          | —          | —          | —             |
| 56111                      | Office administrative services                          | 669   | 7 373             | 38 505           | 28                             | 15  | 2          | 3          | 2          | 5         | 1          | —          | —          | —             |
| 561110                     | Office administrative services                          | 669   | 7 373             | 38 505           | 28                             | 15  | 2          | 3          | 2          | 5         | 1          | —          | —          | —             |
| 5612                       | Facilities support services                             | (C)   | (D)               | (D)              | 3                              | 1   | —          | —          | —          | 2         | —          | —          | —          | —             |
| 56121                      | Facilities support services                             | (C)   | (D)               | (D)              | 3                              | 1   | —          | —          | —          | 2         | —          | —          | —          | —             |
| 5613                       | Employment services                                     | 4 586   | 23 052            | 101 177          | 89                             | 28  | 8          | 15         | 15         | 12        | 8          | 2          | 1          | —             |
| 56131                      | Employment placement agencies                           | 450   | 1 775             | 7 263            | 19                             | 8   | 4          | 3          | 1          | 2         | —          | —          | —          | —             |
| 561310                     | Employment placement agencies                           | 450   | 1 775             | 7 263            | 19                             | 8   | 4          | 3          | 1          | 2         | —          | —          | —          | —             |
| 56132                      | Temporary help services                                 | 3 026   | 17 124            | 75 892           | 66                             | 19  | 4          | 12         | 14         | 9         | 6          | 2          | —          | —             |
| 561320                     | Temporary help services                                 | 3 026   | 17 124            | 75 892           | 66                             | 19  | 4          | 12         | 14         | 9         | 6          | 2          | —          | —             |
| 56133                      | Employee leasing services                               | 1 110   | 4 153             | 18 022           | 4                              | 1   | —          | —          | —          | 2         | —          | —          | 1          | —             |
| 561330                     | Employee leasing services                               | 1 110   | 4 153             | 18 022           | 4                              | 1   | —          | —          | —          | 2         | —          | —          | 1          | —             |
| 5614                       | Business support services                               | 863   | 5 957             | 23 961           | 59                             | 24  | 10         | 12         | 8          | 4         | 1          | —          | —          | —             |
| 56142                      | Telephone call centers                                  | 147   | 512               | 1 663            | 7                              | 2   | 1          | 2          | 1          | 1         | —          | —          | —          | —             |
| 56143                      | Business service centers                                | 175   | 907               | 3 988            | 17                             | 7   | 4          | 3          | 3          | —         | —          | —          | —          | —             |
| 561439                     | Oth business service centers (incl copy shops)          | 165   | 860               | 3 843            | 14                             | 5   | 3          | 3          | 3          | —         | —          | —          | —          | —             |
| 56144                      | Collection agencies                                     | 219   | 1 836             | 6 666            | 8                              | 1   | 2          | 1          | 2          | 1         | 1          | —          | —          | —             |
| 561440                     | Collection agencies                                     | 219   | 1 836             | 6 666            | 8                              | 1   | 2          | 1          | 2          | 1         | 1          | —          | —          | —             |
| 56149                      | Other business support services                         | 288   | 2 440             | 10 475           | 17                             | 7   | 1          | 5          | 2          | 2         | —          | —          | —          | —             |
| 561492                     | Court reporting & stenotype services                    | 115   | 1 283             | 6 226            | 8                              | 5   | —          | 1          | 1          | 1         | —          | —          | —          | —             |
| 5615                       | Travel arrangement & reservation services               | 1 476   | 11 368            | 23 591           | 48                             | 24  | 12         | 6          | 2          | 2         | —          | 1          | 1          | —             |
| 56151                      | Travel agencies   | 217   | 1 154             | 4 510            | 30                             | 17  | 9          | 2          | 1          | 1         | —          | —          | —          | —             |
| 561510                     | Travel agencies   | 217   | 1 154             | 4 510            | 30                             | 17  | 9          | 2          | 1          | 1         | —          | —          | —          | —             |
| 56159                      | Oth travel arrangement & reservation services           | 1 238   | 10 154            | 18 836           | 14                             | 4   | 3          | 3          | 1          | 1         | —          | 1          | 1          | —             |
| 5616                       | Investigation & security services                       | 2 746   | 14 197            | 64 038           | 62                             | 20  | 13         | 8          | 8          | 6         | 4          | 2          | 1          | —             |
| 56161                      | Investigation, guard & armored car services             | 2 448   | 10 826            | 51 468           | 42                             | 10  | 10         | 5          | 6          | 5         | 3          | 2          | 1          | —             |
| 561612                     | Security guards & patrol services                       | 2 077   | 8 174             | 39 973           | 28                             | 5   | 5          | 5          | 4          | 4         | 2          | 2          | 1          | —             |
| 56162                      | Security systems services                               | 298   | 3 371             | 12 570           | 20                             | 10  | 3          | 3          | 2          | 1         | 1          | —          | —          | —             |
| 561621                     | Security systems services (except locksmiths)           | 246   | 3 094             | 11 453           | 13                             | 6   | 2          | 1          | 1          | 1         | 1          | —          | —          | —             |
| 5617                       | Services to buildings & dwellings                       | 7 844   | 25 102            | 108 673          | 164                            | 86  | 28         | 22         | 10         | 3         | 7          | 4          | 2          | 2             |
| 56172                      | Janitorial services                                     | 7 344   | 22 572            | 95 325           | 86                             | 31  | 17         | 13         | 8          | 3         | 6          | 4          | 2          | 2             |
| 561720                     | Janitorial services                                     | 7 344   | 22 572            | 95 325           | 86                             | 31  | 17         | 13         | 8          | 3         | 6          | 4          | 2          | 2             |
| 56173                      | Landscaping services                                    | 386   | 1 847             | 10 350           | 55                             | 41  | 7          | 4          | 2          | —         | 1          | —          | —          | —             |
| 561730                     | Landscaping services                                    | 386   | 1 847             | 10 350           | 55                             | 41  | 7          | 4          | 2          | —         | 1          | —          | —          | —             |
| 5619                       | Other support services                                  | (F)   | (D)               | (D)              | 39                             | 17  | 8          | 5          | 6          | 2         | 1          | —          | —          | —             |
| 56192                      | Convention & trade show organizers                      | 283   | 1 059             | 4 895            | 13                             | 4   | 3          | 2          | 3          | —         | 1          | —          | —          | —             |
| 561920                     | Convention & trade show organizers                      | 283   | 1 059             | 4 895            | 13                             | 4   | 3          | 2          | 3          | —         | 1          | —          | —          | —             |
| 56199                      | All other support services                              | 348   | 2 776             | 11 702           | 24                             | 12  | 5          | 3          | 2          | 2         | —          | —          | —          | —             |
| 561990                     | All other support services                              | 348   | 2 776             | 11 702           | 24                             | 12  | 5          | 3          | 2          | 2         | —          | —          | —          | —             |
| 562                        | Waste management & remediation services                 | 348   | 4 131             | 15 946           | 17                             | 9   | 2          | 2          | 3          | —         | 1          | —          | —          | —             |
| 5621                       | Waste collection  | (C)   | (D)               | (D)              | 6                              | 3   | 2          | —          | —          | —         | 1          | —          | —          | —             |
| 56211                      | Waste collection  | (C)   | (D)               | (D)              | 6                              | 3   | 2          | —          | —          | —         | 1          | —          | —          | —             |
| 5629                       | Remediation & oth waste management services             | 107   | 1 032             | 4 757            | 10                             | 6   | —          | 2          | 2          | —         | —          | —          | —          | —             |
| <b>61</b>                  | <b>Educational services</b>                             | <b>24 048</b>                                   | <b>203 238</b>    | <b>883 522</b>   | <b>127</b>                     | <b>53</b>   | <b>21</b>  | <b>15</b>  | <b>17</b>  | <b>11</b> | <b>4</b>   | <b>2</b>   | <b>1</b>   | <b>3</b>      |
| 611                        | Educational services                                    | 24 048  | 203 238           | 883 522          | 127                            | 53  | 21         | 15         | 17         | 11        | 4          | 2          | 1          | 3             |
| 6111                       | Elementary & secondary schools                          | 2 377   | 15 635            | 62 392           | 48                             | 8   | 6          | 10         | 12         | 8         | 3          | —          | 1          | —             |
| 61111                      | Elementary & secondary schools                          | 2 377   | 15 635            | 62 392           | 48                             | 8   | 6          | 10         | 12         | 8         | 3          | —          | 1          | —             |
| 611110                     | Elementary & secondary schools                          | 2 377   | 15 635            | 62 392           | 48                             | 8   | 6          | 10         | 12         | 8         | 3          | —          | 1          | —             |
| 6112                       | Junior colleges   | (E)   | (D)               | (D)              | 4                              | —   | —          | —          | 1          | 2         | 1          | —          | —          | —             |
| 61121                      | Junior colleges   | (E)   | (D)               | (D)              | 4                              | —   | —          | —          | 1          | 2         | 1          | —          | —          | —             |
| 6113                       | Colleges, universities & professional schools           | (J)   | (D)               | (D)              | 13                             | 6   | 1          | 1          | 1          | —         | —          | 1          | —          | 3             |
| 61131                      | Colleges, universities & professional schools           | (J)   | (D)               | (D)              | 13                             | 6   | 1          | 1          | 1          | —         | —          | 1          | —          | 3             |
| 6115                       | Technical & trade schools                               | (E)   | (D)               | (D)              | 14                             | 6   | 5          | 1          | 1          | —         | —          | 1          | —          | —             |
| 61151                      | Technical & trade schools                               | (E)   | (D)               | (D)              | 14                             | 6   | 5          | 1          | 1          | —         | —          | 1          | —          | —             |
| 6116                       | Other schools & instruction                             | (C)   | (D)               | (D)              | 23                             | 15  | 3          | 3          | 1          | 1         | —          | —          | —          | —             |
| 61169                      | All other schools & instruction                         | (C)   | (D)               | (D)              | 12                             | 7   | 1          | 2          | 1          | 1         | —          | —          | —          | —             |
| <b>62</b>                  | <b>Health care and social assistance</b>                | <b>40 879</b>                                   | <b>296 914</b>    | <b>1 210 942</b> | <b>1 040</b>                   | <b>449</b>  | <b>214</b> | <b>143</b> | <b>126</b> | <b>53</b> | <b>36</b>  | <b>9</b>   | <b>4</b>   | <b>6</b>      |
| 621                        | Ambulatory health care services                         | 9 379   | 74 392            | 314 904          | 590                            | 310   | 115        | 66         | 63         | 20        | 11         | 4          | 1          | —             |
| 6211                       | Offices of physicians                                   | 2 157   | 21 643            | 100 988          | 239                            | 133   | 46         | 31         | 22         | 6         | 1          | —          | —          | —             |
| 62111                      | Offices of physicians                                   | 2 157   | 21 643            | 100 988          | 239                            | 133   | 46         | 31         | 22         | 6         | 1          | —          | —          | —             |
| 621111                     | Offices of physicians (exc mental health)               | 2 099   | 21 203            | 98 274           | 219                            | 116   | 44         | 30         | 22         | 6         | 1          | —          | —          | —             |
| 6212                       | Offices of dentists                                     | 682   | 5 111             | 25 816           | 103                            | 45  | 41         | 14         | 3          | —         | —          | —          | —          | —             |
| 62121                      | Offices of dentists                                     | 682   | 5 111             | 25 816           | 103                            | 45  | 41         | 14         | 3          | —         | —          | —          | —          | —             |
| 621210                     | Offices of dentists                                     | 682   | 5 111             | 25 816           | 103                            | 45  | 41         | 14         | 3          | —         | —          | —          | —          | —             |
| 6213                       | Offices of other health practitioners                   | 640   | 4 482             | 18 107           | 106                            | 82  | 13         | 5          | 2          | 3         | 1          | —          | —          | —             |
| 62133                      | Offices of other mental health practitioners            | 342   | 2 433             | 9 336            | 28                             | 18  | 5          | 1          | 1          | 2         | 1          | —          | —          | —             |
| 621330                     | Offices of other mental health practitioners            | 342   | 2 433             | 9 336            | 28                             | 18  | 5          | 1          | 1          | 2         | 1          | —          | —          | —             |
| 62134                      | Offices of PT, OT, speech therapy & audiology           | 158   | 1 329             | 5 405            | 25                             | 19  | 1          | 3          | 1          | 1         | —          | —          | —          | —             |
| 621340                     | Offices of PT, OT, speech therapy & audiology           | 158   | 1 329             | 5 405            | 25                             | 19  | 1          | 3          | 1          | 1         | —          | —          | —          | —             |
| 6214                       | Outpatient care centers                                 | 1 511   | 12 343            | 48 396           | 38                             | 8   | 6          | 5          | 13         | 3         | 2          | 1          | —          | —             |
| 62141                      | Family planning centers                                 | (C)   | (D)               | (D)              | 4                              | —   | 1          | 1          | 2          | —         | —          | —          | —          | —             |
| 62142                      | Outpatient mental health, substance abuse ctrs          | (C)   | (D)               | (D)              | 10                             | 2   | 1          | 3          | 4          | —         | —          | —          | —          | —             |
| 62149                      | Other outpatient care centers                           | 1 213   | 10 559            | 41 502           | 24                             | 6   | 4          | 1          | 7          | 3         | 2          | 1          | —          | —             |
| 621492                     | Kidney dialysis centers                                 | 161   | 1 159             | 4 570            | 4                              | —   | —          | —          | 3          | 1         | —          | —          | —          | —             |
| 621498                     | All other outpatient care centers                       | 1 052   | 9 400             | 36 932           | 20                             | 6   | 4          | 1          | 4          | 2         | 2          | 1          | —          | —             |

See footnotes at end of table.

**Table 6. Counties—Employees, Payroll, and Establishments by Industry: 2003—Con.**

[Excludes most government employees, railroad employees, and self-employed persons. Size class 1 to 4 includes establishments with payroll, but no employees, during mid-March pay period. (D) denotes figures withheld to avoid disclosing data for individual companies; the data are included in broader industry totals. Detailed industries with 100 or more employees are shown if industry was not a (D). For explanation of terms, abbreviations, and data reliability/comparability, see introductory text]

| NAICS code | Industry  | Number of employees for week including March 12 | Payroll (\$1,000) |                | Total number of establishments | Number of establishments by employment-size class |           |           |           |          |            |            |            |               |   |   |
|------------|---|---|-------------------|----------------|--------------------------------|---|-----------|-----------|-----------|----------|------------|------------|------------|---------------|---|---|
|            |   |   | First quarter     | Annual         |                                | 1 to 4  | 5 to 9    | 10 to 19  | 20 to 49  | 50 to 99 | 100 to 249 | 250 to 499 | 500 to 999 | 1,000 or more |   |   |
| <b>62</b>  | <b>ST. LOUIS (IC)—Con.</b>                          |   |                   |                |                                |   |           |           |           |          |            |            |            |               |   |   |
|            | <b>Health care and social assistance—Con.</b>       |   |                   |                |                                |   |           |           |           |          |            |            |            |               |   |   |
| 621        | Ambulatory health care services—Con.                |   |                   |                |                                |   |           |           |           |          |            |            |            |               |   |   |
| 6215       | Medical & diagnostic laboratories .....             | 557   | 8 014             | 25 222         | 11                             | 3   | 1         | 1         | 2         | 1        | 3          | —          | —          | —             | — | — |
| 62151      | Medical & diagnostic laboratories .....             | 557   | 8 014             | 25 222         | 11                             | 3   | 1         | 2         | 1         | 3        | —          | —          | —          | —             | — | — |
| 621511     | Medical laboratories .....                          | 483   | 7 495             | 22 639         | 7                              | 2   | 1         | —         | —         | 1        | 3          | —          | —          | —             | — | — |
| 6216       | Home health care services .....                     | 2 101   | 9 853             | 40 735         | 78                             | 35  | 8         | 10        | 15        | 5        | 3          | 2          | —          | —             | — | — |
| 62161      | Home health care services .....                     | 2 101   | 9 853             | 40 735         | 78                             | 35  | 8         | 10        | 15        | 5        | 3          | 2          | —          | —             | — | — |
| 621610     | Home health care services .....                     | 2 101   | 9 853             | 40 735         | 78                             | 35  | 8         | 10        | 15        | 5        | 3          | 2          | —          | —             | — | — |
| 6219       | Other ambulatory health care services .....         | 1 731   | 12 946            | 55 640         | 15                             | 4   | —         | —         | 6         | 2        | 1          | 1          | 1          | —             | — | — |
| 62191      | Ambulance services .....                            | 732   | 4 565             | 20 024         | 5                              | —   | —         | —         | 2         | 1        | 1          | 1          | —          | —             | — | — |
| 621910     | Ambulance services .....                            | 732   | 4 565             | 20 024         | 5                              | —   | —         | —         | 2         | 1        | 1          | 1          | —          | —             | — | — |
| 62199      | All other ambulatory health care services .....     | 999   | 8 381             | 35 616         | 10                             | 4   | —         | —         | 4         | 1        | —          | —          | 1          | —             | — | — |
| 622        | Hospitals .....                                     | 20 136  | 171 836           | 695 438        | 12                             | —   | —         | —         | 1         | —        | 1          | 1          | 3          | —             | 6 | — |
| 6221       | General medical & surgical hospitals .....          | 18 884  | 162 809           | 659 503        | 8                              | —   | —         | —         | —         | —        | —          | —          | 2          | —             | 6 | — |
| 62211      | General medical & surgical hospitals .....          | 18 884  | 162 809           | 659 503        | 8                              | —   | —         | —         | —         | —        | —          | —          | 2          | —             | 6 | — |
| 622110     | General medical & surgical hospitals .....          | 18 884  | 162 809           | 659 503        | 8                              | —   | —         | —         | —         | —        | —          | —          | 2          | —             | 6 | — |
| 6222       | Psychiatric & substance abuse hospitals .....       | (G)   | (D)               | (D)            | 3                              | —   | —         | —         | 1         | —        | —          | 1          | 1          | —             | — | — |
| 62221      | Psychiatric & substance abuse hospitals .....       | (G)   | (D)               | (D)            | 3                              | —   | —         | —         | 1         | —        | —          | 1          | 1          | —             | — | — |
| 6223       | Other specialty hospitals .....                     | (C)   | (D)               | (D)            | 1                              | —   | —         | —         | —         | —        | —          | 1          | —          | —             | — | — |
| 62231      | Other specialty hospitals .....                     | (C)   | (D)               | (D)            | 1                              | —   | —         | —         | —         | —        | —          | 1          | —          | —             | — | — |
| 623        | Nursing & residential care facilities .....         | 4 500   | 20 503            | 77 439         | 85                             | 15  | 18        | 10        | 11        | 15       | 15         | 1          | —          | —             | — | — |
| 6231       | Nursing care facilities .....                       | 2 766   | 11 796            | 42 847         | 23                             | 2   | 2         | —         | 1         | 5        | 12         | 1          | —          | —             | — | — |
| 62311      | Nursing care facilities .....                       | 2 766   | 11 796            | 42 847         | 23                             | 2   | 2         | —         | 1         | 5        | 12         | 1          | —          | —             | — | — |
| 623110     | Nursing care facilities .....                       | 2 766   | 11 796            | 42 847         | 23                             | 2   | 2         | —         | 1         | 5        | 12         | 1          | —          | —             | — | — |
| 6232       | Residential mental retardation, health facil .....  | 724   | 3 727             | 14 671         | 29                             | 5   | 13        | 5         | 1         | 3        | 2          | —          | —          | —             | — | — |
| 62321      | Residential mental retardation facilities .....     | 534   | 2 735             | 10 847         | 13                             | 2   | 6         | 1         | —         | 2        | 2          | —          | —          | —             | — | — |
| 623210     | Residential mental retardation facilities .....     | 534   | 2 735             | 10 847         | 13                             | 2   | 6         | 1         | —         | 2        | 2          | —          | —          | —             | — | — |
| 62322      | Residential mental health, subst abuse facil .....  | 190   | 992               | 3 824          | 16                             | 3   | 7         | 4         | 1         | 1        | —          | —          | —          | —             | — | — |
| 623220     | Residential mental health, subst abuse .....        | 190   | 992               | 3 824          | 16                             | 3   | 7         | 4         | 1         | 1        | —          | —          | —          | —             | — | — |
| 6233       | Community care facilities for the elderly .....     | 600   | 2 674             | 10 483         | 20                             | 6   | 1         | 4         | 5         | 3        | 1          | —          | —          | —             | — | — |
| 62331      | Community care facilities for the elderly .....     | 600   | 2 674             | 10 483         | 20                             | 6   | 1         | 4         | 5         | 3        | 1          | —          | —          | —             | — | — |
| 623311     | Continuing care retirement communities .....        | 384   | 1 940             | 7 487          | 7                              | 1   | —         | 2         | —         | 3        | 1          | —          | —          | —             | — | — |
| 623312     | Homes for the elderly .....                         | 216   | 734               | 2 996          | 13                             | 5   | 1         | 2         | 5         | —        | —          | —          | —          | —             | — | — |
| 6239       | Other residential care facilities .....             | 410   | 2 306             | 9 438          | 13                             | 2   | 2         | 1         | 4         | 4        | —          | —          | —          | —             | — | — |
| 62399      | Other residential care facilities .....             | 410   | 2 306             | 9 438          | 13                             | 2   | 2         | 1         | 4         | 4        | —          | —          | —          | —             | — | — |
| 623990     | Other residential care facilities .....             | 410   | 2 306             | 9 438          | 13                             | 2   | 2         | 1         | 4         | 4        | —          | —          | —          | —             | — | — |
| 624        | Social assistance .....                             | 6 864   | 30 183            | 123 161        | 353                            | 124   | 81        | 67        | 51        | 18       | 9          | 3          | —          | —             | — | — |
| 6241       | Individual & family services .....                  | 2 880   | 13 087            | 53 386         | 158                            | 56  | 38        | 28        | 24        | 7        | 4          | 1          | —          | —             | — | — |
| 62411      | Child & youth services .....                        | 234   | 1 722             | 7 131          | 21                             | 8   | 5         | 4         | 4         | —        | —          | —          | —          | —             | — | — |
| 624110     | Child & youth services .....                        | 234   | 1 722             | 7 131          | 21                             | 8   | 5         | 4         | 4         | —        | —          | —          | —          | —             | — | — |
| 62412      | Services for elderly & disabled persons .....       | 1 321   | 3 993             | 16 555         | 54                             | 17  | 17        | 8         | 7         | 2        | 2          | 1          | —          | —             | — | — |
| 624120     | Services for elderly & disabled persons .....       | 1 321   | 3 993             | 16 555         | 54                             | 17  | 17        | 8         | 7         | 2        | 2          | 1          | —          | —             | — | — |
| 62419      | Other individual & family services .....            | 1 325   | 7 372             | 29 700         | 83                             | 31  | 16        | 16        | 13        | 5        | 2          | —          | —          | —             | — | — |
| 624190     | Other individual & family services .....            | 1 325   | 7 372             | 29 700         | 83                             | 31  | 16        | 16        | 13        | 5        | 2          | —          | —          | —             | — | — |
| 6242       | Community, emergency & other relief services ..     | 561   | 3 192             | 13 036         | 46                             | 14  | 14        | 9         | 8         | 1        | —          | —          | —          | —             | — | — |
| 62422      | Community housing services .....                    | 454   | 2 603             | 10 574         | 33                             | 10  | 8         | 7         | 7         | 1        | —          | —          | —          | —             | — | — |
| 624221     | Temporary shelters .....                            | 244   | 1 335             | 5 482          | 17                             | 2   | 5         | 6         | 4         | —        | —          | —          | —          | —             | — | — |
| 624229     | Other community housing services .....              | 210   | 1 268             | 5 092          | 16                             | 8   | 3         | 1         | 3         | 1        | —          | —          | —          | —             | — | — |
| 6243       | Vocational rehabilitation services .....            | 1 615   | 6 408             | 25 367         | 19                             | 2   | 1         | 4         | —         | 6        | 5          | 1          | —          | —             | — | — |
| 62431      | Vocational rehabilitation services .....            | 1 615   | 6 408             | 25 367         | 19                             | 2   | 1         | 4         | —         | 6        | 5          | 1          | —          | —             | — | — |
| 624310     | Vocational rehabilitation services .....            | 1 615   | 6 408             | 25 367         | 19                             | 2   | 1         | 4         | —         | 6        | 5          | 1          | —          | —             | — | — |
| 6244       | Child day care services .....                       | 1 808   | 7 496             | 31 372         | 130                            | 52  | 28        | 26        | 19        | 4        | —          | 1          | —          | —             | — | — |
| 62441      | Child day care services .....                       | 1 808   | 7 496             | 31 372         | 130                            | 52  | 28        | 26        | 19        | 4        | —          | 1          | —          | —             | — | — |
| 624410     | Child day care services .....                       | 1 808   | 7 496             | 31 372         | 130                            | 52  | 28        | 26        | 19        | 4        | —          | 1          | —          | —             | — | — |
| <b>71</b>  | <b>Arts, entertainment &amp; recreation .....</b>   | <b>5 015</b>                                    | <b>76 413</b>     | <b>373 126</b> | <b>112</b>                     | <b>56</b>   | <b>14</b> | <b>12</b> | <b>16</b> | <b>5</b> | <b>3</b>   | <b>3</b>   | <b>2</b>   | <b>1</b>      |   |   |
| 711        | Performing arts, spectator sports & related .....   | 2 963   | 62 904            | 320 621        | 49                             | 28  | 6         | 4         | 3         | 2        | 2          | 2          | 1          | —             | 1 | — |
| 7111       | Performing arts companies .....                     | 516   | 3 797             | 18 708         | 18                             | 8   | 3         | 2         | 2         | —        | 1          | —          | —          | —             | — | — |
| 71111      | Theater companies & dinner theaters .....           | (C)   | (D)               | (D)            | 8                              | 2   | 2         | 1         | 1         | 2        | —          | —          | —          | —             | — | — |
| 71113      | Musical groups & artists .....                      | (E)   | (D)               | (D)            | 8                              | 5   | 1         | —         | 1         | —        | —          | 1          | —          | —             | — | — |
| 7112       | Spectator sports .....                              | 835   | 54 468            | 284 325        | 4                              | —   | 1         | —         | —         | —        | 2          | —          | 1          | —             | — | — |
| 71121      | Spectator sports .....                              | 835   | 54 468            | 284 325        | 4                              | —   | 1         | —         | —         | —        | 2          | —          | 1          | —             | — | — |
| 711211     | Sports teams and clubs .....                        | 835   | 54 468            | 284 325        | 4                              | —   | 1         | —         | —         | —        | 2          | —          | 1          | —             | — | — |
| 7113       | Promoters of entertainment events .....             | 1 563   | 4 433             | 16 573         | 10                             | 4   | 2         | 2         | —         | —        | —          | 1          | —          | —             | 1 | — |
| 71131      | Promoters of entertainment events with .....        | 1 532   | 4 217             | 15 526         | 3                              | —   | —         | 1         | —         | —        | —          | 1          | —          | —             | 1 | — |
| 711310     | Promoters of entertainment events with .....        | 1 532   | 4 217             | 15 526         | 3                              | —   | —         | 1         | —         | —        | —          | 1          | —          | —             | 1 | — |
| 712        | Museums, historical sites & like institutions ..... | 693   | 5 569             | 21 498         | 16                             | 6   | 1         | 2         | 4         | 2        | —          | 1          | —          | —             | — | — |
| 7121       | Museums, historical sites & like institutions ..... | 693   | 5 569             | 21 498         | 16                             | 6   | 1         | 2         | 4         | 2        | —          | 1          | —          | —             | — | — |
| 71211      | Museums .....                                       | (E)   | (D)               | (D)            | 11                             | 3   | —         | 2         | 4         | 2        | —          | —          | —          | —             | — | — |
| 71213      | Zoos & botanical gardens .....                      | (E)   | (D)               | (D)            | 2                              | 1   | —         | —         | —         | —        | —          | 1          | —          | —             | — | — |
| 713        | Amusement, gambling & recreation industries .....   | 1 359   | 7 940             | 31 007         | 47                             | 22  | 7         | 6         | 9         | 1        | 1          | —          | 1          | —             | — | — |
| 7132       | Gambling industries .....                           | (F)   | (D)               | (D)            | 1                              | —   | —         | —         | —         | —        | —          | —          | —          | —             | 1 | — |
| 71321      | Casinos (except hotel casinos) .....                | (F)   | (D)               | (D)            | 1                              | —   | —         | —         | —         | —        | —          | —          | —          | —             | 1 | — |
| 7139       | Other amusement & recreation industries .....       | (F)   | (D)               | (D)            | 44                             | 20  | 7         | 6         | 9         | 1        | 1          | —          | —          | —             | — | — |
| 71391      | Golf courses & country clubs .....                  | 130   | 371               | 2 327          | 4                              | 1   | —         | —         | 2         | 1        | —          | —          | —          | —             | — | — |
| 713910     | Golf courses & country clubs .....                  | 130   | 371               | 2 327          | 4                              | 1   | —         | —         | 2         | 1        | —          | —          | —          | —             | — | — |
| 71394      | Fitness & recreational sports centers .....         | 439   | 2 172             | 9 112          | 24                             | 11  | 3         | 3         | 6         | —        | 1          | —          | —          | —             | — | — |
| 713940     | Fitness & recreational sports centers .....         | 439   | 2 172             | 9 112          | 24                             | 11  | 3         | 3         | 6         | —        | 1          | —          | —          | —             | — | — |

See footnotes at end of table.

**Table 6. Counties—Employees, Payroll, and Establishments by Industry: 2003—Con.**

[Excludes most government employees, railroad employees, and self-employed persons. Size class 1 to 4 includes establishments with payroll, but no employees, during mid-March pay period. (D) denotes figures withheld to avoid disclosing data for individual companies; the data are included in broader industry totals. Detailed industries with 100 or more employees are shown if industry was not a (D). For explanation of terms, abbreviations, and data reliability/comparability, see introductory text]

| NAICS code                 | Industry   | Number of employees for week including March 12 | Payroll (\$1,000) |                | Total number of establishments | Number of establishments by employment-size class |            |            |            |           |            |            |            |               |
|----------------------------|--|---|-------------------|----------------|--------------------------------|---|------------|------------|------------|-----------|------------|------------|------------|---------------|
|                            |  |   | First quarter     | Annual         |                                | 1 to 4  | 5 to 9     | 10 to 19   | 20 to 49   | 50 to 99  | 100 to 249 | 250 to 499 | 500 to 999 | 1,000 or more |
| <b>ST. LOUIS (IC)—Con.</b> |  |   |                   |                |                                |   |            |            |            |           |            |            |            |               |
| <b>72</b>                  | <b>Accommodation &amp; food services</b>                   | <b>22 198</b>                                   | <b>72 581</b>     | <b>319 467</b> | <b>949</b>                     | <b>322</b>  | <b>137</b> | <b>161</b> | <b>228</b> | <b>69</b> | <b>24</b>  | <b>7</b>   | <b>1</b>   | <b>—</b>      |
| 721                        | Accommodation  | 4 498   | 22 644            | 100 880        | 45                             | 15  | 2          | 5          | 7          | 3         | 6          | 6          | 1          | —             |
| 7211                       | Traveler accommodation                                     | (H)   | (D)               | (D)            | 43                             | 13  | 2          | 5          | 7          | 3         | 6          | 6          | 1          | —             |
| 72111                      | Hotels (exc casino hotels) & motels                        | (H)   | (D)               | (D)            | 42                             | 12  | 2          | 5          | 7          | 3         | 6          | 6          | 1          | —             |
| 722                        | Food services & drinking places                            | 17 700  | 49 937            | 218 587        | 904                            | 307   | 135        | 156        | 221        | 66        | 18         | 1          | —          | —             |
| 7221                       | Full-service restaurants                                   | 8 202   | 24 341            | 107 414        | 309                            | 70  | 43         | 51         | 96         | 41        | 8          | —          | —          | —             |
| 72211                      | Full-service restaurants                                   | 8 202   | 24 341            | 107 414        | 309                            | 70  | 43         | 51         | 96         | 41        | 8          | —          | —          | —             |
| 722110                     | Full-service restaurants                                   | 8 202   | 24 341            | 107 414        | 309                            | 70  | 43         | 51         | 96         | 41        | 8          | —          | —          | —             |
| 7222                       | Limited-service eating places                              | 5 123   | 13 295            | 58 649         | 362                            | 125   | 53         | 79         | 95         | 10        | —          | —          | —          | —             |
| 72221                      | Limited-service eating places                              | 5 123   | 13 295            | 58 649         | 362                            | 125   | 53         | 79         | 95         | 10        | —          | —          | —          | —             |
| 722211                     | Limited-service restaurants                                | 4 467   | 11 357            | 49 636         | 303                            | 99  | 39         | 71         | 87         | 7         | —          | —          | —          | —             |
| 722212                     | Cafeterias   | 253   | 804               | 3 170          | 13                             | 1   | 6          | 2          | 3          | 1         | —          | —          | —          | —             |
| 722213                     | Snack & nonalcoholic beverage bars                         | 403   | 1 134             | 5 843          | 46                             | 25  | 8          | 6          | 5          | 2         | —          | —          | —          | —             |
| 7223                       | Special food services                                      | 3 291   | 9 600             | 40 933         | 99                             | 26  | 20         | 14         | 18         | 10        | 10         | 1          | —          | —             |
| 72231                      | Food service contractors                                   | 2 059   | 6 815             | 28 436         | 73                             | 17  | 19         | 14         | 12         | 5         | 5          | 1          | —          | —             |
| 722310                     | Food service contractors                                   | 2 059   | 6 815             | 28 436         | 73                             | 17  | 19         | 14         | 12         | 5         | 5          | 1          | —          | —             |
| 72232                      | Caterers   | (G)   | (D)               | (D)            | 25                             | 8   | 1          | —          | 6          | 5         | 5          | —          | —          | —             |
| 7224                       | Drinking places (alcoholic beverages)                      | 1 084   | 2 701             | 11 591         | 134                            | 86  | 19         | 12         | 12         | 5         | —          | —          | —          | —             |
| 72241                      | Drinking places (alcoholic beverages)                      | 1 084   | 2 701             | 11 591         | 134                            | 86  | 19         | 12         | 12         | 5         | —          | —          | —          | —             |
| 722410                     | Drinking places (alcoholic beverages)                      | 1 084   | 2 701             | 11 591         | 134                            | 86  | 19         | 12         | 12         | 5         | —          | —          | —          | —             |
| <b>81</b>                  | <b>Other services (except public administration)</b>       | <b>12 375</b>                                   | <b>68 361</b>     | <b>276 255</b> | <b>1 264</b>                   | <b>688</b>  | <b>274</b> | <b>163</b> | <b>93</b>  | <b>29</b> | <b>16</b>  | <b>1</b>   | <b>—</b>   | <b>—</b>      |
| 811                        | Repair & maintenance                                       | 1 914   | 15 180            | 60 556         | 307                            | 184   | 68         | 32         | 21         | 2         | —          | —          | —          | —             |
| 8111                       | Automotive repair & maintenance                            | 1 270   | 8 295             | 34 338         | 215                            | 128   | 51         | 23         | 12         | 1         | —          | —          | —          | —             |
| 81111                      | Automotive mechanical & electrical R&M                     | 663   | 4 364             | 17 857         | 131                            | 81  | 35         | 10         | 5          | —         | —          | —          | —          | —             |
| 811111                     | General automotive repair                                  | 518   | 3 409             | 13 848         | 105                            | 71  | 22         | 7          | 5          | —         | —          | —          | —          | —             |
| 81112                      | Automotive body, paint, interior & glass repair            | 328   | 3 042             | 12 840         | 57                             | 36  | 11         | 7          | 3          | —         | —          | —          | —          | —             |
| 81119                      | Other automotive R&M                                       | 279   | 889               | 3 641          | 27                             | 11  | 5          | 6          | 4          | 1         | —          | —          | —          | —             |
| 811192                     | Car washes   | 172   | 502               | 2 180          | 17                             | 9   | 3          | 2          | 2          | 1         | —          | —          | —          | —             |
| 8112                       | Electronic & precision equipment R&M                       | 288   | 3 155             | 14 015         | 25                             | 11  | 6          | 2          | 5          | 1         | —          | —          | —          | —             |
| 81121                      | Electronic & precision equipment R&M                       | 288   | 3 155             | 14 015         | 25                             | 11  | 6          | 2          | 5          | 1         | —          | —          | —          | —             |
| 811219                     | Other electronic & precision equipment R&M                 | 155   | 1 531             | 7 176          | 12                             | 5   | 3          | 1          | 2          | 1         | —          | —          | —          | —             |
| 8113                       | Commercial equipment (exc auto & elec) R&M                 | 204   | 2 893             | 8 782          | 27                             | 14  | 6          | 3          | 4          | —         | —          | —          | —          | —             |
| 81131                      | Commercial equipment (exc auto & elec) R&M                 | 204   | 2 893             | 8 782          | 27                             | 14  | 6          | 3          | 4          | —         | —          | —          | —          | —             |
| 811310                     | Commercial equipment (exc auto & elec) R&M                 | 204   | 2 893             | 8 782          | 27                             | 14  | 6          | 3          | 4          | —         | —          | —          | —          | —             |
| 8114                       | Personal & household goods R&M                             | 152   | 837               | 3 421          | 40                             | 31  | 5          | 4          | —          | —         | —          | —          | —          | —             |
| 812                        | Personal & laundry services                                | 2 884   | 14 571            | 56 521         | 334                            | 188   | 77         | 40         | 18         | 8         | 3          | —          | —          | —             |
| 8121                       | Personal care services                                     | 681   | 2 642             | 10 874         | 105                            | 65  | 22         | 11         | 5          | 1         | 1          | —          | —          | —             |
| 81211                      | Hair, nail & skin care services                            | 603   | 2 474             | 10 005         | 93                             | 60  | 19         | 7          | 5          | 1         | 1          | —          | —          | —             |
| 812112                     | Beauty salons  | 581   | 2 385             | 9 567          | 85                             | 54  | 18         | 6          | 5          | 1         | 1          | —          | —          | —             |
| 8122                       | Death care services  | 322   | 2 503             | 9 884          | 32                             | 13  | 9          | 6          | 4          | —         | —          | —          | —          | —             |
| 81221                      | Funeral homes  | 275   | 2 172             | 8 477          | 26                             | 11  | 7          | 4          | 4          | —         | —          | —          | —          | —             |
| 812210                     | Funeral homes  | 275   | 2 172             | 8 477          | 26                             | 11  | 7          | 4          | 4          | —         | —          | —          | —          | —             |
| 8123                       | Drycleaning & laundry services                             | 828   | 3 899             | 17 554         | 74                             | 39  | 19         | 8          | 4          | 3         | 1          | —          | —          | —             |
| 81232                      | Drycleaning & laundry services (exc coin-op)               | 283   | 1 091             | 4 440          | 42                             | 21  | 12         | 8          | —          | 1         | —          | —          | —          | —             |
| 812320                     | Drycleaning & laundry services (exc coin-op)               | 283   | 1 091             | 4 440          | 42                             | 21  | 12         | 8          | —          | 1         | —          | —          | —          | —             |
| 81233                      | Linen & uniform supply                                     | 456   | 2 579             | 12 189         | 8                              | —   | 1          | —          | 4          | 2         | 1          | —          | —          | —             |
| 812331                     | Linen supply   | 259   | 1 094             | 6 273          | 4                              | —   | 1          | —          | 2          | —         | 1          | —          | —          | —             |
| 812332                     | Industrial launderers                                      | 197   | 1 485             | 5 916          | 4                              | —   | —          | —          | 2          | 2         | —          | —          | —          | —             |
| 8129                       | Other personal services                                    | 1 053   | 5 527             | 18 209         | 123                            | 71  | 27         | 15         | 5          | 4         | 1          | —          | —          | —             |
| 81292                      | Photofinishing   | 107   | 1 186             | 2 530          | 10                             | 5   | 2          | 2          | —          | 1         | —          | —          | —          | —             |
| 81293                      | Parking lots & garages                                     | 834   | 3 204             | 11 784         | 100                            | 57  | 22         | 13         | 5          | 2         | 1          | —          | —          | —             |
| 812930                     | Parking lots & garages                                     | 834   | 3 204             | 11 784         | 100                            | 57  | 22         | 13         | 5          | 2         | 1          | —          | —          | —             |
| 813                        | Religious, grantmaking, civic, prof & like organizations   | 7 577   | 38 610            | 159 178        | 623                            | 316   | 129        | 91         | 54         | 19        | 13         | 1          | —          | —             |
| 8131                       | Religious organizations                                    | 3 464   | 12 784            | 50 980         | 322                            | 162   | 68         | 52         | 29         | 7         | 3          | 1          | —          | —             |
| 81311                      | Religious organizations                                    | 3 464   | 12 784            | 50 980         | 322                            | 162   | 68         | 52         | 29         | 7         | 3          | 1          | —          | —             |
| 813110                     | Religious organizations                                    | 3 464   | 12 784            | 50 980         | 322                            | 162   | 68         | 52         | 29         | 7         | 3          | 1          | —          | —             |
| 8132                       | Grantmaking & giving services                              | 656   | 5 550             | 22 631         | 60                             | 42  | 5          | 4          | 6          | 1         | 2          | —          | —          | —             |
| 81321                      | Grantmaking & giving services                              | 656   | 5 550             | 22 631         | 60                             | 42  | 5          | 4          | 6          | 1         | 2          | —          | —          | —             |
| 813211                     | Grantmaking foundations                                    | 133   | 1 478             | 6 372          | 29                             | 24  | 2          | 1          | 2          | —         | —          | —          | —          | —             |
| 813212                     | Voluntary health organizations                             | 253   | 1 861             | 7 465          | 19                             | 9   | 2          | 3          | 4          | 1         | —          | —          | —          | —             |
| 813219                     | Other grantmaking & giving services                        | 270   | 2 211             | 8 794          | 12                             | 9   | 1          | —          | —          | —         | 2          | —          | —          | —             |
| 8133                       | Social advocacy organizations                              | 653   | 3 761             | 15 211         | 39                             | 19  | 13         | 1          | 1          | 2         | 3          | —          | —          | —             |
| 81331                      | Social advocacy organizations                              | 653   | 3 761             | 15 211         | 39                             | 19  | 13         | 1          | 1          | 2         | 3          | —          | —          | —             |
| 813311                     | Human rights organizations                                 | 105   | 432               | 1 940          | 12                             | 5   | 6          | —          | —          | 1         | —          | —          | —          | —             |
| 813312                     | Environment & wildlife organizations                       | 157   | 923               | 4 049          | 4                              | 1   | 2          | —          | —          | —         | 1          | —          | —          | —             |
| 813319                     | Other social advocacy organizations                        | 391   | 2 406             | 9 222          | 23                             | 13  | 5          | 1          | 1          | 1         | 2          | —          | —          | —             |
| 8134                       | Civic & social organizations                               | 1 053   | 4 847             | 20 232         | 56                             | 24  | 10         | 9          | 6          | 4         | 3          | —          | —          | —             |
| 81341                      | Civic & social organizations                               | 1 053   | 4 847             | 20 232         | 56                             | 24  | 10         | 9          | 6          | 4         | 3          | —          | —          | —             |
| 813410                     | Civic & social organizations                               | 1 053   | 4 847             | 20 232         | 56                             | 24  | 10         | 9          | 6          | 4         | 3          | —          | —          | —             |
| 8139                       | Business, labor, political, like organizations             | 1 751   | 11 668            | 50 124         | 146                            | 69  | 33         | 25         | 12         | 5         | 2          | —          | —          | —             |
| 81391                      | Business associations                                      | 211   | 2 193             | 9 510          | 23                             | 15  | 4          | 1          | 1          | 2         | —          | —          | —          | —             |
| 813910                     | Business associations                                      | 211   | 2 193             | 9 510          | 23                             | 15  | 4          | 1          | 1          | 2         | —          | —          | —          | —             |
| 81393                      | Labor unions & similar labor organizations                 | 1 335   | 8 070             | 34 899         | 90                             | 36  | 21         | 19         | 9          | 3         | 2          | —          | —          | —             |
| 813930                     | Labor unions & similar labor organizations                 | 1 335   | 8 070             | 34 899         | 90                             | 36  | 21         | 19         | 9          | 3         | 2          | —          | —          | —             |
| 81399                      | Oth similar organizations (exc business, prof, labor, pol) | 119   | 671               | 2 748          | 14                             | 7   | 2          | 4          | 1          | —         | —          | —          | —          | —             |
| 813990                     | Oth similar organizations (exc business, prof, labor, pol) | 119   | 671               | 2 748          | 14                             | 7   | 2          | 4          | 1          | —         | —          | —          | —          | —             |

See footnotes at end of table.



**Table 6. Counties—Employees, Payroll, and Establishments by Industry: 2003—Con.**

[Excludes most government employees, railroad employees, and self-employed persons. Size class 1 to 4 includes establishments with payroll, but no employees, during mid-March pay period. (D) denotes figures withheld to avoid disclosing data for individual companies; the data are included in broader industry totals. Detailed industries with 100 or more employees are shown if industry was not a (D). For explanation of terms, abbreviations, and data reliability/comparability, see introductory text]

| NAICS code | Industry  | Number of employees for week including March 12 | Payroll (\$1,000) |         | Total number of establishments | Number of establishments by employment-size class |        |          |          |          |            |            |            |               |
|------------|---|---|-------------------|---------|--------------------------------|---|--------|----------|----------|----------|------------|------------|------------|---------------|
|            |   |   | First quarter     | Annual  |                                | 1 to 4  | 5 to 9 | 10 to 19 | 20 to 49 | 50 to 99 | 100 to 249 | 250 to 499 | 500 to 999 | 1,000 or more |
| 99         | <b>ST. LOUIS (IC)—Con.</b>                            |   |                   |         |                                |   |        |          |          |          |            |            |            |               |
|            | Unclassified establishments .....                     | 168   | 481               | 2 246   | 251                            | 249   | 1      | —        | 1        | —        | —          | —          | —          | —             |
|            | <b>STATEWIDE</b>                                      |   |                   |         |                                |   |        |          |          |          |            |            |            |               |
|            | Total .....   | 4 780   | 79 318            | 326 794 | 46                             | 23  | 9      | 7        | 3        | 2        | —          | —          | —          | 2             |
| 21         | Mining .....  | (B)   | (D)               | (D)     | 6                              | 3   | 1      | 1        | —        | 1        | —          | —          | —          | —             |
| 42         | Wholesale trade .....                                 | (A)   | (D)               | (D)     | 2                              | 2   | —      | —        | —        | —        | —          | —          | —          | —             |
| 48-49      | Transportation & warehousing .....                    | (A)   | (D)               | (D)     | 1                              | —   | —      | 1        | —        | —        | —          | —          | —          | —             |
| 51         | Information .....                                     | (A)   | (D)               | (D)     | 2                              | —   | 2      | —        | —        | —        | —          | —          | —          | —             |
| 52         | Finance & insurance .....                             | (C)   | (D)               | (D)     | 19                             | 10  | 3      | 3        | 3        | —        | —          | —          | —          | —             |
| 522        | Credit intermediation & related activities .....      | 117   | 1 521             | 5 110   | 14                             | 8   | 3      | 1        | 2        | —        | —          | —          | —          | —             |
| 54         | Professional, scientific & technical services .....   | (A)   | (D)               | (D)     | 2                              | 2   | —      | —        | —        | —        | —          | —          | —          | —             |
| 55         | Management of companies & enterprises .....           | (A)   | (D)               | (D)     | 2                              | 2   | —      | —        | —        | —        | —          | —          | —          | —             |
| 56         | Admin, support, waste mgt, remediation services ..... | (H)   | (D)               | (D)     | 10                             | 3   | 2      | 2        | —        | 1        | —          | —          | —          | 2             |
| 561        | Administrative & support services .....               | (H)   | (D)               | (D)     | 10                             | 3   | 2      | 2        | —        | 1        | —          | —          | —          | 2             |
| 5611       | Office administrative services .....                  | (H)   | (D)               | (D)     | 1                              | —   | —      | —        | —        | —        | —          | —          | —          | 1             |
| 56111      | Office administrative services .....                  | (H)   | (D)               | (D)     | 1                              | —   | —      | —        | —        | —        | —          | —          | —          | 1             |
| 5613       | Employment services .....                             | (G)   | (D)               | (D)     | 1                              | —   | —      | —        | —        | —        | —          | —          | —          | 1             |
| 56133      | Employee leasing services .....                       | (G)   | (D)               | (D)     | 1                              | —   | —      | —        | —        | —        | —          | —          | —          | 1             |
| 61         | Educational services .....                            | (A)   | (D)               | (D)     | 1                              | 1   | —      | —        | —        | —        | —          | —          | —          | —             |
| 62         | Health care and social assistance .....               | (A)   | (D)               | (D)     | 1                              | —   | 1      | —        | —        | —        | —          | —          | —          | —             |

Note: Employment-size classes are indicated as follows: A—0 to 19; B—20 to 99; C—100 to 249; E—250 to 499; F—500 to 999; G—1,000 to 2,499; H—2,500 to 4,999; I—5,000 to 9,999; J—10,000 to 24,999; K—25,000 to 49,999; L—50,000 to 99,999; M—100,000 or more.

## **Description of Publications Issued in Previous Years**

### **1974 through 2002**

Data are provided for mid-March employment, first-quarter and annual payrolls, and establishments, by industry, for each county in the state and, in a separate report, for the United States. Data are included for every industry having a significant number of employees or establishments. Refer to General Explanation for a description of the types of employment covered.

### **1964 through 1973**

Data are provided for first-quarter reporting units, employment, and taxable payrolls for each county and metropolitan area in the state and, in a separate report, for the United States. Data are included for every industry having a significant number of employees or reporting units.

### **1959 and 1962**

Data are provided for first-quarter reporting units, employment, and taxable payrolls for each county in the state and, in a separate report, for the United States. Data are included for every industry having a significant number of employees or reporting units. Data are combined for some counties in eight states.

### **1956**

Data are provided for first-quarter reporting units, employment, and taxable payrolls for each county in the state and, in a separate report, for the United States. Data are included for SIC economic divisions, major groups, and selected three-digit SICs. Data are combined for some counties in eight states.

### **1949 and 1950**

Data are provided for first-quarter manufacturing establishments, employment, and taxable payrolls for each large county in the state and, in a separate report, for the United States. Data are included for manufacturing major industry groups and selected three-digit SICs. Manufacturing totals are included for small counties. Data are combined for some counties in eight states.

### **1947, 1948, 1951, and 1953**

Data are provided for first-quarter reporting units, employment, and taxable payrolls for each large county in the state and, in a separate report, for the United States. Data are included for SIC economic divisions, major groups, and selected three-digit SICs. Economic division totals are included for small counties. Data are combined for some counties in eight states.

### **1946**

Data are provided for first-quarter reporting units, employment, and taxable payrolls for each large county in the state and, in a separate report, for the United States. Data are included for SIC economic divisions and major groups. Economic division totals are included for small counties. Data are combined for some counties in eight states.

### **Availability**

The most recent edition of County Business Patterns can be examined on the Internet at <[www.census.gov](http://www.census.gov)>. Editions prior to 1993 are available in depository libraries for federal publications, which are conveniently located in all areas of the country.

For information on the coverage of individual series, write to Chief, Economic Planning and Coordination Division, U.S. Census Bureau, Washington, DC 20233.