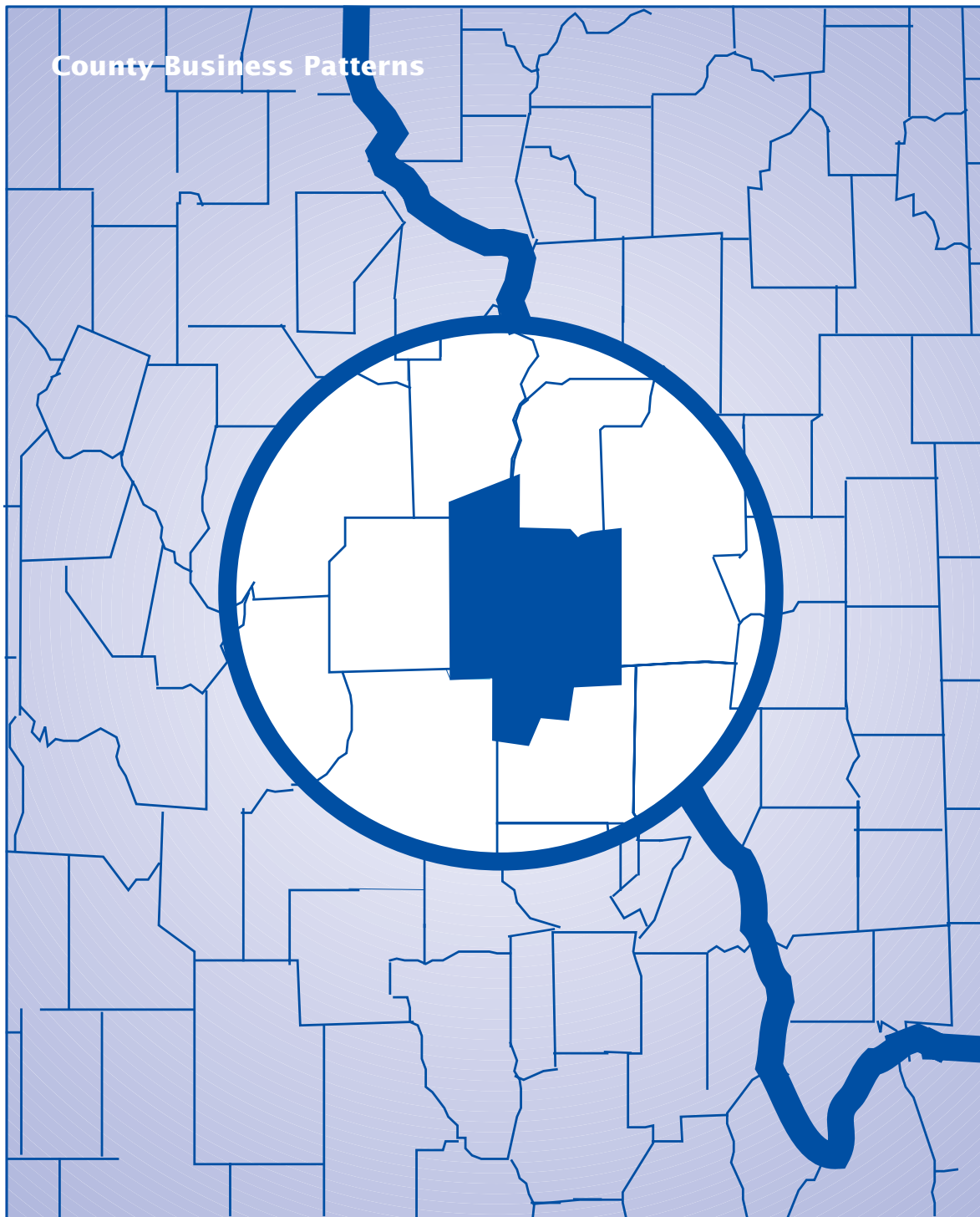


# Indiana: 2000

Issued May 2002

CBP/00-16

## County Business Patterns



U S C E N S U S B U R E A U

*Helping You Make Informed Decisions • 1902-2002*

U.S. Department of Commerce  
Economics and Statistics Administration  
U.S. CENSUS BUREAU



## ACKNOWLEDGMENTS

This report was prepared under the general direction of **Carl A. Konschnik**, Assistant Division Chief for Research and Methodology, Economic Planning and Coordination Division. **Paul Hanczaryk**, Chief, Register Analysis Branch, supervised the preparation of this report and was assisted by **Phil Thompson** and **Gerald Feuer**. **Kasey Dickenson, Yolanda Funderburk, Mary Green, Mary Hogan, Joel Fowler, Alan Pines, and Jon Youngman** contributed in resolving establishment processing problems and in data analysis.

Additional data analysis was provided by the staffs of **Lawrence A. Blum**, Assistant Division Chief for Collection Activities, Economic Planning and Coordination Division, assisted by **David Eade**; and **Carlene Bottorff**, Chief, Economic Projects Branch, National Processing Center, assisted by **Marsha Sowders** and **Anita Coomes**. Statistical methodology and quality assurance operations were performed by **Ken Sausman, Michael Kornbau, Thomas Cevis, and Marilyn Italiano**.

**Steven McCraith**, Chief, Census Related Surveys Branch, Economic Statistical Methods and Programming Division, assisted

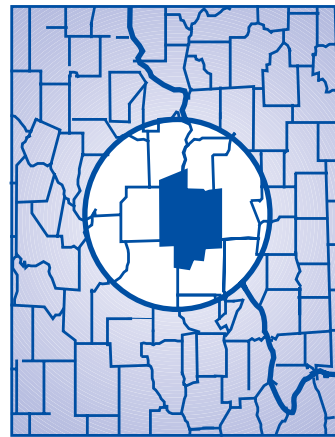
by **Dan Vacca**, supervised computer support operations. **Ed Carr** was assigned primary responsibility for programming this report. **Jerry Richards** and **Bob Penrod** provided additional support for computer operations.

**David Chapman** of the Economic Statistical Methods and Programming Division contributed to the editing system and provided other methodological improvements.

**Kim D. Ottenstein, Bernadette J. Gayle, and Laurene V. Qualls** of the Administrative and Customer Services Division, **Walter C. Odom**, Chief, provided publications and printing management, graphics design and composition, and editorial review for print and electronic media. General direction and production management were provided by **Michael G. Garland**, Assistant Chief, and **Gary J. Lauffer**, Chief, Publications Services Branch.

Special acknowledgment is also due the many businesses whose cooperation has contributed to the publication of these data.

## County Business Patterns



### **U.S. Department of Commerce**

**Donald L. Evans,**  
Secretary

**Samuel W. Bodman,**  
Deputy Secretary

### **Economics and Statistics Administration**

**Kathleen B. Cooper,**  
Under Secretary for  
Economic Affairs

**U.S. CENSUS BUREAU**  
**Charles Louis Kincannon,**  
Director

---

SUGGESTED CITATION

U.S. Census Bureau,  
County Business Patterns 2000

**INDIANA**

Washington, DC, 2002



**Economics  
and Statistics  
Administration**

**Kathleen B. Cooper,**  
Under Secretary  
for Economic Affairs



**U.S. CENSUS BUREAU**

**Charles Louis Kincannon,**  
Director

**William G. Barron, Jr.,**  
Deputy Director

**John H. Thompson,**  
Principal Associate Director  
for Programs

**Frederick T. Knickerbocker,**  
Associate Director  
for Economic Programs

**Thomas L. Mesenbourg,**  
Assistant Director  
for Economic Programs

**Shirin A. Ahmed,**  
Chief, Economic  
Planning and Coordination  
Division

## CONTENTS

---

### General Explanation

Introduction .....	V
Industry Classifications .....	V
Data Products .....	V
Sources of Data .....	VI
Definitions of Basic Data Items .....	VI
Industry and Geography Classifications .....	VII
Comparability With Other Data .....	VII
Data Withheld From Publication .....	VII
Reliability of Data .....	VIII
Abbreviations and Symbols .....	VIII

State Map .....	IX
-----------------	----

### Tables

1. The State—Establishments, Employees, and Payroll by Major Group: 2000 and 1999 .....	1
2. The State—Employees, Payroll, and Establishments by Industry: 2000 .....	3
3. The State—Employees and Annual Payroll by Employment-Size Class: 2000 .....	32
4. The State—Establishments With 1,000 Employees or More by Major Group and Employment-Size Class: 2000 .....	37
5. The State—Employees, Payroll, and Establishments by County: 2000 and 1999 .....	38
6. Counties—Employees, Payroll, and Establishments by Industry: 2000 .....	40

Description of Pubs Issued in Previous Years—Inside Back Cover

# General Explanation

---

## INTRODUCTION

County Business Patterns is an annual series that provides subnational economic data by industry. The series is useful for studying the economic activity of small areas; analyzing economic changes over time; and as a benchmark for statistical series, surveys, and databases between economic censuses. Businesses use the data for analyzing market potential, measuring the effectiveness of sales and advertising programs, setting sales quotas, and developing budgets. Government agencies use the data for administration and planning.

County Business Patterns covers most of the country's economic activity. The series excludes data on self-employed individuals, employees of private households, railroad employees, agricultural production employees, and most government employees.

This series has been published annually since 1964 and at irregular intervals dating back to 1946. The comparability of data over time may be affected by definitional changes in establishments, activity status, and industrial classifications. For more details on these changes, see the section "Comparability With Other Data."

## INDUSTRY CLASSIFICATIONS

Data from the County Business Patterns series are published primarily on the basis of the North American Industry Classification System (NAICS). Earlier County Business Patterns data were published according to the Standard Industrial Classification (SIC) system. While many of the individual NAICS industries correspond directly to industries as defined under the SIC system, most of the aggregate NAICS groupings do not.

Particular care should be taken in comparing data for retail trade, wholesale trade, and manufacturing, which are sector titles used in both NAICS and SIC, but cover somewhat different groups of industries. For more information on NAICS and changes from the SIC system, go to [www.census.gov/epcd/www/naics.html](http://www.census.gov/epcd/www/naics.html)

The 2000 County Business Patterns series includes the following NAICS sectors:

<i>Sector</i>	<i>Description</i>
11	Forestry, Fishing, Hunting, and Agriculture Support
21	Mining
22	Utilities

<i>Sector</i>	<i>Description</i>
23	Construction
31-33	Manufacturing
42	Wholesale Trade
44-45	Retail Trade
48-49	Transportation and Warehousing
51	Information
52	Finance and Insurance
53	Real Estate and Rental and Leasing
54	Professional, Scientific, and Technical Services
55	Management of Companies and Enterprises
56	Administrative and Support and Waste Management and Remediation Services
61	Educational Services
62	Health Care and Social Assistance
71	Arts, Entertainment, and Recreation
72	Accommodation and Food Services
81	Other Services (except Public Administration)
95	Auxiliaries (except corporate, subsidiary, and regional management)
99	Unclassified

County Business Patterns data are tabulated by industry as defined in the manual entitled *North American Industry Classification System: United States, 1997* with some exceptions. Data for auxiliary establishments (except corporate, subsidiary, and regional managing offices) will be tabulated in a separate category (Sector 95).

The 2000 County Business Patterns covers all NAICS industries except crop and animal production (NAICS 111,112), rail transportation (NAICS 482), National Postal Service (NAICS 491), pension, health, welfare, and vacation funds (NAICS 525110, 525120, 525190), trusts, estates, and agency accounts (NAICS 525920), private households (NAICS 814), and public administration (NAICS 92).

## DATA PRODUCTS

### Reports

The County Business Patterns data series includes a separate printed report for each state, the District of Columbia, Puerto Rico, and the United States. Individual state reports present payroll and employment data for the state and counties by industry. The reports also include the number of establishments by industry and employment size class.

---

The United States report presents similar data for the country as a whole. In addition, the U.S. report provides employment and payroll data by employment size class for major industry groups.

Data for industries with fewer than 100 employees, as well as data for detailed industries withheld to avoid disclosing data for individual companies, are not shown in the printed reports. However, these data are available on CD-ROM and other computer products.

### **Electronic Data Formats**

County Business Patterns series data are available on CD-ROM, computer tapes and diskettes. The CD-ROM also includes software for creating County Business Patterns data files compatible with popular database and spreadsheet software. In addition, ZIP Code Business Patterns data are available on CD-ROM and are available shortly after the release of County Business Patterns, and include the number of establishments by NAICS industry.

Publications also are available in Portable Document Format (PDF) at [www.census.gov/prod/www/abs/cbptotal.html](http://www.census.gov/prod/www/abs/cbptotal.html). In order to view these files, you will need the Adobe(R) Acrobat(R) Reader, which is available for free from the Adobe web site at [www.adobe.com](http://www.adobe.com). Alternatively, the Census Bureau will print the publication, give it a glue binding, and ship it to you for a fee.

For information and options to order County Business Patterns data products, contact:

Customer Services Center  
Marketing Services Office  
U.S. Census Bureau  
Washington, DC 20233

Telephone: 301-457-4100  
Internet address: [www.census.gov/](http://www.census.gov/)

### **Special Tabulations**

Special tabulations of County Business Patterns are available on a cost-reimbursable basis. For more information, contact:

U.S. Census Bureau  
Economic Planning and Coordination Division  
Register Analysis Branch  
Washington, DC 20233

Telephone: 301-457-2580  
Fax: 301-457-4433  
E-mail: [cbp@census.gov](mailto:cbp@census.gov)

### **SOURCES OF DATA**

County Business Patterns basic data items are extracted from the Standard Statistical Establishment List, a file of all known single and multiestablishment employer companies maintained and updated by the U.S. Census Bureau. The annual Company Organization Survey provides individual

establishment data for multiestablishment companies. Data for single-establishment companies are obtained from various Census Bureau programs, such as the Annual Survey of Manufactures and Current Business Surveys, as well as from administrative records of the Internal Revenue Service, the Social Security Administration, and the Bureau of Labor Statistics.

### **DEFINITIONS OF BASIC DATA ITEMS**

#### **Establishments**

An establishment is a single physical location at which business is conducted or services or industrial operations are performed. It is not necessarily identical with a company or enterprise, which may consist of one or more establishments. When two or more activities are carried on at a single location under a single ownership, all activities generally are grouped together as a single establishment. The entire establishment is classified on the basis of its major activity and all data are included in that classification.

Establishment-size designations are determined by paid employment in the mid-March pay period. The size group "1 to 4" includes establishments that did not report any paid employees in the mid-March pay period but paid wages to at least one employee at some time during the year.

Establishment counts represent the number of locations with paid employees any time during the year. This series excludes governmental establishments except for wholesale liquor establishments (NAICS 4228), retail liquor stores (NAICS 44531), Federally-chartered savings institutions (NAICS 522120), Federally-chartered credit unions (NAICS 522130), and hospitals (NAICS 622).

#### **Payroll**

Total payroll includes all forms of compensation, such as salaries, wages, reported tips, commissions, bonuses, vacation allowances, sick-leave pay, employee contributions to qualified pension plans, and the value of taxable fringe benefits. For corporations, it includes amounts paid to officers and executives; for unincorporated businesses, it does not include profit or other compensation of proprietors or partners. Payroll is reported before deductions for Social Security, income tax, insurance, union dues, etc. First-quarter payroll consists of payroll during the January-to-March quarter.

#### **Mid-March Employment**

Paid employment consists of full- and part-time employees, including salaried officers and executives of corporations, who are on the payroll in the pay period including March 12. Included are employees on paid sick leave, holidays, and vacations; not included are proprietors and partners of unincorporated businesses.

---

## **INDUSTRY AND GEOGRAPHY CLASSIFICATIONS**

The quinquennial economic censuses are the primary source for industry and geography classifications. The annual Company Organization Survey, Annual Survey of Manufactures, Current Business Surveys, and other Census Bureau programs provide regular updates.

### **Industry Classification**

Additional sources for assigning industry classifications are the Social Security Administration, the Internal Revenue Service, and the Bureau of Labor Statistics. These sources provide industry classification information for new businesses and businesses not canvassed in the Census Bureau programs. Establishments without sufficient industry information are tabulated in the “unclassified establishments” group.

Industry classifications are explained in an appendix in the U.S. Summary. The industry titles used throughout this series are the short NAICS titles; complete descriptions are contained in the manual entitled *North American Industry Classification System: United States, 1997*.

### **Geography Classification**

Most geography codes are derived from the physical location address reported in Census Bureau programs. The Internal Revenue Service provides supplemental address information. Those employers without a fixed location within a state (or of unknown county location) are included under a “statewide” classification at the end of the county tables. This incomplete detail causes only slight understatement of county employment. The independent cities in Virginia, and the cities of Baltimore, MD; Carson City, NV; and St. Louis, MO, are treated as separate counties.

### **Employee Leasing Services**

Historically, the permanent on-site work force at a business location were paid employees of that establishment. This traditional practice of firms directly hiring employees is still the dominant employer/employee relationship in the United States. However, over the past decade a new work force arrangement has emerged.

Under this new arrangement, a company commonly known as an employee leasing company or professional employer organization (PEO) operates in a co-employment relationship with client businesses. Employee leasing establishments typically acquire and lease back some or all of the employees of their clients, and serve as the employer of record of the leased employees for payroll, benefits, and related purposes.

The 2000 CBP shows over 1.25 million employees in employee leasing services (NAICS 561330), up significantly from the approximately 1 million employees published in the 1999 CBP. Clearly, the employees are not classified in the predominant industry of the client businesses.

Also, leasing companies may pay these employees out of a single payroll office. This may result in the leasing company’s employment and payroll data being reported in the county where the payroll office is located, thus distorting the data for that county. In some cases, many thousands of employees may be paid from a single payroll office. Therefore, for geography purposes, we may publish employee-leasing establishments in the “statewide” category in states where such payroll offices are located, as these establishments service multiple counties.

## **COMPARABILITY WITH OTHER DATA**

### **Earlier County Business Patterns**

The comparability of data with previous County Business Patterns series may be affected by the following definitional changes:

- The change from a “reporting unit” concept to establishment based data in 1974
- The change in definition of “active” establishments in 1983
- The change in industrial classification definitions, the most recent occurring in 1998

A description of previous County Business Patterns publications is provided on the inside back cover.

### **1997 Economic Census**

Definitional and coverage differences may affect the direct comparison of 1997 Economic Census and County Business Patterns data. Definitions of an establishment, employment, and payroll are detailed in the introductory text of each publication.

The 1997 Economic Census generally uses respondent-reported data. The County Business Patterns uses administrative record data for small establishments. Although efforts are made to resolve significant differences in the data, differences are known to exist.

Some large companies report different activities at the same location as separate profit centers. The County Business Patterns program treats each profit center as a separate establishment. The 1997 Economic Census may combine the profit centers into one establishment. This results in establishment count differences.

### **DATA WITHHELD FROM PUBLICATION**

In accordance with U.S. Code, Title 13, Section 9, no data are published that would disclose the operations of an individual employer. However, the number of establishments in an industry classification and the distribution of these establishments by employment-size class are not considered to be disclosures, and so this information may be released even though other information is withheld from publications.



---

## RELIABILITY OF DATA

All data are tabulated from universe files and are not subject to sampling errors. However, the data are subject to nonsampling errors. Nonsampling errors can be attributed to many sources: inability to identify all cases in the universe; definition and classification difficulties; differences in interpretation of questions; errors in recording or coding the data obtained; and estimation of employers who reported too late to be included in the tabulations and for records with missing or misreported data.

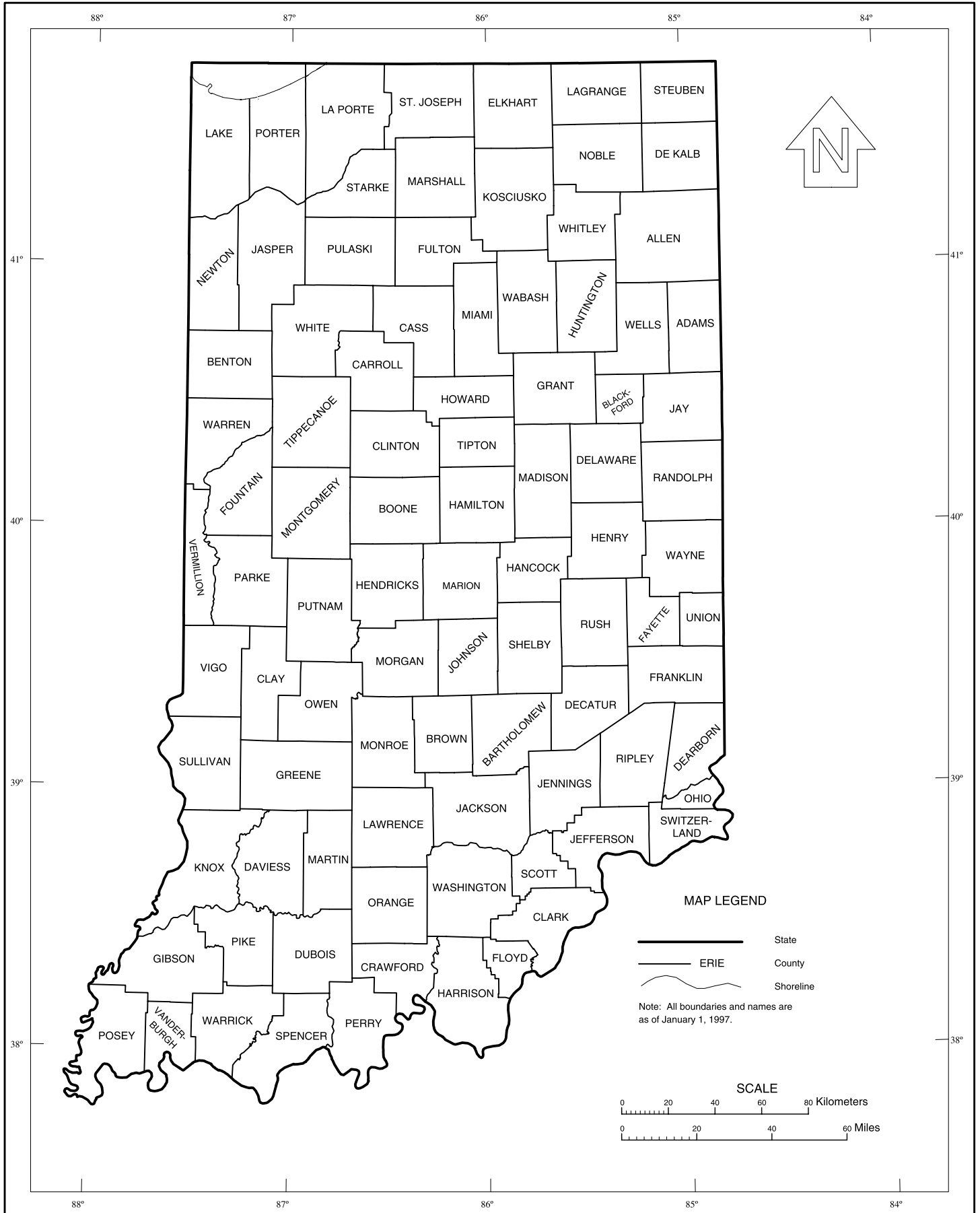
The accuracy of the data is determined by the joint effects of the various nonsampling errors. No direct measurement of these effects has been obtained; however, precautionary steps were taken in all phases of collection, processing, and tabulation to minimize the effects of nonsampling errors.

## ABBREVIATIONS AND SYMBOLS

The following abbreviations and symbols are used in this publication:

–	Represents zero.
A-C, E-M	Entered in place of employment data, represents an employment-size class as defined in the footnote of the tables.
(D)	Withheld to avoid disclosing data for individual companies; data are included in broader industry totals.
n.e.c.	Not elsewhere classified.
NAICS	North American Industry Classification System.

# County Business Patterns--Indiana



**Table 1. The State—Establishments, Employees, and Payroll by Major Group: 2000 and 1999**

[Excludes most government employees, railroad employees, and self-employed persons. (D) denotes figures withheld to avoid disclosing data for individual companies; the data are included in broader industry totals. For explanation of terms, abbreviations, and data reliability/comparability, see introductory text]

NAICS code	Major group	2000				1999			
		Number of establishments	Number of employees for week including March 12	Payroll (\$1,000)		Number of establishments	Number of employees for week including March 12	Payroll (\$1,000)	
				First quarter	Annual			First quarter	Annual
	<b>Total .....</b>	<b>146 321</b>	<b>2 650 774</b>	<b>19 581 532</b>	<b>78 992 813</b>	<b>146 528</b>	<b>2 580 408</b>	<b>17 965 481</b>	<b>75 591 951</b>
<b>11</b>	<b>Forestry, fishing, hunting, and agriculture support .....</b>	<b>245</b>	<b>1 549</b>	<b>9 187</b>	<b>43 501</b>	<b>260</b>	<b>2 118</b>	<b>10 432</b>	<b>48 269</b>
113	Forestry and logging .....	92	(F)	(D)	(D)	91	(F)	(D)	(D)
114	Fishing, hunting & trapping .....	4	(B)	(D)	(D)	5	(B)	(D)	(D)
115	Agriculture & forestry support activities .....	149	(F)	(D)	(D)	164	1 382	6 694	31 403
<b>21</b>	<b>Mining .....</b>	<b>323</b>	<b>5 314</b>	<b>52 787</b>	<b>225 699</b>	<b>333</b>	<b>6 014</b>	<b>62 308</b>	<b>272 705</b>
211	Oil & gas extraction .....	54	341	1 519	6 973	56	338	1 645	7 408
212	Mining (except oil & gas) .....	218	4 247	43 923	192 370	221	5 095	55 047	238 899
213	Mining support activities .....	51	726	7 345	26 356	56	581	5 616	26 398
<b>22</b>	<b>Utilities .....</b>	<b>490</b>	<b>18 156</b>	<b>265 552</b>	<b>1 016 819</b>	<b>475</b>	<b>16 847</b>	<b>238 746</b>	<b>888 222</b>
221	Utilities .....	490	18 156	265 552	1 016 819	475	16 847	238 746	888 222
<b>23</b>	<b>Construction .....</b>	<b>16 438</b>	<b>151 813</b>	<b>1 199 813</b>	<b>5 379 486</b>	<b>16 591</b>	<b>142 986</b>	<b>1 044 590</b>	<b>5 097 320</b>
233	Building, developing & general contracting .....	5 302	39 852	323 786	1 374 693	5 467	39 034	293 538	1 344 236
234	Heavy construction .....	791	18 863	165 413	893 112	798	17 372	142 813	832 757
235	Special trade contractors .....	10 345	93 098	710 614	3 111 681	10 326	86 580	608 239	2 920 327
<b>31-33</b>	<b>Manufacturing .....</b>	<b>9 262</b>	<b>639 185</b>	<b>6 419 925</b>	<b>25 143 409</b>	<b>9 320</b>	<b>637 426</b>	<b>5 953 045</b>	<b>24 712 126</b>
311	Food mfg .....	497	30 996	252 523	1 091 810	483	31 984	242 134	1 050 968
312	Beverage & tobacco product mfg .....	48	2 716	24 686	104 564	40	3 038	23 092	109 703
313	Textile mills .....	38	471	2 375	10 641	34	367	1 889	10 308
314	Textile product mills .....	134	4 006	24 855	102 679	131	4 047	23 045	98 725
315	Apparel manufacturing .....	119	2 102	12 344	51 671	101	1 981	11 057	50 127
316	Leather & allied product mfg .....	25	510	2 591	11 062	27	758	3 994	18 177
321	Wood product mfg .....	608	22 653	155 585	647 406	600	23 071	143 238	672 611
322	Paper mfg .....	170	12 869	114 977	460 996	172	13 189	109 691	465 121
323	Printing & related support activities .....	772	20 894	162 668	680 623	815	21 143	155 981	666 754
324	Petroleum & coal products mfg .....	55	3 276	44 892	176 842	57	3 255	39 452	167 871
325	Chemical mfg .....	306	24 702	360 434	1 419 108	310	23 955	355 265	1 292 574
326	Plastics & rubber products mfg .....	612	53 521	400 265	1 626 888	634	53 655	380 604	1 614 977
327	Nonmetallic mineral product mfg .....	486	19 462	166 422	705 548	476	19 374	158 598	705 180
331	Primary metal prod .....	288	63 065	796 447	3 124 120	277	62 306	734 614	3 012 184
332	Fabricated metal product mfg .....	1 866	72 762	604 819	2 469 155	1 878	75 126	567 658	2 459 380
333	Machinery mfg .....	1 025	50 524	490 094	1 961 415	1 046	49 392	467 711	1 952 177
334	Computer & electronic product mfg .....	253	26 427	237 916	932 585	251	25 768	216 106	916 892
335	Electrical equip, appliance & component mfg .....	184	20 353	177 950	703 243	187	21 392	169 792	693 997
336	Transportation equipment mfg .....	659	155 364	1 981 856	7 197 629	671	151 577	1 766 391	7 132 399
337	Furniture & related product mfg .....	479	27 818	188 841	772 568	483	28 560	181 939	774 966
339	Miscellaneous mfg .....	638	24 694	217 385	893 056	647	23 488	200 794	847 035
<b>42</b>	<b>Wholesale trade .....</b>	<b>8 642</b>	<b>120 010</b>	<b>1 129 919</b>	<b>4 606 917</b>	<b>8 788</b>	<b>118 785</b>	<b>1 025 258</b>	<b>4 384 107</b>
421	Wholesale trade, durable goods .....	5 846	77 599	773 132	3 115 828	5 930	76 472	699 506	2 963 589
422	Wholesale trade, nondurable goods .....	2 796	42 411	356 787	1 491 089	2 858	42 313	325 752	1 420 518
<b>44-45</b>	<b>Retail trade .....</b>	<b>24 261</b>	<b>353 832</b>	<b>1 520 291</b>	<b>6 331 541</b>	<b>24 431</b>	<b>347 998</b>	<b>1 392 272</b>	<b>6 070 539</b>
441	Motor vehicle & parts dealers .....	3 226	44 687	317 850	1 337 197	3 243	42 716	288 234	1 306 468
442	Furniture & home furnishing stores .....	1 372	10 596	56 738	237 021	1 376	10 517	52 101	232 741
443	Electronics & appliance stores .....	990	8 439	44 972	179 633	975	8 037	40 302	169 779
444	Bldg material & garden equip & supp dealers .....	2 429	32 501	190 250	795 073	2 461	31 454	169 186	759 907
445	Food & beverage stores .....	2 808	63 629	203 280	814 471	2 856	63 933	191 985	789 983
446	Health & personal care stores .....	1 564	20 274	100 652	416 737	1 640	21 562	92 547	395 931
447	Gasoline stations .....	2 860	26 512	88 321	364 056	2 787	26 552	79 141	343 469
448	Clothing & clothing accessories stores .....	2 785	25 194	75 915	315 725	2 828	24 174	69 125	301 398
451	Sporting goods, hobby, book & music stores .....	1 361	13 194	38 564	165 666	1 397	12 431	36 442	161 652
452	General merchandise stores .....	1 011	73 962	249 618	1 066 324	988	72 902	239 312	994 632
453	Miscellaneous store retailers .....	2 947	20 713	68 647	295 292	2 940	19 468	57 453	270 105
454	Nonstore retailers .....	908	14 131	85 484	344 346	940	14 252	76 444	344 474
<b>48-49</b>	<b>Transportation &amp; warehousing .....</b>	<b>4 537</b>	<b>96 937</b>	<b>706 686</b>	<b>2 977 289</b>	<b>4 520</b>	<b>89 418</b>	<b>632 618</b>	<b>2 790 780</b>
481	Air transportation .....	72	8 515	80 548	334 883	74	8 244	76 658	317 601
483	Water transportation .....	10	(G)	(D)	(D)	13	(G)	(D)	(D)
484	Truck transportation .....	3 265	53 056	421 699	1 763 916	3 254	50 968	371 230	1 688 425
485	Transit & ground passenger transportation .....	226	3 530	12 177	51 987	237	3 601	11 987	49 768
486	Pipeline transportation .....	50	(F)	(D)	(D)	47	(F)	(D)	(D)
487	Scenic & sightseeing transportation .....	16	(E)	(D)	(D)	15	(E)	(D)	(D)
488	Transportation support activities .....	502	7 687	49 394	203 643	498	7 216	40 667	171 408
492	Couriers & messengers .....	234	16 822	83 519	383 496	223	12 920	79 241	347 540
493	Warehousing & storage .....	162	4 432	29 340	118 743	159	3 795	23 344	109 429
<b>51</b>	<b>Information .....</b>	<b>2 200</b>	<b>47 743</b>	<b>443 479</b>	<b>1 751 733</b>	<b>2 161</b>	<b>45 107</b>	<b>385 727</b>	<b>1 563 614</b>
511	Publishing industries .....	472	15 834	130 765	524 589	476	16 273	121 258	497 100
512	Motion picture & sound recording industries .....	299	3 988	10 084	40 787	301	3 358	9 871	43 519
513	Broadcasting & telecommunications .....	1 105	21 792	242 330	931 096	1 080	20 160	207 893	829 850
514	Information & data processing services .....	324	6 129	60 300	255 261	304	5 316	46 705	193 145
<b>52</b>	<b>Finance &amp; insurance .....</b>	<b>9 513</b>	<b>109 480</b>	<b>1 191 828</b>	<b>4 313 303</b>	<b>9 441</b>	<b>112 357</b>	<b>1 199 224</b>	<b>4 427 830</b>
522	Credit intermediation & related activities .....	4 318	55 529	467 953	1 709 981	4 315	60 002	489 065	1 924 306
523	Security, commodity contracts & like activity .....	1 148	(I)	(D)	(D)	953	7 434	153 504	585 173
524	Insurance carriers & related activities .....	4 016	44 662	528 192	1 958 047	4 143	44 331	552 985	1 904 761
525	Funds, trusts, & other financial vehicles (part) .....	31	(C)	(D)	(D)	30	590	3 670	13 590
<b>53</b>	<b>Real estate &amp; rental &amp; leasing .....</b>	<b>5 478</b>	<b>35 621</b>	<b>227 254</b>	<b>920 093</b>	<b>5 493</b>	<b>33 215</b>	<b>187 650</b>	<b>803 044</b>
531	Real estate .....	3 947	21 378	148 376	596 718	3 913	19 353	115 649	488 899
532	Rental & leasing services .....	1 514	13 899	75 043	308 777	1 566	13 701	69 380	303 537
533	Lessors of other nonfinancial intangible asset .....	17	344	3 835	14 598	14	161	2 621	10 608

See footnotes at end of table.

**Table 1. The State—Establishments, Employees, and Payroll by Major Group: 2000 and 1999—Con.**

[Excludes most government employees, railroad employees, and self-employed persons. (D) denotes figures withheld to avoid disclosing data for individual companies; the data are included in broader industry totals. For explanation of terms, abbreviations, and data reliability/comparability, see introductory text]

NAICS code	Major group	2000				1999			
		Number of establishments	Number of employees for week including March 12	Payroll (\$1,000)		Number of establishments	Number of employees for week including March 12	Payroll (\$1,000)	
				First quarter	Annual			First quarter	Annual
<b>54</b>	<b>Professional, scientific &amp; technical services</b> .....	<b>11 333</b>	<b>90 126</b>	<b>763 136</b>	<b>3 265 118</b>	<b>11 223</b>	<b>85 974</b>	<b>683 995</b>	<b>3 066 733</b>
541	Professional, scientific & technical services .....	11 333	90 126	763 136	3 265 118	11 223	85 974	683 995	3 066 733
<b>55</b>	<b>Management of companies &amp; enterprises</b> .....	<b>859</b>	<b>48 154</b>	<b>912 462</b>	<b>3 070 260</b>	<b>881</b>	<b>44 904</b>	<b>879 748</b>	<b>2 769 693</b>
551	Management of companies & enterprises .....	859	48 154	912 462	3 070 260	881	44 904	879 748	2 769 693
<b>56</b>	<b>Admin, support, waste mgt, remediation services</b> .....	<b>6 737</b>	<b>153 442</b>	<b>759 295</b>	<b>3 261 626</b>	<b>6 685</b>	<b>140 081</b>	<b>659 667</b>	<b>2 992 847</b>
561	Administrative & support services .....	6 358	146 407	703 196	3 019 718	6 308	133 576	611 901	2 779 260
562	Waste management & remediation services .....	379	7 035	56 099	241 908	377	6 505	47 766	213 587
<b>61</b>	<b>Educational services</b> .....	<b>1 139</b>	<b>46 778</b>	<b>218 466</b>	<b>894 892</b>	<b>1 105</b>	<b>43 318</b>	<b>195 551</b>	<b>827 544</b>
611	Educational services .....	1 139	46 778	218 466	894 892	1 105	43 318	195 551	827 544
<b>62</b>	<b>Health care and social assistance</b> .....	<b>12 616</b>	<b>319 506</b>	<b>2 130 112</b>	<b>9 116 785</b>	<b>12 627</b>	<b>314 164</b>	<b>1 946 183</b>	<b>8 724 968</b>
621	Ambulatory health care services .....	8 443	88 831	765 477	3 520 128	8 465	86 513	696 069	3 353 319
622	Hospitals .....	184	124 530	926 287	3 790 646	175	124 684	856 380	3 686 052
623	Nursing & residential care facilities .....	1 320	65 940	298 834	1 228 780	1 356	65 505	272 630	1 156 985
624	Social assistance .....	2 669	40 205	139 514	577 231	2 631	37 462	121 104	528 612
<b>71</b>	<b>Arts, entertainment &amp; recreation</b> .....	<b>1 953</b>	<b>39 594</b>	<b>233 550</b>	<b>949 222</b>	<b>1 947</b>	<b>37 469</b>	<b>196 722</b>	<b>861 825</b>
711	Performing arts, spectator sports & related industries .....	460	5 901	93 409	316 138	459	5 708	69 853	265 877
712	Museums, historical sites & like institutions .....	102	1 584	8 185	33 946	106	1 543	6 962	31 621
713	Amusement, gambling & recreation industries .....	1 391	32 109	131 956	599 138	1 382	30 218	119 907	564 327
<b>72</b>	<b>Accommodation &amp; food services</b> .....	<b>11 698</b>	<b>221 882</b>	<b>540 806</b>	<b>2 307 617</b>	<b>11 673</b>	<b>216 472</b>	<b>489 863</b>	<b>2 188 041</b>
721	Accommodation .....	1 081	22 974	77 059	336 442	1 060	21 911	69 642	310 381
722	Food services & drinking places .....	10 617	198 908	463 747	1 971 175	10 613	194 561	420 221	1 877 660
<b>81</b>	<b>Other services (except public administration)</b> .....	<b>17 218</b>	<b>130 616</b>	<b>580 678</b>	<b>2 402 874</b>	<b>17 258</b>	<b>126 495</b>	<b>517 239</b>	<b>2 253 328</b>
811	Repair & maintenance .....	5 256	33 790	211 623	863 405	5 354	33 372	185 556	822 094
812	Personal & laundry services .....	3 960	29 474	116 873	495 636	3 924	27 849	103 443	463 193
813	Religious, grantmaking, civic, prof & like organizations .....	8 002	67 352	252 182	1 043 833	7 980	65 274	228 240	968 041
<b>95</b>	<b>Auxiliaries (exc corporate, subsidiary &amp; regional mgt)</b> .....	<b>292</b>	<b>19 372</b>	<b>270 916</b>	<b>979 043</b>	<b>289</b>	<b>18 290</b>	<b>261 928</b>	<b>824 322</b>
<b>99</b>	<b>Unclassified establishments</b> .....	<b>1 087</b>	<b>1 664</b>	<b>5 390</b>	<b>35 586</b>	<b>1 027</b>	<b>970</b>	<b>2 715</b>	<b>24 094</b>

Note: Employment-size classes are indicated as follows: A—0 to 19; B—20 to 99; C—100 to 249; E—250 to 499; F—500 to 999; G—1,000 to 2,499; H—2,500 to 4,999; I—5,000 to 9,999; J—10,000 to 24,999; K—25,000 to 49,999; L—50,000 to 99,999; M—100,000 or more.

**Table 2. The State—Employees, Payroll, and Establishments by Industry: 2000**

[Excludes most government employees, railroad employees, and self-employed persons. Size class 1 to 4 includes establishments with payroll, but no employees, during mid-March pay period. (D) denotes figures withheld to avoid disclosing data for individual companies; the data are included in broader industry totals. For explanation of terms, abbreviations, and data reliability/comparability, see introductory text]

NAICS code	Industry	Number of employees for week including March 12	Payroll (\$1,000)		Total number of establishments	Number of establishments by employment-size class									
			First quarter	Annual		1 to 4	5 to 9	10 to 19	20 to 49	50 to 99	100 to 249	250 to 499	500 to 999	1,000 or more	
	<b>Total .....</b>	<b>2 650 774</b>	<b>19 581 532</b>	<b>78 992 813</b>	<b>146 321</b>	<b>71 838</b>	<b>30 556</b>	<b>20 436</b>	<b>14 342</b>	<b>4 988</b>	<b>2 912</b>	<b>790</b>	<b>278</b>	<b>181</b>	
<b>11</b>	<b>Forestry, fishing, hunting, and agriculture support .....</b>	<b>1 549</b>	<b>9 187</b>	<b>43 501</b>	<b>245</b>	<b>188</b>	<b>32</b>	<b>15</b>	<b>7</b>	<b>2</b>	-	<b>1</b>	-	-	
113	Forestry and logging .....	(F)	(D)	(D)	92	66	16	6	3	-	-	1	-	-	
1131	Timber tract operations .....	(A)	(D)	(D)	1	1	-	-	-	-	-	-	-	-	
11311	Timber tract operations .....	(A)	(D)	(D)	1	1	-	-	-	-	-	-	-	-	
113110	Timber tract operations .....	(A)	(D)	(D)	1	1	-	-	-	-	-	-	-	-	
1132	Forest nurseries & gathering forest products .....	(A)	(D)	(D)	3	2	1	-	-	-	-	-	-	-	
11321	Forest nurseries & gathering forest products .....	(A)	(D)	(D)	3	2	1	-	-	-	-	-	-	-	
113210	Forest nurseries & gathering forest products .....	(A)	(D)	(D)	3	2	1	-	-	-	-	-	-	-	
1133	Logging .....	(F)	(D)	(D)	88	63	15	6	3	-	-	1	-	-	
11331	Logging .....	(F)	(D)	(D)	88	63	15	6	3	-	-	1	-	-	
113310	Logging .....	(F)	(D)	(D)	88	63	15	6	3	-	-	1	-	-	
114	Fishing, hunting & trapping .....	(B)	(D)	(D)	4	3	-	1	-	-	-	-	-	-	
1141	Fishing .....	(A)	(D)	(D)	1	1	-	-	-	-	-	-	-	-	
11411	Fishing .....	(A)	(D)	(D)	1	1	-	-	-	-	-	-	-	-	
114111	Finfish fishing .....	(A)	(D)	(D)	1	1	-	-	-	-	-	-	-	-	
1142	Hunting & trapping .....	(B)	(D)	(D)	3	2	-	1	-	-	-	-	-	-	
11421	Hunting & trapping .....	(B)	(D)	(D)	3	2	-	1	-	-	-	-	-	-	
114210	Hunting & trapping .....	(B)	(D)	(D)	3	2	-	1	-	-	-	-	-	-	
115	Agriculture & forestry support activities .....	(F)	(D)	(D)	149	119	16	8	4	2	-	-	-	-	
1151	Crop production support activities .....	(E)	(D)	(D)	74	59	5	4	4	2	-	-	-	-	
11511	Crop production support activities .....	(E)	(D)	(D)	74	59	5	4	4	2	-	-	-	-	
115111	Cotton ginning .....	(A)	(D)	(D)	1	1	-	-	-	-	-	-	-	-	
115112	Soil preparation, planting, & cultivating ..	(B)	(D)	(D)	40	36	2	2	-	-	-	-	-	-	
115113	Crop harvesting, primarily by machine ..	(A)	(D)	(D)	2	2	-	-	-	-	-	-	-	-	
115114	Postharvest crop activities (exc ginning) .....	(E)	(D)	(D)	14	5	2	1	4	2	-	-	-	-	
115115	Farm labor contractors & crew leaders ..	(A)	(D)	(D)	7	7	-	-	-	-	-	-	-	-	
115116	Farm management services .....	(B)	(D)	(D)	10	8	1	1	-	-	-	-	-	-	
1152	Animal production support activities .....	(C)	(D)	(D)	65	51	10	4	-	-	-	-	-	-	
11521	Animal production support activities .....	(C)	(D)	(D)	65	51	10	4	-	-	-	-	-	-	
115210	Animal production support activities .....	(C)	(D)	(D)	65	51	10	4	-	-	-	-	-	-	
1153	Forestry support activities .....	(B)	(D)	(D)	10	9	1	-	-	-	-	-	-	-	
11531	Forestry support activities .....	(B)	(D)	(D)	10	9	1	-	-	-	-	-	-	-	
115310	Forestry support activities .....	(B)	(D)	(D)	10	9	1	-	-	-	-	-	-	-	
<b>21</b>	<b>Mining .....</b>	<b>5 314</b>	<b>52 787</b>	<b>225 699</b>	<b>323</b>	<b>117</b>	<b>59</b>	<b>85</b>	<b>37</b>	<b>15</b>	<b>10</b>	-	-	-	
211	Oil & gas extraction .....	341	1 519	6 973	54	37	11	4	1	-	1	-	-	-	
2111	Oil & gas extraction .....	341	1 519	6 973	54	37	11	4	1	-	1	-	-	-	
21111	Oil & gas extraction .....	341	1 519	6 973	54	37	11	4	1	-	1	-	-	-	
211111	Crude petroleum & natural gas extraction .....	341	1 519	6 973	54	37	11	4	1	-	1	-	-	-	
212	Mining (except oil & gas) .....	4 247	43 923	192 370	218	48	42	76	33	13	6	-	-	-	
2121	Coal mining .....	1 593	22 135	89 717	33	4	4	6	8	6	5	-	-	-	
21211	Coal mining .....	1 593	22 135	89 717	33	4	4	6	8	6	5	-	-	-	
212111	Bituminous coal & lignite surface mining .....	(G)	(D)	(D)	29	4	4	5	7	6	3	-	-	-	
212112	Bituminous coal underground mining .....	(E)	(D)	(D)	4	-	-	1	1	-	2	-	-	-	
2122	Metal ore mining .....	(A)	(D)	(D)	3	3	-	-	-	-	-	-	-	-	
21222	Gold ore & silver ore mining .....	(A)	(D)	(D)	2	2	-	-	-	-	-	-	-	-	
212221	Gold ore mining .....	(A)	(D)	(D)	2	2	-	-	-	-	-	-	-	-	
21229	Other metal ore mining .....	(A)	(D)	(D)	1	1	-	-	-	-	-	-	-	-	
212299	All other metal ore mining .....	(A)	(D)	(D)	1	1	-	-	-	-	-	-	-	-	
2123	Nonmetallic mineral mining & quarrying .....	(H)	(D)	(D)	182	41	38	70	25	7	1	-	-	-	
21231	Stone mining & quarrying .....	(G)	(D)	(D)	87	13	13	35	22	3	1	-	-	-	
212311	Dimension stone mining & quarrying .....	(B)	(D)	(D)	6	1	1	3	1	-	-	-	-	-	
212312	Crushed & broken limestone mining & quarrying .....	1 460	12 709	59 041	76	8	11	32	21	3	1	-	-	-	
212319	Other crushed & broken stone mining & quarrying .....	(A)	(D)	(D)	5	4	1	-	-	-	-	-	-	-	
21232	Sand, gravel, clay, refractory minerals mining .....	(G)	(D)	(D)	93	27	25	35	3	3	-	-	-	-	
212321	Construction sand & gravel mining .....	(F)	(D)	(D)	91	27	24	34	3	3	-	-	-	-	
212322	Industrial sand mining .....	(A)	(D)	(D)	1	-	1	-	-	-	-	-	-	-	
212325	Clay & ceramic & refractory minerals mining .....	(A)	(D)	(D)	1	-	-	1	-	-	-	-	-	-	
21239	Other nonmetallic mineral mining & quarrying .....	(B)	(D)	(D)	2	1	-	-	-	1	-	-	-	-	
212393	Other chemical & fertilizer mineral mining .....	(A)	(D)	(D)	1	1	-	-	-	-	-	-	-	-	
212399	All other nonmetallic mineral mining .....	(B)	(D)	(D)	1	-	-	-	-	1	-	-	-	-	
213	Mining support activities .....	726	7 345	26 356	51	32	6	5	3	2	3	-	-	-	
2131	Mining support activities .....	726	7 345	26 356	51	32	6	5	3	2	3	-	-	-	
21311	Mining support activities .....	726	7 345	26 356	51	32	6	5	3	2	3	-	-	-	
213111	Drilling oil & gas wells .....	(B)	(D)	(D)	15	12	2	1	-	-	-	-	-	-	
213112	Oil & gas operations support activities ..	308	2 146	8 781	27	18	2	3	2	1	1	-	-	-	
213113	Support activities for coal mining .....	333	4 600	14 625	6	1	1	1	-	1	2	-	-	-	
213115	Nonmetallic minerals support activity (exc fuels) .....	(B)	(D)	(D)	3	1	1	-	1	-	-	-	-	-	

See footnotes at end of table.





**Table 2. The State—Employees, Payroll, and Establishments by Industry: 2000—Con.**

[Excludes most government employees, railroad employees, and self-employed persons. Size class 1 to 4 includes establishments with payroll, but no employees, during mid-March pay period. (D) denotes figures withheld to avoid disclosing data for individual companies; the data are included in broader industry totals. For explanation of terms, abbreviations, and data reliability/comparability, see introductory text]

NAICS code	Industry	Number of employees for week including March 12	Payroll (\$1,000)		Total number of establishments	Number of establishments by employment-size class								
			First quarter	Annual		1 to 4	5 to 9	10 to 19	20 to 49	50 to 99	100 to 249	250 to 499	500 to 999	1,000 or more
<b>31-33</b>	<b>Manufacturing—Con.</b>													
311	Food mfg—Con.													
3119	Other food mfg—Con.													
31193	Flavoring syrup & concentrate mfg .....	(E)	(D)	(D)	4	2	1	—	—	—	—	1	—	—
311930	Flavoring syrup & concentrate mfg .....	(E)	(D)	(D)	4	2	1	—	—	—	—	1	—	—
31194	Seasoning & dressing mfg .....	(E)	(D)	(D)	11	4	3	1	—	2	1	—	—	—
311941	Mayonnaise, dressing & oth prepared sauce mfg .....	399	3 353	12 102	6	3	—	—	—	2	1	—	—	—
311942	Spice & extract mfg .....	(B)	(D)	(D)	5	1	3	1	—	—	—	—	—	—
31199	All other food mfg .....	1 013	8 373	31 317	18	3	2	3	5	2	2	1	—	—
311991	Perishable prepared food mfg .....	480	2 777	12 711	8	1	2	2	2	1	—	1	—	—
311999	All other miscellaneous food mfg .....	533	5 596	18 606	10	2	1	1	3	1	2	—	—	—
312	Beverage & tobacco product mfg .....	2 716	24 686	104 564	48	19	4	5	9	3	5	2	1	—
3121	Beverage mfg .....	(H)	(D)	(D)	47	19	4	5	8	3	5	2	1	—
31211	Soft drink & ice mfg .....	1 948	18 566	69 850	24	5	2	1	7	3	4	1	1	—
312111	Soft drink mfg .....	1 778	14 054	60 256	12	1	—	—	2	3	4	1	1	—
312112	Bottled water mfg .....	(B)	(D)	(D)	2	—	—	—	2	—	—	—	—	—
312113	Ice mfg .....	(C)	(D)	(D)	10	4	2	1	3	—	—	—	—	—
31212	Breweries .....	24	186	827	9	7	1	1	—	—	—	—	—	—
312120	Breweries .....	24	186	827	9	7	1	1	—	—	—	—	—	—
31213	Wineries .....	(B)	(D)	(D)	12	7	1	3	1	—	—	—	—	—
312130	Wineries .....	(B)	(D)	(D)	12	7	1	3	1	—	—	—	—	—
31214	Distilleries .....	(F)	(D)	(D)	2	—	—	—	—	—	1	1	—	—
312140	Distilleries .....	(F)	(D)	(D)	2	—	—	—	—	—	1	1	—	—
3122	Tobacco mfg .....	(B)	(D)	(D)	1	—	—	—	1	—	—	—	—	—
31222	Tobacco product mfg .....	(B)	(D)	(D)	1	—	—	—	1	—	—	—	—	—
312229	Other tobacco product mfg .....	(B)	(D)	(D)	1	—	—	—	1	—	—	—	—	—
313	Textile mills .....	471	2 375	10 641	38	20	5	4	7	2	—	—	—	—
3131	Fiber, yarn & thread mills .....	(A)	(D)	(D)	1	1	—	—	—	—	—	—	—	—
31311	Fiber, yarn & thread mills .....	(A)	(D)	(D)	1	1	—	—	—	—	—	—	—	—
313113	Thread mills .....	(A)	(D)	(D)	1	1	—	—	—	—	—	—	—	—
3132	Fabric mills .....	(E)	(D)	(D)	18	9	3	1	4	1	—	—	—	—
31321	Broadwoven fabric mills .....	(C)	(D)	(D)	7	1	2	1	3	—	—	—	—	—
313210	Broadwoven fabric mills .....	(C)	(D)	(D)	7	1	2	1	3	—	—	—	—	—
31322	Narrow fabric mills & schiffli mach embroidery .....	(A)	(D)	(D)	5	4	1	—	—	—	—	—	—	—
313221	Narrow fabric mills .....	(A)	(D)	(D)	2	2	—	—	—	—	—	—	—	—
313222	Schiffli machine embroidery .....	(A)	(D)	(D)	3	2	1	—	—	—	—	—	—	—
31323	Nonwoven fabric mills .....	(C)	(D)	(D)	4	2	—	—	1	1	—	—	—	—
313230	Nonwoven fabric mills .....	(C)	(D)	(D)	4	2	—	—	1	1	—	—	—	—
31324	Knit fabric mills .....	(A)	(D)	(D)	2	2	—	—	—	—	—	—	—	—
313241	Weft knit fabric mills .....	(A)	(D)	(D)	1	1	—	—	—	—	—	—	—	—
313249	Other knit fabric & lace mills .....	(A)	(D)	(D)	1	1	—	—	—	—	—	—	—	—
3133	Textile, fabric finishing, fabric coating mills ..	191	1 051	5 026	19	10	2	3	3	1	—	—	—	—
31331	Textile & fabric finishing mills .....	101	462	2 262	16	10	1	3	2	—	—	—	—	—
313311	Broadwoven fabric finishing mills .....	(B)	(D)	(D)	14	8	1	3	2	—	—	—	—	—
313312	Textile, fabric finishing (exc broadwoven) mills .....	(A)	(D)	(D)	2	2	—	—	—	—	—	—	—	—
31332	Fabric coating mills .....	90	589	2 764	3	—	1	—	1	1	—	—	—	—
313320	Fabric coating mills .....	90	589	2 764	3	—	1	—	1	1	—	—	—	—
314	Textile product mills .....	4 006	24 855	102 679	134	57	24	17	17	10	6	1	2	—
3141	Textile furnishings mills .....	1 336	7 209	27 364	57	31	7	4	7	4	3	1	—	—
31411	Carpet & rug mills .....	(C)	(D)	(D)	5	2	1	1	—	—	1	—	—	—
314110	Carpet & rug mills .....	(C)	(D)	(D)	5	2	1	1	—	—	1	—	—	—
31412	Curtain & linen mills .....	(G)	(D)	(D)	52	29	6	3	7	4	2	1	—	—
314121	Curtain & drapery mills .....	619	2 875	10 921	42	25	5	3	5	3	1	—	—	—
314129	Other household textile product mills ..	(E)	(D)	(D)	10	4	1	—	2	1	1	—	—	—
3149	Other textile product mills .....	2 670	17 646	75 315	77	26	17	13	10	6	3	—	2	—
31491	Textile bag & canvas mills .....	1 107	6 519	27 856	45	15	16	6	4	3	—	—	1	—
314911	Textile bag mills .....	(C)	(D)	(D)	5	2	—	—	—	1	—	—	—	—
314912	Canvas & related product mills .....	(F)	(D)	(D)	40	13	14	6	4	2	—	—	1	—
31499	All other textile product mills .....	1 563	11 127	47 459	32	11	1	7	6	3	3	—	1	—
314992	Tire cord & tire fabric mills .....	(C)	(D)	(D)	1	—	—	—	—	—	1	—	—	—
314999	All other miscellaneous textile product mills .....	(G)	(D)	(D)	31	11	1	7	6	3	2	—	1	—
315	Apparel manufacturing .....	2 102	12 344	51 671	119	61	16	21	7	12	1	1	—	—
3151	Apparel knitting mills .....	(C)	(D)	(D)	7	3	—	1	—	3	—	—	—	—
31511	Hosiery & sock mills .....	(B)	(D)	(D)	5	3	—	1	—	1	—	—	—	—
315111	Sheer hosiery mills .....	(B)	(D)	(D)	2	1	—	—	—	—	—	—	—	—
315119	Other hosiery & sock mills .....	(A)	(D)	(D)	3	2	—	1	—	—	—	—	—	—
31519	Other apparel knitting mills .....	(C)	(D)	(D)	2	—	—	—	—	2	—	—	—	—
315191	Outerwear knitting mills .....	(C)	(D)	(D)	2	—	—	—	—	2	—	—	—	—
3152	Cut & sew apparel mfg .....	1 709	10 646	43 931	95	51	12	17	4	9	1	1	—	—
31521	Cut & sew apparel contractors .....	(E)	(D)	(D)	46	29	8	7	—	2	—	—	—	—
315211	Men's, boys' cut & sew apparel contractors .....	(B)	(D)	(D)	5	3	1	—	—	1	—	—	—	—
315212	Women's, girls', infants, cut, sew apparel contr .....	(C)	(D)	(D)	41	26	7	7	—	1	—	—	—	—
31522	Men's, boys' cut & sew apparel mfg .....	1 149	8 061	30 976	19	4	—	6	2	5	1	1	—	—
315222	Men's, boys' cut & sew suit, coat, overcoat mfg .....	(E)	(D)	(D)	3	1	—	—	—	1	—	—	—	—
315223	Men's, boys' cut & sew shirt (exc work) mfg .....	(B)	(D)	(D)	2	1	—	—	—	1	—	—	—	—
315224	Men's, boys' cut & sew trouser, slack, jean mfg .....	(E)	(D)	(D)	3	1	—	—	—	1	—	1	—	—
315225	Men's, boys' cut & sew work clothing mfg .....	175	976	4 279	4	—	—	1	1	2	—	—	—	—
315228	Men's, boys' cut & sew oth outerwear mfg .....	(C)	(D)	(D)	7	1	—	5	1	—	—	—	—	—

See footnotes at end of table.













**Table 2. The State—Employees, Payroll, and Establishments by Industry: 2000—Con.**

[Excludes most government employees, railroad employees, and self-employed persons. Size class 1 to 4 includes establishments with payroll, but no employees, during mid-March pay period. (D) denotes figures withheld to avoid disclosing data for individual companies; the data are included in broader industry totals. For explanation of terms, abbreviations, and data reliability/comparability, see introductory text]

NAICS code	Industry	Number of employees for week including March 12	Payroll (\$1,000)		Total number of establishments	Number of establishments by employment-size class								
			First quarter	Annual		1 to 4	5 to 9	10 to 19	20 to 49	50 to 99	100 to 249	250 to 499	500 to 999	1,000 or more
<b>31-33</b>	<b>Manufacturing—Con.</b>													
333	Machinery mfg—Con.													
3336	Engine, turbine & power transmsn equip mfg	10 137	118 398	456 853	41	5	—	9	8	4	5	4	2	4
33361	Engine, turbine & power transmsn equip mfg	10 137	118 398	456 853	41	5	—	9	8	4	5	4	2	4
333611	Turbine & turbine generator set unit mfg	(F)	(D)	(D)	5	—	—	1	1	1	2	—	—	—
333612	Speed changer, ind high-speed drive & gear mfg	1 753	20 276	75 701	8	1	—	3	—	1	1	1	—	1
333613	Mechanical power transmission equipment mfg	(G)	(D)	(D)	12	3	—	2	4	—	1	1	1	—
333618	Other engine equipment mfg	6 617	80 215	307 964	16	1	—	3	3	2	1	2	1	3
3339	Other general purpose machinery mfg	11 554	105 291	423 675	204	39	26	28	52	29	21	7	1	1
33391	Pump & compressor mfg	2 617	25 568	103 325	29	3	1	3	11	4	4	2	1	—
333911	Pump & pumping equipment mfg	(F)	(D)	(D)	7	2	—	2	1	—	1	1	—	—
333912	Air & gas compressor mfg	1 020	11 417	47 461	18	1	1	1	9	4	1	1	—	—
333913	Measuring & dispensing pump mfg	(G)	(D)	(D)	4	—	—	—	1	—	2	—	1	—
33392	Material handling equipment mfg	5 277	48 555	189 637	66	10	7	6	22	8	8	4	—	1
333921	Elevator & moving stairway mfg	(G)	(D)	(D)	5	1	—	—	1	1	—	1	—	1
333922	Conveyor & conveying equipment mfg	(G)	(D)	(D)	34	6	5	3	11	6	3	—	—	—
333923	Overhead crane, hoist & monorail system mfg	318	2 756	11 582	8	2	—	—	4	1	1	—	—	—
333924	Ind truck, tractor, trailer, stacker mach mfg	2 061	18 293	71 532	19	1	2	3	6	—	4	3	—	—
333991	All other general purpose machinery mfg	3 660	31 168	130 713	109	26	18	19	19	17	9	1	—	—
333991	Power-driven handtool mfg	(B)	(D)	(D)	3	1	—	1	—	1	—	—	—	—
333992	Welding & soldering equipment mfg	313	3 051	13 707	6	1	—	1	2	1	1	—	—	—
333993	Packaging machinery mfg	185	1 379	5 941	10	1	2	3	3	1	—	—	—	—
333994	Industrial process furnace & oven mfg	482	4 230	17 981	12	1	3	3	1	3	1	—	—	—
333995	Fluid power cylinder & actuator mfg	495	4 320	17 692	9	1	1	1	2	2	—	—	—	—
333996	Fluid power pump & motor mfg	84	796	3 321	5	—	3	1	—	1	—	—	—	—
333997	Scale & balance (except laboratory) mfg	(B)	(D)	(D)	3	—	1	—	2	—	—	—	—	—
333999	All other general purpose machinery mfg	1 947	16 459	68 414	61	21	8	9	9	8	5	1	—	—
334	Computer & electronic product mfg	26 427	237 916	932 585	253	71	32	38	43	22	23	10	10	4
3341	Computer & peripheral equipment mfg	(E)	(D)	(D)	20	9	4	3	2	1	1	—	—	—
33411	Computer & peripheral equipment mfg	(E)	(D)	(D)	20	9	4	3	2	1	1	—	—	—
334111	Electronic computer mfg	(C)	(D)	(D)	6	2	1	1	1	1	—	—	—	—
334112	Computer storage device mfg	(A)	(D)	(D)	2	—	2	—	—	—	—	—	—	—
334119	Other computer peripheral equipment mfg	245	2 082	7 447	12	7	1	2	1	—	1	—	—	—
3342	Communications equipment mfg	(I)	(D)	(D)	23	9	2	3	3	1	2	—	1	2
33421	Telephone apparatus mfg	(B)	(D)	(D)	1	—	—	—	—	1	—	—	—	—
334210	Telephone apparatus mfg	(B)	(D)	(D)	1	—	—	—	—	1	—	—	—	—
33422	Radio, TV broadcast & wireless comm equip mfg	5 912	69 195	241 889	14	4	—	2	3	—	2	—	1	2
334220	Radio, TV broadcast & wireless comm equip mfg	5 912	69 195	241 889	14	4	—	2	3	—	2	—	1	2
33429	Other communications equipment mfg	(B)	(D)	(D)	8	5	2	1	—	—	—	—	—	—
334290	Other communications equipment mfg	(B)	(D)	(D)	8	5	2	1	—	—	—	—	—	—
3343	Audio & video equipment mfg	2 344	17 249	76 126	15	4	—	1	4	1	2	2	—	1
33431	Audio & video equipment mfg	2 344	17 249	76 126	15	4	—	1	4	1	2	2	—	1
334310	Audio & video equipment mfg	2 344	17 249	76 126	15	4	—	1	4	1	2	2	—	1
3344	Semiconductor & oth electronic component mfg	10 100	83 075	338 660	103	26	14	11	21	13	8	5	4	1
33441	Semiconductor & oth electronic component mfg	10 100	83 075	338 660	103	26	14	11	21	13	8	5	4	1
334411	Electron tube mfg	(G)	(D)	(D)	3	1	—	—	1	—	—	—	—	1
334412	Bare printed circuit board mfg	202	1 101	4 431	16	7	4	2	2	1	—	—	—	—
334413	Semiconductor & related device mfg	(E)	(D)	(D)	9	7	—	1	—	—	1	—	—	—
334414	Electronic capacitor mfg	(B)	(D)	(D)	1	—	—	—	1	—	—	—	—	—
334415	Electronic resistor mfg	(F)	(D)	(D)	3	—	1	—	—	1	—	—	1	—
334416	Electronic coil, transformer, oth inductor mfg	848	4 471	18 464	14	2	1	2	2	4	3	—	—	—
334417	Electronic connector mfg	675	8 357	31 511	7	—	—	2	3	1	—	1	—	—
334418	Printed circuit assembly (electronic assembly) mfg	1 818	11 882	51 751	10	2	1	1	2	1	—	2	1	—
334419	Other electronic component mfg	3 214	25 884	108 511	40	7	7	3	10	5	4	2	2	—
3345	Nav, measuring, medical, control instruments mfg	5 492	47 000	193 917	82	18	12	20	13	5	8	3	3	—
33451	Nav, measuring, medical, control instruments mfg	5 492	47 000	193 917	82	18	12	20	13	5	8	3	3	—
334510	Electromedical apparatus mfg	207	2 342	8 552	5	1	—	1	2	—	1	—	—	—
334511	Search, detection & navigation instrument mfg	(B)	(D)	(D)	3	—	—	3	—	—	—	—	—	—
334512	Automatic environmental control mfg	(G)	(D)	(D)	12	5	—	1	1	1	1	1	2	—
334513	Industrial process control mfg	888	8 215	35 645	18	2	4	3	3	3	—	—	—	—
334514	Total fluid meter & counting device mfg	(B)	(D)	(D)	2	—	1	—	1	—	—	—	—	—
334515	Electricity measuring, testing instrument mfg	1 225	11 609	46 940	10	1	1	3	2	—	1	1	1	—
334516	Analytical laboratory instrument mfg	294	2 761	10 947	7	3	1	1	—	1	1	—	—	—
334517	Irradiation apparatus mfg	(C)	(D)	(D)	5	—	—	4	—	—	1	—	—	—
334518	Watch, clock & part mfg	(E)	(D)	(D)	2	—	1	—	—	—	—	1	—	—
334519	Other measuring & controlling device mfg	227	2 151	9 246	18	6	4	4	4	—	—	—	—	—
3346	Mfg & reproducing magnetic & optical media	2 066	16 768	63 137	10	5	—	—	—	1	2	—	2	—

See footnotes at end of table.

Table 2. **The State—Employees, Payroll, and Establishments by Industry: 2000—Con.**

[Excludes most government employees, railroad employees, and self-employed persons. Size class 1 to 4 includes establishments with payroll, but no employees, during mid-March pay period. (D) denotes figures withheld to avoid disclosing data for individual companies; the data are included in broader industry totals. For explanation of terms, abbreviations, and data reliability/comparability, see introductory text]

Table with 15 columns: NAICS code, Industry, Number of employees for week including March 12, Payroll (\$1,000) (First quarter, Annual), Total number of establishments, and Number of establishments by employment-size class (1 to 4, 5 to 9, 10 to 19, 20 to 49, 50 to 99, 100 to 249, 250 to 499, 500 to 999, 1,000 or more).

See footnotes at end of table.





**Table 2. The State—Employees, Payroll, and Establishments by Industry: 2000—Con.**

[Excludes most government employees, railroad employees, and self-employed persons. Size class 1 to 4 includes establishments with payroll, but no employees, during mid-March pay period. (D) denotes figures withheld to avoid disclosing data for individual companies; the data are included in broader industry totals. For explanation of terms, abbreviations, and data reliability/comparability, see introductory text]

NAICS code	Industry	Number of employees for week including March 12	Payroll (\$1,000)		Total number of establishments	Number of establishments by employment-size class								
			First quarter	Annual		1 to 4	5 to 9	10 to 19	20 to 49	50 to 99	100 to 249	250 to 499	500 to 999	1,000 or more
<b>42</b>	<b>Wholesale trade—Con.</b>													
421	Wholesale trade, durable goods—Con.													
4211	Motor vehicle, motor vehicle pt & supply whsle—Con.													
42112	Motor vehicle supplies & new parts whsle .	3 961	32 798	132 065	295	134	63	50	31	12	4	1	—	—
421120	Motor vehicle supplies & new parts whsle .....	3 961	32 798	132 065	295	134	63	50	31	12	4	1	—	—
42113	Tire & tube whsle .....	839	7 515	32 229	59	21	23	7	4	3	1	—	—	—
421130	Tire & tube whsle .....	839	7 515	32 229	59	21	23	7	4	3	1	—	—	—
42114	Motor vehicle parts (used) whsle .....	947	4 956	21 066	129	69	30	20	8	2	—	—	—	—
421140	Motor vehicle parts (used) whsle .....	947	4 956	21 066	129	69	30	20	8	2	—	—	—	—
4212	Furniture & home furnishing whsle .....	2 282	21 058	90 191	196	111	39	25	14	4	2	—	1	—
42121	Furniture whsle .....	1 700	17 323	73 474	102	54	21	11	10	3	2	—	1	—
421210	Furniture whsle .....	1 700	17 323	73 474	102	54	21	11	10	3	2	—	1	—
42122	Home furnishing whsle .....	582	3 735	16 717	94	57	18	14	4	1	—	—	—	—
421220	Home furnishing whsle .....	582	3 735	16 717	94	57	18	14	4	1	—	—	—	—
4213	Lumber & other construction materials whsle .....	4 637	42 078	169 653	310	131	62	56	48	9	2	1	1	—
42131	Lumber, plywood, millwork & wood panel whsle .....	2 551	24 396	98 386	151	60	25	29	30	6	—	—	1	—
421310	Lumber, plywood, millwork & wood panel whsle .....	2 551	24 396	98 386	151	60	25	29	30	6	—	—	1	—
42132	Brick & related construction material whsle .....	842	7 123	23 471	55	30	8	9	6	1	—	1	—	—
421320	Brick & related construction material whsle .....	842	7 123	23 471	55	30	8	9	6	1	—	1	—	—
42133	Roofing, siding & insulation material whsle .....	582	5 560	27 504	50	21	11	10	7	—	1	—	—	—
421330	Roofing, siding & insulation material whsle .....	582	5 560	27 504	50	21	11	10	7	—	1	—	—	—
42139	Other construction material whsle .....	662	4 999	20 292	54	20	18	8	5	2	1	—	—	—
421390	Other construction material whsle .....	662	4 999	20 292	54	20	18	8	5	2	1	—	—	—
4214	Professional & commercial equip & supp whsle .....	13 111	177 796	687 865	707	317	144	109	89	29	10	6	3	—
42141	Photographic equipment & supplies whsle .....	507	5 426	18 423	23	7	7	2	3	3	1	—	—	—
421410	Photographic equipment & supplies whsle .....	507	5 426	18 423	23	7	7	2	3	3	1	—	—	—
42142	Office equipment whsle .....	3 012	31 421	118 476	153	62	35	21	23	6	4	2	—	—
421420	Office equipment whsle .....	3 012	31 421	118 476	153	62	35	21	23	6	4	2	—	—
42143	Computer & peripheral equip & software whsle .....	4 043	66 668	235 821	212	89	44	33	31	9	3	2	1	—
421430	Computer & peripheral equip & software whsle .....	4 043	66 668	235 821	212	89	44	33	31	9	3	2	1	—
42144	Other commercial equipment whsle .....	1 172	8 868	38 406	92	36	26	15	10	4	1	—	—	—
421440	Other commercial equipment whsle .....	1 172	8 868	38 406	92	36	26	15	10	4	1	—	—	—
42145	Medical, dental, hospital equip & supp whsle .....	3 639	60 504	255 460	140	75	17	22	16	5	1	2	2	—
421450	Medical, dental, hospital equip & supp whsle .....	3 639	60 504	255 460	140	75	17	22	16	5	1	2	2	—
42146	Ophthalmic goods whsle .....	433	2 663	11 217	41	21	4	11	3	2	—	—	—	—
421460	Ophthalmic goods whsle .....	433	2 663	11 217	41	21	4	11	3	2	—	—	—	—
42149	Oth professional equipment & supplies whsle .....	305	2 246	10 062	46	27	11	5	3	—	—	—	—	—
421490	Oth professional equipment & supplies whsle .....	305	2 246	10 062	46	27	11	5	3	—	—	—	—	—
4215	Metal & mineral (except petroleum) whsle ..	5 977	57 282	228 640	330	135	60	50	54	21	9	1	—	—
42151	Metal service centers & offices whsle .....	5 917	56 636	225 863	317	129	54	49	54	21	9	1	—	—
421510	Metal service centers & offices whsle .....	5 917	56 636	225 863	317	129	54	49	54	21	9	1	—	—
42152	Coal & other mineral & ore whsle .....	60	646	2 777	13	6	6	1	—	—	—	—	—	—
421520	Coal & other mineral & ore whsle .....	60	646	2 777	13	6	6	1	—	—	—	—	—	—
4216	Electrical goods whsle .....	9 719	110 811	428 967	756	353	158	132	81	20	10	1	1	—
42161	Elec equip, wiring supp, const material whsle .....	3 721	37 232	147 478	316	139	65	57	44	9	2	—	—	—
421610	Elec equip, wiring supp, const material whsle .....	3 721	37 232	147 478	316	139	65	57	44	9	2	—	—	—
42162	Electric appliance, TV, radio set whsle ..	610	5 987	24 228	58	27	14	10	6	—	1	—	—	—
421620	Electric appliance, TV, radio set whsle ..	610	5 987	24 228	58	27	14	10	6	—	1	—	—	—
42169	Other electronic parts & equipment whsle ..	5 388	67 592	257 261	382	187	79	65	31	11	7	1	1	—
421690	Other electronic parts & equipment whsle .....	5 388	67 592	257 261	382	187	79	65	31	11	7	1	1	—
4217	Hardware, plumb & heating equip & sup whsle .....	5 597	53 769	215 250	488	223	124	78	41	16	5	1	—	—
42171	Hardware whsle .....	2 744	23 483	99 226	246	108	71	36	18	10	3	—	—	—
421710	Hardware whsle .....	2 744	23 483	99 226	246	108	71	36	18	10	3	—	—	—
42172	Plumbing & heating equipment & supplies whsle .....	1 220	11 812	44 177	79	34	18	15	8	2	1	1	—	—
421720	Plumbing & heating equipment & supplies whsle .....	1 220	11 812	44 177	79	34	18	15	8	2	1	1	—	—
42173	Warm air heating & AC equip & supplies whsle .....	1 392	16 095	61 594	135	68	29	20	13	4	1	—	—	—
421730	Warm air heating & AC equip & supplies whsle .....	1 392	16 095	61 594	135	68	29	20	13	4	1	—	—	—
42174	Refrigeration equipment & supplies whsle ..	241	2 379	10 253	28	13	6	7	2	—	—	—	—	—
421740	Refrigeration equipment & supplies whsle .....	241	2 379	10 253	28	13	6	7	2	—	—	—	—	—
4218	Machinery, equipment & supplies whsle .....	17 364	167 934	694 445	1 684	747	385	322	187	36	6	1	—	—
42181	Const & mining (exc petroleum) equip whsle .....	1 547	16 624	68 089	97	37	16	21	16	5	1	1	—	—
421810	Const & mining (exc petroleum) equip whsle .....	1 547	16 624	68 089	97	37	16	21	16	5	1	1	—	—
42182	Farm & garden machinery & equipment whsle .....	2 729	19 532	84 614	268	96	70	62	38	2	—	—	—	—
421820	Farm & garden machinery & equipment whsle .....	2 729	19 532	84 614	268	96	70	62	38	2	—	—	—	—
42183	Industrial machinery & equipment whsle ..	7 768	82 187	336 930	763	374	156	127	84	18	4	—	—	—

See footnotes at end of table.









**Table 2. The State—Employees, Payroll, and Establishments by Industry: 2000—Con.**

[Excludes most government employees, railroad employees, and self-employed persons. Size class 1 to 4 includes establishments with payroll, but no employees, during mid-March pay period. (D) denotes figures withheld to avoid disclosing data for individual companies; the data are included in broader industry totals. For explanation of terms, abbreviations, and data reliability/comparability, see introductory text]

NAICS code	Industry	Number of employees for week including March 12	Payroll (\$1,000)		Total number of establishments	Number of establishments by employment-size class									
			First quarter	Annual		1 to 4	5 to 9	10 to 19	20 to 49	50 to 99	100 to 249	250 to 499	500 to 999	1,000 or more	
<b>48-49</b>	<b>Transportation &amp; warehousing—Con.</b>														
484	Truck transportation—Con.														
4842	Specialized freight trucking .....	17 530	132 461	567 336	1 464	836	246	192	141	31	14	3	—	1	
48421	Used household & office goods moving ...	5 664	52 047	203 340	178	70	31	39	24	7	4	2	—	1	
484210	Used household & office goods moving .	5 664	52 047	203 340	178	70	31	39	24	7	4	2	—	1	
48422	Specialized freight (exc used) trucking, local .....	6 913	43 014	209 916	830	510	141	94	63	16	6	—	—	—	
484220	Specialized freight (exc used) trucking, local .....	6 913	43 014	209 916	830	510	141	94	63	16	6	—	—	—	
48423	Specialized freight (exc used) trucking, LDist .....	4 953	37 400	154 080	456	256	74	59	54	8	4	1	—	—	
484230	Specialized freight (exc used) trucking, LDist .....	4 953	37 400	154 080	456	256	74	59	54	8	4	1	—	—	
485	Transit & ground passenger transportation .....	3 530	12 177	51 987	226	104	49	27	31	9	5	1	—	—	
4851	Urban transit systems .....	(C)	(D)	(D)	7	2	—	3	1	1	—	—	—	—	
48511	Urban transit systems .....	(C)	(D)	(D)	7	2	—	3	1	1	—	—	—	—	
485111	Mixed mode transit systems .....	(B)	(D)	(D)	3	1	—	2	—	—	—	—	—	—	
485113	Bus & other motor vehicle transit systems .....	(C)	(D)	(D)	4	1	—	1	1	1	—	—	—	—	
4852	Interurban & rural bus transportation .....	(C)	(D)	(D)	5	2	1	—	1	1	—	—	—	—	
48521	Interurban & rural bus transportation .....	(C)	(D)	(D)	5	2	1	—	1	1	—	—	—	—	
485210	Interurban & rural bus transportation ...	(C)	(D)	(D)	5	2	1	—	1	1	—	—	—	—	
4853	Taxi & limousine service .....	455	1 423	6 137	65	35	21	2	6	1	—	—	—	—	
48531	Taxi service .....	290	988	4 259	27	11	9	2	4	1	—	—	—	—	
485310	Taxi service .....	290	988	4 259	27	11	9	2	4	1	—	—	—	—	
48532	Limousine service .....	165	435	1 878	38	24	12	—	2	—	—	—	—	—	
485320	Limousine service .....	165	435	1 878	38	24	12	—	2	—	—	—	—	—	
4854	School & employee bus transportation .....	1 320	4 415	18 068	76	41	19	3	7	3	2	1	—	—	
48541	School & employee bus transportation ...	1 320	4 415	18 068	76	41	19	3	7	3	2	1	—	—	
485410	School & employee bus transportation ..	1 320	4 415	18 068	76	41	19	3	7	3	2	1	—	—	
4855	Charter bus industry .....	720	2 543	11 219	29	6	2	9	10	1	1	—	—	—	
48551	Charter bus industry .....	720	2 543	11 219	29	6	2	9	10	1	1	—	—	—	
485510	Charter bus industry .....	720	2 543	11 219	29	6	2	9	10	1	1	—	—	—	
4859	Oth transit & ground passenger transportation .....	771	2 660	11 511	44	18	6	10	6	2	2	—	—	—	
48599	Oth transit & ground passenger transportation .....	771	2 660	11 511	44	18	6	10	6	2	2	—	—	—	
485991	Special needs transportation .....	518	1 602	7 138	31	11	4	10	4	1	1	—	—	—	
485999	All other transit & ground passenger trans .....	253	1 058	4 373	13	7	2	—	2	1	1	—	—	—	
486	Pipeline transportation .....	(F)	(D)	(D)	50	14	10	19	6	1	—	—	—	—	
4861	Pipeline transportation of crude oil .....	52	728	2 524	4	2	1	—	1	—	—	—	—	—	
48611	Pipeline transportation of crude oil .....	52	728	2 524	4	2	1	—	1	—	—	—	—	—	
486110	Pipeline transportation of crude oil .....	52	728	2 524	4	2	1	—	1	—	—	—	—	—	
4862	Pipeline transportation of natural gas .....	397	5 841	19 647	32	8	5	15	3	1	—	—	—	—	
48621	Pipeline transportation of natural gas .....	397	5 841	19 647	32	8	5	15	3	1	—	—	—	—	
486210	Pipeline transportation of natural gas ...	397	5 841	19 647	32	8	5	15	3	1	—	—	—	—	
4869	Other pipeline transportation .....	(C)	(D)	(D)	14	4	4	4	2	—	—	—	—	—	
48691	Pipeline trans of refined petroleum products .....	(C)	(D)	(D)	14	4	4	4	2	—	—	—	—	—	
486910	Pipeline trans of refined petroleum products .....	(C)	(D)	(D)	14	4	4	4	2	—	—	—	—	—	
487	Scenic & sightseeing transportation .....	(E)	(D)	(D)	16	12	1	2	—	—	—	1	—	—	
4871	Scenic & sightseeing transportation, land ...	(B)	(D)	(D)	9	6	1	2	—	—	—	—	—	—	
48711	Scenic & sightseeing transportation, land ...	(B)	(D)	(D)	9	6	1	2	—	—	—	—	—	—	
487110	Scenic & sightseeing transportation, land .....	(B)	(D)	(D)	9	6	1	2	—	—	—	—	—	—	
4872	Scenic & sightseeing transportation, water ..	(E)	(D)	(D)	6	5	—	—	—	—	—	1	—	—	
48721	Scenic & sightseeing transportation, water ..	(E)	(D)	(D)	6	5	—	—	—	—	—	1	—	—	
487210	Scenic & sightseeing transportation, water .....	(E)	(D)	(D)	6	5	—	—	—	—	—	1	—	—	
4879	Scenic & sightseeing transportation, other ..	(A)	(D)	(D)	1	1	—	—	—	—	—	—	—	—	
48799	Scenic & sightseeing transportation, other ..	(A)	(D)	(D)	1	1	—	—	—	—	—	—	—	—	
487990	Scenic & sightseeing transportation, other .....	(A)	(D)	(D)	1	1	—	—	—	—	—	—	—	—	
488	Transportation support activities .....	7 687	49 394	203 643	502	258	114	57	48	16	7	1	—	1	
4881	Air transportation support activities .....	3 071	16 558	63 342	66	33	12	5	8	6	—	1	—	1	
48811	Airport operations .....	(G)	(D)	(D)	34	16	4	—	8	5	—	—	—	1	
488119	Other airport operations .....	(G)	(D)	(D)	34	16	4	—	8	5	—	—	—	1	
48819	Other air transportation support activities ..	(F)	(D)	(D)	32	17	8	5	—	1	—	1	—	—	
488190	Other air transportation support activities .....	(F)	(D)	(D)	32	17	8	5	—	1	—	1	—	—	
4882	Rail transportation support activities .....	540	4 421	17 340	23	6	5	3	7	1	1	—	—	—	
48821	Rail transportation support activities .....	540	4 421	17 340	23	6	5	3	7	1	1	—	—	—	
488210	Rail transportation support activities .....	540	4 421	17 340	23	6	5	3	7	1	1	—	—	—	
4883	Water transportation support activities .....	(E)	(D)	(D)	18	6	3	2	4	3	—	—	—	—	
48831	Port & harbor operations .....	(A)	(D)	(D)	3	2	1	—	—	—	—	—	—	—	
488310	Port & harbor operations .....	(A)	(D)	(D)	3	2	1	—	—	—	—	—	—	—	
48832	Marine cargo handling .....	(C)	(D)	(D)	6	1	—	1	3	1	—	—	—	—	
488320	Marine cargo handling .....	(C)	(D)	(D)	6	1	—	1	3	1	—	—	—	—	
48833	Navigational services to shipping .....	(C)	(D)	(D)	7	2	1	1	1	2	—	—	—	—	
488330	Navigational services to shipping .....	(C)	(D)	(D)	7	2	1	1	1	2	—	—	—	—	
48839	Other water transportation support activities .....	(A)	(D)	(D)	2	1	1	—	—	—	—	—	—	—	
488390	Other water transportation support activities .....	(A)	(D)	(D)	2	1	1	—	—	—	—	—	—	—	

See footnotes at end of table.









**Table 2. The State—Employees, Payroll, and Establishments by Industry: 2000—Con.**

[Excludes most government employees, railroad employees, and self-employed persons. Size class 1 to 4 includes establishments with payroll, but no employees, during mid-March pay period. (D) denotes figures withheld to avoid disclosing data for individual companies; the data are included in broader industry totals. For explanation of terms, abbreviations, and data reliability/comparability, see introductory text]

NAICS code	Industry	Number of employees for week including March 12	Payroll (\$1,000)		Total number of establishments	Number of establishments by employment-size class										
			First quarter	Annual		1 to 4	5 to 9	10 to 19	20 to 49	50 to 99	100 to 249	250 to 499	500 to 999	1,000 or more		
<b>53</b>	<b>Real estate &amp; rental &amp; leasing—Con.</b>															
532	Rental & leasing services—Con.															
5324	Commercial, industrial equip rental & leasing—Con.															
53249	Oth commercial, industrial equip rental, lease	834	7 380	30 151	99	55	18	14	9	3	–	–	–	–	–	
532490	Oth commercial, industrial equip rental, lease	834	7 380	30 151	99	55	18	14	9	3	–	–	–	–	–	
533	Lessors of other nonfinancial intangible asset	344	3 835	14 598	17	7	5	–	3	1	1	–	–	–	–	
5331	Lessors of other nonfinancial intangible asset	344	3 835	14 598	17	7	5	–	3	1	1	–	–	–	–	
53311	Lessors of other nonfinancial intangible asset	344	3 835	14 598	17	7	5	–	3	1	1	–	–	–	–	
533110	Lessors of other nonfinancial intangible asset	344	3 835	14 598	17	7	5	–	3	1	1	–	–	–	–	
<b>54</b>	<b>Professional, scientific &amp; technical services</b>	<b>90 126</b>	<b>763 136</b>	<b>3 265 118</b>	<b>11 333</b>	<b>7 547</b>	<b>1 884</b>	<b>1 062</b>	<b>570</b>	<b>162</b>	<b>83</b>	<b>21</b>	<b>2</b>	<b>2</b>		
541	Professional, scientific & technical services	90 126	763 136	3 265 118	11 333	7 547	1 884	1 062	570	162	83	21	2	2		
5411	Legal services	15 388	128 342	557 050	2 826	2 002	500	211	84	20	6	3	–	–	–	
54111	Offices of lawyers	13 453	115 823	503 973	2 566	1 874	421	173	72	18	5	3	–	–	–	
541110	Offices of lawyers	13 453	115 823	503 973	2 566	1 874	421	173	72	18	5	3	–	–	–	
54119	Other legal services	1 935	12 519	53 077	260	128	79	38	12	2	1	–	–	–	–	
541191	Title abstract & settlement offices	1 876	12 096	51 274	245	118	75	37	12	2	1	–	–	–	–	
541199	All other legal services	59	423	1 803	15	10	4	1	–	–	–	–	–	–	–	
5412	Accounting, tax prep, bookkeep, payroll services	18 073	120 184	463 750	1 721	1 086	323	153	99	26	25	8	1	–	–	
54121	Accounting, tax prep, bookkeep, payroll services	18 073	120 184	463 750	1 721	1 086	323	153	99	26	25	8	1	–	–	
541211	Offices of certified public accountants	7 982	78 896	319 580	894	529	199	89	55	12	7	3	–	–	–	
541213	Tax preparation services	5 360	12 749	27 365	321	192	60	28	20	6	11	4	–	–	–	
541214	Payroll services	2 116	12 689	52 935	53	27	2	7	9	4	2	1	1	–	–	
541219	Other accounting services	2 615	15 850	63 870	453	338	62	29	15	4	5	–	–	–	–	
5413	Architectural, engineering & related services	16 457	164 402	723 457	1 742	1 004	313	215	152	40	16	2	–	–	–	
54131	Architectural services	2 534	26 517	117 549	297	165	74	30	17	8	3	–	–	–	–	
541310	Architectural services	2 534	26 517	117 549	297	165	74	30	17	8	3	–	–	–	–	
54132	Landscape architectural services	373	1 482	8 880	86	68	6	7	4	1	–	–	–	–	–	
541320	Landscape architectural services	373	1 482	8 880	86	68	6	7	4	1	–	–	–	–	–	
54133	Engineering services	10 549	112 807	495 980	969	549	149	134	95	28	12	2	–	–	–	
541330	Engineering services	10 549	112 807	495 980	969	549	149	134	95	28	12	2	–	–	–	
54134	Drafting services	212	1 798	7 534	41	27	6	6	2	–	–	–	–	–	–	
541340	Drafting services	212	1 798	7 534	41	27	6	6	2	–	–	–	–	–	–	
54135	Building inspection services	225	1 341	6 112	67	59	2	3	3	–	–	–	–	–	–	
541350	Building inspection services	225	1 341	6 112	67	59	2	3	3	–	–	–	–	–	–	
54136	Geophysical surveying & mapping services	23	982	1 659	6	4	1	1	–	–	–	–	–	–	–	
541360	Geophysical surveying & mapping services	23	982	1 659	6	4	1	1	–	–	–	–	–	–	–	
54137	Surveying, mapping (exc geophysical) services	1 334	9 654	42 359	173	90	52	20	9	1	1	–	–	–	–	
541370	Surveying, mapping (exc geophysical) services	1 334	9 654	42 359	173	90	52	20	9	1	1	–	–	–	–	
54138	Testing laboratories	1 207	9 821	43 384	103	42	23	14	22	2	–	–	–	–	–	
541380	Testing laboratories	1 207	9 821	43 384	103	42	23	14	22	2	–	–	–	–	–	
5414	Specialized design services	2 325	17 642	75 657	428	307	67	37	10	6	1	–	–	–	–	
54141	Interior design services	687	3 838	17 615	180	137	30	9	3	1	–	–	–	–	–	
541410	Interior design services	687	3 838	17 615	180	137	30	9	3	1	–	–	–	–	–	
54142	Industrial design services	332	3 882	15 233	21	16	–	3	1	–	1	–	–	–	–	
541420	Industrial design services	332	3 882	15 233	21	16	–	3	1	–	1	–	–	–	–	
54143	Graphic design services	1 259	9 630	41 693	218	149	34	24	6	5	–	–	–	–	–	
541430	Graphic design services	1 259	9 630	41 693	218	149	34	24	6	5	–	–	–	–	–	
54149	Other specialized design services	47	292	1 116	9	5	3	1	–	–	–	–	–	–	–	
541490	Other specialized design services	47	292	1 116	9	5	3	1	–	–	–	–	–	–	–	
5415	Computer systems design & related services	11 954	152 547	654 017	1 242	889	142	96	65	28	16	6	–	–	–	
54151	Computer systems design & related services	11 954	152 547	654 017	1 242	889	142	96	65	28	16	6	–	–	–	
541511	Custom computer programming services	4 883	65 164	278 402	491	349	56	29	31	18	7	1	–	–	–	
541512	Computer systems design services	5 447	68 946	298 536	498	346	59	25	7	6	5	–	–	–	–	
541513	Computer facilities management services	908	11 022	40 112	27	7	4	5	6	2	3	–	–	–	–	
541519	Other computer related services	716	7 415	36 967	226	187	23	12	3	1	–	–	–	–	–	
5416	Management, sci & tech consulting services	9 155	82 973	364 111	1 403	1 105	135	89	45	17	9	2	1	–	–	
54161	Management consulting services	7 278	65 295	272 312	1 058	842	105	58	29	13	8	2	1	–	–	
541611	Admin & gen management consulting services	2 391	27 094	101 855	449	376	42	14	8	6	2	1	–	–	–	
541612	Human res & exec search consulting services	3 135	23 373	100 692	248	179	31	15	14	3	4	1	1	–	–	
541613	Marketing consulting services	743	5 869	28 927	241	202	19	17	2	1	–	–	–	–	–	
541614	Process, phys dist & log consulting services	835	7 344	33 109	77	53	6	9	4	3	2	–	–	–	–	
541618	Other management consulting services	174	1 615	7 729	43	32	7	3	1	–	–	–	–	–	–	
54162	Environmental consulting services	878	7 563	35 125	138	94	16	18	7	3	–	–	–	–	–	
541620	Environmental consulting services	878	7 563	35 125	138	94	16	18	7	3	–	–	–	–	–	
54169	Oth scientific & technical consulting services	999	10 115	56 674	207	169	14	13	9	1	1	–	–	–	–	
541690	Oth scientific & technical consulting services	999	10 115	56 674	207	169	14	13	9	1	1	–	–	–	–	
5417	Scientific R&D services	2 157	18 962	79 787	88	47	11	11	12	6	–	–	–	1	–	
54171	R&D in physical, engineering & life sciences	(G)	(D)	(D)	73	37	10	10	9	6	–	–	–	–	1	
541710	R&D in physical, engineering & life sciences	(G)	(D)	(D)	73	37	10	10	9	6	–	–	–	–	1	

See footnotes at end of table.





Table 2. The State—Employees, Payroll, and Establishments by Industry: 2000—Con.

[Excludes most government employees, railroad employees, and self-employed persons. Size class 1 to 4 includes establishments with payroll, but no employees, during mid-March pay period. (D) denotes figures withheld to avoid disclosing data for individual companies; the data are included in broader industry totals. For explanation of terms, abbreviations, and data reliability/comparability, see introductory text]

Table with columns: NAICS code, Industry, Number of employees for week including March 12, Payroll (\$1,000) (First quarter, Annual), Total number of establishments, and Number of establishments by employment-size class (1 to 4, 5 to 9, 10 to 19, 20 to 49, 50 to 99, 100 to 249, 250 to 499, 500 to 999, 1,000 or more). Rows include categories like Educational services, Health care and social assistance, and Hospitals.

See footnotes at end of table.

Table 2. **The State—Employees, Payroll, and Establishments by Industry: 2000—Con.**

[Excludes most government employees, railroad employees, and self-employed persons. Size class 1 to 4 includes establishments with payroll, but no employees, during mid-March pay period. (D) denotes figures withheld to avoid disclosing data for individual companies; the data are included in broader industry totals. For explanation of terms, abbreviations, and data reliability/comparability, see introductory text]

Table with 16 columns: NAICS code, Industry, Number of employees for week including March 12, Payroll (\$1,000) (First quarter, Annual), Total number of establishments, and Number of establishments by employment-size class (1 to 4, 5 to 9, 10 to 19, 20 to 49, 50 to 99, 100 to 249, 250 to 499, 500 to 999, 1,000 or more). Rows include categories like Health care and social assistance, Social assistance, Arts, entertainment & recreation, and Museums.

See footnotes at end of table.







**Table 2. The State—Employees, Payroll, and Establishments by Industry: 2000—Con.**

[Excludes most government employees, railroad employees, and self-employed persons. Size class 1 to 4 includes establishments with payroll, but no employees, during mid-March pay period. (D) denotes figures withheld to avoid disclosing data for individual companies; the data are included in broader industry totals. For explanation of terms, abbreviations, and data reliability/comparability, see introductory text]

NAICS code	Industry	Number of employees for week including March 12	Payroll (\$1,000)		Total number of establishments	Number of establishments by employment-size class								
			First quarter	Annual		1 to 4	5 to 9	10 to 19	20 to 49	50 to 99	100 to 249	250 to 499	500 to 999	1,000 or more
<b>99</b>	<b>Unclassified establishments . . . . .</b>	<b>1 664</b>	<b>5 390</b>	<b>35 586</b>	<b>1 087</b>	<b>982</b>	<b>68</b>	<b>29</b>	<b>8</b>	—	—	—	—	—

Note: Employment-size classes are indicated as follows: A—0 to 19; B—20 to 99; C—100 to 249; E—250 to 499; F—500 to 999; G—1,000 to 2,499; H—2,500 to 4,999; I—5,000 to 9,999; J—10,000 to 24,999; K—25,000 to 49,999; L—50,000 to 99,999; M—100,000 or more.

**Table 3. The State—Employees and Annual Payroll by Employment-Size Class: 2000**

[Excludes most government employees, railroad employees, and self-employed persons. Size class 1 to 4 includes establishments with payroll, but no employees, during mid-March pay period. (D) denotes figures withheld to avoid disclosing data for individual companies; the data are included in broader industry totals. For explanation of terms, abbreviations, and data reliability/comparability, see introductory text]

NAICS code	Major group	Total	Employment-size class								
			1 to 4	5 to 9	10 to 19	20 to 49	50 to 99	100 to 249	250 to 499	500 to 999	1,000 or more
	<b>Total number of employees ..</b>	<b>2 650 774</b>	<b>129 459</b>	<b>202 928</b>	<b>275 403</b>	<b>433 091</b>	<b>344 135</b>	<b>436 815</b>	<b>273 160</b>	<b>186 150</b>	<b>369 633</b>
	<b>Total payroll, annual (\$1,000) .....</b>	<b>78 992 813</b>	<b>3 773 324</b>	<b>4 745 194</b>	<b>6 716 305</b>	<b>10 922 734</b>	<b>9 244 027</b>	<b>12 515 428</b>	<b>8 769 530</b>	<b>6 411 904</b>	<b>15 894 367</b>
<b>11</b>	<b>FORESTRY, FISHING, HUNTING, AND AGRICULTURE SUPPORT</b>										
	<b>Number of employees .....</b>	<b>1 549</b>	(D)	(D)	(D)	(D)	(D)	—	(D)	—	—
	<b>Payroll, annual (\$1,000) .....</b>	<b>43 501</b>	(D)	(D)	(D)	(D)	(D)	—	(D)	—	—
113	Forestry and logging										
	Number of employees .....	(F)	(D)	(D)	(D)	95	—	—	(D)	—	—
	Payroll, annual (\$1,000) .....	(D)	(D)	(D)	(D)	2 168	—	—	(D)	—	—
114	Fishing, hunting & trapping										
	Number of employees .....	(B)	(D)	—	(D)	—	—	—	—	—	—
	Payroll, annual (\$1,000) .....	(D)	(D)	—	(D)	—	—	—	—	—	—
115	Agriculture & forestry support activities										
	Number of employees .....	(F)	(D)	(D)	(D)	(D)	(D)	—	—	—	—
	Payroll, annual (\$1,000) .....	(D)	(D)	(D)	(D)	(D)	(D)	—	—	—	—
<b>21</b>	<b>MINING</b>										
	<b>Number of employees .....</b>	<b>5 314</b>	(D)	(D)	(D)	(D)	(D)	<b>1 424</b>	—	—	—
	<b>Payroll, annual (\$1,000) .....</b>	<b>225 699</b>	(D)	(D)	(D)	(D)	(D)	<b>67 551</b>	—	—	—
211	Oil & gas extraction										
	Number of employees .....	341	(D)	(D)	(D)	(D)	—	(D)	—	—	—
	Payroll, annual (\$1,000) .....	6 973	(D)	(D)	(D)	(D)	—	(D)	—	—	—
212	Mining (except oil & gas)										
	Number of employees .....	4 247	(D)	(D)	(D)	(D)	(D)	(D)	—	—	—
	Payroll, annual (\$1,000) .....	192 370	(D)	(D)	(D)	(D)	(D)	(D)	—	—	—
213	Mining support activities										
	Number of employees .....	726	(D)	(D)	(D)	(D)	(D)	(D)	—	—	—
	Payroll, annual (\$1,000) .....	26 356	(D)	(D)	(D)	(D)	(D)	(D)	—	—	—
<b>22</b>	<b>UTILITIES</b>										
	<b>Number of employees .....</b>	<b>18 156</b>	<b>318</b>	<b>704</b>	<b>992</b>	<b>2 603</b>	<b>2 119</b>	<b>4 386</b>	<b>3 138</b>	<b>3 896</b>	—
	<b>Payroll, annual (\$1,000) .....</b>	<b>1 016 819</b>	<b>12 082</b>	<b>27 664</b>	<b>46 735</b>	<b>128 815</b>	<b>108 958</b>	<b>255 950</b>	<b>206 885</b>	<b>229 730</b>	—
221	Utilities										
	Number of employees .....	18 156	318	704	992	2 603	2 119	4 386	3 138	3 896	—
	Payroll, annual (\$1,000) .....	1 016 819	12 082	27 664	46 735	128 815	108 958	255 950	206 885	229 730	—
<b>23</b>	<b>CONSTRUCTION</b>										
	<b>Number of employees .....</b>	<b>151 813</b>	<b>17 103</b>	<b>22 003</b>	<b>24 949</b>	<b>31 777</b>	<b>19 722</b>	<b>18 245</b>	<b>10 326</b>	(D)	(D)
	<b>Payroll, annual (\$1,000) .....</b>	<b>5 379 486</b>	<b>455 571</b>	<b>539 873</b>	<b>745 789</b>	<b>1 139 382</b>	<b>845 320</b>	<b>837 337</b>	<b>452 891</b>	(D)	(D)
233	Building, developing & general contracting										
	Number of employees .....	39 852	6 077	6 565	6 100	7 406	5 174	3 977	2 343	2 210	—
	Payroll, annual (\$1,000) .....	1 374 693	163 226	158 978	174 557	257 651	223 102	192 274	90 743	114 162	—
234	Heavy construction										
	Number of employees .....	18 863	520	1 053	1 749	3 504	3 352	3 325	2 850	(D)	(D)
	Payroll, annual (\$1,000) .....	893 112	17 665	32 726	71 222	157 875	169 164	200 319	140 416	(D)	(D)
235	Special trade contractors										
	Number of employees .....	93 098	10 506	14 385	17 100	20 867	11 196	10 943	5 133	(D)	(D)
	Payroll, annual (\$1,000) .....	3 111 681	274 680	348 169	500 010	723 856	453 054	444 744	221 732	(D)	(D)
<b>31-33</b>	<b>MANUFACTURING</b>										
	<b>Number of employees .....</b>	<b>639 185</b>	<b>4 528</b>	<b>9 532</b>	<b>19 852</b>	<b>53 248</b>	<b>70 176</b>	<b>126 544</b>	<b>109 039</b>	<b>87 643</b>	<b>158 623</b>
	<b>Payroll, annual (\$1,000) .....</b>	<b>25 143 409</b>	<b>173 988</b>	<b>249 063</b>	<b>590 080</b>	<b>1 661 048</b>	<b>2 247 705</b>	<b>4 199 554</b>	<b>3 857 503</b>	<b>3 199 685</b>	<b>8 964 783</b>
311	Food mfg										
	Number of employees .....	30 996	231	648	1 162	2 208	2 822	7 553	6 835	4 522	5 015
	Payroll, annual (\$1,000) .....	1 091 810	12 363	10 722	25 215	59 721	86 489	249 052	227 464	192 622	228 162
312	Beverage & tobacco product mfg										
	Number of employees .....	2 716	28	24	(D)	259	(D)	(D)	(D)	(D)	—
	Payroll, annual (\$1,000) .....	104 564	4 398	769	(D)	7 898	(D)	(D)	(D)	(D)	—
313	Textile mills										
	Number of employees .....	471	(D)	39	(D)	217	(D)	—	—	—	—
	Payroll, annual (\$1,000) .....	10 641	(D)	760	(D)	4 536	(D)	—	—	—	—
314	Textile product mills										
	Number of employees .....	4 006	103	(D)	(D)	534	724	947	(D)	(D)	—
	Payroll, annual (\$1,000) .....	102 679	2 950	(D)	(D)	12 098	20 579	28 106	(D)	(D)	—
315	Apparel manufacturing										
	Number of employees .....	2 102	76	104	298	(D)	(D)	(D)	(D)	—	—
	Payroll, annual (\$1,000) .....	51 671	2 595	1 828	6 266	(D)	(D)	(D)	(D)	—	—
316	Leather & allied product mfg										
	Number of employees .....	510	(D)	—	(D)	123	(D)	—	—	—	—
	Payroll, annual (\$1,000) .....	11 062	(D)	—	(D)	2 354	(D)	—	—	—	—
321	Wood product mfg										
	Number of employees .....	22 653	(D)	664	1 652	3 531	4 543	6 623	(D)	(D)	—
	Payroll, annual (\$1,000) .....	647 406	(D)	13 152	34 286	83 681	124 873	195 434	(D)	(D)	—
322	Paper mfg										
	Number of employees .....	12 869	(D)	(D)	(D)	(D)	2 989	6 527	1 636	—	—
	Payroll, annual (\$1,000) .....	460 996	(D)	(D)	(D)	(D)	99 753	244 769	59 406	—	—

See footnotes at end of table.

**Table 3. The State—Employees and Annual Payroll by Employment-Size Class: 2000—Con.**

[Excludes most government employees, railroad employees, and self-employed persons. Size class 1 to 4 includes establishments with payroll, but no employees, during mid-March pay period. (D) denotes figures withheld to avoid disclosing data for individual companies; the data are included in broader industry totals. For explanation of terms, abbreviations, and data reliability/comparability, see introductory text]

NAICS code	Major group	Employment-size class									
		Total	1 to 4	5 to 9	10 to 19	20 to 49	50 to 99	100 to 249	250 to 499	500 to 999	1,000 or more
<b>31-33</b>	<b>MANUFACTURING—Con.</b>										
323	Printing & related support activities										
	Number of employees .....	20 894	675	1 073	1 687	3 020	3 149	5 411	1 293	(D)	(D)
	Payroll, annual (\$1,000).....	680 623	16 510	24 614	44 635	94 440	105 447	184 702	41 342	(D)	(D)
324	Petroleum & coal products mfg										
	Number of employees .....	3 276	(D)	66	156	128	329	(D)	(D)	—	(D)
	Payroll, annual (\$1,000).....	176 842	(D)	3 365	9 566	4 946	16 104	(D)	(D)	—	(D)
325	Chemical mfg										
	Number of employees .....	24 702	133	295	646	2 043	2 662	4 109	2 990	2 284	9 540
	Payroll, annual (\$1,000).....	1 419 108	5 018	10 181	23 731	87 895	111 427	163 670	151 762	98 483	766 941
326	Plastics & rubber products mfg										
	Number of employees .....	53 521	148	404	1 117	4 366	(D)	14 925	13 019	11 002	(D)
	Payroll, annual (\$1,000).....	1 626 688	6 741	9 533	28 095	109 000	(D)	445 755	389 275	369 163	(D)
327	Nonmetallic mineral product mfg										
	Number of employees .....	19 462	232	659	1 496	2 780	2 579	5 532	(D)	(D)	—
	Payroll, annual (\$1,000).....	705 548	7 540	21 140	54 018	99 851	88 377	194 146	(D)	(D)	—
331	Primary metal mfg										
	Number of employees .....	63 065	63	163	279	1 725	3 818	8 130	8 690	9 369	30 828
	Payroll, annual (\$1,000).....	3 124 120	3 398	4 619	7 539	58 412	124 404	297 577	360 473	447 588	1 820 110
332	Fabricated metal product mfg										
	Number of employees .....	72 762	875	2 087	4 222	12 909	14 558	21 496	11 464	(D)	(D)
	Payroll, annual (\$1,000).....	2 469 155	31 751	58 033	129 587	429 214	478 755	710 099	436 480	(D)	(D)
333	Machinery mfg										
	Number of employees .....	50 524	457	1 222	2 722	6 629	7 142	11 247	8 523	4 724	7 858
	Payroll, annual (\$1,000).....	1 961 415	19 303	36 964	98 729	244 980	276 967	418 344	330 239	163 125	372 764
334	Computer & electronic product mfg										
	Number of employees .....	26 427	110	212	521	1 359	1 646	3 600	3 734	7 149	8 096
	Payroll, annual (\$1,000).....	932 585	7 710	5 784	20 798	37 391	42 750	134 417	125 952	207 677	350 106
335	Electrical equip, appliance & component mfg										
	Number of employees .....	20 353	50	125	298	1 404	(D)	4 496	4 236	2 815	(D)
	Payroll, annual (\$1,000).....	703 243	2 670	4 466	11 037	40 021	(D)	127 479	137 039	110 341	(D)
336	Transportation equipment mfg										
	Number of employees .....	155 364	174	334	865	3 583	6 203	13 680	31 245	22 911	76 369
	Payroll, annual (\$1,000).....	7 197 629	10 951	9 220	24 044	102 428	197 579	436 745	1 075 187	815 478	4 525 997
337	Furniture & related product mfg										
	Number of employees .....	27 818	252	503	1 054	2 248	(D)	6 731	5 138	7 433	(D)
	Payroll, annual (\$1,000).....	772 568	7 203	11 465	26 501	60 675	(D)	188 603	151 038	206 339	(D)
339	Miscellaneous mfg										
	Number of employees .....	24 694	518	695	1 100	2 547	3 164	4 045	2 021	4 638	5 966
	Payroll, annual (\$1,000).....	893 056	21 719	17 452	31 982	70 210	98 770	134 458	75 182	171 979	271 304
<b>42</b>	<b>WHOLESALE TRADE</b>										
	Number of employees .....	120 010	7 525	12 047	19 497	29 315	19 446	15 473	10 739	(D)	(D)
	Payroll, annual (\$1,000).....	4 606 917	313 110	414 561	692 812	1 086 778	758 850	593 617	487 134	(D)	(D)
421	Wholesale trade, durable goods										
	Number of employees .....	77 599	(D)	8 248	13 283	19 739	12 624	8 840	5 999	(D)	—
	Payroll, annual (\$1,000).....	3 115 828	(D)	295 428	488 682	756 301	519 527	373 381	268 177	(D)	—
422	Wholesale trade, nondurable goods										
	Number of employees .....	42 411	(D)	3 799	6 214	9 576	6 822	6 633	4 740	(D)	(D)
	Payroll, annual (\$1,000).....	1 491 089	(D)	119 133	204 130	330 477	239 323	220 236	218 957	(D)	(D)
<b>44-45</b>	<b>RETAIL TRADE</b>										
	Number of employees .....	353 832	19 247	45 518	57 989	66 100	46 880	71 571	31 437	8 184	6 906
	Payroll, annual (\$1,000).....	6 331 541	394 312	751 158	1 004 156	1 292 945	943 280	1 196 741	487 409	108 341	153 199
441	Motor vehicle & parts dealers										
	Number of employees .....	44 687	2 422	4 966	7 884	13 246	10 646	(D)	(D)	—	—
	Payroll, annual (\$1,000).....	1 337 197	61 078	110 393	195 304	390 449	382 431	(D)	(D)	—	—
442	Furniture & home furnishing stores										
	Number of employees .....	10 596	1 301	2 585	3 300	2 425	(D)	(D)	—	—	—
	Payroll, annual (\$1,000).....	237 021	28 299	53 362	74 314	56 078	(D)	(D)	—	—	—
443	Electronics & appliance stores										
	Number of employees .....	8 439	1 140	1 769	(D)	1 543	(D)	(D)	—	—	—
	Payroll, annual (\$1,000).....	179 633	24 275	32 611	(D)	39 190	(D)	(D)	—	—	—
444	Bldg material & garden equip & supp dealers										
	Number of employees .....	32 501	1 872	4 443	6 778	7 400	3 949	8 059	—	—	—
	Payroll, annual (\$1,000).....	795 073	49 482	105 840	168 343	180 287	103 495	187 626	—	—	—
445	Food & beverage stores										
	Number of employees .....	63 629	1 898	5 053	4 926	8 710	13 669	27 185	2 188	—	—
	Payroll, annual (\$1,000).....	814 471	38 656	62 162	56 119	104 370	175 973	349 957	27 234	—	—
446	Health & personal care stores										
	Number of employees .....	20 274	1 185	2 290	4 769	8 679	2 532	819	—	—	—
	Payroll, annual (\$1,000).....	416 737	24 150	42 662	104 925	179 354	44 406	21 240	—	—	—
447	Gasoline stations										
	Number of employees .....	26 512	1 701	8 094	10 065	3 789	1 782	1 081	—	—	—
	Payroll, annual (\$1,000).....	364 056	35 229	117 878	129 360	44 370	25 456	11 763	—	—	—
448	Clothing & clothing accessories stores										
	Number of employees .....	25 194	2 377	6 202	6 941	5 881	2 197	(D)	—	(D)	—
	Payroll, annual (\$1,000).....	315 725	40 541	83 484	80 984	63 493	26 077	(D)	—	(D)	—

See footnotes at end of table.

**Table 3. The State—Employees and Annual Payroll by Employment-Size Class: 2000—Con.**

[Excludes most government employees, railroad employees, and self-employed persons. Size class 1 to 4 includes establishments with payroll, but no employees, during mid-March pay period. (D) denotes figures withheld to avoid disclosing data for individual companies; the data are included in broader industry totals. For explanation of terms, abbreviations, and data reliability/comparability, see introductory text]

NAICS code	Major group	Employment-size class									
		Total	1 to 4	5 to 9	10 to 19	20 to 49	50 to 99	100 to 249	250 to 499	500 to 999	1,000 or more
<b>44-45</b>	<b>RETAIL TRADE—Con.</b>										
451	Sporting goods, hobby, book & music stores										
	Number of employees .....	13 194	(D)	2 362	3 013	(D)	1 561	(D)	(D)	—	(D)
	Payroll, annual (\$1,000).....	165 666	(D)	27 604	37 363	(D)	17 449	(D)	(D)	—	(D)
452	General merchandise stores										
	Number of employees .....	73 962	(D)	1 924	(D)	(D)	(D)	(D)	28 387	(D)	—
	Payroll, annual (\$1,000).....	1 066 324	(D)	20 897	(D)	(D)	(D)	(D)	437 413	(D)	—
453	Miscellaneous store retailers										
	Number of employees .....	20 713	2 937	4 567	5 852	6 549	(D)	(D)	—	—	—
	Payroll, annual (\$1,000).....	295 292	46 341	61 868	76 059	98 273	(D)	(D)	—	—	—
454	Nonstore retailers										
	Number of employees .....	14 131	865	1 263	1 566	2 507	(D)	1 408	(D)	—	(D)
	Payroll, annual (\$1,000).....	344 346	21 229	32 397	35 317	67 807	(D)	34 627	(D)	—	(D)
<b>48-49</b>	<b>TRANSPORTATION &amp; WAREHOUSING</b>										
	<b>Number of employees .....</b>	<b>96 937</b>	<b>3 725</b>	<b>4 829</b>	<b>7 743</b>	<b>14 275</b>	<b>11 717</b>	<b>12 988</b>	<b>8 910</b>	<b>2 922</b>	<b>29 828</b>
	<b>Payroll, annual (\$1,000).....</b>	<b>2 977 289</b>	<b>113 102</b>	<b>127 444</b>	<b>225 880</b>	<b>447 305</b>	<b>354 075</b>	<b>441 684</b>	<b>340 903</b>	<b>111 562</b>	<b>815 334</b>
481	Air transportation										
	Number of employees .....	8 515	(D)	(D)	250	311	341	(D)	1 178	(D)	(D)
	Payroll, annual (\$1,000).....	334 883	(D)	(D)	6 584	15 835	11 328	(D)	34 651	(D)	(D)
483	Water transportation										
	Number of employees .....	(G)	(D)	—	—	(D)	—	—	—	—	(D)
	Payroll, annual (\$1,000).....	(D)	(D)	—	—	(D)	—	—	—	—	(D)
484	Truck transportation										
	Number of employees .....	53 056	2 741	(D)	5 356	9 929	7 227	9 060	5 184	(D)	7 917
	Payroll, annual (\$1,000).....	1 763 916	84 844	(D)	158 257	324 753	244 585	324 887	239 489	(D)	207 069
485	Transit & ground passenger transportation										
	Number of employees .....	3 530	152	(D)	(D)	918	(D)	795	(D)	—	—
	Payroll, annual (\$1,000).....	51 987	2 469	(D)	(D)	13 104	(D)	15 272	(D)	—	—
486	Pipeline transportation										
	Number of employees .....	(F)	26	(D)	270	(D)	(D)	—	—	—	—
	Payroll, annual (\$1,000).....	(D)	1 429	(D)	15 141	(D)	(D)	—	—	—	—
487	Scenic & sightseeing transportation										
	Number of employees .....	(E)	(D)	(D)	(D)	—	—	—	(D)	—	—
	Payroll, annual (\$1,000).....	(D)	(D)	(D)	(D)	—	—	—	(D)	—	—
488	Transportation support activities										
	Number of employees .....	7 687	465	(D)	792	1 465	1 125	897	(D)	—	(D)
	Payroll, annual (\$1,000).....	203 643	13 888	(D)	24 067	40 762	32 014	29 481	(D)	—	(D)
492	Couriers & messengers										
	Number of employees .....	16 822	165	205	(D)	688	1 323	(D)	—	—	(D)
	Payroll, annual (\$1,000).....	383 496	4 112	5 539	(D)	17 566	30 628	(D)	—	—	(D)
493	Warehousing & storage										
	Number of employees .....	4 432	123	(D)	348	698	(D)	(D)	1 621	—	—
	Payroll, annual (\$1,000).....	118 743	3 770	(D)	10 168	20 128	(D)	(D)	45 088	—	—
<b>51</b>	<b>INFORMATION</b>										
	<b>Number of employees .....</b>	<b>47 743</b>	<b>1 750</b>	<b>(D)</b>	<b>4 424</b>	<b>8 754</b>	<b>8 535</b>	<b>11 584</b>	<b>5 388</b>	<b>(D)</b>	<b>(D)</b>
	<b>Payroll, annual (\$1,000).....</b>	<b>1 751 733</b>	<b>82 187</b>	<b>(D)</b>	<b>153 074</b>	<b>279 389</b>	<b>314 136</b>	<b>430 698</b>	<b>222 536</b>	<b>(D)</b>	<b>(D)</b>
511	Publishing industries										
	Number of employees .....	15 834	363	(D)	786	2 258	2 404	(D)	(D)	(D)	(D)
	Payroll, annual (\$1,000).....	524 589	13 687	(D)	27 204	64 959	80 526	(D)	(D)	(D)	(D)
512	Motion picture & sound recording industries										
	Number of employees .....	3 988	(D)	(D)	650	1 593	(D)	(D)	—	—	—
	Payroll, annual (\$1,000).....	40 787	(D)	(D)	7 401	15 726	(D)	(D)	—	—	—
513	Broadcasting & telecommunications										
	Number of employees .....	21 792	(D)	(D)	2 484	3 786	4 375	4 949	(D)	(D)	—
	Payroll, annual (\$1,000).....	931 096	(D)	(D)	97 535	152 554	195 898	186 638	(D)	(D)	—
514	Information & data processing services										
	Number of employees .....	6 129	(D)	(D)	504	1 117	(D)	(D)	(D)	—	—
	Payroll, annual (\$1,000).....	255 261	(D)	(D)	20 934	46 150	(D)	(D)	(D)	—	—
<b>52</b>	<b>FINANCE &amp; INSURANCE</b>										
	<b>Number of employees .....</b>	<b>109 480</b>	<b>10 645</b>	<b>14 014</b>	<b>13 444</b>	<b>15 777</b>	<b>12 229</b>	<b>14 710</b>	<b>8 091</b>	<b>7 958</b>	<b>12 612</b>
	<b>Payroll, annual (\$1,000).....</b>	<b>4 313 303</b>	<b>371 754</b>	<b>451 172</b>	<b>435 102</b>	<b>600 741</b>	<b>531 920</b>	<b>660 514</b>	<b>348 347</b>	<b>309 051</b>	<b>604 702</b>
522	Credit intermediation & related activities										
	Number of employees .....	55 529	3 862	9 409	9 178	9 592	6 548	6 726	(D)	(D)	(D)
	Payroll, annual (\$1,000).....	1 709 981	135 379	239 145	237 011	277 550	214 213	273 701	(D)	(D)	(D)
523	Security, commodity contracts & like activity										
	Number of employees .....	(I)	(D)	(D)	1 033	(D)	1 172	1 499	(D)	(D)	—
	Payroll, annual (\$1,000).....	(D)	(D)	(D)	72 930	(D)	100 160	128 215	(D)	(D)	—
524	Insurance carriers & related activities										
	Number of employees .....	44 662	5 283	3 833	3 128	4 848	4 509	6 485	3 516	(D)	(D)
	Payroll, annual (\$1,000).....	1 958 047	143 802	162 664	119 271	204 073	217 547	258 598	172 293	(D)	(D)

See footnotes at end of table.

**Table 3. The State—Employees and Annual Payroll by Employment-Size Class: 2000—Con.**

[Excludes most government employees, railroad employees, and self-employed persons. Size class 1 to 4 includes establishments with payroll, but no employees, during mid-March pay period. (D) denotes figures withheld to avoid disclosing data for individual companies; the data are included in broader industry totals. For explanation of terms, abbreviations, and data reliability/comparability, see introductory text]

NAICS code	Major group	Total	Employment-size class								
			1 to 4	5 to 9	10 to 19	20 to 49	50 to 99	100 to 249	250 to 499	500 to 999	1,000 or more
<b>52</b>	<b>FINANCE &amp; INSURANCE—Con.</b>										
525	Funds, trusts, & other financial vehicles (part)										
	Number of employees .....	(C)	(D)	(D)	105	(D)	—	—	—	—	—
	Payroll, annual (\$1,000).....	(D)	(D)	(D)	5 890	(D)	—	—	—	—	—
<b>53</b>	<b>REAL ESTATE &amp; RENTAL &amp; LEASING</b>										
	<b>Number of employees .....</b>	<b>35 621</b>	<b>6 158</b>	<b>6 979</b>	<b>6 737</b>	<b>5 469</b>	<b>(D)</b>	<b>3 845</b>	<b>(D)</b>	<b>(D)</b>	<b>(D)</b>
	<b>Payroll, annual (\$1,000).....</b>	<b>920 093</b>	<b>151 798</b>	<b>159 332</b>	<b>143 506</b>	<b>140 300</b>	<b>(D)</b>	<b>92 920</b>	<b>(D)</b>	<b>(D)</b>	<b>(D)</b>
531	Real estate										
	Number of employees .....	21 378	(D)	3 719	3 331	2 778	(D)	(D)	(D)	(D)	(D)
	Payroll, annual (\$1,000).....	596 718	(D)	88 473	82 914	75 367	(D)	(D)	(D)	(D)	(D)
532	Rental & leasing services										
	Number of employees .....	13 899	(D)	3 225	3 406	2 592	(D)	(D)	(D)	—	—
	Payroll, annual (\$1,000).....	308 777	(D)	66 024	60 592	60 784	(D)	(D)	(D)	—	—
533	Lessors of other nonfinancial intangible asset										
	Number of employees .....	344	(D)	35	—	99	(D)	(D)	—	—	—
	Payroll, annual (\$1,000).....	14 598	(D)	4 835	—	4 149	(D)	(D)	—	—	—
<b>54</b>	<b>PROFESSIONAL, SCIENTIFIC &amp; TECHNICAL SERVICES</b>										
	<b>Number of employees .....</b>	<b>90 126</b>	<b>12 353</b>	<b>12 479</b>	<b>14 115</b>	<b>16 731</b>	<b>11 176</b>	<b>12 313</b>	<b>6 935</b>	<b>(D)</b>	<b>(D)</b>
	<b>Payroll, annual (\$1,000).....</b>	<b>3 265 118</b>	<b>402 708</b>	<b>370 464</b>	<b>498 988</b>	<b>667 334</b>	<b>513 091</b>	<b>450 584</b>	<b>290 327</b>	<b>(D)</b>	<b>(D)</b>
541	Professional, scientific & technical services										
	Number of employees .....	90 126	12 353	12 479	14 115	16 731	11 176	12 313	6 935	(D)	(D)
	Payroll, annual (\$1,000).....	3 265 118	402 708	370 464	498 988	667 334	513 091	450 584	290 327	(D)	(D)
<b>55</b>	<b>MANAGEMENT OF COMPANIES &amp; ENTERPRISES</b>										
	<b>Number of employees .....</b>	<b>48 154</b>	<b>536</b>	<b>968</b>	<b>1 730</b>	<b>5 130</b>	<b>4 027</b>	<b>8 332</b>	<b>11 740</b>	<b>5 079</b>	<b>10 612</b>
	<b>Payroll, annual (\$1,000).....</b>	<b>3 070 260</b>	<b>71 484</b>	<b>61 767</b>	<b>108 697</b>	<b>320 917</b>	<b>218 805</b>	<b>455 251</b>	<b>624 853</b>	<b>328 197</b>	<b>880 289</b>
551	Management of companies & enterprises										
	Number of employees .....	48 154	536	968	1 730	5 130	4 027	8 332	11 740	5 079	10 612
	Payroll, annual (\$1,000).....	3 070 260	71 484	61 767	108 697	320 917	218 805	455 251	624 853	328 197	880 289
<b>56</b>	<b>ADMIN, SUPPORT, WASTE MGT, REMEDIATION SERVICES</b>										
	<b>Number of employees .....</b>	<b>153 442</b>	<b>5 614</b>	<b>7 389</b>	<b>10 842</b>	<b>18 083</b>	<b>21 758</b>	<b>34 140</b>	<b>19 949</b>	<b>20 395</b>	<b>15 272</b>
	<b>Payroll, annual (\$1,000).....</b>	<b>3 261 626</b>	<b>182 719</b>	<b>164 285</b>	<b>244 468</b>	<b>420 208</b>	<b>457 578</b>	<b>676 886</b>	<b>375 140</b>	<b>432 570</b>	<b>307 772</b>
561	Administrative & support services										
	Number of employees .....	146 407	5 310	6 960	9 933	16 572	20 473	32 401	19 091	20 395	15 272
	Payroll, annual (\$1,000).....	3 019 718	174 126	152 507	215 906	371 081	409 223	614 919	341 614	432 570	307 772
562	Waste management & remediation services										
	Number of employees .....	7 035	304	429	909	1 511	1 285	1 739	858	—	—
	Payroll, annual (\$1,000).....	241 908	8 593	11 778	28 562	49 127	48 355	61 967	33 526	—	—
<b>61</b>	<b>EDUCATIONAL SERVICES</b>										
	<b>Number of employees .....</b>	<b>46 778</b>	<b>945</b>	<b>1 301</b>	<b>1 863</b>	<b>4 120</b>	<b>3 875</b>	<b>4 565</b>	<b>5 113</b>	<b>4 228</b>	<b>20 768</b>
	<b>Payroll, annual (\$1,000).....</b>	<b>894 892</b>	<b>21 153</b>	<b>17 838</b>	<b>29 850</b>	<b>63 875</b>	<b>69 118</b>	<b>111 105</b>	<b>103 602</b>	<b>66 873</b>	<b>411 478</b>
611	Educational services										
	Number of employees .....	46 778	945	1 301	1 863	4 120	3 875	4 565	5 113	4 228	20 768
	Payroll, annual (\$1,000).....	894 892	21 153	17 838	29 850	63 875	69 118	111 105	103 602	66 873	411 478
<b>62</b>	<b>HEALTH CARE AND SOCIAL ASSISTANCE</b>										
	<b>Number of employees .....</b>	<b>319 506</b>	<b>10 657</b>	<b>20 768</b>	<b>25 690</b>	<b>35 301</b>	<b>34 873</b>	<b>58 328</b>	<b>29 731</b>	<b>20 490</b>	<b>83 668</b>
	<b>Payroll, annual (\$1,000).....</b>	<b>9 116 785</b>	<b>464 522</b>	<b>694 719</b>	<b>873 366</b>	<b>1 076 987</b>	<b>798 292</b>	<b>1 270 881</b>	<b>726 281</b>	<b>561 564</b>	<b>2 650 173</b>
621	Ambulatory health care services										
	Number of employees .....	88 831	7 893	15 990	16 550	19 209	11 136	12 186	(D)	(D)	—
	Payroll, annual (\$1,000).....	3 520 128	392 358	615 218	734 201	817 507	396 517	401 872	(D)	(D)	—
622	Hospitals										
	Number of employees .....	124 530	(D)	(D)	(D)	201	747	6 628	(D)	17 539	83 668
	Payroll, annual (\$1,000).....	3 790 646	(D)	(D)	(D)	6 070	15 267	167 398	(D)	517 597	2 650 173
623	Nursing & residential care facilities										
	Number of employees .....	65 940	(D)	(D)	(D)	6 216	16 440	32 040	(D)	—	—
	Payroll, annual (\$1,000).....	1 228 780	(D)	(D)	(D)	109 286	296 160	603 885	(D)	—	—
624	Social assistance										
	Number of employees .....	40 205	2 312	2 963	6 090	9 675	6 550	7 474	(D)	(D)	—
	Payroll, annual (\$1,000).....	577 231	36 012	43 547	88 185	144 124	90 348	97 726	(D)	(D)	—

See footnotes at end of table.

**Table 3. The State—Employees and Annual Payroll by Employment-Size Class: 2000—Con.**

[Excludes most government employees, railroad employees, and self-employed persons. Size class 1 to 4 includes establishments with payroll, but no employees, during mid-March pay period. (D) denotes figures withheld to avoid disclosing data for individual companies; the data are included in broader industry totals. For explanation of terms, abbreviations, and data reliability/comparability, see introductory text]

NAICS code	Major group	Total	Employment-size class								
			1 to 4	5 to 9	10 to 19	20 to 49	50 to 99	100 to 249	250 to 499	500 to 999	1,000 or more
<b>71</b>	<b>ARTS, ENTERTAINMENT &amp; RECREATION</b>										
	Number of employees .....	39 594	1 509	2 160	3 899	7 088	4 722	4 052	1 319	3 956	10 889
	Payroll, annual (\$1,000) .....	949 222	55 759	41 170	56 069	105 921	78 053	149 886	22 727	168 742	270 895
711	Performing arts, spectator sports & related industries										
	Number of employees .....	5 901	476	399	474	772	(D)	1 074	(D)	(D)	—
	Payroll, annual (\$1,000) .....	316 138	13 683	16 763	11 973	26 553	(D)	108 987	(D)	(D)	—
712	Museums, historical sites & like institutions										
	Number of employees .....	1 584	115	140	131	229	(D)	(D)	(D)	—	—
	Payroll, annual (\$1,000) .....	33 946	2 055	2 114	2 262	3 607	(D)	(D)	(D)	—	—
713	Amusement, gambling & recreation industries										
	Number of employees .....	32 109	918	1 621	3 294	6 087	(D)	(D)	(D)	(D)	10 889
	Payroll, annual (\$1,000) .....	599 138	40 021	22 293	41 834	75 761	(D)	(D)	(D)	(D)	270 895
<b>72</b>	<b>ACCOMMODATION &amp; FOOD SERVICES</b>										
	Number of employees .....	221 882	5 935	12 410	33 831	89 458	54 436	21 038	(D)	—	(D)
	Payroll, annual (\$1,000) .....	2 307 617	124 700	123 751	326 362	849 561	545 736	254 985	(D)	—	(D)
721	Accommodation										
	Number of employees .....	22 974	530	997	3 661	5 869	(D)	(D)	(D)	—	(D)
	Payroll, annual (\$1,000) .....	336 442	18 845	11 475	41 509	66 683	(D)	(D)	(D)	—	(D)
722	Food services & drinking places										
	Number of employees .....	198 908	5 405	11 413	30 170	83 589	(D)	(D)	(D)	—	—
	Payroll, annual (\$1,000) .....	1 971 175	105 855	112 276	284 853	782 878	(D)	(D)	(D)	—	—
<b>81</b>	<b>OTHER SERVICES (EXCEPT PUBLIC ADMINISTRATION)</b>										
	Number of employees .....	130 616	19 661	26 181	25 508	26 093	12 502	9 486	5 668	(D)	(D)
	Payroll, annual (\$1,000) .....	2 402 874	337 159	437 470	460 830	514 954	246 697	190 430	121 199	(D)	(D)
811	Repair & maintenance										
	Number of employees .....	33 790	6 122	7 859	7 620	6 924	2 483	1 269	1 513	—	—
	Payroll, annual (\$1,000) .....	863 405	135 840	181 993	196 360	203 540	70 504	35 082	40 086	—	—
812	Personal & laundry services										
	Number of employees .....	29 474	4 004	6 939	6 487	4 752	2 707	3 154	1 431	—	—
	Payroll, annual (\$1,000) .....	495 636	65 623	101 295	102 125	86 160	52 076	63 399	24 958	—	—
813	Religious, grantmaking, civic, prof & like organizations										
	Number of employees .....	67 352	9 535	11 383	11 401	14 417	7 312	5 063	2 724	(D)	(D)
	Payroll, annual (\$1,000) .....	1 043 833	135 696	154 182	162 345	225 254	124 117	91 949	56 155	(D)	(D)
<b>95</b>	<b>AUXILIARIES (EXC CORPORATE, SUBSIDIARY &amp; REGIONAL MGT)</b>										
	Number of employees .....	19 372	153	329	565	2 138	2 027	3 791	—	3 696	6 673
	Payroll, annual (\$1,000) .....	979 043	9 058	13 126	24 123	68 938	78 670	178 854	—	187 379	418 895
<b>99</b>	<b>UNCLASSIFIED ESTABLISHMENTS</b>										
	Number of employees .....	1 664	617	434	(D)	(D)	—	—	—	—	—
	Payroll, annual (\$1,000) .....	35 586	23 963	5 307	(D)	(D)	—	—	—	—	—

Note: Employment-size classes are indicated as follows: A—0 to 19; B—20 to 99; C—100 to 249; E—250 to 499; F—500 to 999; G—1,000 to 2,499; H—2,500 to 4,999; I—5,000 to 9,999; J—10,000 to 24,999; K—25,000 to 49,999; L—50,000 to 99,999; M—100,000 or more.

**Table 4. The State—Establishments With 1,000 Employees or More by Major Group and Employment-Size Class: 2000**

[Excludes most government employees, railroad employees, and self-employed persons. For explanation of terms, abbreviations, and data reliability/comparability, see introductory text]

NAICS code	Major group	Total number of establishments	Number of establishments by employment-size class			
			1,000 to 1,499	1,500 to 2,499	2,500 to 4,999	5,000 or more
	<b>Total</b> .....	<b>181</b>	<b>83</b>	<b>63</b>	<b>25</b>	<b>10</b>
<b>23</b>	<b>Construction</b> .....	<b>2</b>	<b>2</b>	—	—	—
234	Heavy construction .....	1	1	—	—	—
235	Special trade contractors .....	1	1	—	—	—
<b>31-33</b>	<b>Manufacturing</b> .....	<b>75</b>	<b>33</b>	<b>24</b>	<b>13</b>	<b>5</b>
311	Food mfg .....	3	1	2	—	—
323	Printing & related support activities .....	2	—	2	—	—
324	Petroleum & coal products mfg .....	1	1	—	—	—
325	Chemical mfg .....	5	2	2	1	—
326	Plastics & rubber products mfg .....	1	1	—	—	—
331	Primary metal mfg .....	9	3	2	1	3
332	Fabricated metal product mfg .....	2	1	1	—	—
333	Machinery mfg .....	6	5	1	—	—
334	Computer & electronic product mfg .....	4	1	2	1	—
335	Electrical equip, appliance & component mfg .....	2	—	—	2	—
336	Transportation equipment mfg .....	35	15	10	8	2
337	Furniture & related product mfg .....	1	1	—	—	—
339	Miscellaneous mfg .....	4	2	2	—	—
<b>42</b>	<b>Wholesale trade</b> .....	<b>1</b>	<b>1</b>	—	—	—
422	Wholesale trade, nondurable goods .....	1	1	—	—	—
<b>44-45</b>	<b>Retail trade</b> .....	<b>4</b>	<b>2</b>	<b>2</b>	—	—
451	Sporting goods, hobby, book & music stores .....	1	1	—	—	—
454	Nonstore retailers .....	3	1	2	—	—
<b>48-49</b>	<b>Transportation &amp; warehousing</b> .....	<b>10</b>	<b>1</b>	<b>5</b>	<b>2</b>	<b>2</b>
481	Air transportation .....	2	—	—	2	—
483	Water transportation .....	1	—	1	—	—
484	Truck transportation .....	4	1	3	—	—
488	Transportation support activities .....	1	—	1	—	—
492	Couriers & messengers .....	2	—	—	—	2
<b>51</b>	<b>Information</b> .....	<b>1</b>	<b>1</b>	—	—	—
511	Publishing industries .....	1	1	—	—	—
<b>52</b>	<b>Finance &amp; insurance</b> .....	<b>7</b>	<b>4</b>	<b>2</b>	<b>1</b>	—
522	Credit intermediation & related activities .....	2	1	1	—	—
524	Insurance carriers & related activities .....	5	3	1	1	—
<b>53</b>	<b>Real estate &amp; rental &amp; leasing</b> .....	<b>1</b>	<b>1</b>	—	—	—
531	Real estate .....	1	1	—	—	—
<b>54</b>	<b>Professional, scientific &amp; technical services</b> .....	<b>2</b>	<b>2</b>	—	—	—
541	Professional, scientific & technical services .....	2	2	—	—	—
<b>55</b>	<b>Management of companies &amp; enterprises</b> .....	<b>4</b>	—	<b>3</b>	<b>1</b>	—
551	Management of companies & enterprises .....	4	—	3	1	—
<b>56</b>	<b>Admin, support, waste mgt, remediation services</b> .....	<b>10</b>	<b>8</b>	<b>1</b>	<b>1</b>	—
561	Administrative & support services .....	10	8	1	1	—
<b>61</b>	<b>Educational services</b> .....	<b>11</b>	<b>5</b>	<b>5</b>	—	<b>1</b>
611	Educational services .....	11	5	5	—	1
<b>62</b>	<b>Health care and social assistance</b> .....	<b>40</b>	<b>17</b>	<b>15</b>	<b>6</b>	<b>2</b>
622	Hospitals .....	40	17	15	6	2
<b>71</b>	<b>Arts, entertainment &amp; recreation</b> .....	<b>6</b>	<b>2</b>	<b>4</b>	—	—
713	Amusement, gambling & recreation industries .....	6	2	4	—	—
<b>72</b>	<b>Accommodation &amp; food services</b> .....	<b>1</b>	<b>1</b>	—	—	—
721	Accommodation .....	1	1	—	—	—
<b>81</b>	<b>Other services (except public administration)</b> .....	<b>1</b>	—	—	<b>1</b>	—
813	Religious, grantmaking, civic, prof & like organizations .....	1	—	—	1	—
<b>95</b>	<b>Auxiliaries (exc corporate, subsidiary &amp; regional mgt)</b> .....	<b>5</b>	<b>3</b>	<b>2</b>	—	—

**Table 5. The State—Employees, Payroll, and Establishments by County: 2000 and 1999**

[Excludes most government employees, railroad employees, and self-employed persons. (D) denotes figures withheld to avoid disclosing data for individual companies; the data are included in broader industry totals. For explanation of terms, abbreviations, and data reliability/comparability, see introductory text]

County	2000				1999			
	Number of establishments	Number of employees for week including March 12	Payroll (\$1,000)		Number of establishments	Number of employees for week including March 12	Payroll (\$1,000)	
			First quarter	Annual			First quarter	Annual
<b>Total</b>	<b>146 321</b>	<b>2 650 774</b>	<b>19 581 532</b>	<b>78 992 813</b>	<b>146 528</b>	<b>2 580 408</b>	<b>17 965 481</b>	<b>75 591 951</b>
Adams	788	14 337	90 323	352 899	774	13 592	76 482	349 250
Allen	8 949	178 983	1 370 929	5 477 036	8 848	179 644	1 284 414	5 408 259
Bartholomew	1 972	38 565	267 776	1 090 144	1 974	35 703	230 612	1 022 485
Benton	252	2 106	10 154	42 198	256	2 020	9 094	40 836
Blackford	286	4 247	25 560	94 174	285	3 749	20 960	90 743
Boone	1 264	12 741	77 268	327 113	1 219	11 971	63 671	288 917
Brown	383	2 271	8 853	39 430	397	2 104	7 176	35 062
Carroll	409	5 078	25 942	106 707	413	4 826	24 228	101 077
Cass	852	16 427	92 908	399 191	872	16 224	87 184	386 755
Clark	2 453	41 990	255 570	1 076 089	2 440	40 940	231 229	1 012 266
Clay	529	5 999	32 060	133 540	543	5 961	29 018	123 594
Clinton	648	10 284	64 809	278 517	684	10 583	57 335	260 327
Crawford	145	1 214	5 248	21 615	148	1 299	4 975	22 261
Daviess	749	8 814	43 409	177 538	764	8 996	40 915	174 559
Dearborn	973	13 322	79 146	338 405	983	12 999	74 482	329 875
Decatur	619	12 799	75 957	331 054	633	12 247	67 752	301 704
De Kalb	969	21 971	178 845	719 726	985	22 234	160 475	688 719
Delaware	2 698	50 463	317 678	1 293 158	2 764	47 613	285 453	1 239 910
Dubois	1 259	28 796	193 254	805 661	1 253	29 770	184 204	810 009
Elihu	5 012	118 354	859 864	3 377 157	5 016	114 299	745 701	3 302 679
Fayette	538	9 656	79 639	324 640	548	9 702	82 236	321 789
Floyd	1 721	26 759	163 486	695 883	1 730	26 321	147 980	657 654
Fountain	378	5 030	29 600	117 021	377	4 985	24 939	114 943
Franklin	360	3 988	20 896	90 357	376	3 878	18 341	82 915
Fulton	505	6 460	36 164	161 452	500	6 598	34 669	157 529
Gibson	749	12 065	77 155	354 432	741	11 306	65 662	304 622
Grant	1 538	31 256	203 370	828 917	1 555	31 456	195 302	827 055
Greene	643	5 964	26 113	107 686	647	6 099	26 184	106 998
Hamilton	5 320	79 865	724 387	2 930 227	5 190	75 366	665 783	2 744 736
Hancock	1 265	14 135	116 722	456 262	1 225	13 431	112 726	414 752
Harrison	651	8 466	47 222	191 695	653	7 979	39 474	170 908
Hendricks	2 147	26 511	162 086	678 099	2 116	24 440	134 974	595 761
Henry	962	12 650	106 269	387 463	964	12 979	97 856	387 717
Howard	1 970	44 809	538 559	1 848 892	2 014	43 592	478 287	1 861 569
Huntington	881	15 784	93 759	384 595	888	15 399	81 906	364 484
Jackson	1 075	19 217	122 029	513 502	1 091	18 918	110 444	491 943
Jasper	782	10 035	58 406	245 238	771	9 285	52 908	234 623
Jay	437	6 907	39 799	163 456	432	6 998	36 352	157 436
Jefferson	730	12 059	74 602	299 178	737	11 388	66 076	287 171
Jennings	440	7 007	40 070	165 790	432	6 433	33 725	154 684
Johnson	2 633	39 739	230 206	972 692	2 646	37 382	200 512	888 016
Knox	1 028	14 062	78 408	316 985	1 048	14 117	73 039	312 714
Kosciusko	1 896	32 756	237 134	1 012 033	1 878	30 955	212 700	936 408
Lagrange	704	11 427	76 282	309 842	696	10 968	64 850	307 819
Lake	10 042	179 223	1 328 669	5 461 812	10 129	175 548	1 226 819	5 233 399
La Porte	2 635	40 277	254 590	1 045 760	2 671	39 448	238 072	1 027 193
Lawrence	937	13 969	96 280	349 193	904	13 770	87 138	372 564
Madison	2 773	42 346	295 640	1 218 464	2 774	42 338	269 837	1 164 807
Marion	24 388	564 665	5 148 656	20 172 358	24 410	543 952	4 807 112	19 124 721
Marshall	1 129	18 414	112 432	453 836	1 135	18 864	108 672	471 536
Martin	246	2 477	13 688	54 974	247	2 486	13 074	55 082
Miami	682	8 235	44 328	184 054	687	7 505	38 712	170 599
Monroe	2 926	47 347	275 753	1 181 307	2 929	45 718	248 145	1 128 921
Montgomery	918	15 479	107 360	448 515	912	15 267	97 591	419 878
Morgan	1 307	13 803	73 497	306 055	1 293	13 321	70 255	307 627
Newton	289	3 208	17 454	73 961	282	3 064	16 028	72 077
Noble	916	19 464	130 188	540 649	928	19 209	117 429	506 037
Ohio	77	1 795	11 175	43 421	74	1 797	10 766	40 901
Orange	393	6 824	37 878	152 808	401	7 067	36 062	151 788
Owen	315	3 527	18 196	75 439	319	3 342	15 745	69 915
Parke	302	2 453	11 470	49 767	300	2 498	10 331	46 361
Perry	386	4 728	26 951	117 645	408	4 595	23 915	102 660
Pike	190	2 100	16 727	63 683	202	1 926	14 659	56 622
Porter	3 287	50 177	372 599	1 551 687	3 300	49 728	362 838	1 537 138
Posey	531	7 555	63 396	270 810	554	7 845	60 258	260 964
Pulaski	357	3 366	21 852	88 994	333	3 841	22 959	93 483
Putnam	683	10 985	58 298	248 166	684	10 958	51 713	225 612
Randolph	577	6 585	39 380	168 222	549	6 865	35 176	160 081
Ripley	742	12 201	106 371	404 310	754	11 420	95 832	376 301
Rush	414	4 584	24 780	104 807	416	4 552	22 457	99 191
St. Joseph	6 557	125 092	875 681	3 636 555	6 585	123 952	784 789	3 423 102
Scott	453	6 918	36 484	152 508	441	6 437	32 224	141 129
Shelby	960	15 447	104 994	431 580	948	16 396	103 453	441 750
Spencer	415	7 129	45 312	189 419	413	6 097	38 817	171 275
Starke	344	3 865	17 619	74 988	360	3 820	16 693	76 558
Steuben	1 018	21 270	122 207	494 230	1 033	21 558	117 667	511 169
Sullivan	387	3 871	23 581	90 476	392	3 976	23 714	98 710
Switzerland	122	982	4 072	32 640	117	959	4 111	18 421
Tippecanoe	3 192	65 409	454 941	1 891 989	3 161	63 353	425 025	1 798 641
Tipton	320	3 793	24 069	102 540	335	3 733	21 408	96 706
Union	143	969	4 305	18 112	137	976	4 283	18 176
Vanderburgh	5 252	111 142	773 127	3 152 772	5 284	108 459	696 014	2 987 899
Vermillion	288	4 871	40 118	161 646	285	4 678	41 033	143 125
Vigo	2 642	47 942	285 850	1 160 210	2 686	46 685	265 888	1 144 861
Wabash	845	13 411	80 985	331 961	843	12 901	74 972	319 740
Warren	108	1 042	5 616	24 694	110	997	4 841	21 681
Warrick	1 037	11 661	74 921	333 542	1 040	11 294	72 224	307 056
Washington	468	5 854	31 970	134 252	466	5 838	30 042	124 785
Wayne	1 709	33 317	194 816	812 691	1 739	32 489	186 011	811 484
Wells	608	11 419	69 102	282 110	610	11 088	65 237	279 664
White	699	9 347	51 088	214 996	696	8 790	46 111	207 115
Whitley	696	11 636	71 241	295 807	717	11 706	63 510	283 612

See footnotes at end of table.



**Table 5. The State—Employees, Payroll, and Establishments by County: 2000 and 1999—Con.**

[Excludes most government employees, railroad employees, and self-employed persons. (D) denotes figures withheld to avoid disclosing data for individual companies; the data are included in broader industry totals. For explanation of terms, abbreviations, and data reliability/comparability, see introductory text]

County	2000				1999			
	Number of establishments	Number of employees for week including March 12	Payroll (\$1,000)		Number of establishments	Number of employees for week including March 12	Payroll (\$1,000)	
			First quarter	Annual			First quarter	Annual
<b>Statewide .....</b>	<b>54</b>	<b>3 232</b>	<b>23 909</b>	<b>104 709</b>	<b>29</b>	<b>553</b>	<b>3 534</b>	<b>16 301</b>

Note: Employment-size classes are indicated as follows: A—0 to 19; B—20 to 99; C—100 to 249; E—250 to 499; F—500 to 999; G—1,000 to 2,499; H—2,500 to 4,999; I—5,000 to 9,999; J—10,000 to 24,999; K—25,000 to 49,999; L—50,000 to 99,999; M—100,000 or more.

**Table 6. Counties—Employees, Payroll, and Establishments by Industry: 2000**

[Excludes most government employees, railroad employees, and self-employed persons. Size class 1 to 4 includes establishments with payroll, but no employees, during mid-March pay period. (D) denotes figures withheld to avoid disclosing data for individual companies; the data are included in broader industry totals. Detailed industries with 100 or more employees are shown if industry was not a (D). For explanation of terms, abbreviations, and data reliability/comparability, see introductory text]

NAICS code	Industry	Number of employees for week including March 12	Payroll (\$1,000)		Total number of establishments	Number of establishments by employment-size class									
			First quarter	Annual		1 to 4	5 to 9	10 to 19	20 to 49	50 to 99	100 to 249	250 to 499	500 to 999	1,000 or more	
<b>ADAMS</b>															
	<b>Total</b> .....	<b>14 337</b>	<b>90 323</b>	<b>352 899</b>	<b>788</b>	<b>397</b>	<b>172</b>	<b>117</b>	<b>59</b>	<b>15</b>	<b>19</b>	<b>5</b>	<b>3</b>	<b>1</b>	
11	Forestry, fishing, hunting, and agriculture support .....	11	73	287	4	3	1	-	-	-	-	-	-	-	
21	Mining .....	(B)	(D)	(D)	3	1	-	2	-	-	-	-	-	-	
22	Utilities .....	(A)	(D)	(D)	2	1	-	1	-	-	-	-	-	-	
23	Construction .....	491	2 864	14 405	89	53	21	12	3	-	-	-	-	-	
233	Building, developing & general contracting .....	123	671	3 116	23	14	3	6	-	-	-	-	-	-	
2332	Residential building construction .....	(C)	(D)	(D)	19	11	3	5	-	-	-	-	-	-	
235	Special trade contractors .....	295	1 640	7 292	58	36	17	3	2	-	-	-	-	-	
2351	Plumbing, heating & AC contractor .....	120	700	2 894	12	6	2	2	2	-	-	-	-	-	
23511	Plumbing, heating & AC contractor .....	120	700	2 894	12	6	2	2	2	-	-	-	-	-	
235110	Plumbing, heating & AC contractor .....	120	700	2 894	12	6	2	2	2	-	-	-	-	-	
31-33	<b>Manufacturing</b> .....	<b>7 124</b>	<b>57 941</b>	<b>212 889</b>	<b>65</b>	<b>13</b>	<b>9</b>	<b>9</b>	<b>13</b>	<b>3</b>	<b>10</b>	<b>5</b>	<b>2</b>	<b>1</b>	
311	Food mfg .....	390	3 523	16 541	4	1	-	1	-	-	2	-	-	-	
3112	Grain & oilseed milling .....	(C)	(D)	(D)	1	-	-	-	-	-	1	-	-	-	
31122	Starch & vegetable fats & oils mfg .....	(C)	(D)	(D)	1	-	-	-	-	-	1	-	-	-	
3114	Fruit & veg preserving & specialty food mfg .....	(C)	(D)	(D)	1	-	-	-	-	-	1	-	-	-	
31142	Fruit & veg canning, pickling & drying .....	(C)	(D)	(D)	1	-	-	-	-	-	1	-	-	-	
321	Wood product mfg .....	580	3 914	15 126	6	1	-	3	1	-	-	1	-	-	
3219	Other wood product mfg .....	(F)	(D)	(D)	5	1	-	2	1	-	-	1	-	-	
32199	All other wood product mfg .....	(F)	(D)	(D)	3	-	-	1	1	-	-	1	-	-	
323	Printing & related support activities .....	196	1 404	4 711	4	1	1	1	-	-	1	-	-	-	
3231	Printing & related support activities .....	196	1 404	4 711	4	1	1	1	-	-	1	-	-	-	
32311	Printing .....	196	1 404	4 711	4	1	1	1	-	-	1	-	-	-	
325	Chemical mfg .....	(C)	(D)	(D)	2	1	-	-	-	-	1	-	-	-	
3251	Basic chemical mfg .....	(C)	(D)	(D)	1	-	-	-	-	-	1	-	-	-	
32513	Synthetic dye & pigment mfg .....	(C)	(D)	(D)	1	-	-	-	-	-	1	-	-	-	
326	Plastics & rubber products mfg .....	958	8 357	26 561	3	-	-	-	-	-	1	2	-	-	
3261	Plastics product mfg .....	958	8 357	26 561	3	-	-	-	-	-	1	2	-	-	
32614	Polystyrene foam product mfg .....	(C)	(D)	(D)	1	-	-	-	-	-	1	-	-	-	
32619	Other plastics product mfg .....	(F)	(D)	(D)	2	-	-	-	-	-	-	2	-	-	
331	Primary metal mfg .....	(C)	(D)	(D)	3	-	1	-	1	-	1	-	-	-	
3315	Foundries .....	(C)	(D)	(D)	2	-	1	-	-	-	1	-	-	-	
33151	Ferrous metal foundries .....	(C)	(D)	(D)	2	-	1	-	-	-	1	-	-	-	
332	Fabricated metal product mfg .....	410	3 294	13 675	11	3	1	1	4	1	1	-	-	-	
3329	Other fabricated metal product mfg .....	(C)	(D)	(D)	3	-	1	-	1	-	1	-	-	-	
33299	All other fabricated metal product mfg .....	(C)	(D)	(D)	3	-	1	-	1	-	1	-	-	-	
333	Machinery mfg .....	483	4 524	20 124	14	1	5	2	4	1	1	-	-	-	
3335	Metalworking machinery mfg .....	437	4 287	19 157	9	1	1	1	4	1	1	-	-	-	
33351	Metalworking machinery mfg .....	437	4 287	19 157	9	1	1	1	4	1	1	-	-	-	
333514	Special die, tool, die set, jig & fixture mfg ..	174	1 493	6 845	5	1	-	1	2	1	-	-	-	-	
334	Computer & electronic product mfg .....	(F)	(D)	(D)	2	1	-	-	-	-	-	-	1	-	
3344	Semiconductor & oth electronic component mfg .....	(F)	(D)	(D)	2	1	-	-	-	-	-	-	1	-	
33441	Semiconductor & oth electronic component mfg .....	(F)	(D)	(D)	2	1	-	-	-	-	-	-	1	-	
336	Transportation equipment mfg .....	2 686	21 812	71 119	5	-	-	-	1	-	-	2	1	1	
3362	Motor vehicle body & trailer mfg .....	(G)	(D)	(D)	3	-	-	-	-	-	-	2	-	1	
33621	Motor vehicle body & trailer mfg .....	(G)	(D)	(D)	3	-	-	-	-	-	-	2	-	1	
3366	Ship & boat building .....	(F)	(D)	(D)	1	-	-	-	-	-	-	-	1	-	
33661	Ship & boat building .....	(F)	(D)	(D)	1	-	-	-	-	-	-	-	1	-	
337	Furniture & related product mfg .....	327	2 114	8 902	4	1	-	1	-	-	2	-	-	-	
3371	HH & institutional furniture & kitchen cabinet mfg .....	(E)	(D)	(D)	2	-	-	-	-	-	2	-	-	-	
33712	Household & institutional furniture mfg .....	(E)	(D)	(D)	2	-	-	-	-	-	2	-	-	-	
42	<b>Wholesale trade</b> .....	<b>386</b>	<b>2 160</b>	<b>9 927</b>	<b>37</b>	<b>21</b>	<b>5</b>	<b>8</b>	<b>2</b>	<b>-</b>	<b>1</b>	<b>-</b>	<b>-</b>	<b>-</b>	
421	Wholesale trade, durable goods .....	145	669	2 937	20	13	2	3	2	-	-	-	-	-	
422	Wholesale trade, nondurable goods .....	241	1 491	6 990	17	8	3	5	-	-	1	-	-	-	
4224	Grocery & related product whse .....	(C)	(D)	(D)	4	3	-	-	-	-	1	-	-	-	
42243	Dairy product (exc dried or canned) whse ...	(C)	(D)	(D)	2	1	-	-	-	-	1	-	-	-	

See footnotes at end of table.

**Table 6. Counties—Employees, Payroll, and Establishments by Industry: 2000—Con.**

[Excludes most government employees, railroad employees, and self-employed persons. Size class 1 to 4 includes establishments with payroll, but no employees, during mid-March pay period. (D) denotes figures withheld to avoid disclosing data for individual companies; the data are included in broader industry totals. Detailed industries with 100 or more employees are shown if industry was not a (D). For explanation of terms, abbreviations, and data reliability/comparability, see introductory text]

NAICS code	Industry	Number of employees for week including March 12	Payroll (\$1,000)		Total number of establishments	Number of establishments by employment-size class								
			First quarter	Annual		1 to 4	5 to 9	10 to 19	20 to 49	50 to 99	100 to 249	250 to 499	500 to 999	1,000 or more
<b>ADAMS—Con.</b>														
<b>44-45</b>	<b>Retail trade</b>	<b>1 956</b>	<b>8 154</b>	<b>32 476</b>	<b>171</b>	<b>75</b>	<b>43</b>	<b>30</b>	<b>15</b>	<b>5</b>	<b>3</b>			
441	Motor vehicle & parts dealers	352	2 796	10 483	34	17	7	4	4	2				
4411	Automobile dealers	200	1 380	5 229	20	9	6	1	3	1				
44111	New car dealers	161	1 210	4 652	8	2	1	1	3	1				
441110	New car dealers	161	1 210	4 652	8	2	1	1	3	1				
4413	Automotive parts, accessories & tire stores	(C)	(D)	(D)	12	7	1	2	1	1				
444	Bldg material & garden equip & supp dealers	181	998	4 181	22	7	8	5	2					
4441	Building material & supplies dealers	130	757	3 152	14	4	5	3	2					
445	Food & beverage stores	463	1 136	4 364	17	5	4	2	2	3	1			
4451	Grocery stores	379	899	3 438	7	1	1		1	3	1			
44511	Grocery (except convenience) stores	379	899	3 438	7	1	1		1	3	1			
445110	Grocery (except convenience) stores	379	899	3 438	7	1	1		1	3	1			
447	Gasoline stations	215	491	2 027	21	5	6	8	2					
4471	Gasoline stations	215	491	2 027	21	5	6	8	2					
44711	Gasoline stations with convenience stores	177	356	1 362	13	1	4	6	2					
447110	Gasoline stations with convenience stores	177	356	1 362	13	1	4	6	2					
452	General merchandise stores	288	879	3 675	10	3	4	1		2				
4521	Department stores	(C)	(D)	(D)	2						2			
45211	Department stores	(C)	(D)	(D)	2						2			
454	Nonstore retailers	139	782	3 035	12	5	2	3	2					
<b>48-49</b>	<b>Transportation &amp; warehousing</b>	<b>169</b>	<b>1 363</b>	<b>5 801</b>	<b>23</b>	<b>11</b>	<b>9</b>	<b>1</b>	<b>2</b>					
484	Truck transportation	(C)	(D)	(D)	21	9	9	1	2					
4841	General freight trucking	100	782	3 154	12	4	6	1	1					
<b>51</b>	<b>Information</b>	<b>233</b>	<b>1 639</b>	<b>6 563</b>	<b>9</b>	<b>3</b>		<b>3</b>	<b>1</b>	<b>1</b>	<b>1</b>			
511	Publishing industries	(C)	(D)	(D)	3			1	1	1				
5111	Newspaper, periodical, book, database publishers	(C)	(D)	(D)	3			1	1	1				
513	Broadcasting & telecommunications	(C)	(D)	(D)	5	2		2			1			
5133	Telecommunications	(C)	(D)	(D)	5	2		2			1			
51331	Wired telecommunications carriers	(C)	(D)	(D)	4	1		2			1			
<b>52</b>	<b>Finance &amp; insurance</b>	<b>357</b>	<b>2 254</b>	<b>9 644</b>	<b>45</b>	<b>26</b>	<b>11</b>	<b>3</b>	<b>4</b>	<b>1</b>				
522	Credit intermediation & related activities	296	1 892	8 127	23	9	6	3	4	1				
5221	Depository credit intermediation	261	1 697	7 384	16	5	3	3	4	1				
52211	Commercial banking	198	1 355	5 993	10	3		3	3	1				
522110	Commercial banking	198	1 355	5 993	10	3		3	3	1				
<b>53</b>	<b>Real estate &amp; rental &amp; leasing</b>	<b>71</b>	<b>278</b>	<b>1 190</b>	<b>21</b>	<b>18</b>	<b>2</b>		<b>1</b>					
<b>54</b>	<b>Professional, scientific &amp; technical services</b>	<b>129</b>	<b>739</b>	<b>2 933</b>	<b>41</b>	<b>29</b>	<b>11</b>	<b>1</b>						
541	Professional, scientific & technical services	129	739	2 933	41	29	11	1						
<b>55</b>	<b>Management of companies &amp; enterprises</b>	<b>(A)</b>	<b>(D)</b>	<b>(D)</b>	<b>2</b>	<b>1</b>	<b>1</b>							
<b>56</b>	<b>Admin, support, waste mgt, remediation services</b>	<b>284</b>	<b>1 110</b>	<b>6 342</b>	<b>35</b>	<b>21</b>	<b>7</b>	<b>5</b>	<b>1</b>		<b>1</b>			
561	Administrative & support services	254	958	5 659	31	20	6	3	1		1			
5613	Employment services	148	471	2 071	5	2		2			1			
56131	Employment placement agencies	(C)	(D)	(D)	2	1					1			
<b>61</b>	<b>Educational services</b>	<b>36</b>	<b>118</b>	<b>493</b>	<b>5</b>	<b>2</b>	<b>2</b>	<b>1</b>						
<b>62</b>	<b>Health care and social assistance</b>	<b>1 249</b>	<b>5 835</b>	<b>25 373</b>	<b>53</b>	<b>22</b>	<b>13</b>	<b>14</b>	<b>1</b>	<b>1</b>	<b>1</b>		<b>1</b>	
621	Ambulatory health care services	251	1 502	7 007	32	12	9	10	1					
622	Hospitals	(F)	(D)	(D)	1									1
6221	General medical & surgical hospitals	(F)	(D)	(D)	1									1
62211	General medical & surgical hospitals	(F)	(D)	(D)	1									1
623	Nursing & residential care facilities	(E)	(D)	(D)	8	1	3	2		1	1			
6233	Community care facilities for the elderly	(C)	(D)	(D)	2		1				1			
62331	Community care facilities for the elderly	(C)	(D)	(D)	2		1				1			
<b>71</b>	<b>Arts, entertainment &amp; recreation</b>	<b>(B)</b>	<b>(D)</b>	<b>(D)</b>	<b>7</b>	<b>2</b>	<b>3</b>	<b>2</b>						
<b>72</b>	<b>Accommodation &amp; food services</b>	<b>1 000</b>	<b>1 841</b>	<b>7 790</b>	<b>52</b>	<b>14</b>	<b>3</b>	<b>18</b>	<b>12</b>	<b>4</b>	<b>1</b>			
722	Food services & drinking places	931	1 660	7 034	47	13	3	15	11	4	1			
7221	Full-service restaurants	641	1 142	4 840	24	5	1	7	6	4	1			
72211	Full-service restaurants	641	1 142	4 840	24	5	1	7	6	4	1			
722110	Full-service restaurants	641	1 142	4 840	24	5	1	7	6	4	1			
7222	Limited-service eating places	266	457	1 951	15	2		8	5					
72221	Limited-service eating places	266	457	1 951	15	2		8	5					
<b>81</b>	<b>Other services (except public administration)</b>	<b>525</b>	<b>1 546</b>	<b>6 237</b>	<b>115</b>	<b>74</b>	<b>31</b>	<b>7</b>	<b>3</b>					
811	Repair & maintenance	118	518	2 037	32	24	6	2						
812	Personal & laundry services	107	321	1 335	26	13	12	1						
813	Religious, grantmaking, civic, prof & like organizations	300	707	2 865	57	37	13	4	3					
8131	Religious organizations	212	522	2 091	37	23	9	3	2					
81311	Religious organizations	212	522	2 091	37	23	9	3	2					
813110	Religious organizations	212	522	2 091	37	23	9	3	2					

See footnotes at end of table.

**Table 6. Counties—Employees, Payroll, and Establishments by Industry: 2000—Con.**

[Excludes most government employees, railroad employees, and self-employed persons. Size class 1 to 4 includes establishments with payroll, but no employees, during mid-March pay period. (D) denotes figures withheld to avoid disclosing data for individual companies; the data are included in broader industry totals. Detailed industries with 100 or more employees are shown if industry was not a (D). For explanation of terms, abbreviations, and data reliability/comparability, see introductory text]

NAICS code	Industry	Number of employees for week including March 12	Payroll (\$1,000)		Total number of establishments	Number of establishments by employment-size class									
			First quarter	Annual		1 to 4	5 to 9	10 to 19	20 to 49	50 to 99	100 to 249	250 to 499	500 to 999	1,000 or more	
<b>ADAMS—Con.</b>															
95	Auxiliaries (exc corporate, subsidiary & regional mgt) .....	(C)	(D)	(D)	2	—	—	—	1	—	1	—	—	—	
99	Unclassified establishments .....	7	22	96	7	7	—	—	—	—	—	—	—	—	
<b>ALLEN</b>															
	<b>Total</b> .....	<b>178 983</b>	<b>1 370 929</b>	<b>5 477 036</b>	<b>8 949</b>	<b>4 122</b>	<b>1 799</b>	<b>1 359</b>	<b>994</b>	<b>396</b>	<b>199</b>	<b>48</b>	<b>20</b>	<b>12</b>	
11	Forestry, fishing, hunting, and agriculture support .....	(B)	(D)	(D)	14	10	4	—	—	—	—	—	—	—	
21	Mining .....	109	1 100	4 726	8	3	2	1	1	1	—	—	—	—	
212	Mining (except oil & gas) .....	109	1 100	4 726	8	3	2	1	1	1	—	—	—	—	
2123	Nonmetallic mineral mining & quarrying .....	109	1 100	4 726	8	3	2	1	1	1	—	—	—	—	
22	Utilities .....	(F)	(D)	(D)	11	4	1	—	—	2	4	—	—	—	
221	Utilities .....	(F)	(D)	(D)	11	4	1	—	—	2	4	—	—	—	
2211	Elec pwr generation, transmsn & distribution ...	(F)	(D)	(D)	10	3	1	—	—	2	4	—	—	—	
22111	Electric power generation .....	(E)	(D)	(D)	5	2	—	—	—	1	2	—	—	—	
22112	Electric pwr transmsn, control & distribution ..	(E)	(D)	(D)	5	1	1	—	—	1	2	—	—	—	
23	Construction .....	10 778	90 409	411 039	1 011	570	202	119	82	24	11	2	1	—	
233	Building, developing & general contracting .....	3 082	25 635	107 585	329	203	62	26	29	6	2	1	—	—	
2332	Residential building construction .....	1 179	7 366	32 666	252	172	50	18	12	—	—	—	—	—	
23321	Single-family housing construction .....	1 160	7 238	32 195	246	168	49	17	12	—	—	—	—	—	
233210	Single-family housing construction .....	1 160	7 238	32 195	246	168	49	17	12	—	—	—	—	—	
2333	Nonresidential building construction .....	1 807	17 649	71 673	61	23	7	6	16	6	2	1	—	—	
23331	Mfg & industrial building construction .....	191	1 752	9 148	9	4	—	1	3	1	—	—	—	—	
233310	Mfg & industrial building construction .....	191	1 752	9 148	9	4	—	1	3	1	—	—	—	—	
23332	Commercial & institutional bldg construction ..	1 616	15 897	62 525	52	19	7	5	13	5	2	1	—	—	
233320	Commercial & institutional bldg construction ..	1 616	15 897	62 525	52	19	7	5	13	5	2	1	—	—	
234	Heavy construction .....	1 439	11 231	71 057	39	15	7	5	4	3	4	1	—	—	
2341	Highway, street, bridge & tunnel construction ...	(F)	(D)	(D)	13	4	—	3	2	—	4	—	—	—	
23411	Highway & street construction .....	579	6 543	49 306	12	4	—	3	2	—	3	—	—	—	
234110	Highway & street construction .....	579	6 543	49 306	12	4	—	3	2	—	3	—	—	—	
23412	Bridge & tunnel construction .....	(C)	(D)	(D)	1	—	—	—	—	—	1	—	—	—	
2349	Other heavy construction .....	(F)	(D)	(D)	26	11	7	2	2	3	—	1	—	—	
23491	Water, sewer & pipeline construction .....	182	1 561	8 364	10	2	3	2	2	1	—	—	—	—	
234910	Water, sewer & pipeline construction .....	182	1 561	8 364	10	2	3	2	2	1	—	—	—	—	
23499	All other heavy construction .....	(F)	(D)	(D)	15	8	4	—	—	2	—	1	—	—	
235	Special trade contractors .....	6 257	53 543	232 397	643	352	133	88	49	15	5	—	1	—	
2351	Plumbing, heating & AC contractor .....	2 169	25 158	102 795	130	54	28	29	9	7	2	—	1	—	
23511	Plumbing, heating & AC contractor .....	2 169	25 158	102 795	130	54	28	29	9	7	2	—	1	—	
235110	Plumbing, heating & AC contractor .....	2 169	25 158	102 795	130	54	28	29	9	7	2	—	1	—	
2352	Painting & wall covering contractors .....	430	2 112	10 466	77	52	13	6	6	—	—	—	—	—	
23521	Painting & wall covering contractors .....	430	2 112	10 466	77	52	13	6	6	—	—	—	—	—	
235210	Painting & wall covering contractors .....	430	2 112	10 466	77	52	13	6	6	—	—	—	—	—	
2353	Electrical contractors .....	1 001	8 234	36 149	87	36	23	10	13	5	—	—	—	—	
23531	Electrical contractors .....	1 001	8 234	36 149	87	36	23	10	13	5	—	—	—	—	
235310	Electrical contractors .....	1 001	8 234	36 149	87	36	23	10	13	5	—	—	—	—	
2354	Masonry, drywall, insulation, tile contractors ...	663	4 638	19 409	69	37	12	10	9	1	—	—	—	—	
23541	Masonry & stone contractors .....	328	2 395	9 576	32	18	5	6	2	1	—	—	—	—	
235410	Masonry & stone contractors .....	328	2 395	9 576	32	18	5	6	2	1	—	—	—	—	
23542	Drywall, acoustical & insulation contractors ...	235	1 508	6 604	33	19	6	4	4	—	—	—	—	—	
235420	Drywall, acoustical & insulation contractors ...	235	1 508	6 604	33	19	6	4	4	—	—	—	—	—	
23543	Tile, marble, terrazzo & mosaic contractors ..	100	735	3 229	4	—	1	—	3	—	—	—	—	—	
235430	Tile, marble, terrazzo & mosaic contractors ..	100	735	3 229	4	—	1	—	3	—	—	—	—	—	
2355	Carpentry & floor contractors .....	519	2 846	13 637	78	53	14	7	3	—	1	—	—	—	
23551	Carpentry contractors .....	267	1 353	6 013	56	40	10	4	2	—	—	—	—	—	
235510	Carpentry contractors .....	267	1 353	6 013	56	40	10	4	2	—	—	—	—	—	
23552	Floor laying & other floor contractors .....	252	1 493	7 624	22	13	4	3	1	—	1	—	—	—	
235520	Floor laying & other floor contractors .....	252	1 493	7 624	22	13	4	3	1	—	1	—	—	—	
2356	Roofing, siding, & sheet metal contractors .....	368	2 393	12 948	47	28	9	7	1	2	—	—	—	—	
23561	Roofing, siding, & sheet metal contractors ...	368	2 393	12 948	47	28	9	7	1	2	—	—	—	—	
235610	Roofing, siding, & sheet metal contractors .	368	2 393	12 948	47	28	9	7	1	2	—	—	—	—	
2357	Concrete contractors .....	356	2 036	11 074	64	38	14	9	3	—	—	—	—	—	
23571	Concrete contractors .....	356	2 036	11 074	64	38	14	9	3	—	—	—	—	—	
235710	Concrete contractors .....	356	2 036	11 074	64	38	14	9	3	—	—	—	—	—	
2359	Other special trade contractors .....	732	6 023	25 478	85	51	17	10	5	—	2	—	—	—	
23591	Structural steel erection contractors .....	(C)	(D)	(D)	3	1	1	—	—	—	1	—	—	—	
23593	Excavation contractors .....	157	905	5 486	36	21	12	3	—	—	—	—	—	—	
235930	Excavation contractors .....	157	905	5 486	36	21	12	3	—	—	—	—	—	—	
23595	Bldg equip & oth mach installation contractor .	223	2 984	10 549	12	7	2	1	1	—	1	—	—	—	
235950	Bldg equip & oth mach installation contractor .	223	2 984	10 549	12	7	2	1	1	—	1	—	—	—	
23599	All other special trade contractors .....	204	1 169	5 705	29	18	2	5	4	—	—	—	—	—	
235990	All other special trade contractors .....	204	1 169	5 705	29	18	2	5	4	—	—	—	—	—	

See footnotes at end of table.



**Table 6. Counties—Employees, Payroll, and Establishments by Industry: 2000—Con.**

[Excludes most government employees, railroad employees, and self-employed persons. Size class 1 to 4 includes establishments with payroll, but no employees, during mid-March pay period. (D) denotes figures withheld to avoid disclosing data for individual companies; the data are included in broader industry totals. Detailed industries with 100 or more employees are shown if industry was not a (D). For explanation of terms, abbreviations, and data reliability/comparability, see introductory text]

NAICS code	Industry	Number of employees for week including March 12	Payroll (\$1,000)		Total number of establishments	Number of establishments by employment-size class								
			First quarter	Annual		1 to 4	5 to 9	10 to 19	20 to 49	50 to 99	100 to 249	250 to 499	500 to 999	1,000 or more
<b>ALLEN—Con.</b>														
<b>31-33</b>	<b>Manufacturing—Con.</b>													
333	Machinery mfg .....	5 053	47 523	184 166	95	22	12	16	21	11	11	-	2	-
3331	Ag, construction & mining machinery mfg .....	542	6 904	22 047	7	-	1	2	1	1	2	-	-	-
33312	Construction machinery mfg .....	(E)	(D)	(D)	4	-	-	1	1	1	1	-	-	-
33313	Mining & oil & gas field machinery mfg .....	(C)	(D)	(D)	1	-	-	-	-	-	1	-	-	-
3332	Industrial machinery mfg .....	153	1 656	6 984	11	5	3	1	1	1	-	-	-	-
33329	Other industrial machinery mfg .....	138	1 580	6 612	8	4	1	1	1	1	-	-	-	-
333298	All other industrial machinery mfg .....	133	1 529	6 465	5	1	1	1	1	1	-	-	-	-
3334	HVAC & commercial refrigeration equipment mfg .....	1 082	7 718	30 136	5	1	-	-	1	1	1	-	1	-
33341	HVAC & commercial refrigeration equipment mfg .....	1 082	7 718	30 136	5	1	-	-	1	1	1	-	1	-
3335	Metalworking machinery mfg .....	1 518	14 969	61 849	47	11	5	9	13	6	3	-	-	-
33351	Metalworking machinery mfg .....	1 518	14 969	61 849	47	11	5	9	13	6	3	-	-	-
333511	Industrial mold mfg .....	218	2 424	9 735	8	-	1	3	3	1	-	-	-	-
333514	Special die, tool, die set, jig & fixture mfg ..	913	8 166	33 560	32	9	4	6	9	1	3	-	-	-
3339	Other general purpose machinery mfg .....	1 686	15 723	60 745	18	3	1	2	4	2	5	-	1	-
33391	Pump & compressor mfg .....	935	8 411	32 561	4	-	-	1	1	-	1	-	1	-
33392	Material handling equipment mfg .....	280	2 482	10 297	4	-	1	-	1	-	2	-	-	-
33399	All other general purpose machinery mfg .....	471	4 830	17 887	10	3	-	1	2	2	2	-	-	-
333999	All other general purpose machinery mfg ..	204	2 454	8 328	6	3	-	-	1	1	1	-	-	-
334	Computer & electronic product mfg .....	(H)	(D)	(D)	17	5	3	3	3	1	-	-	-	2
3342	Communications equipment mfg .....	(H)	(D)	(D)	3	1	-	-	-	-	-	-	-	2
33422	Radio, TV broadcast & wireless comm equip mfg .....	(H)	(D)	(D)	3	1	-	-	-	-	-	-	-	2
3344	Semiconductor & oth electronic component mfg .....	125	664	2 651	4	1	1	-	1	1	-	-	-	-
33441	Semiconductor & oth electronic component mfg .....	125	664	2 651	4	1	1	-	1	1	-	-	-	-
334412	Bare printed circuit board mfg .....	125	664	2 651	4	1	1	-	1	1	-	-	-	-
3345	Nav, measuring, medical, control instruments mfg .....	117	597	2 913	9	3	2	2	2	-	-	-	-	-
33451	Nav, measuring, medical, control instruments mfg .....	117	597	2 913	9	3	2	2	2	-	-	-	-	-
335	Electrical equip, appliance & component mfg .....	984	10 223	40 511	8	-	-	1	3	-	3	1	-	-
3353	Electrical equipment mfg .....	(F)	(D)	(D)	5	-	-	-	1	-	3	1	-	-
33531	Electrical equipment mfg .....	(F)	(D)	(D)	5	-	-	-	1	-	3	1	-	-
336	Transportation equipment mfg .....	7 501	125 828	453 852	36	5	4	2	10	5	5	2	1	2
3361	Motor vehicle mfg .....	(H)	(D)	(D)	4	1	-	-	-	1	-	1	-	1
33611	Automobile & light duty motor vehicle mfg .....	(H)	(D)	(D)	3	1	-	-	-	1	-	-	-	1
33612	Heavy duty truck mfg .....	(E)	(D)	(D)	1	-	-	-	-	-	-	1	-	-
3362	Motor vehicle body & trailer mfg .....	118	779	2 636	4	-	-	-	4	-	-	-	-	-
33621	Motor vehicle body & trailer mfg .....	118	779	2 636	4	-	-	-	4	-	-	-	-	-
336211	Motor vehicle body mfg .....	118	779	2 636	4	-	-	-	4	-	-	-	-	-
3363	Motor vehicle parts mfg .....	3 343	46 690	175 413	22	3	4	2	5	3	3	-	1	1
33631	Motor vehicle gas engine & engine parts mfg ..	(G)	(D)	(D)	3	1	-	-	-	-	1	-	1	-
33633	Motor vehicle steering & suspension parts mfg .....	(C)	(D)	(D)	1	-	-	-	-	-	1	-	-	-
33635	MV transmission & power train parts mfg .....	(G)	(D)	(D)	6	-	-	1	3	1	-	-	-	1
33637	Motor vehicle metal stamping .....	(C)	(D)	(D)	3	1	1	-	-	-	1	-	-	-
33639	Other motor vehicle parts mfg .....	135	738	2 459	4	1	1	-	-	2	-	-	-	-
336399	All other motor vehicle parts mfg .....	135	738	2 459	4	1	1	-	-	2	-	-	-	-
3364	Aerospace product & parts mfg .....	(F)	(D)	(D)	2	-	-	-	-	1	-	1	-	-
33641	Aerospace product & parts mfg .....	(F)	(D)	(D)	2	-	-	-	-	1	-	1	-	-
3366	Ship & boat building .....	(C)	(D)	(D)	1	-	-	-	-	-	1	-	-	-
33661	Ship & boat building .....	(C)	(D)	(D)	1	-	-	-	-	-	1	-	-	-
3369	Other transportation equipment mfg .....	(C)	(D)	(D)	3	1	-	-	1	-	1	-	-	-
33699	Other transportation equipment mfg .....	(C)	(D)	(D)	3	1	-	-	1	-	1	-	-	-
337	Furniture & related product mfg .....	1 110	8 558	33 343	29	9	4	3	6	4	3	-	-	-
3371	HH & institutional furniture & kitchen cabinet mfg .....	832	5 966	23 859	21	8	2	3	3	2	3	-	-	-
33711	Wood kitchen cabinet & countertop mfg .....	594	3 682	15 804	15	5	2	3	2	1	2	-	-	-
337110	Wood kitchen cabinet & countertop mfg .....	594	3 682	15 804	15	5	2	3	2	1	2	-	-	-
33712	Household & institutional furniture mfg .....	238	2 284	8 055	6	3	-	-	1	1	1	-	-	-
3372	Office furniture (including fixtures) mfg .....	(C)	(D)	(D)	6	1	2	-	3	-	-	-	-	-
33721	Office furniture (including fixtures) mfg .....	(C)	(D)	(D)	6	1	2	-	3	-	-	-	-	-
3379	Other furniture related product mfg .....	(C)	(D)	(D)	2	-	-	-	-	2	-	-	-	-
33791	Mattress mfg .....	(C)	(D)	(D)	2	-	-	-	-	2	-	-	-	-
339	Miscellaneous mfg .....	802	5 924	25 122	44	18	10	6	6	3	1	-	-	-
3391	Medical equipment & supplies mfg .....	166	867	3 793	19	7	8	1	3	-	-	-	-	-
33911	Medical equipment & supplies mfg .....	166	867	3 793	19	7	8	1	3	-	-	-	-	-
3399	Other miscellaneous mfg .....	636	5 057	21 329	25	11	2	5	3	3	1	-	-	-
33992	Sporting & athletic goods mfg .....	(C)	(D)	(D)	3	1	-	-	1	1	-	-	-	-
33995	Sign mfg .....	141	1 070	4 160	12	6	2	3	-	1	-	-	-	-
339950	Sign mfg .....	141	1 070	4 160	12	6	2	3	-	1	-	-	-	-
33999	All other misc mfg .....	348	3 209	12 757	8	3	-	2	1	1	-	-	-	-
339991	Gasket, packing & sealing device mfg .....	309	3 093	12 180	4	1	-	1	-	1	1	-	-	-

See footnotes at end of table.



Table 6. Counties—Employees, Payroll, and Establishments by Industry: 2000—Con.

[Excludes most government employees, railroad employees, and self-employed persons. Size class 1 to 4 includes establishments with payroll, but no employees, during mid-March pay period. (D) denotes figures withheld to avoid disclosing data for individual companies; the data are included in broader industry totals. Detailed industries with 100 or more employees are shown if industry was not a (D). For explanation of terms, abbreviations, and data reliability/comparability, see introductory text]

NAICS code	Industry	Number of employees for week including March 12	Payroll (\$1,000)		Total number of establishments	Number of establishments by employment-size class								
			First quarter	Annual		1 to 4	5 to 9	10 to 19	20 to 49	50 to 99	100 to 249	250 to 499	500 to 999	1,000 or more
<b>ALLEN—Con.</b>														
<b>44-45 Retail trade—Con.</b>														
Motor vehicle & parts dealers—Con.														
441	Automotive parts, accessories & tire stores . . . .	896	4 983	20 407	80	18	21	32	9	-	-	-	-	
44131	Automotive parts, accessories & tire stores . . .	586	3 116	12 752	55	15	14	20	6	-	-	-	-	
441310	Automotive parts, accessories & tire stores . .	586	3 116	12 752	55	15	14	20	6	-	-	-	-	
44132	Tire dealers . . . . .	310	1 867	7 655	25	3	7	12	3	-	-	-	-	
441320	Tire dealers . . . . .	310	1 867	7 655	25	3	7	12	3	-	-	-	-	
442	Furniture & home furnishing stores . . . . .	844	4 822	18 660	84	31	23	18	12	-	-	-	-	
4421	Furniture stores . . . . .	444	2 902	10 967	39	13	9	11	6	-	-	-	-	
44211	Furniture stores . . . . .	444	2 902	10 967	39	13	9	11	6	-	-	-	-	
442110	Furniture stores . . . . .	444	2 902	10 967	39	13	9	11	6	-	-	-	-	
4422	Home furnishings stores . . . . .	400	1 920	7 693	45	18	14	7	6	-	-	-	-	
44221	Floor covering stores . . . . .	183	1 287	5 286	23	12	6	2	3	-	-	-	-	
442210	Floor covering stores . . . . .	183	1 287	5 286	23	12	6	2	3	-	-	-	-	
44229	Other home furnishings stores . . . . .	217	633	2 407	22	6	8	5	3	-	-	-	-	
442299	All other home furnishings stores . . . . .	213	614	2 331	19	3	8	5	3	-	-	-	-	
443	Electronics & appliance stores . . . . .	691	3 808	15 181	71	35	19	10	4	2	1	-	-	
4431	Electronics & appliance stores . . . . .	691	3 808	15 181	71	35	19	10	4	2	1	-	-	
44311	Appliance, TV & all other electronics stores . .	551	3 210	12 684	47	23	12	5	4	2	1	-	-	
443111	Household appliance stores . . . . .	145	900	3 534	16	9	4	1	1	1	-	-	-	
443112	Radio, television & other electronics stores .	406	2 310	9 150	31	14	8	4	3	1	1	-	-	
44312	Computer & software stores . . . . .	(C)	(D)	(D)	18	10	3	5	-	-	-	-	-	
444	Bldg material & garden equip & supp dealers . . . .	2 035	11 942	52 699	127	41	34	23	20	6	3	-	-	
4441	Building material & supplies dealers . . . . .	1 806	10 540	47 196	94	29	19	21	16	6	3	-	-	
44411	Home centers . . . . .	585	2 453	12 617	7	2	-	1	-	1	3	-	-	
444110	Home centers . . . . .	585	2 453	12 617	7	2	-	1	-	1	3	-	-	
44413	Hardware stores . . . . .	229	611	2 677	13	2	2	2	7	-	-	-	-	
444130	Hardware stores . . . . .	229	611	2 677	13	2	2	2	7	-	-	-	-	
44419	Other building material dealers . . . . .	897	6 875	29 453	59	18	14	13	9	5	-	-	-	
444190	Other building material dealers . . . . .	897	6 875	29 453	59	18	14	13	9	5	-	-	-	
4442	Lawn & garden equip & supplies stores . . . . .	229	1 402	5 503	33	12	15	2	4	-	-	-	-	
44422	Nursery & garden centers . . . . .	151	625	3 274	19	5	10	1	3	-	-	-	-	
444220	Nursery & garden centers . . . . .	151	625	3 274	19	5	10	1	3	-	-	-	-	
445	Food & beverage stores . . . . .	3 559	11 244	42 898	122	40	24	27	17	1	11	2	-	
4451	Grocery stores . . . . .	2 954	9 264	35 533	61	20	8	10	9	1	11	2	-	
44511	Grocery (except convenience) stores . . . . .	2 911	9 160	35 074	52	15	5	10	8	1	11	2	-	
445110	Grocery (except convenience) stores . . . . .	2 911	9 160	35 074	52	15	5	10	8	1	11	2	-	
4452	Specialty food stores . . . . .	285	858	3 528	31	11	9	6	5	-	-	-	-	
44521	Meat markets . . . . .	119	323	1 271	9	3	1	2	3	-	-	-	-	
445210	Meat markets . . . . .	119	323	1 271	9	3	1	2	3	-	-	-	-	
44529	Other specialty food stores . . . . .	(C)	(D)	(D)	20	8	7	4	1	-	-	-	-	
4453	Beer, wine & liquor stores . . . . .	320	1 122	3 837	30	9	7	11	3	-	-	-	-	
44531	Beer, wine & liquor stores . . . . .	320	1 122	3 837	30	9	7	11	3	-	-	-	-	
445310	Beer, wine & liquor stores . . . . .	320	1 122	3 837	30	9	7	11	3	-	-	-	-	
446	Health & personal care stores . . . . .	1 152	5 150	21 642	79	30	18	7	17	7	-	-	-	
4461	Health & personal care stores . . . . .	1 152	5 150	21 642	79	30	18	7	17	7	-	-	-	
44611	Pharmacies & drug stores . . . . .	834	3 732	15 769	34	8	4	4	11	7	-	-	-	
446110	Pharmacies & drug stores . . . . .	834	3 732	15 769	34	8	4	4	11	7	-	-	-	
44613	Optical goods stores . . . . .	137	776	3 322	14	7	2	1	4	-	-	-	-	
446130	Optical goods stores . . . . .	137	776	3 322	14	7	2	1	4	-	-	-	-	
44619	Other health & personal care stores . . . . .	111	443	1 719	19	8	8	2	1	-	-	-	-	
447	Gasoline stations . . . . .	886	2 733	11 723	96	19	44	25	8	-	-	-	-	
4471	Gasoline stations . . . . .	886	2 733	11 723	96	19	44	25	8	-	-	-	-	
44711	Gasoline stations with convenience stores . .	746	2 332	10 095	78	8	42	22	6	-	-	-	-	
447110	Gasoline stations with convenience stores .	746	2 332	10 095	78	8	42	22	6	-	-	-	-	
44719	Other gasoline stations . . . . .	140	401	1 628	18	11	2	3	2	-	-	-	-	
447190	Other gasoline stations . . . . .	140	401	1 628	18	11	2	3	2	-	-	-	-	
448	Clothing & clothing accessories stores . . . . .	1 483	4 692	18 740	152	41	55	42	11	3	-	-	-	
4481	Clothing stores . . . . .	959	2 395	9 712	82	19	26	25	9	3	-	-	-	
44812	Women's clothing stores . . . . .	309	748	2 922	34	8	12	12	2	-	-	-	-	
448120	Women's clothing stores . . . . .	309	748	2 922	34	8	12	12	2	-	-	-	-	
44814	Family clothing stores . . . . .	363	787	3 313	13	-	1	4	5	3	-	-	-	
448140	Family clothing stores . . . . .	363	787	3 313	13	-	1	4	5	3	-	-	-	
4482	Shoe stores . . . . .	265	872	3 884	31	9	13	7	2	-	-	-	-	
44821	Shoe stores . . . . .	265	872	3 884	31	9	13	7	2	-	-	-	-	
448210	Shoe stores . . . . .	265	872	3 884	31	9	13	7	2	-	-	-	-	
4483	Jewelry, luggage & leather goods stores . . . . .	259	1 425	5 144	39	13	16	10	-	-	-	-	-	
44831	Jewelry stores . . . . .	(C)	(D)	(D)	37	13	14	10	-	-	-	-	-	
451	Sporting goods, hobby, book & music stores . . . .	954	2 591	11 544	103	47	27	21	4	4	-	-	-	
4511	Sporting goods, hobby, musical instrument stores . . . . .	567	1 770	8 249	72	37	21	9	3	2	-	-	-	
45111	Sporting goods stores . . . . .	221	846	4 101	37	21	9	6	1	-	-	-	-	
451110	Sporting goods stores . . . . .	221	846	4 101	37	21	9	6	1	-	-	-	-	
45112	Hobby, toy & game stores . . . . .	231	595	2 626	16	5	8	-	1	2	-	-	-	
451120	Hobby, toy & game stores . . . . .	231	595	2 626	16	5	8	-	1	2	-	-	-	
4512	Book, periodical & music stores . . . . .	387	821	3 295	31	10	6	12	1	2	-	-	-	
45121	Book stores & news dealers . . . . .	288	638	2 571	19	4	4	9	-	2	-	-	-	
452	General merchandise stores . . . . .	5 217	16 293	75 562	51	6	11	7	4	8	8	4	3	
4521	Department stores . . . . .	3 057	9 769	46 472	17	-	-	-	-	6	7	4	-	
45211	Department stores . . . . .	3 057	9 769	46 472	17	-	-	-	-	6	7	4	-	
452110	Department stores . . . . .	3 057	9 769	46 472	17	-	-	-	-	6	7	4	-	
4529	Other general merchandise stores . . . . .	2 160	6 524	29 090	34	6	11	7	4	2	1	-	3	
45291	Warehouse clubs & superstores . . . . .	(G)	(D)	(D)	4	-	-	-	-	-	1	-	3	
45299	All other general merchandise stores . . . . .	(E)	(D)	(D)	30	6	11	7	4	2	-	-	-	

See footnotes at end of table.





**Table 6. Counties—Employees, Payroll, and Establishments by Industry: 2000—Con.**

[Excludes most government employees, railroad employees, and self-employed persons. Size class 1 to 4 includes establishments with payroll, but no employees, during mid-March pay period. (D) denotes figures withheld to avoid disclosing data for individual companies; the data are included in broader industry totals. Detailed industries with 100 or more employees are shown if industry was not a (D). For explanation of terms, abbreviations, and data reliability/comparability, see introductory text]

NAICS code	Industry	Number of employees for week including March 12	Payroll (\$1,000)		Total number of establishments	Number of establishments by employment-size class								
			First quarter	Annual		1 to 4	5 to 9	10 to 19	20 to 49	50 to 99	100 to 249	250 to 499	500 to 999	1,000 or more
<b>ALLEN—Con.</b>														
<b>52</b>	<b>Finance &amp; insurance</b>	<b>10 898</b>	<b>130 701</b>	<b>461 568</b>	<b>689</b>	<b>399</b>	<b>122</b>	<b>92</b>	<b>40</b>	<b>21</b>	<b>11</b>		<b>3</b>	<b>1</b>
522	Credit intermediation & related activities	4 274	36 039	140 084	297	117	83	60	21	9	6		1	
5221	Depository credit intermediation	2 718	19 912	76 066	174	49	46	48	17	9	5			
52211	Commercial banking	1 786	14 443	54 271	108	35	21	31	12	4	5			
522110	Commercial banking	1 786	14 443	54 271	108	35	21	31	12	4	5			
52212	Savings institutions	229	1 268	5 295	21	5	9	5	1	1				
522120	Savings institutions	229	1 268	5 295	21	5	9	5	1	1				
52213	Credit unions	703	4 201	16 500	45	9	16	12	4	4				
522130	Credit unions	703	4 201	16 500	45	9	16	12	4	4				
5222	Nondepository credit intermediation	421	3 697	14 840	81	43	26	9	3					
52229	Other nondepository credit intermediation	369	2 862	11 854	68	36	21	8	3					
522292	Real estate credit	232	1 889	8 051	34	16	9	6	3					
5223	Activities related to credit intermediation	1 135	12 430	49 178	42	25	11	3	1		1		1	
52231	Mortgage & nonmortgage brokers	(C)	(D)	(D)	27	16	8	2	1					
52239	Other credit intermediation activities	(F)	(D)	(D)	14	8	3	1			1		1	
523	Security, commodity contracts & like activity	(F)	(D)	(D)	92	70	10	8		3	1			
5231	Securities & commodity contracts intermed & brokerage	378	8 097	27 632	58	42	8	5		3				
52312	Securities brokerage	365	7 929	26 848	54	39	7	5		3				
523120	Securities brokerage	365	7 929	26 848	54	39	7	5		3				
5239	Other financial investment activities	(C)	(D)	(D)	34	28	2	3			1			
52392	Portfolio management	177	7 887	22 040	14	10	2	1			1			
523920	Portfolio management	177	7 887	22 040	14	10	2	1			1			
524	Insurance carriers & related activities	6 022	78 091	269 538	299	211	29	24	19	9	4		2	1
5241	Insurance carriers	4 671	66 160	222 174	66	32	6	8	10	3	4		2	1
52411	Direct life, health, medical insurance carriers	4 067	58 847	195 531	28	10	1	3	6	3	2		2	1
52412	Other direct insurance carriers	(F)	(D)	(D)	37	21	5	5	4		2			
524126	Direct property & casualty insurance carriers	530	6 678	24 039	34	21	5	4	2		2			
5242	Agencies & other insurance related activities	1 351	11 931	47 364	233	179	23	16	9	6				
52421	Insurance agencies & brokerages	994	7 695	31 689	209	169	20	10	6	4				
524210	Insurance agencies & brokerages	994	7 695	31 689	209	169	20	10	6	4				
52429	Other insurance related activities	357	4 236	15 675	24	10	3	6	3	2				
524292	Insurance & pension funds, third party admin	228	2 004	8 580	14	5	2	3	3	1				
<b>53</b>	<b>Real estate &amp; rental &amp; leasing</b>	<b>2 544</b>	<b>14 188</b>	<b>59 576</b>	<b>356</b>	<b>221</b>	<b>72</b>	<b>37</b>	<b>22</b>	<b>1</b>	<b>3</b>			
531	Real estate	1 319	7 437	32 266	262	194	44	14	8	1	1			
5311	Lessors of real estate	553	2 419	10 163	105	76	19	7	2		1			
53111	Lessors of residential buildings & dwellings	332	1 415	5 596	44	27	11	5			1			
531110	Lessors of residential buildings & dwellings	332	1 415	5 596	44	27	11	5			1			
53112	Lessors of nonres bldg (exc min Warehouses)	112	654	3 061	34	27	5	1	1					
531120	Lessors of nonres bldg (exc min Warehouses)	112	654	3 061	34	27	5	1	1					
5312	Offices of real estate agents & brokers	283	1 632	7 505	93	77	11	4	1					
53121	Offices of real estate agents & brokers	283	1 632	7 505	93	77	11	4	1					
531210	Offices of real estate agents & brokers	283	1 632	7 505	93	77	11	4	1					
5313	Activities related to real estate	483	3 386	14 598	64	41	14	3	5	1				
53131	Real estate property managers	351	2 575	10 950	29	15	7	3	3	1				
531311	Residential property managers	200	1 897	8 027	17	10	4	1	1	1				
531312	Nonresidential property managers	151	678	2 923	12	5	3	2	2					
532	Rental & leasing services	1 225	6 751	27 310	94	27	28	23	14		2			
5321	Automotive equipment rental & leasing	325	2 052	8 682	22	9	6	1	5		1			
53212	Truck, utility trailer & RV rental & leasing	255	1 766	7 535	15	8	2	1	3		1			
532120	Truck, utility trailer & RV rental & leasing	255	1 766	7 535	15	8	2	1	3		1			
5322	Consumer goods rental	376	1 702	6 615	43	10	13	16	4					
53223	Video tape & disc rental	176	498	1 989	17		5	12						
532230	Video tape & disc rental	176	498	1 989	17		5	12						
53229	Other consumer goods rental	131	744	2 824	12	4	1	4	3					
5323	General rental centers	340	1 275	4 986	11	2	5	2	1		1			
53231	General rental centers	340	1 275	4 986	11	2	5	2	1		1			
532310	General rental centers	340	1 275	4 986	11	2	5	2	1		1			
5324	Commercial, industrial equip rental & leasing	184	1 722	7 027	18	6	4	4	4					
<b>54</b>	<b>Professional, scientific &amp; technical services</b>	<b>7 912</b>	<b>61 956</b>	<b>256 037</b>	<b>779</b>	<b>506</b>	<b>126</b>	<b>76</b>	<b>52</b>	<b>13</b>	<b>1</b>	<b>4</b>		<b>1</b>
541	Professional, scientific & technical services	7 912	61 956	256 037	779	506	126	76	52	13	1	4		1
5411	Legal services	1 108	9 261	38 788	153	102	24	13	11	3				
54111	Offices of lawyers	994	8 356	34 872	142	95	24	11	10	2				
541110	Offices of lawyers	994	8 356	34 872	142	95	24	11	10	2				
54119	Other legal services	114	905	3 916	11	7		2	1	1				
5412	Accounting, tax prep, bookkeep, payroll services	1 063	7 394	31 004	110	68	21	9	9	2		1		
54121	Accounting, tax prep, bookkeep, payroll services	1 063	7 394	31 004	110	68	21	9	9	2		1		
541211	Offices of certified public accountants	532	5 263	23 880	58	33	12	4	7	2				
541213	Tax preparation services	321	909	2 034	15	12	2					1		
541219	Other accounting services	137	892	3 735	32	22	6	3	1					
5413	Architectural, engineering & related services	1 033	9 324	43 520	134	76	25	16	16	1				
54131	Architectural services	283	2 777	12 645	24	10	7	2	4	1				
541310	Architectural services	283	2 777	12 645	24	10	7	2	4	1				
54133	Engineering services	533	4 954	23 348	77	47	12	10	8					
541330	Engineering services	533	4 954	23 348	77	47	12	10	8					
54137	Surveying, mapping (exc geophysical) services	105	716	3 369	12	4	3	4	1					
541370	Surveying, mapping (exc geophysical) services	105	716	3 369	12	4	3	4	1					

See footnotes at end of table.

Table 6. Counties—Employees, Payroll, and Establishments by Industry: 2000—Con.

[Excludes most government employees, railroad employees, and self-employed persons. Size class 1 to 4 includes establishments with payroll, but no employees, during mid-March pay period. (D) denotes figures withheld to avoid disclosing data for individual companies; the data are included in broader industry totals. Detailed industries with 100 or more employees are shown if industry was not a (D). For explanation of terms, abbreviations, and data reliability/comparability, see introductory text]

NAICS code	Industry	Number of employees for week including March 12	Payroll (\$1,000)		Total number of establishments	Number of establishments by employment-size class																			
			First quarter	Annual		1 to 4	5 to 9	10 to 19	20 to 49	50 to 99	100 to 249	250 to 499	500 to 999	1,000 or more											
<b>ALLEN—Con.</b>																									
<b>54</b>	<b>Professional, scientific &amp; technical services—Con.</b>																								
541	Professional, scientific & technical services—Con.																								
5413	Architectural, engineering & related services—Con.																								
54138	Testing laboratories	101	851	3 880	10	4	3	—	3	—	—	—	—	—											
541380	Testing laboratories	101	851	3 880	10	4	3	—	3	—	—	—	—	—											
5414	Specialized design services	180	1 359	6 581	32	22	7	1	1	1	—	—	—	—											
54143	Graphic design services	108	773	3 542	17	11	5	—	1	1	—	—	—	—											
541430	Graphic design services	108	773	3 542	17	11	5	—	1	1	—	—	—	—											
5415	Computer systems design & related services	1 388	16 518	64 468	92	65	9	8	6	2	—	2	—	—											
54151	Computer systems design & related services	1 388	16 518	64 468	92	65	9	8	6	2	—	2	—	—											
541511	Custom computer programming services	170	2 089	9 509	34	26	4	2	1	1	—	—	—	—											
541512	Computer systems design services	1 133	13 627	51 632	37	21	5	5	3	1	—	2	—	—											
5416	Management, sci & tech consulting services	1 192	13 090	49 520	119	90	11	7	6	3	1	1	—	—											
54161	Management consulting services	1 078	12 059	44 691	95	72	9	4	5	3	1	1	—	—											
541611	Admin & gen management consulting services	142	1 621	6 449	33	27	2	3	—	1	—	—	—	—											
541612	Human res & exec search consulting services	818	9 087	32 362	33	21	4	—	5	1	1	1	—	—											
5418	Advertising & related services	368	2 843	12 708	62	39	11	9	2	1	—	—	—	—											
54181	Advertising agencies	236	1 902	8 791	34	19	7	7	—	1	—	—	—	—											
541810	Advertising agencies	236	1 902	8 791	34	19	7	7	—	1	—	—	—	—											
5419	Oth professional, scientific, technical services	1 561	1 993	8 826	72	41	17	12	1	—	—	—	—	1											
54191	Marketing research & public opinion polling	(G)	(D)	(D)	4	3	—	—	—	—	—	—	—	1											
54194	Veterinary services	223	819	3 795	24	7	6	10	1	—	—	—	—	—											
541940	Veterinary services	223	819	3 795	24	7	6	10	1	—	—	—	—	—											
<b>55</b>	<b>Management of companies &amp; enterprises</b>												<b>2 976</b>	<b>39 139</b>	<b>148 274</b>	<b>63</b>	<b>15</b>	<b>7</b>	<b>13</b>	<b>17</b>	<b>4</b>	<b>3</b>	<b>4</b>	—	—
551	Management of companies & enterprises	2 976	39 139	148 274	63	15	7	13	17	4	3	4	—	—											
5511	Management of companies & enterprises	2 976	39 139	148 274	63	15	7	13	17	4	3	4	—	—											
55111	Management of companies & enterprises	2 976	39 139	148 274	63	15	7	13	17	4	3	4	—	—											
<b>56</b>	<b>Admin, support, waste mgt, remediation services</b>												<b>11 422</b>	<b>57 570</b>	<b>246 774</b>	<b>485</b>	<b>237</b>	<b>93</b>	<b>56</b>	<b>43</b>	<b>27</b>	<b>21</b>	<b>7</b>	<b>1</b>	—
561	Administrative & support services	11 248	55 913	240 199	474	233	90	54	42	26	21	7	1	—											
5611	Office administrative services	379	4 090	17 614	24	13	3	4	3	—	1	—	—												
56111	Office administrative services	379	4 090	17 614	24	13	3	4	3	—	1	—	—												
561110	Office administrative services	379	4 090	17 614	24	13	3	4	3	—	1	—	—												
5613	Employment services	5 248	26 345	112 196	69	16	6	3	13	14	13	3	1	—											
56131	Employment placement agencies	446	1 936	6 199	14	9	1	—	2	—	2	—	—												
561310	Employment placement agencies	446	1 936	6 199	14	9	1	—	2	—	2	—	—												
56132	Temporary help services	3 562	14 841	64 165	45	4	4	1	9	14	10	3	—												
561320	Temporary help services	3 562	14 841	64 165	45	4	4	1	9	14	10	3	—												
56133	Employee leasing services	1 240	9 568	41 832	10	3	1	2	2	—	1	—	1												
561330	Employee leasing services	1 240	9 568	41 832	10	3	1	2	2	—	1	—	1												
5614	Business support services	1 456	11 877	47 217	58	23	12	13	4	4	—	2	—												
56142	Telephone call centers	(F)	(D)	(D)	11	4	—	3	—	2	—	2	—												
56143	Business service centers	233	1 375	6 278	14	5	2	4	1	2	—	—	—												
561439	Oth business service centers (incl copy shops)	208	1 286	5 896	9	3	—	3	1	2	—	—	—												
56144	Collection agencies	105	588	2 567	11	2	5	4	—	—	—	—	—												
561440	Collection agencies	105	588	2 567	11	2	5	4	—	—	—	—	—												
5615	Travel arrangement & reservation services	197	1 140	4 321	31	17	10	2	2	—	—	—	—												
56151	Travel agencies	176	997	3 722	27	15	8	2	2	—	—	—	—												
561510	Travel agencies	176	997	3 722	27	15	8	2	2	—	—	—	—												
5616	Investigation & security services	904	3 092	13 457	33	15	5	5	3	1	3	1	—												
56161	Investigation, guard & armored car services	553	1 639	7 154	18	6	3	4	1	1	3	—	—												
561612	Security guards & patrol services	510	1 415	6 126	13	4	2	2	1	1	3	—	—												
56162	Security systems services	351	1 453	6 303	15	9	2	1	2	—	—	1	—												
561621	Security systems services (except locksmiths)	328	1 308	5 627	8	4	—	1	2	—	—	1	—												
5617	Services to buildings & dwellings	2 454	7 728	38 701	219	126	46	23	15	5	4	—	—												
56172	Janitorial services	1 214	2 850	12 008	81	39	19	10	7	4	2	—	—												
561720	Janitorial services	1 214	2 850	12 008	81	39	19	10	7	4	2	—	—												
56173	Landscaping services	1 018	3 791	21 516	106	69	22	7	5	1	2	—	—												
561730	Landscaping services	1 018	3 791	21 516	106	69	22	7	5	1	2	—	—												
56174	Carpet & upholstery cleaning services	133	587	2 912	18	10	3	3	2	—	—	—	—												
561740	Carpet & upholstery cleaning services	133	587	2 912	18	10	3	3	2	—	—	—	—												
5619	Other support services	610	1 641	6 693	40	23	8	4	2	2	—	1	—												
56192	Convention & trade show organizers	144	426	1 575	6	2	—	1	1	—	—	—	—												
561920	Convention & trade show organizers	144	426	1 575	6	2	—	1	1	—	—	—	—												
56199	All other support services	466	1 215	5 118	34	21	6	4	1	1	—	1	—												
561990	All other support services	466	1 215	5 118	34	21	6	4	1	1	—	1	—												
562	Waste management & remediation services	174	1 657	6 575	11	4	3	2	1	1	—	—	—												
<b>61</b>	<b>Educational services</b>												<b>3 088</b>	<b>12 197</b>	<b>52 190</b>	<b>92</b>	<b>33</b>	<b>19</b>	<b>15</b>	<b>11</b>	<b>7</b>	<b>3</b>	<b>4</b>	—	
611	Educational services	3 088	12 197	52 190	92	33	19	15	11	7	3	4	—												
6111	Elementary & secondary schools	1 238	5 727	24 475	24	3	3	5	4	6	2	1	—												
61111	Elementary & secondary schools	1 238	5 727	24 475	24	3	3	5	4	6	2	1	—												
611110	Elementary & secondary schools	1 238	5 727	24 475	24	3	3	5	4	6	2	1	—												
6112	Junior colleges	206	1 388	5 881	3	—	—	1	—	1	1	—	—												
61121	Junior colleges	206	1 388	5 881	3	—	—	1	—	1	1	—	—												
611210	Junior colleges	206	1 388	5 881	3	—	—	1	—	1	1	—	—												
6113	Colleges, universities & professional schools	1 175	3 867	16 509	4	1	—	—	—	—	—	3	—												
61131	Colleges, universities & professional schools	1 175	3 867	16 509	4	1	—	—	—	—	—	3	—												
611310	Colleges, universities & professional schools	1 175	3 867	16 509	4	1	—	—	—	—	—	3	—												

See footnotes at end of table.

**Table 6. Counties—Employees, Payroll, and Establishments by Industry: 2000—Con.**

[Excludes most government employees, railroad employees, and self-employed persons. Size class 1 to 4 includes establishments with payroll, but no employees, during mid-March pay period. (D) denotes figures withheld to avoid disclosing data for individual companies; the data are included in broader industry totals. Detailed industries with 100 or more employees are shown if industry was not a (D). For explanation of terms, abbreviations, and data reliability/comparability, see introductory text]

NAICS code	Industry	Number of employees for week including March 12	Payroll (\$1,000)		Total number of establishments	Number of establishments by employment-size class									
			First quarter	Annual		1 to 4	5 to 9	10 to 19	20 to 49	50 to 99	100 to 249	250 to 499	500 to 999	1,000 or more	
<b>ALLEN—Con.</b>															
<b>61</b>	<b>Educational services—Con.</b>														
611	Educational services—Con.														
6116	Other schools & instruction	290	564	2 517	38	18	12	3	5	—	—	—	—	—	
61162	Sports & recreation instruction	140	254	944	12	3	6	—	3	—	—	—	—	—	
611620	Sports & recreation instruction	140	254	944	12	3	6	—	3	—	—	—	—	—	
<b>62</b>	<b>Health care and social assistance</b>	<b>22 100</b>	<b>159 451</b>	<b>688 820</b>	<b>735</b>	<b>257</b>	<b>178</b>	<b>137</b>	<b>89</b>	<b>40</b>	<b>24</b>	<b>6</b>	<b>1</b>	<b>3</b>	
621	Ambulatory health care services	7 829	72 521	338 044	509	184	146	94	58	19	6	2	—	—	
6211	Offices of physicians	3 962	47 150	223 169	180	59	44	36	26	9	4	2	—	—	
62111	Offices of physicians	3 962	47 150	223 169	180	59	44	36	26	9	4	2	—	—	
621111	Offices of physicians (exc mental health)	3 899	46 708	221 179	171	55	41	35	25	9	4	2	—	—	
6212	Offices of dentists	1 231	7 630	40 060	127	24	55	38	10	—	—	—	—	—	
62121	Offices of dentists	1 231	7 630	40 060	127	24	55	38	10	—	—	—	—	—	
621210	Offices of dentists	1 231	7 630	40 060	127	24	55	38	10	—	—	—	—	—	
6213	Offices of other health practitioners	514	3 001	13 525	121	81	30	8	2	—	—	—	—	—	
62131	Offices of chiropractors	110	667	3 212	31	23	7	1	—	—	—	—	—	—	
621310	Offices of chiropractors	110	667	3 212	31	23	7	1	—	—	—	—	—	—	
62132	Offices of optometrists	122	698	3 195	32	20	11	1	—	—	—	—	—	—	
621320	Offices of optometrists	122	698	3 195	32	20	11	1	—	—	—	—	—	—	
62139	Offices of all other health practitioners	142	859	3 600	23	13	5	4	1	—	—	—	—	—	
621399	Offices of all other health practitioners	102	663	2 739	13	7	2	3	1	—	—	—	—	—	
6214	Outpatient care centers	631	6 080	26 067	33	6	8	5	13	1	—	—	—	—	
62149	Other outpatient care centers	561	5 471	24 646	24	3	4	4	12	1	—	—	—	—	
621493	Freestanding ambulatory surgery, emergency ctr	284	3 728	17 716	12	1	1	2	8	—	—	—	—	—	
621498	All other outpatient care centers	166	971	3 714	7	1	3	—	2	1	—	—	—	—	
6215	Medical & diagnostic laboratories	171	1 553	6 426	15	6	4	2	3	—	—	—	—	—	
62151	Medical & diagnostic laboratories	171	1 553	6 426	15	6	4	2	3	—	—	—	—	—	
621511	Medical laboratories	106	668	2 692	7	3	1	1	2	—	—	—	—	—	
6216	Home health care services	955	4 823	18 320	24	6	2	3	4	8	1	—	—	—	
62161	Home health care services	955	4 823	18 320	24	6	2	3	4	8	1	—	—	—	
621610	Home health care services	955	4 823	18 320	24	6	2	3	4	8	1	—	—	—	
6219	Other ambulatory health care services	365	2 284	10 477	9	2	3	2	—	1	1	—	—	—	
62199	All other ambulatory health care services	(E)	(D)	(D)	7	1	3	2	—	—	1	—	—	—	
621991	Blood & organ banks	255	1 509	7 272	4	1	1	1	—	—	1	—	—	—	
622	Hospitals	7 172	54 734	220 061	8	—	—	—	—	1	3	1	—	3	
6221	General medical & surgical hospitals	6 558	50 429	204 061	4	—	—	—	—	—	—	1	—	3	
62211	General medical & surgical hospitals	6 558	50 429	204 061	4	—	—	—	—	—	—	1	—	3	
622110	General medical & surgical hospitals	6 558	50 429	204 061	4	—	—	—	—	—	—	1	—	3	
6222	Psychiatric & substance abuse hospitals	(E)	(D)	(D)	2	—	—	—	—	1	1	—	—	—	
62221	Psychiatric & substance abuse hospitals	(E)	(D)	(D)	2	—	—	—	—	1	1	—	—	—	
6223	Other specialty hospitals	(E)	(D)	(D)	2	—	—	—	—	—	2	—	—	—	
62231	Other specialty hospitals	(E)	(D)	(D)	2	—	—	—	—	—	2	—	—	—	
623	Nursing & residential care facilities	3 777	18 179	73 743	74	20	7	10	9	15	11	2	—	—	
6231	Nursing care facilities	1 728	8 670	35 722	20	2	—	—	2	9	6	1	—	—	
62311	Nursing care facilities	1 728	8 670	35 722	20	2	—	—	2	9	6	1	—	—	
623110	Nursing care facilities	1 728	8 670	35 722	20	2	—	—	2	9	6	1	—	—	
6232	Residential mental retardation, health facil	482	2 024	8 426	30	15	4	6	4	—	1	—	—	—	
62321	Residential mental retardation facilities	327	1 347	5 362	18	13	—	2	2	—	1	—	—	—	
623210	Residential mental retardation facilities	327	1 347	5 362	18	13	—	2	2	—	1	—	—	—	
62322	Residential mental health, subst abuse facil	155	677	3 064	12	2	4	4	2	—	—	—	—	—	
623220	Residential mental health, subst abuse facil	155	677	3 064	12	2	4	4	2	—	—	—	—	—	
6233	Community care facilities for the elderly	1 209	5 514	21 171	14	1	1	2	1	5	3	1	—	—	
62331	Community care facilities for the elderly	1 209	5 514	21 171	14	1	1	2	1	5	3	1	—	—	
623311	Continuing care retirement communities	1 138	5 360	20 235	11	—	—	2	1	4	3	1	—	—	
6239	Other residential care facilities	358	1 971	8 424	10	2	2	2	2	1	1	—	—	—	
62399	Other residential care facilities	358	1 971	8 424	10	2	2	2	2	1	1	—	—	—	
623990	Other residential care facilities	358	1 971	8 424	10	2	2	2	2	1	1	—	—	—	
624	Social assistance	3 322	14 017	56 972	144	53	25	33	22	5	4	1	1	—	
6241	Individual & family services	1 405	6 273	26 479	56	19	13	9	9	2	3	1	—	—	
62411	Child & youth services	129	457	1 821	16	5	7	3	1	—	—	—	—	—	
624110	Child & youth services	129	457	1 821	16	5	7	3	1	—	—	—	—	—	
62412	Services for elderly & disabled persons	254	1 092	4 325	6	1	1	1	1	1	1	—	—	—	
624120	Services for elderly & disabled persons	254	1 092	4 325	6	1	1	1	1	1	1	—	—	—	
62419	Other individual & family services	1 022	4 724	20 333	34	13	5	5	7	1	2	1	—	—	
624190	Other individual & family services	1 022	4 724	20 333	34	13	5	5	7	1	2	1	—	—	
6242	Community, emergency & other relief services	167	750	3 221	16	5	4	3	4	—	—	—	—	—	
62422	Community housing services	102	451	1 989	9	2	3	2	2	—	—	—	—	—	
6243	Vocational rehabilitation services	978	4 598	17 450	8	3	—	1	2	—	1	—	1	—	
62431	Vocational rehabilitation services	978	4 598	17 450	8	3	—	1	2	—	1	—	1	—	
624310	Vocational rehabilitation services	978	4 598	17 450	8	3	—	1	2	—	1	—	1	—	
6244	Child day care services	772	2 396	9 822	64	26	8	20	7	3	—	—	—	—	
62441	Child day care services	772	2 396	9 822	64	26	8	20	7	3	—	—	—	—	
624410	Child day care services	772	2 396	9 822	64	26	8	20	7	3	—	—	—	—	
<b>71</b>	<b>Arts, entertainment &amp; recreation</b>	<b>1 531</b>	<b>4 920</b>	<b>22 388</b>	<b>103</b>	<b>49</b>	<b>13</b>	<b>17</b>	<b>19</b>	<b>4</b>	<b>1</b>	<b>—</b>	<b>—</b>	<b>—</b>	
711	Performing arts, spectator sports & related industries	354	1 059	3 995	20	12	3	3	1	—	1	—	—	—	
7111	Performing arts companies	292	702	2 861	7	3	1	2	—	—	1	—	—	—	
71113	Musical groups & artists	(E)	(D)	(D)	4	2	1	—	—	—	1	—	—	—	

See footnotes at end of table.

**Table 6. Counties—Employees, Payroll, and Establishments by Industry: 2000—Con.**

[Excludes most government employees, railroad employees, and self-employed persons. Size class 1 to 4 includes establishments with payroll, but no employees, during mid-March pay period. (D) denotes figures withheld to avoid disclosing data for individual companies; the data are included in broader industry totals. Detailed industries with 100 or more employees are shown if industry was not a (D). For explanation of terms, abbreviations, and data reliability/comparability, see introductory text]

NAICS code	Industry	Number of employees for week including March 12	Payroll (\$1,000)		Total number of establishments	Number of establishments by employment-size class							
			First quarter	Annual		1 to 4	5 to 9	10 to 19	20 to 49	50 to 99	100 to 249	250 to 499	500 to 999
<b>ALLEN—Con.</b>													
<b>71</b>	<b>Arts, entertainment &amp; recreation—Con.</b>												
713	Amusement, gambling & recreation industries . . .	1 105	3 552	17 292	78	35	10	13	16	4	—	—	—
7139	Other amusement & recreation industries . . . . .	(G)	(D)	(D)	76	35	9	12	16	4	—	—	—
71391	Golf courses & country clubs . . . . .	431	1 744	9 397	14	5	2	1	2	4	—	—	—
713910	Golf courses & country clubs . . . . .	431	1 744	9 397	14	5	2	1	2	4	—	—	—
71394	Fitness & recreational sports centers . . . . .	317	714	3 079	28	13	3	5	7	—	—	—	—
713940	Fitness & recreational sports centers . . . . .	317	714	3 079	28	13	3	5	7	—	—	—	—
71395	Bowling centers . . . . .	199	503	1 674	10	3	—	1	6	—	—	—	—
713950	Bowling centers . . . . .	199	503	1 674	10	3	—	1	6	—	—	—	—
71399	All other amusement & recreation industries . .	140	474	2 638	22	12	4	5	1	—	—	—	—
713990	All other amusement & recreation industries . . . . .	140	474	2 638	22	12	4	5	1	—	—	—	—
<b>72</b>	<b>Accommodation &amp; food services</b>	<b>14 725</b>	<b>35 725</b>	<b>149 615</b>	<b>647</b>	<b>171</b>	<b>105</b>	<b>115</b>	<b>166</b>	<b>78</b>	<b>12</b>	—	—
721	Accommodation . . . . .	1 073	3 421	14 701	42	12	5	10	10	3	2	—	—
7211	Traveler accommodation . . . . .	(G)	(D)	(D)	36	6	5	10	10	3	2	—	—
72111	Hotels (exc casino hotels) & motels . . . . .	1 054	3 335	14 213	35	6	5	9	10	3	2	—	—
721110	Hotels (exc casino hotels) & motels . . . . .	1 054	3 335	14 213	35	6	5	9	10	3	2	—	—
722	Food services & drinking places . . . . .	13 652	32 304	134 914	605	159	100	105	156	75	10	—	—
7221	Full-service restaurants . . . . .	7 116	17 585	73 662	225	44	29	34	62	47	9	—	—
72211	Full-service restaurants . . . . .	7 116	17 585	73 662	225	44	29	34	62	47	9	—	—
722110	Full-service restaurants . . . . .	7 116	17 585	73 662	225	44	29	34	62	47	9	—	—
7222	Limited-service eating places . . . . .	4 805	10 281	43 352	241	51	39	51	78	22	—	—	—
72221	Limited-service eating places . . . . .	4 805	10 281	43 352	241	51	39	51	78	22	—	—	—
722211	Limited-service restaurants . . . . .	4 406	9 313	38 506	198	33	32	39	72	22	—	—	—
7223	Special food services . . . . .	609	1 768	6 918	39	16	5	9	6	3	—	—	—
72231	Food service contractors . . . . .	426	1 360	5 067	23	8	2	6	5	2	—	—	—
722310	Food service contractors . . . . .	426	1 360	5 067	23	8	2	6	5	2	—	—	—
72232	Caterers . . . . .	168	349	1 623	11	4	2	3	1	1	—	—	—
722320	Caterers . . . . .	168	349	1 623	11	4	2	3	1	1	—	—	—
7224	Drinking places (alcoholic beverages) . . . . .	1 122	2 670	10 982	100	48	27	11	10	3	1	—	—
72241	Drinking places (alcoholic beverages) . . . . .	1 122	2 670	10 982	100	48	27	11	10	3	1	—	—
722410	Drinking places (alcoholic beverages) . . . . .	1 122	2 670	10 982	100	48	27	11	10	3	1	—	—
<b>81</b>	<b>Other services (except public administration)</b>	<b>10 084</b>	<b>43 250</b>	<b>183 600</b>	<b>997</b>	<b>525</b>	<b>239</b>	<b>130</b>	<b>79</b>	<b>16</b>	<b>6</b>	—	<b>2</b>
811	Repair & maintenance . . . . .	2 262	14 173	58 491	303	160	74	40	26	3	—	—	—
8111	Automotive repair & maintenance . . . . .	1 568	9 279	37 559	201	100	51	28	21	1	—	—	—
81111	Automotive mechanical & electrical R&M . . . . .	766	5 094	20 526	109	64	24	10	11	—	—	—	—
811111	General automotive repair . . . . .	517	3 390	13 867	82	51	18	6	7	—	—	—	—
811113	Automotive transmission repair . . . . .	102	804	3 057	9	5	1	1	2	—	—	—	—
81112	Automotive body, paint, interior & glass repair . . . . .	391	2 841	11 748	55	25	16	9	5	—	—	—	—
811121	Automotive body, paint & interior R&M . . . . .	354	2 546	10 651	48	21	14	8	5	—	—	—	—
81119	Other automotive R&M . . . . .	411	1 344	5 285	37	11	11	9	5	1	—	—	—
811191	Automotive oil change & lubrication shops . .	146	456	1 797	15	3	9	2	1	—	—	—	—
811192	Car washes . . . . .	234	707	2 749	18	6	2	5	4	1	—	—	—
8112	Electronic & precision equipment R&M . . . . .	114	830	3 445	22	12	6	4	—	—	—	—	—
81121	Electronic & precision equipment R&M . . . . .	114	830	3 445	22	12	6	4	—	—	—	—	—
8113	Commercial equipment (exc auto & elec) R&M . . . . .	317	2 849	11 672	30	12	9	5	2	2	—	—	—
81131	Commercial equipment (exc auto & elec) R&M . . . . .	317	2 849	11 672	30	12	9	5	2	2	—	—	—
811310	Commercial equipment (exc auto & elec) R&M . . . . .	317	2 849	11 672	30	12	9	5	2	2	—	—	—
8114	Personal & household goods R&M . . . . .	263	1 215	5 815	50	36	8	3	3	—	—	—	—
81149	Other personal & household goods R&M . . . . .	121	471	2 254	24	18	3	1	2	—	—	—	—
811490	Other personal & household goods R&M . . . . .	121	471	2 254	24	18	3	1	2	—	—	—	—
812	Personal & laundry services . . . . .	2 321	9 025	40 177	284	166	67	34	10	3	4	—	—
8121	Personal care services . . . . .	776	2 576	10 832	162	96	43	22	1	—	—	—	—
81211	Hair, nail & skin care services . . . . .	624	2 261	9 380	125	73	34	17	1	—	—	—	—
812112	Beauty salons . . . . .	593	2 141	8 854	112	62	32	17	1	—	—	—	—
81219	Other personal care services . . . . .	152	315	1 452	37	23	9	5	—	—	—	—	—
812199	Other personal care services . . . . .	127	237	1 127	29	17	8	4	—	—	—	—	—
8122	Death care services . . . . .	393	1 381	7 913	26	9	6	5	4	2	—	—	—
81221	Funeral homes . . . . .	133	796	5 011	15	4	5	4	2	—	—	—	—
812210	Funeral homes . . . . .	133	796	5 011	15	4	5	4	2	—	—	—	—
81222	Cemeteries & crematories . . . . .	260	585	2 902	11	5	1	1	2	2	—	—	—
812220	Cemeteries & crematories . . . . .	260	585	2 902	11	5	1	1	2	2	—	—	—
8123	Drycleaning & laundry services . . . . .	785	3 430	14 238	53	30	11	4	4	1	3	—	—
81232	Drycleaning & laundry services (exc coin-op) . . . . .	337	1 063	3 943	28	18	3	2	4	—	1	—	—
812320	Drycleaning & laundry services (exc coin-op) . . . . .	337	1 063	3 943	28	18	3	2	4	—	1	—	—
81233	Linen & uniform supply . . . . .	360	2 112	9 172	6	1	2	—	—	1	2	—	—
8129	Other personal services . . . . .	367	1 638	7 194	43	31	7	3	1	—	1	—	—
81292	Photofinishing . . . . .	262	1 221	5 034	9	4	2	2	—	—	1	—	—
813	Religious, grantmaking, civic, prof & like organizations . . . . .	5 501	20 052	84 932	410	199	98	56	43	10	2	—	2
8131	Religious organizations . . . . .	4 180	15 185	64 523	245	113	61	32	26	9	2	—	2
81311	Religious organizations . . . . .	4 180	15 185	64 523	245	113	61	32	26	9	2	—	2
813110	Religious organizations . . . . .	4 180	15 185	64 523	245	113	61	32	26	9	2	—	2
8132	Grantmaking & giving services . . . . .	131	958	3 900	24	13	7	3	1	—	—	—	—
81321	Grantmaking & giving services . . . . .	131	958	3 900	24	13	7	3	1	—	—	—	—
8134	Civic & social organizations . . . . .	596	1 675	7 209	51	19	14	7	10	1	—	—	—
81341	Civic & social organizations . . . . .	596	1 675	7 209	51	19	14	7	10	1	—	—	—
813410	Civic & social organizations . . . . .	596	1 675	7 209	51	19	14	7	10	1	—	—	—

See footnotes at end of table.

**Table 6. Counties—Employees, Payroll, and Establishments by Industry: 2000—Con.**

[Excludes most government employees, railroad employees, and self-employed persons. Size class 1 to 4 includes establishments with payroll, but no employees, during mid-March pay period. (D) denotes figures withheld to avoid disclosing data for individual companies; the data are included in broader industry totals. Detailed industries with 100 or more employees are shown if industry was not a (D). For explanation of terms, abbreviations, and data reliability/comparability, see introductory text]

NAICS code	Industry	Number of employees for week including March 12	Payroll (\$1,000)		Total number of establishments	Number of establishments by employment-size class									
			First quarter	Annual		1 to 4	5 to 9	10 to 19	20 to 49	50 to 99	100 to 249	250 to 499	500 to 999	1,000 or more	
<b>81</b>	<b>ALLEN—Con.</b>														
	<b>Other services (except public administration)—Con.</b>														
813	Religious, grantmaking, civic, prof & like organizations—Con.														
8139	Business, labor, political, like organizations . . . .	518	1 927	8 104	85	53	14	13	5	—	—	—	—	—	—
81393	Labor unions & similar labor organizations . . .	322	880	3 669	47	26	9	9	3	—	—	—	—	—	—
813930	Labor unions & similar labor organizations . . .	322	880	3 669	47	26	9	9	3	—	—	—	—	—	—
81399	Oth similar organizations (exc business, prof, labor, pol) . . . . .	120	463	2 056	19	12	2	4	1	—	—	—	—	—	—
813990	Oth similar organizations (exc business, prof, labor, pol) . . . . .	120	463	2 056	19	12	2	4	1	—	—	—	—	—	—
<b>95</b>	<b>Auxiliaries (exc corporate, subsidiary &amp; regional mgt) . . . . .</b>	<b>1 551</b>	<b>32 275</b>	<b>100 873</b>	<b>19</b>	<b>7</b>	<b>5</b>	<b>2</b>	<b>—</b>	<b>4</b>	<b>—</b>	<b>—</b>	<b>—</b>	<b>—</b>	<b>1</b>
<b>99</b>	<b>Unclassified establishments . . . . .</b>	<b>(B)</b>	<b>(D)</b>	<b>(D)</b>	<b>60</b>	<b>51</b>	<b>7</b>	<b>2</b>	<b>—</b>	<b>—</b>	<b>—</b>	<b>—</b>	<b>—</b>	<b>—</b>	<b>—</b>
	<b>BARTHOLOMEW</b>														
	<b>Total . . . . .</b>	<b>38 565</b>	<b>267 776</b>	<b>1 090 144</b>	<b>1 972</b>	<b>915</b>	<b>413</b>	<b>322</b>	<b>195</b>	<b>66</b>	<b>40</b>	<b>12</b>	<b>6</b>	<b>3</b>	
<b>21</b>	<b>Mining . . . . .</b>	<b>(A)</b>	<b>(D)</b>	<b>(D)</b>	<b>2</b>	<b>1</b>	<b>1</b>	<b>—</b>	<b>—</b>	<b>—</b>	<b>—</b>	<b>—</b>	<b>—</b>	<b>—</b>	<b>—</b>
<b>22</b>	<b>Utilities . . . . .</b>	<b>146</b>	<b>1 857</b>	<b>7 394</b>	<b>8</b>	<b>—</b>	<b>3</b>	<b>2</b>	<b>3</b>	<b>—</b>	<b>—</b>	<b>—</b>	<b>—</b>	<b>—</b>	<b>—</b>
221	Utilities . . . . .	146	1 857	7 394	8	—	3	2	3	—	—	—	—	—	—
2211	Elec pwr generation, transmsn & distribution . . .	(C)	(D)	(D)	5	—	1	2	2	—	—	—	—	—	—
22112	Electric pwr transmsn, control & distribution . .	(C)	(D)	(D)	5	—	1	2	2	—	—	—	—	—	—
<b>23</b>	<b>Construction . . . . .</b>	<b>2 362</b>	<b>17 021</b>	<b>82 925</b>	<b>213</b>	<b>121</b>	<b>42</b>	<b>28</b>	<b>12</b>	<b>6</b>	<b>4</b>	<b>—</b>	<b>—</b>	<b>—</b>	<b>—</b>
233	Building, developing & general contracting . . . . .	(F)	(D)	(D)	79	48	16	8	3	2	2	—	—	—	—
2332	Residential building construction . . . . .	(C)	(D)	(D)	59	40	15	3	1	—	—	—	—	—	—
23321	Single-family housing construction . . . . .	218	1 170	5 336	56	37	15	3	1	—	—	—	—	—	—
233210	Single-family housing construction . . . . .	218	1 170	5 336	56	37	15	3	1	—	—	—	—	—	—
2333	Nonresidential building construction . . . . .	589	5 474	25 139	15	4	—	5	2	2	—	—	—	—	—
23331	Mfg & industrial building construction . . . . .	498	4 811	22 633	8	2	—	2	—	2	—	—	—	—	—
233310	Mfg & industrial building construction . . . . .	498	4 811	22 633	8	2	—	2	—	2	—	—	—	—	—
234	Heavy construction . . . . .	(C)	(D)	(D)	6	2	1	1	1	—	1	—	—	—	—
2341	Highway, street, bridge & tunnel construction . . .	(C)	(D)	(D)	2	—	—	1	—	—	1	—	—	—	—
23411	Highway & street construction . . . . .	(C)	(D)	(D)	2	—	—	1	—	—	1	—	—	—	—
235	Special trade contractors . . . . .	1 359	8 712	39 510	128	71	25	19	8	4	1	—	—	—	—
2351	Plumbing, heating & AC contractor . . . . .	429	4 087	16 649	26	10	4	7	3	2	—	—	—	—	—
23511	Plumbing, heating & AC contractor . . . . .	429	4 087	16 649	26	10	4	7	3	2	—	—	—	—	—
235110	Plumbing, heating & AC contractor . . . . .	429	4 087	16 649	26	10	4	7	3	2	—	—	—	—	—
2353	Electrical contractors . . . . .	172	1 263	5 568	15	6	5	3	—	1	—	—	—	—	—
23531	Electrical contractors . . . . .	172	1 263	5 568	15	6	5	3	—	1	—	—	—	—	—
235310	Electrical contractors . . . . .	172	1 263	5 568	15	6	5	3	—	1	—	—	—	—	—
2355	Carpentry & floor contractors . . . . .	(E)	(D)	(D)	16	12	1	1	1	—	1	—	—	—	—
23551	Carpentry contractors . . . . .	298	826	2 671	12	9	1	—	1	—	1	—	—	—	—
235510	Carpentry contractors . . . . .	298	826	2 671	12	9	1	—	1	—	1	—	—	—	—
2356	Roofing, siding, & sheet metal contractors . . . . .	116	631	3 586	11	5	4	—	1	1	—	—	—	—	—
23561	Roofing, siding, & sheet metal contractors . . .	116	631	3 586	11	5	4	—	1	1	—	—	—	—	—
235610	Roofing, siding, & sheet metal contractors . .	116	631	3 586	11	5	4	—	1	1	—	—	—	—	—
2359	Other special trade contractors . . . . .	177	1 034	5 916	28	18	3	5	2	—	—	—	—	—	—
<b>31-33</b>	<b>Manufacturing . . . . .</b>	<b>13 042</b>	<b>111 777</b>	<b>440 512</b>	<b>154</b>	<b>27</b>	<b>19</b>	<b>35</b>	<b>30</b>	<b>15</b>	<b>14</b>	<b>8</b>	<b>5</b>	<b>1</b>	
311	Food mfg . . . . .	571	4 797	20 320	4	—	—	—	2	1	—	1	—	—	—
3116	Animal slaughtering & processing . . . . .	(C)	(D)	(D)	2	—	—	—	1	1	—	—	—	—	—
31161	Animal slaughtering & processing . . . . .	(C)	(D)	(D)	2	—	—	—	1	1	—	—	—	—	—
3118	Bakeries & tortilla mfg . . . . .	(E)	(D)	(D)	1	—	—	—	—	—	—	1	—	—	—
31181	Bread & bakery product mfg . . . . .	(E)	(D)	(D)	1	—	—	—	—	—	—	1	—	—	—
322	Paper mfg . . . . .	711	5 812	23 122	5	—	—	—	1	1	2	1	—	—	—
3222	Converted paper product mfg . . . . .	711	5 812	23 122	5	—	—	—	1	1	2	1	—	—	—
32221	Paperboard container mfg . . . . .	(E)	(D)	(D)	3	—	—	—	1	—	1	1	—	—	—
32222	Paper bag & coated & treated paper mfg . . . . .	(C)	(D)	(D)	2	—	—	—	—	—	1	1	—	—	—
325	Chemical mfg . . . . .	271	2 658	10 353	4	—	—	1	1	—	2	—	—	—	—
3254	Pharmaceutical & medicine mfg . . . . .	(C)	(D)	(D)	1	—	—	—	—	—	1	—	—	—	—
32541	Pharmaceutical & medicine mfg . . . . .	(C)	(D)	(D)	1	—	—	—	—	—	1	—	—	—	—
3259	Other chemical product & preparation mfg . . . . .	(C)	(D)	(D)	1	—	—	—	—	—	1	—	—	—	—
32599	All other chemical product & preparation mfg .	(C)	(D)	(D)	1	—	—	—	—	—	1	—	—	—	—
326	Plastics & rubber products mfg . . . . .	754	4 844	19 162	11	—	1	2	3	2	3	—	—	—	—
3261	Plastics product mfg . . . . .	754	4 844	19 162	11	—	1	2	3	2	3	—	—	—	—
32619	Other plastics product mfg . . . . .	(F)	(D)	(D)	9	—	1	1	2	2	3	—	—	—	—
331	Primary metal mfg . . . . .	552	5 161	22 021	4	1	—	—	1	1	—	1	—	—	—
3315	Foundries . . . . .	(E)	(D)	(D)	2	—	—	—	1	—	—	1	—	—	—
33151	Ferrous metal foundries . . . . .	(E)	(D)	(D)	2	—	—	—	1	—	—	1	—	—	—
332	Fabricated metal product mfg . . . . .	1 165	9 671	39 212	31	4	3	8	9	4	2	1	—	—	—
3321	Forging & stamping . . . . .	530	4 437	16 908	4	1	—	—	—	1	1	1	—	—	—
33211	Forging & stamping . . . . .	530	4 437	16 908	4	1	—	—	—	1	1	1	—	—	—
3323	Architectural & structural metals mfg . . . . .	118	806	4 402	4	—	—	1	2	1	—	—	—	—	—
3324	Boiler, tank & shipping container mfg . . . . .	(C)	(D)	(D)	2	—	—	—	1	—	1	—	—	—	—
33242	Metal tank (heavy gauge) mfg . . . . .	(C)	(D)	(D)	2	—	—	—	1	—	1	—	—	—	—
3327	Mach shops, turn prod, screw, nut, bolt mfg . . . . .	275	2 620	11 117	12	1	2	2	5	2	—	—	—	—	—
33271	Machine shops . . . . .	(C)	(D)	(D)	10	1	2	2	3	2	—	—	—	—	—

See footnotes at end of table.

**Table 6. Counties—Employees, Payroll, and Establishments by Industry: 2000—Con.**

[Excludes most government employees, railroad employees, and self-employed persons. Size class 1 to 4 includes establishments with payroll, but no employees, during mid-March pay period. (D) denotes figures withheld to avoid disclosing data for individual companies; the data are included in broader industry totals. Detailed industries with 100 or more employees are shown if industry was not a (D). For explanation of terms, abbreviations, and data reliability/comparability, see introductory text]

NAICS code	Industry	Number of employees for week including March 12	Payroll (\$1,000)		Total number of establishments	Number of establishments by employment-size class								
			First quarter	Annual		1 to 4	5 to 9	10 to 19	20 to 49	50 to 99	100 to 249	250 to 499	500 to 999	1,000 or more
<b>BARTHOLOMEW—Con.</b>														
<b>31-33 Manufacturing—Con.</b>														
333	Machinery mfg .....	3 490	35 048	134 503	28	2	3	11	3	4	2	1	1	1
3335	Metalworking machinery mfg .....	391	3 788	15 336	19	2	3	9	3	2	-	-	-	-
33351	Metalworking machinery mfg .....	391	3 788	15 336	19	2	3	9	3	2	-	-	-	-
333514	Special die, tool, die set, jig & fixture mfg ..	339	3 397	13 725	13	1	1	6	3	2	-	-	-	-
3336	Engine, turbine & power transmsn equip mfg ...	(H)	(D)	(D)	7	-	-	1	-	2	2	-	1	1
33361	Engine, turbine & power transmsn equip mfg .	(H)	(D)	(D)	7	-	-	1	-	2	2	-	1	1
3339	Other general purpose machinery mfg .....	(E)	(D)	(D)	2	-	-	1	-	-	-	1	-	-
33392	Material handling equipment mfg .....	(E)	(D)	(D)	1	-	-	-	-	-	-	1	-	-
334	Computer & electronic product mfg .....	841	6 770	28 769	9	1	-	3	2	-	2	1	-	-
3343	Audio & video equipment mfg .....	(F)	(D)	(D)	3	-	-	1	-	-	1	1	-	-
33431	Audio & video equipment mfg .....	(F)	(D)	(D)	3	-	-	1	-	-	1	1	-	-
3345	Nav, measuring, medical, control instruments mfg .....	(C)	(D)	(D)	2	-	-	-	1	-	1	-	-	-
33451	Nav, measuring, medical, control instruments mfg .....	(C)	(D)	(D)	2	-	-	-	1	-	1	-	-	-
336	Transportation equipment mfg .....	3 469	27 609	108 018	13	-	1	1	3	2	1	2	3	-
3363	Motor vehicle parts mfg .....	(H)	(D)	(D)	12	-	-	1	3	2	1	2	3	-
33635	MV transmission & power train parts mfg .....	(F)	(D)	(D)	1	-	-	-	-	-	-	-	1	-
33637	Motor vehicle metal stamping .....	(G)	(D)	(D)	4	-	-	-	1	1	-	1	1	-
33639	Other motor vehicle parts mfg .....	1 573	11 147	43 637	6	-	-	1	1	1	1	1	1	-
336399	All other motor vehicle parts mfg .....	1 573	11 147	43 637	6	-	-	1	1	1	1	1	1	-
337	Furniture & related product mfg .....	971	7 692	28 058	12	4	3	3	1	-	-	-	1	-
3371	HH & institutional furniture & kitchen cabinet mfg .....	(F)	(D)	(D)	11	3	3	3	1	-	-	-	1	-
33712	Household & institutional furniture mfg .....	(F)	(D)	(D)	6	2	1	2	-	-	-	-	1	-
<b>42</b>	<b>Wholesale trade .....</b>	<b>845</b>	<b>7 735</b>	<b>33 727</b>	<b>107</b>	<b>56</b>	<b>23</b>	<b>14</b>	<b>12</b>	<b>2</b>	-	-	-	-
421	Wholesale trade, durable goods .....	631	6 173	26 206	77	39	17	10	9	2	-	-	-	-
4218	Machinery, equipment & supplies whsle .....	309	3 273	13 107	38	19	8	7	3	1	-	-	-	-
42183	Industrial machinery & equipment whsle .....	108	1 341	5 564	21	14	4	2	1	-	-	-	-	-
421830	Industrial machinery & equipment whsle ...	108	1 341	5 564	21	14	4	2	1	-	-	-	-	-
42184	Industrial supplies whsle .....	102	805	2 846	9	1	3	3	2	-	-	-	-	-
421840	Industrial supplies whsle .....	102	805	2 846	9	1	3	3	2	-	-	-	-	-
422	Wholesale trade, nondurable goods .....	214	1 562	7 521	30	17	6	4	3	-	-	-	-	-
<b>44-45</b>	<b>Retail trade .....</b>	<b>4 666</b>	<b>18 195</b>	<b>75 740</b>	<b>373</b>	<b>149</b>	<b>105</b>	<b>74</b>	<b>29</b>	<b>10</b>	<b>5</b>	<b>1</b>	-	-
441	Motor vehicle & parts dealers .....	568	3 661	14 931	45	19	12	6	5	3	-	-	-	-
4411	Automobile dealers .....	343	2 385	9 331	19	10	3	1	2	3	-	-	-	-
44111	New car dealers .....	310	2 241	8 788	16	-	-	1	2	3	-	-	-	-
441110	New car dealers .....	310	2 241	8 788	16	-	-	1	2	3	-	-	-	-
4413	Automotive parts, accessories & tire stores .....	188	994	4 368	20	5	8	4	3	-	-	-	-	-
44131	Automotive parts, accessories & tire stores ...	114	512	2 032	13	4	5	2	2	-	-	-	-	-
441310	Automotive parts, accessories & tire stores .	114	512	2 032	13	4	5	2	2	-	-	-	-	-
442	Furniture & home furnishing stores .....	170	624	2 526	28	15	7	6	-	-	-	-	-	-
444	Bldg material & garden equip & supp dealers .....	487	2 541	11 111	28	8	5	9	5	-	1	-	-	-
4441	Building material & supplies dealers .....	386	1 865	8 711	15	1	3	7	3	-	1	-	-	-
44411	Home centers .....	(C)	(D)	(D)	1	-	-	-	-	-	1	-	-	-
44419	Other building material dealers .....	150	908	4 567	6	-	-	3	3	-	-	-	-	-
444190	Other building material dealers .....	150	908	4 567	6	-	-	3	3	-	-	-	-	-
4442	Lawn & garden equip & supplies stores .....	101	676	2 400	13	7	2	2	2	-	-	-	-	-
445	Food & beverage stores .....	844	2 610	10 534	31	13	2	6	6	2	2	-	-	-
4451	Grocery stores .....	(F)	(D)	(D)	18	7	2	2	3	2	2	-	-	-
44511	Grocery (except convenience) stores .....	693	2 322	9 251	16	6	2	1	3	2	2	-	-	-
445110	Grocery (except convenience) stores .....	693	2 322	9 251	16	6	2	1	3	2	2	-	-	-
4453	Beer, wine & liquor stores .....	121	195	836	8	2	-	3	3	-	-	-	-	-
44531	Beer, wine & liquor stores .....	121	195	836	8	2	-	3	3	-	-	-	-	-
445310	Beer, wine & liquor stores .....	121	195	836	8	2	-	3	3	-	-	-	-	-
446	Health & personal care stores .....	313	1 462	6 228	25	11	4	6	3	1	-	-	-	-
4461	Health & personal care stores .....	313	1 462	6 228	25	11	4	6	3	1	-	-	-	-
44611	Pharmacies & drug stores .....	219	1 147	4 950	8	-	-	5	2	1	-	-	-	-
446110	Pharmacies & drug stores .....	219	1 147	4 950	8	-	-	5	2	1	-	-	-	-
447	Gasoline stations .....	359	1 241	5 140	39	4	20	14	1	-	-	-	-	-
4471	Gasoline stations .....	359	1 241	5 140	39	4	20	14	1	-	-	-	-	-
44711	Gasoline stations with convenience stores ..	217	761	3 182	23	2	11	10	-	-	-	-	-	-
447110	Gasoline stations with convenience stores ...	217	761	3 182	23	2	11	10	-	-	-	-	-	-
44719	Other gasoline stations .....	142	480	1 958	16	2	9	4	1	-	-	-	-	-
447190	Other gasoline stations .....	142	480	1 958	16	2	9	4	1	-	-	-	-	-
448	Clothing & clothing accessories stores .....	651	1 827	7 838	78	30	31	10	6	1	-	-	-	-
4481	Clothing stores .....	456	1 164	4 926	49	17	18	8	5	1	-	-	-	-
44812	Women's clothing stores .....	115	269	1 235	16	5	6	5	-	-	-	-	-	-
448120	Women's clothing stores .....	115	269	1 235	16	5	6	5	-	-	-	-	-	-
44814	Family clothing stores .....	258	667	2 785	14	2	4	3	4	1	-	-	-	-
448140	Family clothing stores .....	258	667	2 785	14	2	4	3	4	1	-	-	-	-
4482	Shoe stores .....	127	443	2 018	17	8	6	2	1	-	-	-	-	-
44821	Shoe stores .....	127	443	2 018	17	8	6	2	1	-	-	-	-	-
448210	Shoe stores .....	127	443	2 018	17	8	6	2	1	-	-	-	-	-
451	Sporting goods, hobby, book & music stores .....	132	306	1 259	23	11	6	6	-	-	-	-	-	-
452	General merchandise stores .....	841	2 928	12 098	17	3	3	4	1	3	2	1	-	-
4521	Department stores .....	749	2 713	11 136	6	-	-	-	-	3	2	1	-	-
45211	Department stores .....	749	2 713	11 136	6	-	-	-	-	3	2	1	-	-
452110	Department stores .....	749	2 713	11 136	6	-	-	-	-	3	2	1	-	-

See footnotes at end of table.

**Table 6. Counties—Employees, Payroll, and Establishments by Industry: 2000—Con.**

[Excludes most government employees, railroad employees, and self-employed persons. Size class 1 to 4 includes establishments with payroll, but no employees, during mid-March pay period. (D) denotes figures withheld to avoid disclosing data for individual companies; the data are included in broader industry totals. Detailed industries with 100 or more employees are shown if industry was not a (D). For explanation of terms, abbreviations, and data reliability/comparability, see introductory text]

NAICS code	Industry	Number of employees for week including March 12	Payroll (\$1,000)		Total number of establishments	Number of establishments by employment-size class									
			First quarter	Annual		1 to 4	5 to 9	10 to 19	20 to 49	50 to 99	100 to 249	250 to 499	500 to 999	1,000 or more	
<b>BARTHOLOMEW—Con.</b>															
<b>44-45</b>	<b>Retail trade—Con.</b>														
453	Miscellaneous store retailers .....	253	759	3 118	43	22	12	7	2	—	—	—	—	—	
<b>48-49</b>	<b>Transportation &amp; warehousing .....</b>	<b>1 274</b>	<b>9 473</b>	<b>39 690</b>	<b>69</b>	<b>33</b>	<b>8</b>	<b>14</b>	<b>9</b>	<b>3</b>	<b>1</b>	<b>1</b>	—	—	
484	Truck transportation .....	1 120	8 495	35 369	58	29	4	13	8	2	1	1	—	—	
4841	General freight trucking .....	883	7 060	28 086	36	19	3	5	5	2	1	1	—	—	
48411	General freight trucking, local .....	163	1 211	4 013	13	9	—	1	2	1	—	—	—	—	
484110	General freight trucking, local .....	163	1 211	4 013	13	9	—	1	2	1	—	—	—	—	
48412	General freight trucking, long-distance .....	720	5 849	24 073	23	10	3	4	3	1	1	1	—	—	
484121	General freight trucking, long-distance, TL .....	656	5 024	20 745	20	10	2	4	1	1	1	1	—	—	
4842	Specialized freight trucking .....	237	1 435	7 283	22	10	1	8	3	—	—	—	—	—	
48423	Specialized freight (exc used) trucking, LDist .....	139	1 021	4 245	10	4	1	3	2	—	—	—	—	—	
484230	Specialized freight (exc used) trucking, LDist .....	139	1 021	4 245	10	4	1	3	2	—	—	—	—	—	
<b>51</b>	<b>Information .....</b>	<b>476</b>	<b>3 820</b>	<b>13 830</b>	<b>26</b>	<b>12</b>	<b>3</b>	<b>6</b>	<b>3</b>	<b>1</b>	<b>1</b>	—	—	—	
511	Publishing industries .....	(C)	(D)	(D)	3	1	1	—	—	—	1	—	—	—	
5111	Newspaper, periodical, book, database publishers .....	(C)	(D)	(D)	3	1	1	—	—	—	1	—	—	—	
51111	Newspaper publishers .....	(C)	(D)	(D)	2	1	—	—	—	—	1	—	—	—	
513	Broadcasting & telecommunications .....	229	1 867	6 553	13	4	1	4	3	1	—	—	—	—	
<b>52</b>	<b>Finance &amp; insurance .....</b>	<b>1 121</b>	<b>13 890</b>	<b>51 875</b>	<b>121</b>	<b>71</b>	<b>23</b>	<b>16</b>	<b>7</b>	<b>3</b>	<b>1</b>	—	—	—	
522	Credit intermediation & related activities .....	612	5 627	19 818	47	15	18	10	2	1	1	—	—	—	
5221	Depository credit intermediation .....	545	5 096	17 653	32	5	14	9	2	1	1	—	—	—	
52211	Commercial banking .....	319	3 620	11 137	19	3	11	4	—	—	1	—	—	—	
522110	Commercial banking .....	319	3 620	11 137	19	3	11	4	—	—	1	—	—	—	
52213	Credit unions .....	(C)	(D)	(D)	7	1	1	3	1	1	—	—	—	—	
523	Security, commodity contracts & like activity .....	136	5 129	20 087	20	15	—	3	2	—	—	—	—	—	
524	Insurance carriers & related activities .....	373	3 134	11 970	54	41	5	3	3	2	—	—	—	—	
5241	Insurance carriers .....	115	1 300	4 355	12	10	—	1	—	1	—	—	—	—	
52411	Direct life, health, medical insurance carriers .....	107	1 212	4 129	5	3	—	1	—	1	—	—	—	—	
5242	Agencies & other insurance related activities .....	258	1 834	7 615	42	31	5	2	3	1	—	—	—	—	
52421	Insurance agencies & brokerages .....	171	1 333	5 364	37	30	4	1	1	1	—	—	—	—	
524210	Insurance agencies & brokerages .....	171	1 333	5 364	37	30	4	1	1	1	—	—	—	—	
<b>53</b>	<b>Real estate &amp; rental &amp; leasing .....</b>	<b>298</b>	<b>1 630</b>	<b>7 368</b>	<b>66</b>	<b>40</b>	<b>17</b>	<b>9</b>	—	—	—	—	—	—	
531	Real estate .....	205	1 212	5 582	47	31	10	6	—	—	—	—	—	—	
5311	Lessors of real estate .....	127	729	3 307	26	16	6	4	—	—	—	—	—	—	
<b>54</b>	<b>Professional, scientific &amp; technical services .....</b>	<b>855</b>	<b>7 118</b>	<b>29 792</b>	<b>147</b>	<b>93</b>	<b>32</b>	<b>15</b>	<b>5</b>	<b>1</b>	<b>1</b>	—	—	—	
541	Professional, scientific & technical services .....	855	7 118	29 792	147	93	32	15	5	1	1	—	—	—	
5411	Legal services .....	135	997	4 169	34	23	6	5	—	—	—	—	—	—	
54111	Offices of lawyers .....	(C)	(D)	(D)	32	23	5	4	—	—	—	—	—	—	
5412	Accounting, tax prep, bookkeep, payroll services .....	119	887	3 082	16	9	4	1	2	—	—	—	—	—	
54121	Accounting, tax prep, bookkeep, payroll services .....	119	887	3 082	16	9	4	1	2	—	—	—	—	—	
541211	Offices of certified public accountants .....	107	839	2 918	11	5	3	1	2	—	—	—	—	—	
5413	Architectural, engineering & related services .....	267	2 266	9 076	30	14	11	3	1	—	1	—	—	—	
54133	Engineering services .....	197	1 797	6 995	14	7	3	2	1	—	1	—	—	—	
541330	Engineering services .....	197	1 797	6 995	14	7	3	2	1	—	1	—	—	—	
5415	Computer systems design & related services .....	165	1 830	7 573	17	9	3	3	1	1	—	—	—	—	
54151	Computer systems design & related services .....	165	1 830	7 573	17	9	3	3	1	1	—	—	—	—	
<b>55</b>	<b>Management of companies &amp; enterprises .....</b>	<b>1 113</b>	<b>12 675</b>	<b>42 230</b>	<b>20</b>	<b>5</b>	<b>3</b>	<b>1</b>	<b>6</b>	<b>2</b>	<b>2</b>	<b>1</b>	—	—	
551	Management of companies & enterprises .....	1 113	12 675	42 230	20	5	3	1	6	2	2	1	—	—	
5511	Management of companies & enterprises .....	1 113	12 675	42 230	20	5	3	1	6	2	2	1	—	—	
55111	Management of companies & enterprises .....	1 113	12 675	42 230	20	5	3	1	6	2	2	1	—	—	
551114	Corp, subsidiary & regional managing offices .....	1 029	10 085	36 579	15	2	3	1	4	2	2	1	—	—	
<b>56</b>	<b>Admin, support, waste mgt, remediation services .....</b>	<b>2 790</b>	<b>8 835</b>	<b>38 140</b>	<b>95</b>	<b>46</b>	<b>17</b>	<b>20</b>	<b>4</b>	<b>3</b>	<b>3</b>	<b>1</b>	—	<b>1</b>	
561	Administrative & support services .....	(H)	(D)	(D)	93	46	16	19	4	3	3	1	—	1	
5613	Employment services .....	1 935	4 757	21 548	13	4	2	1	2	1	1	1	—	1	
56132	Temporary help services .....	(G)	(D)	(D)	11	3	1	1	2	1	1	1	—	1	
5614	Business support services .....	(C)	(D)	(D)	5	3	—	1	—	—	1	—	—	—	
56142	Telephone call centers .....	(C)	(D)	(D)	2	1	—	—	—	—	1	—	—	—	
5616	Investigation & security services .....	(C)	(D)	(D)	4	1	1	—	1	1	—	—	—	—	
56161	Investigation, guard & armored car services .....	(C)	(D)	(D)	3	—	1	—	1	1	—	—	—	—	
5617	Services to buildings & dwellings .....	461	1 186	5 779	47	24	9	12	—	1	1	—	—	—	
56172	Janitorial services .....	359	836	3 656	21	7	2	10	—	1	1	—	—	—	
561720	Janitorial services .....	359	836	3 656	21	7	2	10	—	1	1	—	—	—	
<b>61</b>	<b>Educational services .....</b>	<b>251</b>	<b>931</b>	<b>3 838</b>	<b>17</b>	<b>8</b>	<b>2</b>	<b>2</b>	<b>4</b>	<b>1</b>	—	—	—	—	
611	Educational services .....	251	931	3 838	17	8	2	2	4	1	—	—	—	—	
6111	Elementary & secondary schools .....	157	626	2 513	5	1	—	1	2	1	—	—	—	—	
61111	Elementary & secondary schools .....	157	626	2 513	5	1	—	1	2	1	—	—	—	—	
611110	Elementary & secondary schools .....	157	626	2 513	5	1	—	1	2	1	—	—	—	—	

See footnotes at end of table.



**Table 6. Counties—Employees, Payroll, and Establishments by Industry: 2000—Con.**

[Excludes most government employees, railroad employees, and self-employed persons. Size class 1 to 4 includes establishments with payroll, but no employees, during mid-March pay period. (D) denotes figures withheld to avoid disclosing data for individual companies; the data are included in broader industry totals. Detailed industries with 100 or more employees are shown if industry was not a (D). For explanation of terms, abbreviations, and data reliability/comparability, see introductory text]

NAICS code	Industry	Number of employees for week including March 12	Payroll (\$1,000)		Total number of establishments	Number of establishments by employment-size class								
			First quarter	Annual		1 to 4	5 to 9	10 to 19	20 to 49	50 to 99	100 to 249	250 to 499	500 to 999	1,000 or more
<b>BARTHOLOMEW—Con.</b>														
<b>62</b>	<b>Health care and social assistance . . . . .</b>	<b>3 916</b>	<b>26 697</b>	<b>113 871</b>	<b>204</b>	<b>103</b>	<b>39</b>	<b>32</b>	<b>19</b>	<b>5</b>	<b>5</b>	—	—	<b>1</b>
621	Ambulatory health care services . . . . .	1 270	12 198	53 033	130	59	35	22	11	2	1	—	—	—
6211	Offices of physicians . . . . .	704	8 293	35 800	50	19	11	11	6	2	1	—	—	—
62111	Offices of physicians . . . . .	704	8 293	35 800	50	19	11	11	6	2	1	—	—	—
621111	Offices of physicians (exc mental health) . . . . .	677	7 879	34 328	45	15	11	10	6	2	1	—	—	—
6212	Offices of dentists . . . . .	217	1 561	7 716	32	10	16	6	—	—	—	—	—	—
62121	Offices of dentists . . . . .	217	1 561	7 716	32	10	16	6	—	—	—	—	—	—
621210	Offices of dentists . . . . .	217	1 561	7 716	32	10	16	6	—	—	—	—	—	—
6214	Outpatient care centers . . . . .	194	1 416	5 419	14	3	3	5	3	—	—	—	—	—
62142	Outpatient mental health, substance abuse ctrs . . . . .	(C)	(D)	(D)	9	1	3	4	1	—	—	—	—	—
622	Hospitals . . . . .	(G)	(D)	(D)	3	—	—	—	1	—	1	—	—	1
6221	General medical & surgical hospitals . . . . .	(G)	(D)	(D)	1	—	—	—	—	—	—	—	—	1
62211	General medical & surgical hospitals . . . . .	(G)	(D)	(D)	1	—	—	—	—	—	—	—	—	1
6222	Psychiatric & substance abuse hospitals . . . . .	(C)	(D)	(D)	2	—	—	—	1	—	1	—	—	—
62221	Psychiatric & substance abuse hospitals . . . . .	(C)	(D)	(D)	2	—	—	—	1	—	1	—	—	—
623	Nursing & residential care facilities . . . . .	602	2 879	11 975	13	5	1	1	2	2	2	—	—	—
6231	Nursing care facilities . . . . .	348	1 641	7 227	4	1	—	—	—	2	1	—	—	—
62311	Nursing care facilities . . . . .	348	1 641	7 227	4	1	—	—	—	2	1	—	—	—
623110	Nursing care facilities . . . . .	348	1 641	7 227	4	1	—	—	—	2	1	—	—	—
6233	Community care facilities for the elderly . . . . .	(C)	(D)	(D)	6	3	1	—	1	—	1	—	—	—
62331	Community care facilities for the elderly . . . . .	(C)	(D)	(D)	6	3	1	—	1	—	1	—	—	—
624	Social assistance . . . . .	(F)	(D)	(D)	58	39	3	9	5	1	1	—	—	—
6241	Individual & family services . . . . .	(E)	(D)	(D)	21	12	1	5	1	1	1	—	—	—
62412	Services for elderly & disabled persons . . . . .	130	461	1 720	5	2	—	2	—	—	1	—	—	—
624120	Services for elderly & disabled persons . . . . .	130	461	1 720	5	2	—	2	—	—	1	—	—	—
62419	Other individual & family services . . . . .	115	355	1 518	11	8	—	2	—	1	—	—	—	—
624190	Other individual & family services . . . . .	115	355	1 518	11	8	—	2	—	1	—	—	—	—
6244	Child day care services . . . . .	157	588	2 206	30	23	2	3	2	—	—	—	—	—
62441	Child day care services . . . . .	157	588	2 206	30	23	2	3	2	—	—	—	—	—
624410	Child day care services . . . . .	157	588	2 206	30	23	2	3	2	—	—	—	—	—
<b>71</b>	<b>Arts, entertainment &amp; recreation . . . . .</b>	<b>(C)</b>	<b>(D)</b>	<b>(D)</b>	<b>19</b>	<b>11</b>	<b>1</b>	<b>5</b>	<b>1</b>	<b>1</b>	—	—	—	—
713	Amusement, gambling & recreation industries . . . . .	(C)	(D)	(D)	15	8	1	4	1	1	—	—	—	—
7139	Other amusement & recreation industries . . . . .	(C)	(D)	(D)	14	7	1	4	1	1	—	—	—	—
<b>72</b>	<b>Accommodation &amp; food services . . . . .</b>	<b>2 926</b>	<b>7 295</b>	<b>30 666</b>	<b>126</b>	<b>26</b>	<b>25</b>	<b>23</b>	<b>37</b>	<b>12</b>	<b>3</b>	—	—	—
721	Accommodation . . . . .	463	1 298	5 587	14	3	1	1	6	2	1	—	—	—
7211	Traveler accommodation . . . . .	(E)	(D)	(D)	12	1	1	1	6	2	1	—	—	—
72111	Hotels (exc casino hotels) & motels . . . . .	436	1 249	5 273	11	1	1	1	5	2	1	—	—	—
721110	Hotels (exc casino hotels) & motels . . . . .	436	1 249	5 273	11	1	1	1	5	2	1	—	—	—
722	Food services & drinking places . . . . .	2 463	5 997	25 079	112	23	24	22	31	10	2	—	—	—
7221	Full-service restaurants . . . . .	1 063	2 894	11 954	45	10	10	8	10	6	1	—	—	—
72211	Full-service restaurants . . . . .	1 063	2 894	11 954	45	10	10	8	10	6	1	—	—	—
722110	Full-service restaurants . . . . .	1 063	2 894	11 954	45	10	10	8	10	6	1	—	—	—
7222	Limited-service eating places . . . . .	1 117	2 530	10 856	57	11	13	12	17	4	—	—	—	—
72221	Limited-service eating places . . . . .	1 117	2 530	10 856	57	11	13	12	17	4	—	—	—	—
722211	Limited-service restaurants . . . . .	1 052	2 419	10 422	50	9	11	9	17	4	—	—	—	—
7223	Special food services . . . . .	(C)	(D)	(D)	4	1	—	—	2	—	1	—	—	—
72231	Food service contractors . . . . .	(C)	(D)	(D)	2	—	—	—	1	—	1	—	—	—
7224	Drinking places (alcoholic beverages) . . . . .	(C)	(D)	(D)	6	1	1	2	2	—	—	—	—	—
72241	Drinking places (alcoholic beverages) . . . . .	(C)	(D)	(D)	6	1	1	2	2	—	—	—	—	—
<b>81</b>	<b>Other services (except public administration) . . . . .</b>	<b>1 191</b>	<b>5 013</b>	<b>21 234</b>	<b>186</b>	<b>99</b>	<b>49</b>	<b>25</b>	<b>13</b>	—	—	—	—	—
811	Repair & maintenance . . . . .	363	2 079	8 837	59	31	16	9	3	—	—	—	—	—
8111	Automotive repair & maintenance . . . . .	290	1 429	5 823	49	27	12	8	2	—	—	—	—	—
81111	Automotive mechanical & electrical R&M . . . . .	127	686	2 834	25	15	7	2	1	—	—	—	—	—
812	Personal & laundry services . . . . .	255	1 090	4 737	32	14	9	6	3	—	—	—	—	—
8123	Drycleaning & laundry services . . . . .	154	451	1 840	12	4	2	3	3	—	—	—	—	—
813	Religious, grantmaking, civic, prof & like organizations . . . . .	573	1 844	7 660	95	54	24	10	7	—	—	—	—	—
8131	Religious organizations . . . . .	428	1 262	5 030	58	29	18	5	6	—	—	—	—	—
81311	Religious organizations . . . . .	428	1 262	5 030	58	29	18	5	6	—	—	—	—	—
813110	Religious organizations . . . . .	428	1 262	5 030	58	29	18	5	6	—	—	—	—	—
<b>95</b>	<b>Auxiliaries (exc corporate, subsidiary &amp; regional mgt) . . . . .</b>	<b>(G)</b>	<b>(D)</b>	<b>(D)</b>	<b>4</b>	—	<b>1</b>	—	<b>1</b>	<b>1</b>	—	—	<b>1</b>	—
<b>99</b>	<b>Unclassified establishments . . . . .</b>	<b>26</b>	<b>64</b>	<b>347</b>	<b>15</b>	<b>14</b>	—	<b>1</b>	—	—	—	—	—	—

See footnotes at end of table.

**Table 6. Counties—Employees, Payroll, and Establishments by Industry: 2000—Con.**

[Excludes most government employees, railroad employees, and self-employed persons. Size class 1 to 4 includes establishments with payroll, but no employees, during mid-March pay period. (D) denotes figures withheld to avoid disclosing data for individual companies; the data are included in broader industry totals. Detailed industries with 100 or more employees are shown if industry was not a (D). For explanation of terms, abbreviations, and data reliability/comparability, see introductory text]

NAICS code	Industry	Number of employees for week including March 12	Payroll (\$1,000)		Total number of establishments	Number of establishments by employment-size class								
			First quarter	Annual		1 to 4	5 to 9	10 to 19	20 to 49	50 to 99	100 to 249	250 to 499	500 to 999	1,000 or more
<b>BENTON</b>														
	<b>Total</b> .....	<b>2 106</b>	<b>10 154</b>	<b>42 198</b>	<b>252</b>	<b>151</b>	<b>50</b>	<b>28</b>	<b>16</b>	<b>4</b>	<b>3</b>			
11	Forestry, fishing, hunting, and agriculture support .....	(A)	(D)	(D)	2	2	—	—	—	—	—	—	—	—
23	Construction .....	84	366	1 429	31	26	4	1	—	—	—	—	—	—
31-33	Manufacturing .....	638	3 609	14 345	15	4	—	4	2	3	2	—	—	—
321	Wood product mfg .....	(C)	(D)	(D)	3	1	—	—	—	2	—	—	—	—
322	Paper mfg .....	(C)	(D)	(D)	1	—	—	—	—	—	1	—	—	—
3222	Converted paper product mfg .....	(C)	(D)	(D)	1	—	—	—	—	—	1	—	—	—
32222	Paper bag & coated & treated paper mfg .....	(C)	(D)	(D)	1	—	—	—	—	—	1	—	—	—
337	Furniture & related product mfg .....	(C)	(D)	(D)	2	1	—	—	—	—	1	—	—	—
3379	Other furniture related product mfg .....	(C)	(D)	(D)	2	1	—	—	—	—	1	—	—	—
33792	Blind & shade mfg .....	(C)	(D)	(D)	2	1	—	—	—	—	1	—	—	—
42	Wholesale trade .....	154	894	4 327	21	9	7	4	1	—	—	—	—	—
422	Wholesale trade, nondurable goods .....	128	757	3 690	17	8	5	3	1	—	—	—	—	—
44-45	Retail trade .....	469	2 020	8 171	54	30	12	6	5	—	1	—	—	—
441	Motor vehicle & parts dealers .....	195	1 247	4 640	11	5	2	2	1	—	1	—	—	—
4413	Automotive parts, accessories & tire stores .....	(C)	(D)	(D)	6	2	2	1	—	—	1	—	—	—
44131	Automotive parts, accessories & tire stores .....	139	948	3 408	4	—	2	1	—	—	1	—	—	—
441310	Automotive parts, accessories & tire stores .....	139	948	3 408	4	—	2	1	—	—	1	—	—	—
48-49	Transportation & warehousing .....	102	655	2 703	23	16	4	2	1	—	—	—	—	—
51	Information .....	(A)	(D)	(D)	2	1	1	—	—	—	—	—	—	—
52	Finance & insurance .....	114	699	3 011	14	6	5	1	2	—	—	—	—	—
53	Real estate & rental & leasing .....	(B)	(D)	(D)	4	1	3	—	—	—	—	—	—	—
54	Professional, scientific & technical services .....	(B)	(D)	(D)	9	7	2	—	—	—	—	—	—	—
55	Management of companies & enterprises .....	(A)	(D)	(D)	1	—	1	—	—	—	—	—	—	—
56	Admin, support, waste mgt, remediation services .....	61	206	911	9	3	3	3	—	—	—	—	—	—
61	Educational services .....	(A)	(D)	(D)	1	1	—	—	—	—	—	—	—	—
62	Health care and social assistance .....	187	723	3 059	14	6	3	2	2	1	—	—	—	—
623	Nursing & residential care facilities .....	152	558	2 306	4	—	—	1	2	1	—	—	—	—
6231	Nursing care facilities .....	(C)	(D)	(D)	2	—	—	—	1	1	—	—	—	—
62311	Nursing care facilities .....	(C)	(D)	(D)	2	—	—	—	1	1	—	—	—	—
71	Arts, entertainment & recreation .....	(B)	(D)	(D)	2	—	1	1	—	—	—	—	—	—
72	Accommodation & food services .....	(B)	(D)	(D)	15	9	2	3	1	—	—	—	—	—
81	Other services (except public administration) .....	107	413	1 663	33	28	2	1	2	—	—	—	—	—
95	Auxiliaries (exc corporate, subsidiary & regional mgt) .....	(A)	(D)	(D)	1	1	—	—	—	—	—	—	—	—
99	Unclassified establishments .....	(A)	(D)	(D)	1	1	—	—	—	—	—	—	—	—
<b>BLACKFORD</b>														
	<b>Total</b> .....	<b>4 247</b>	<b>25 560</b>	<b>94 174</b>	<b>286</b>	<b>154</b>	<b>62</b>	<b>31</b>	<b>19</b>	<b>10</b>	<b>9</b>	<b>1</b>		
11	Forestry, fishing, hunting, and agriculture support .....	(A)	(D)	(D)	1	1	—	—	—	—	—	—	—	—
21	Mining .....	(A)	(D)	(D)	2	2	—	—	—	—	—	—	—	—
22	Utilities .....	(A)	(D)	(D)	1	—	1	—	—	—	—	—	—	—
23	Construction .....	57	263	1 066	18	13	3	2	—	—	—	—	—	—
31-33	Manufacturing .....	2 191	17 426	60 767	28	2	6	3	4	5	7	1	—	—
322	Paper mfg .....	432	5 044	19 455	4	—	—	—	1	2	1	—	—	—
3222	Converted paper product mfg .....	(E)	(D)	(D)	3	—	—	—	—	2	1	—	—	—
32221	Paperboard container mfg .....	(C)	(D)	(D)	2	—	—	—	—	—	—	—	—	—
32222	Paper bag & coated & treated paper mfg .....	(C)	(D)	(D)	1	—	—	—	—	—	1	—	—	—
326	Plastics & rubber products mfg .....	437	2 323	8 875	4	—	—	—	1	1	2	—	—	—
3261	Plastics product mfg .....	(C)	(D)	(D)	1	—	—	—	—	—	1	—	—	—
32619	Other plastics product mfg .....	(C)	(D)	(D)	1	—	—	—	—	—	1	—	—	—
3262	Rubber product mfg .....	(E)	(D)	(D)	3	—	—	—	1	1	1	—	—	—
32629	Other rubber product mfg .....	(E)	(D)	(D)	2	—	—	—	—	1	1	—	—	—
327	Nonmetallic mineral product mfg .....	297	2 252	8 383	4	1	—	—	1	—	2	—	—	—
3272	Glass & glass product mfg .....	(C)	(D)	(D)	3	1	—	—	1	—	1	—	—	—
32721	Glass & glass product mfg .....	(C)	(D)	(D)	3	1	—	—	1	—	1	—	—	—
3273	Cement & concrete product mfg .....	(C)	(D)	(D)	1	—	—	—	—	—	1	—	—	—
32739	Other concrete product mfg .....	(C)	(D)	(D)	1	—	—	—	—	—	1	—	—	—
332	Fabricated metal product mfg .....	783	6 414	18 805	3	—	—	—	—	—	2	1	—	—
3323	Architectural & structural metals mfg .....	(C)	(D)	(D)	1	—	—	—	—	—	1	—	—	—
33232	Ornamental & architectural metal prod mfg .....	(C)	(D)	(D)	1	—	—	—	—	—	1	—	—	—
3327	Mach shops, turn prod, screw, nut, bolt mfg .....	(C)	(D)	(D)	1	—	—	—	—	—	1	—	—	—
33272	Turned product & screw, nut & bolt mfg .....	(C)	(D)	(D)	1	—	—	—	—	—	1	—	—	—
3328	Coating, engrave, heat treating & oth activity .....	(E)	(D)	(D)	1	—	—	—	—	—	—	1	—	—
33281	Coating, engrave, heat treating & oth activity .....	(E)	(D)	(D)	1	—	—	—	—	—	—	1	—	—

See footnotes at end of table.

**Table 6. Counties—Employees, Payroll, and Establishments by Industry: 2000—Con.**

[Excludes most government employees, railroad employees, and self-employed persons. Size class 1 to 4 includes establishments with payroll, but no employees, during mid-March pay period. (D) denotes figures withheld to avoid disclosing data for individual companies; the data are included in broader industry totals. Detailed industries with 100 or more employees are shown if industry was not a (D). For explanation of terms, abbreviations, and data reliability/comparability, see introductory text]

NAICS code	Industry	Number of employees for week including March 12	Payroll (\$1,000)		Total number of establishments	Number of establishments by employment-size class								
			First quarter	Annual		1 to 4	5 to 9	10 to 19	20 to 49	50 to 99	100 to 249	250 to 499	500 to 999	1,000 or more
<b>BLACKFORD—Con.</b>														
42	Wholesale trade .....	151	1 007	3 723	10	2	2	3	3	—	—	—	—	—
44-45	Retail trade .....	556	1 750	7 000	50	21	13	9	5	1	1	—	—	—
445	Food & beverage stores .....	242	573	2 315	10	3	2	2	1	1	1	—	—	—
4451	Grocery stores .....	(C)	(D)	(D)	7	1	1	2	1	1	1	—	—	—
44511	Grocery (except convenience) stores .....	(C)	(D)	(D)	6	1	1	1	1	1	1	—	—	—
48-49	Transportation & warehousing .....	68	411	1 831	13	10	2	—	1	—	—	—	—	—
51	Information .....	42	214	806	5	2	2	—	1	—	—	—	—	—
52	Finance & insurance .....	133	753	2 995	19	12	3	2	2	—	—	—	—	—
522	Credit intermediation & related activities .....	(C)	(D)	(D)	11	5	2	2	2	—	—	—	—	—
5221	Depository credit intermediation .....	(C)	(D)	(D)	10	4	2	2	2	—	—	—	—	—
53	Real estate & rental & leasing .....	51	142	558	15	12	2	1	—	—	—	—	—	—
54	Professional, scientific & technical services .....	41	169	691	14	12	2	—	—	—	—	—	—	—
55	Management of companies & enterprises .....	(A)	(D)	(D)	2	—	2	—	—	—	—	—	—	—
56	Admin, support, waste mgt, remediation services .....	72	378	1 492	5	3	—	1	1	—	—	—	—	—
61	Educational services .....	(A)	(D)	(D)	2	1	—	1	—	—	—	—	—	—
62	Health care and social assistance .....	403	1 799	7 647	24	10	9	1	1	2	1	—	—	—
622	Hospitals .....	(C)	(D)	(D)	1	—	—	—	—	—	1	—	—	—
6221	General medical & surgical hospitals .....	(C)	(D)	(D)	1	—	—	—	—	—	1	—	—	—
62211	General medical & surgical hospitals .....	(C)	(D)	(D)	1	—	—	—	—	—	1	—	—	—
623	Nursing & residential care facilities .....	(C)	(D)	(D)	2	—	—	—	—	2	—	—	—	—
6231	Nursing care facilities .....	(C)	(D)	(D)	2	—	—	—	—	2	—	—	—	—
62311	Nursing care facilities .....	(C)	(D)	(D)	2	—	—	—	—	2	—	—	—	—
71	Arts, entertainment & recreation .....	17	55	229	4	2	2	—	—	—	—	—	—	—
72	Accommodation & food services .....	252	447	1 848	21	9	4	5	1	2	—	—	—	—
722	Food services & drinking places .....	(E)	(D)	(D)	20	8	4	5	1	2	—	—	—	—
7221	Full-service restaurants .....	124	218	904	8	3	1	2	1	1	—	—	—	—
72211	Full-service restaurants .....	124	218	904	8	3	1	2	1	1	—	—	—	—
722110	Full-service restaurants .....	124	218	904	8	3	1	2	1	1	—	—	—	—
7222	Limited-service eating places .....	110	189	778	7	2	1	3	—	1	—	—	—	—
72221	Limited-service eating places .....	110	189	778	7	2	1	3	—	1	—	—	—	—
722211	Limited-service restaurants .....	110	189	778	7	2	1	3	—	1	—	—	—	—
81	Other services (except public administration) .....	156	343	1 488	46	34	9	3	—	—	—	—	—	—
813	Religious, grantmaking, civic, prof & like organizations .....	102	153	626	31	23	6	2	—	—	—	—	—	—
99	Unclassified establishments .....	10	34	113	6	6	—	—	—	—	—	—	—	—
<b>BOONE</b>														
	<b>Total .....</b>	<b>12 741</b>	<b>77 268</b>	<b>327 113</b>	<b>1 264</b>	<b>706</b>	<b>260</b>	<b>178</b>	<b>80</b>	<b>22</b>	<b>14</b>	<b>3</b>	<b>1</b>	<b>—</b>
11	Forestry, fishing, hunting, and agriculture support .....	5	24	163	4	4	—	—	—	—	—	—	—	—
21	Mining .....	(A)	(D)	(D)	2	1	1	—	—	—	—	—	—	—
22	Utilities .....	(B)	(D)	(D)	3	1	1	—	1	—	—	—	—	—
23	Construction .....	1 700	12 295	54 585	217	127	53	24	6	5	2	—	—	—
233	Building, developing & general contracting .....	463	3 794	16 287	66	41	15	6	2	1	1	—	—	—
2332	Residential building construction .....	(C)	(D)	(D)	51	33	14	3	1	—	—	—	—	—
23321	Single-family housing construction .....	190	1 213	4 872	50	33	13	3	1	—	—	—	—	—
233210	Single-family housing construction .....	190	1 213	4 872	50	33	13	3	1	—	—	—	—	—
2333	Nonresidential building construction .....	(E)	(D)	(D)	13	7	1	2	1	1	1	—	—	—
23332	Commercial & institutional bldg construction ..	251	2 473	10 756	12	6	1	2	1	1	1	—	—	—
233320	Commercial & institutional bldg construction ..	251	2 473	10 756	12	6	1	2	1	1	1	—	—	—
234	Heavy construction .....	222	1 640	9 426	20	7	8	3	1	1	—	—	—	—
2349	Other heavy construction .....	162	1 293	6 980	13	5	6	—	1	1	—	—	—	—
235	Special trade contractors .....	1 015	6 861	28 872	131	79	30	15	3	3	1	—	—	—
2351	Plumbing, heating & AC contractor .....	243	2 117	9 138	31	21	6	1	2	1	—	—	—	—
23511	Plumbing, heating & AC contractor .....	243	2 117	9 138	31	21	6	1	2	1	—	—	—	—
235110	Plumbing, heating & AC contractor .....	243	2 117	9 138	31	21	6	1	2	1	—	—	—	—
2357	Concrete contractors .....	321	1 815	7 916	7	2	1	1	—	2	1	—	—	—
23571	Concrete contractors .....	321	1 815	7 916	7	2	1	1	—	2	1	—	—	—
235710	Concrete contractors .....	321	1 815	7 916	7	2	1	1	—	2	1	—	—	—
2359	Other special trade contractors .....	163	1 135	3 918	35	23	7	4	1	—	—	—	—	—

See footnotes at end of table.

**Table 6. Counties—Employees, Payroll, and Establishments by Industry: 2000—Con.**

[Excludes most government employees, railroad employees, and self-employed persons. Size class 1 to 4 includes establishments with payroll, but no employees, during mid-March pay period. (D) denotes figures withheld to avoid disclosing data for individual companies; the data are included in broader industry totals. Detailed industries with 100 or more employees are shown if industry was not a (D). For explanation of terms, abbreviations, and data reliability/comparability, see introductory text]

NAICS code	Industry	Number of employees for week including March 12	Payroll (\$1,000)		Total number of establishments	Number of establishments by employment-size class								
			First quarter	Annual		1 to 4	5 to 9	10 to 19	20 to 49	50 to 99	100 to 249	250 to 499	500 to 999	1,000 or more
<b>BOONE—Con.</b>														
<b>31-33</b>	<b>Manufacturing</b>	<b>2 231</b>	<b>16 492</b>	<b>65 675</b>	<b>69</b>	<b>17</b>	<b>15</b>	<b>11</b>	<b>14</b>	<b>7</b>	<b>3</b>	<b>2</b>	—	—
323	Printing & related support activities	240	1 945	8 588	8	1	2	2	2	—	1	—	—	—
3231	Printing & related support activities	240	1 945	8 588	8	1	2	2	2	—	1	—	—	—
32311	Printing	240	1 945	8 588	8	1	2	2	2	—	1	—	—	—
327	Nonmetallic mineral product mfg	146	974	5 032	9	2	2	3	1	1	—	—	—	—
3273	Cement & concrete product mfg	(C)	(D)	(D)	8	2	1	3	1	1	—	—	—	—
332	Fabricated metal product mfg	271	2 137	8 498	10	4	1	1	2	1	1	—	—	—
3327	Mach shops, turn prod, screw, nut, bolt mfg	(C)	(D)	(D)	7	3	1	1	—	1	—	—	—	—
33272	Turned product & screw, nut & bolt mfg	(C)	(D)	(D)	1	—	—	—	—	1	—	—	—	—
333	Machinery mfg	321	2 852	11 961	11	2	2	2	2	3	—	—	—	—
3334	HVAC & commercial refrigeration equipment mfg	(C)	(D)	(D)	2	—	—	—	—	2	—	—	—	—
33341	HVAC & commercial refrigeration equipment mfg	(C)	(D)	(D)	2	—	—	—	—	2	—	—	—	—
334	Computer & electronic product mfg	(E)	(D)	(D)	4	—	1	—	1	1	—	1	—	—
3344	Semiconductor & oth electronic component mfg	(E)	(D)	(D)	3	—	—	—	1	1	—	1	—	—
33441	Semiconductor & oth electronic component mfg	(E)	(D)	(D)	3	—	—	—	1	1	—	1	—	—
335	Electrical equip, appliance & component mfg	(C)	(D)	(D)	3	—	—	—	2	1	—	—	—	—
336	Transportation equipment mfg	347	2 626	9 283	6	3	—	—	2	—	—	1	—	—
3363	Motor vehicle parts mfg	(E)	(D)	(D)	2	1	—	—	—	—	—	1	—	—
33633	Motor vehicle steering & suspension parts mfg	(E)	(D)	(D)	1	—	—	—	—	—	—	1	—	—
339	Miscellaneous mfg	296	927	6 077	6	2	—	2	1	—	1	—	—	—
3399	Other miscellaneous mfg	(C)	(D)	(D)	2	1	—	—	—	1	—	—	—	—
33999	All other misc mfg	(C)	(D)	(D)	1	—	—	—	—	—	1	—	—	—
<b>42</b>	<b>Wholesale trade</b>	<b>706</b>	<b>5 715</b>	<b>24 636</b>	<b>92</b>	<b>51</b>	<b>24</b>	<b>10</b>	<b>5</b>	<b>1</b>	<b>1</b>	—	—	—
421	Wholesale trade, durable goods	469	3 898	16 997	53	34	10	4	3	1	1	—	—	—
4211	Motor vehicle, motor vehicle pt & supply whlse	242	1 442	6 129	9	3	3	—	1	1	1	—	—	—
42111	Automobile & other motor vehicle whlse	171	654	2 837	4	—	2	—	—	—	1	—	—	—
421110	Automobile & other motor vehicle whlse	171	654	2 837	4	—	2	—	—	—	1	—	—	—
422	Wholesale trade, nondurable goods	237	1 817	7 639	39	17	14	6	2	—	—	—	—	—
<b>44-45</b>	<b>Retail trade</b>	<b>1 823</b>	<b>7 386</b>	<b>30 157</b>	<b>168</b>	<b>79</b>	<b>41</b>	<b>27</b>	<b>16</b>	<b>2</b>	<b>3</b>	—	—	—
441	Motor vehicle & parts dealers	167	1 166	5 607	18	8	2	6	2	—	—	—	—	—
4411	Automobile dealers	115	889	4 398	10	5	—	3	2	—	—	—	—	—
44111	New car dealers	100	789	4 117	6	1	—	3	2	—	—	—	—	—
441110	New car dealers	100	789	4 117	6	1	—	3	2	—	—	—	—	—
444	Bldg material & garden equip & supp dealers	192	860	3 410	20	9	4	4	3	—	—	—	—	—
4441	Building material & supplies dealers	148	682	2 557	13	5	2	3	3	—	—	—	—	—
445	Food & beverage stores	470	1 525	5 986	22	9	7	1	3	—	2	—	—	—
4451	Grocery stores	(E)	(D)	(D)	13	3	4	1	3	—	2	—	—	—
44511	Grocery (except convenience) stores	432	1 431	5 512	12	3	3	1	3	—	2	—	—	—
445110	Grocery (except convenience) stores	432	1 431	5 512	12	3	3	1	3	—	2	—	—	—
446	Health & personal care stores	112	488	2 090	9	1	3	3	2	—	—	—	—	—
4461	Health & personal care stores	112	488	2 090	9	1	3	3	2	—	—	—	—	—
44611	Pharmacies & drug stores	(C)	(D)	(D)	7	—	3	2	2	—	—	—	—	—
447	Gasoline stations	288	1 012	4 009	21	5	8	4	2	2	—	—	—	—
4471	Gasoline stations	288	1 012	4 009	21	5	8	4	2	2	—	—	—	—
44711	Gasoline stations with convenience stores	105	344	1 334	9	—	—	3	1	—	—	—	—	—
447110	Gasoline stations with convenience stores	105	344	1 334	9	—	—	3	1	—	—	—	—	—
44719	Other gasoline stations	183	668	2 675	12	5	3	1	1	2	—	—	—	—
447190	Other gasoline stations	183	668	2 675	12	5	3	1	1	2	—	—	—	—
452	General merchandise stores	228	751	2 978	6	2	—	2	1	—	1	—	—	—
4521	Department stores	(C)	(D)	(D)	1	—	—	—	—	—	1	—	—	—
45211	Department stores	(C)	(D)	(D)	1	—	—	—	—	—	1	—	—	—
453	Miscellaneous store retailers	103	248	994	24	17	5	1	—	—	—	—	—	—
<b>48-49</b>	<b>Transportation &amp; warehousing</b>	<b>370</b>	<b>3 107</b>	<b>13 704</b>	<b>38</b>	<b>23</b>	<b>9</b>	<b>3</b>	<b>2</b>	—	<b>1</b>	—	—	—
484	Truck transportation	307	2 350	11 075	27	16	6	3	1	—	1	—	—	—
4842	Specialized freight trucking	279	2 215	10 517	17	8	5	2	1	—	1	—	—	—
48422	Specialized freight (exc used) trucking, local	251	2 109	10 033	12	5	4	1	1	—	1	—	—	—
484220	Specialized freight (exc used) trucking, local	251	2 109	10 033	12	5	4	1	1	—	1	—	—	—
<b>51</b>	<b>Information</b>	<b>473</b>	<b>3 574</b>	<b>13 728</b>	<b>18</b>	<b>11</b>	<b>5</b>	—	—	<b>1</b>	—	<b>1</b>	—	—
511	Publishing industries	(E)	(D)	(D)	6	4	1	—	—	—	—	1	—	—
5111	Newspaper, periodical, book, database publishers	(E)	(D)	(D)	4	2	1	—	—	—	—	1	—	—
51113	Book publishers	(E)	(D)	(D)	1	—	—	—	—	—	—	1	—	—
<b>52</b>	<b>Finance &amp; insurance</b>	<b>193</b>	<b>1 801</b>	<b>6 579</b>	<b>53</b>	<b>39</b>	<b>10</b>	<b>4</b>	—	—	—	—	—	—
522	Credit intermediation & related activities	113	837	3 165	24	15	5	4	—	—	—	—	—	—
<b>53</b>	<b>Real estate &amp; rental &amp; leasing</b>	<b>344</b>	<b>2 333</b>	<b>10 806</b>	<b>36</b>	<b>24</b>	<b>7</b>	<b>4</b>	—	—	<b>1</b>	—	—	—
531	Real estate	292	2 115	9 904	27	20	4	2	—	—	1	—	—	—
5312	Offices of real estate agents & brokers	234	1 792	8 525	13	10	2	—	—	—	1	—	—	—
53121	Offices of real estate agents & brokers	234	1 792	8 525	13	10	2	—	—	—	1	—	—	—
531210	Offices of real estate agents & brokers	234	1 792	8 525	13	10	2	—	—	—	1	—	—	—

See footnotes at end of table.

**Table 6. Counties—Employees, Payroll, and Establishments by Industry: 2000—Con.**

[Excludes most government employees, railroad employees, and self-employed persons. Size class 1 to 4 includes establishments with payroll, but no employees, during mid-March pay period. (D) denotes figures withheld to avoid disclosing data for individual companies; the data are included in broader industry totals. Detailed industries with 100 or more employees are shown if industry was not a (D). For explanation of terms, abbreviations, and data reliability/comparability, see introductory text]

NAICS code	Industry	Number of employees for week including March 12	Payroll (\$1,000)		Total number of establishments	Number of establishments by employment-size class									
			First quarter	Annual		1 to 4	5 to 9	10 to 19	20 to 49	50 to 99	100 to 249	250 to 499	500 to 999	1,000 or more	
<b>BOONE—Con.</b>															
54	<b>Professional, scientific &amp; technical services</b> .....	462	3 177	15 363	114	82	17	12	3	—	—	—	—	—	
541	Professional, scientific & technical services .....	462	3 177	15 363	114	82	17	12	3	—	—	—	—	—	
55	<b>Management of companies &amp; enterprises</b> .....	46	436	2 182	3	1	1	—	1	—	—	—	—	—	
56	<b>Admin, support, waste mgt, remediation services</b> .....	344	1 867	11 472	75	53	7	12	3	—	—	—	—	—	
561	Administrative & support services .....	323	1 703	10 666	69	48	7	11	3	—	—	—	—	—	
5617	Services to buildings & dwellings .....	253	979	5 610	48	32	5	8	3	—	—	—	—	—	
56173	Landscaping services .....	189	808	4 855	35	23	4	6	2	—	—	—	—	—	
561730	Landscaping services .....	189	808	4 855	35	23	4	6	2	—	—	—	—	—	
61	<b>Educational services</b> .....	67	146	517	6	3	2	—	1	—	—	—	—	—	
62	<b>Health care and social assistance</b> .....	1 720	10 936	42 765	94	40	25	20	3	2	3	—	1	—	
621	Ambulatory health care services .....	336	3 331	14 274	58	29	19	9	1	—	—	—	—	—	
6211	Offices of physicians .....	170	2 178	9 622	28	16	6	5	1	—	—	—	—	—	
62111	Offices of physicians .....	170	2 178	9 622	28	16	6	5	1	—	—	—	—	—	
622	Hospitals .....	(F)	(D)	(D)	2	—	—	—	—	1	—	—	1	—	
6221	General medical & surgical hospitals .....	(F)	(D)	(D)	1	—	—	—	—	—	—	—	1	—	
62211	General medical & surgical hospitals .....	(F)	(D)	(D)	1	—	—	—	—	—	—	—	1	—	
623	Nursing & residential care facilities .....	632	3 063	12 589	11	—	1	4	2	1	3	—	—	—	
6231	Nursing care facilities .....	439	2 157	8 834	6	—	1	1	1	1	2	—	—	—	
62311	Nursing care facilities .....	439	2 157	8 834	6	—	1	1	1	1	2	—	—	—	
623110	Nursing care facilities .....	439	2 157	8 834	6	—	1	1	1	1	2	—	—	—	
6239	Other residential care facilities .....	(C)	(D)	(D)	1	—	—	—	—	—	1	—	—	—	
62399	Other residential care facilities .....	(C)	(D)	(D)	1	—	—	—	—	—	1	—	—	—	
624	Social assistance .....	(C)	(D)	(D)	23	11	5	7	—	—	—	—	—	—	
6244	Child day care services .....	107	393	1 754	16	8	3	5	—	—	—	—	—	—	
62441	Child day care services .....	107	393	1 754	16	8	3	5	—	—	—	—	—	—	
624410	Child day care services .....	107	393	1 754	16	8	3	5	—	—	—	—	—	—	
71	<b>Arts, entertainment &amp; recreation</b> .....	180	524	2 958	23	16	1	3	2	1	—	—	—	—	
713	Amusement, gambling & recreation industries .....	177	505	2 856	18	11	1	3	2	1	—	—	—	—	
7139	Other amusement & recreation industries .....	177	505	2 856	18	11	1	3	2	1	—	—	—	—	
71391	Golf courses & country clubs .....	108	402	2 475	10	6	1	1	1	1	—	—	—	—	
713910	Golf courses & country clubs .....	108	402	2 475	10	6	1	1	1	1	—	—	—	—	
72	<b>Accommodation &amp; food services</b> .....	1 175	2 581	11 382	104	42	16	28	16	2	—	—	—	—	
722	Food services & drinking places .....	1 114	2 408	10 650	98	41	16	23	16	2	—	—	—	—	
7221	Full-service restaurants .....	519	1 101	4 710	38	18	7	4	7	2	—	—	—	—	
72211	Full-service restaurants .....	519	1 101	4 710	38	18	7	4	7	2	—	—	—	—	
722110	Full-service restaurants .....	519	1 101	4 710	38	18	7	4	7	2	—	—	—	—	
7222	Limited-service eating places .....	558	1 202	5 466	42	7	7	19	9	—	—	—	—	—	
72221	Limited-service eating places .....	558	1 202	5 466	42	7	7	19	9	—	—	—	—	—	
722211	Limited-service restaurants .....	484	1 081	4 836	35	6	5	15	9	—	—	—	—	—	
81	<b>Other services (except public administration)</b> .....	720	3 307	13 799	128	80	24	19	4	1	—	—	—	—	
811	Repair & maintenance .....	213	1 605	6 384	40	24	10	4	2	—	—	—	—	—	
8111	Automotive repair & maintenance .....	109	647	2 730	28	17	8	3	—	—	—	—	—	—	
812	Personal & laundry services .....	176	600	2 800	35	21	6	8	—	—	—	—	—	—	
813	Religious, grantmaking, civic, prof & like organizations .....	331	1 102	4 615	53	35	8	7	2	1	—	—	—	—	
8131	Religious organizations .....	232	805	3 360	30	18	5	4	2	1	—	—	—	—	
81311	Religious organizations .....	232	805	3 360	30	18	5	4	2	1	—	—	—	—	
813110	Religious organizations .....	232	805	3 360	30	18	5	4	2	1	—	—	—	—	
95	<b>Auxiliaries (exc corporate, subsidiary &amp; regional mgt)</b> .....	107	966	4 064	4	—	—	1	3	—	—	—	—	—	
99	<b>Unclassified establishments</b> .....	17	55	239	13	12	1	—	—	—	—	—	—	—	
<b>BROWN</b>															
11	<b>Total</b> .....	2 271	8 853	39 430	383	252	79	34	12	4	2	—	—	—	
11	<b>Forestry, fishing, hunting, and agriculture support</b> .....	(A)	(D)	(D)	2	1	1	—	—	—	—	—	—	—	
22	<b>Utilities</b> .....	(B)	(D)	(D)	4	1	2	1	—	—	—	—	—	—	
23	<b>Construction</b> .....	211	1 015	4 623	45	26	14	4	1	—	—	—	—	—	
235	Special trade contractors .....	122	586	2 620	24	13	9	1	1	—	—	—	—	—	
31-33	<b>Manufacturing</b> .....	180	781	4 209	23	13	5	4	—	1	—	—	—	—	
42	<b>Wholesale trade</b> .....	(B)	(D)	(D)	10	8	2	—	—	—	—	—	—	—	
44-45	<b>Retail trade</b> .....	437	1 315	6 526	102	74	19	8	—	1	—	—	—	—	
453	Miscellaneous store retailers .....	141	351	2 149	45	34	9	2	—	—	—	—	—	—	
4532	Office supplies, stationery & gift stores .....	105	252	1 644	38	30	7	1	—	—	—	—	—	—	
45322	Gift, novelty & souvenir stores .....	105	252	1 644	38	30	7	1	—	—	—	—	—	—	
453220	Gift, novelty & souvenir stores .....	105	252	1 644	38	30	7	1	—	—	—	—	—	—	
48-49	<b>Transportation &amp; warehousing</b> .....	28	147	445	11	9	2	—	—	—	—	—	—	—	
51	<b>Information</b> .....	25	162	811	7	6	—	1	—	—	—	—	—	—	
52	<b>Finance &amp; insurance</b> .....	(B)	(D)	(D)	9	6	3	—	—	—	—	—	—	—	

See footnotes at end of table.

**Table 6. Counties—Employees, Payroll, and Establishments by Industry: 2000—Con.**

[Excludes most government employees, railroad employees, and self-employed persons. Size class 1 to 4 includes establishments with payroll, but no employees, during mid-March pay period. (D) denotes figures withheld to avoid disclosing data for individual companies; the data are included in broader industry totals. Detailed industries with 100 or more employees are shown if industry was not a (D). For explanation of terms, abbreviations, and data reliability/comparability, see introductory text]

NAICS code	Industry	Number of employees for week including March 12	Payroll (\$1,000)		Total number of establishments	Number of establishments by employment-size class								
			First quarter	Annual		1 to 4	5 to 9	10 to 19	20 to 49	50 to 99	100 to 249	250 to 499	500 to 999	1,000 or more
<b>BROWN—Con.</b>														
53	Real estate & rental & leasing .....	(B)	(D)	(D)	13	10	3	—	—	—	—	—	—	—
54	Professional, scientific & technical services .....	106	575	2 537	38	34	3	—	1	—	—	—	—	—
541	Professional, scientific & technical services .....	106	575	2 537	38	34	3	—	1	—	—	—	—	—
56	Admin, support, waste mgt, remediation services .....	76	238	1 379	13	9	1	2	1	—	—	—	—	—
61	Educational services .....	(A)	(D)	(D)	2	2	—	—	—	—	—	—	—	—
62	Health care and social assistance .....	232	1 173	4 490	16	6	7	1	1	—	1	—	—	—
623	Nursing & residential care facilities .....	(C)	(D)	(D)	3	1	—	1	—	—	1	—	—	—
6231	Nursing care facilities .....	(C)	(D)	(D)	1	—	—	—	—	—	1	—	—	—
62311	Nursing care facilities .....	(C)	(D)	(D)	1	—	—	—	—	—	1	—	—	—
71	Arts, entertainment & recreation .....	62	920	2 410	10	5	3	2	—	—	—	—	—	—
72	Accommodation & food services .....	663	1 433	7 512	45	15	11	9	7	2	1	—	—	—
721	Accommodation .....	359	844	4 324	15	7	—	3	2	2	1	—	—	—
7211	Traveler accommodation .....	357	831	4 253	12	4	—	3	2	2	1	—	—	—
72111	Hotels (exc casino hotels) & motels .....	263	637	3 152	9	4	—	1	2	1	1	—	—	—
721110	Hotels (exc casino hotels) & motels .....	263	637	3 152	9	4	—	1	2	1	1	—	—	—
722	Food services & drinking places .....	304	589	3 188	30	8	11	6	5	—	—	—	—	—
7221	Full-service restaurants .....	147	346	1 850	12	3	2	4	3	—	—	—	—	—
72211	Full-service restaurants .....	147	346	1 850	12	3	2	4	3	—	—	—	—	—
722110	Full-service restaurants .....	147	346	1 850	12	3	2	4	3	—	—	—	—	—
7222	Limited-service eating places .....	(C)	(D)	(D)	16	5	7	2	2	—	—	—	—	—
72221	Limited-service eating places .....	(C)	(D)	(D)	16	5	7	2	2	—	—	—	—	—
722211	Limited-service restaurants .....	130	205	1 131	10	—	6	2	2	—	—	—	—	—
81	Other services (except public administration) .....	112	296	1 433	27	22	2	2	1	—	—	—	—	—
95	Auxiliaries (exc corporate, subsidiary & regional mgt) .....	(A)	(D)	(D)	1	1	—	—	—	—	—	—	—	—
99	Unclassified establishments .....	9	17	56	5	4	1	—	—	—	—	—	—	—
<b>CARROLL</b>														
	<b>Total .....</b>	<b>5 078</b>	<b>25 942</b>	<b>106 707</b>	<b>409</b>	<b>234</b>	<b>92</b>	<b>46</b>	<b>29</b>	<b>4</b>	<b>1</b>	<b>2</b>	<b>—</b>	<b>1</b>
11	Forestry, fishing, hunting, and agriculture support .....	51	266	1 030	5	2	2	—	1	—	—	—	—	—
21	Mining .....	(B)	(D)	(D)	1	—	—	—	1	—	—	—	—	—
22	Utilities .....	(B)	(D)	(D)	2	1	—	—	1	—	—	—	—	—
23	Construction .....	220	923	4 285	55	41	10	2	2	—	—	—	—	—
235	Special trade contractors .....	113	503	2 440	30	22	7	—	1	—	—	—	—	—
31-33	<b>Manufacturing .....</b>	<b>2 353</b>	<b>15 019</b>	<b>59 540</b>	<b>33</b>	<b>18</b>	<b>4</b>	<b>2</b>	<b>5</b>	<b>1</b>	<b>1</b>	<b>1</b>	<b>—</b>	<b>1</b>
311	Food mfg .....	(G)	(D)	(D)	2	1	—	—	—	—	—	—	—	1
3116	Animal slaughtering & processing .....	(G)	(D)	(D)	1	—	—	—	—	—	—	—	—	1
31161	Animal slaughtering & processing .....	(G)	(D)	(D)	1	—	—	—	—	—	—	—	—	1
332	Fabricated metal product mfg .....	403	3 150	11 951	9	3	—	2	2	1	1	—	—	—
3329	Other fabricated metal product mfg .....	(E)	(D)	(D)	2	—	—	—	—	1	1	—	—	—
33291	Metal valve mfg .....	(E)	(D)	(D)	2	—	—	—	—	1	1	—	—	—
337	Furniture & related product mfg .....	(E)	(D)	(D)	4	3	—	—	—	—	—	1	—	—
3371	HH & institutional furniture & kitchen cabinet mfg .....	(E)	(D)	(D)	4	3	—	—	—	—	—	1	—	—
33712	Household & institutional furniture mfg .....	(E)	(D)	(D)	2	1	—	—	—	—	—	1	—	—
42	Wholesale trade .....	213	1 572	7 253	29	15	6	5	3	—	—	—	—	—
422	Wholesale trade, nondurable goods .....	(C)	(D)	(D)	24	11	6	5	2	—	—	—	—	—
44-45	<b>Retail trade .....</b>	<b>621</b>	<b>2 363</b>	<b>10 391</b>	<b>68</b>	<b>28</b>	<b>21</b>	<b>11</b>	<b>7</b>	<b>1</b>	<b>—</b>	<b>—</b>	<b>—</b>	<b>—</b>
444	Bldg material & garden equip & supp dealers .....	114	573	2 561	9	3	2	2	2	—	—	—	—	—
445	Food & beverage stores .....	(C)	(D)	(D)	9	2	3	—	3	1	—	—	—	—
4451	Grocery stores .....	(C)	(D)	(D)	7	2	1	—	3	1	—	—	—	—
44511	Grocery (except convenience) stores .....	(C)	(D)	(D)	6	1	1	—	3	1	—	—	—	—
48-49	<b>Transportation &amp; warehousing .....</b>	<b>76</b>	<b>400</b>	<b>1 666</b>	<b>18</b>	<b>11</b>	<b>4</b>	<b>3</b>	<b>—</b>	<b>—</b>	<b>—</b>	<b>—</b>	<b>—</b>	<b>—</b>
51	Information .....	26	221	909	5	3	1	1	—	—	—	—	—	—
52	Finance & insurance .....	150	878	3 490	20	12	3	4	1	—	—	—	—	—
522	Credit intermediation & related activities .....	110	618	2 261	10	4	3	2	1	—	—	—	—	—
5221	Depository credit intermediation .....	(C)	(D)	(D)	9	3	3	2	1	—	—	—	—	—
53	Real estate & rental & leasing .....	(B)	(D)	(D)	15	15	—	—	—	—	—	—	—	—
54	Professional, scientific & technical services .....	115	501	2 007	23	14	5	4	—	—	—	—	—	—
541	Professional, scientific & technical services .....	115	501	2 007	23	14	5	4	—	—	—	—	—	—
55	Management of companies & enterprises .....	(A)	(D)	(D)	1	—	1	—	—	—	—	—	—	—
56	Admin, support, waste mgt, remediation services .....	28	107	676	10	8	1	1	—	—	—	—	—	—
61	Educational services .....	(A)	(D)	(D)	1	1	—	—	—	—	—	—	—	—

See footnotes at end of table.

**Table 6. Counties—Employees, Payroll, and Establishments by Industry: 2000—Con.**

[Excludes most government employees, railroad employees, and self-employed persons. Size class 1 to 4 includes establishments with payroll, but no employees, during mid-March pay period. (D) denotes figures withheld to avoid disclosing data for individual companies; the data are included in broader industry totals. Detailed industries with 100 or more employees are shown if industry was not a (D). For explanation of terms, abbreviations, and data reliability/comparability, see introductory text]

NAICS code	Industry	Number of employees for week including March 12	Payroll (\$1,000)		Total number of establishments	Number of establishments by employment-size class								
			First quarter	Annual		1 to 4	5 to 9	10 to 19	20 to 49	50 to 99	100 to 249	250 to 499	500 to 999	1,000 or more
<b>CARROLL—Con.</b>														
<b>62</b>	<b>Health care and social assistance</b> .....	<b>484</b>	<b>1 308</b>	<b>6 031</b>	<b>27</b>	<b>10</b>	<b>10</b>	<b>5</b>	—	<b>1</b>	—	<b>1</b>	—	—
621	Ambulatory health care services .....	117	502	2 522	21	8	10	3	—	—	—	—	—	—
623	Nursing & residential care facilities .....	(E)	(D)	(D)	2	—	—	—	—	1	—	1	—	—
6231	Nursing care facilities .....	(E)	(D)	(D)	2	—	—	—	—	1	—	1	—	—
62311	Nursing care facilities .....	(E)	(D)	(D)	2	—	—	—	—	1	—	1	—	—
<b>71</b>	<b>Arts, entertainment &amp; recreation</b> .....	<b>46</b>	<b>110</b>	<b>527</b>	<b>6</b>	<b>3</b>	<b>1</b>	<b>1</b>	<b>1</b>	—	—	—	—	—
<b>72</b>	<b>Accommodation &amp; food services</b> .....	<b>386</b>	<b>749</b>	<b>3 586</b>	<b>29</b>	<b>10</b>	<b>7</b>	<b>4</b>	<b>7</b>	<b>1</b>	—	—	—	—
722	Food services & drinking places .....	(E)	(D)	(D)	28	10	7	4	7	—	—	—	—	—
7221	Full-service restaurants .....	153	270	1 171	13	2	5	3	3	—	—	—	—	—
72211	Full-service restaurants .....	153	270	1 171	13	2	5	3	3	—	—	—	—	—
722110	Full-service restaurants .....	153	270	1 171	13	2	5	3	3	—	—	—	—	—
7222	Limited-service eating places .....	146	245	1 143	9	3	1	1	4	—	—	—	—	—
72221	Limited-service eating places .....	146	245	1 143	9	3	1	1	4	—	—	—	—	—
<b>81</b>	<b>Other services (except public administration)</b> .....	<b>198</b>	<b>548</b>	<b>2 279</b>	<b>56</b>	<b>38</b>	<b>15</b>	<b>3</b>	—	—	—	—	—	—
813	Religious, grantmaking, civic, prof & like organizations .....	122	188	777	32	22	7	3	—	—	—	—	—	—
<b>95</b>	<b>Auxiliaries (exc corporate, subsidiary &amp; regional mgt)</b> .....	<b>(A)</b>	<b>(D)</b>	<b>(D)</b>	<b>1</b>	—	<b>1</b>	—	—	—	—	—	—	—
<b>99</b>	<b>Unclassified establishments</b> .....	<b>1</b>	<b>2</b>	<b>23</b>	<b>4</b>	<b>4</b>	—	—	—	—	—	—	—	—
<b>CASS</b>														
	<b>Total</b> .....	<b>16 427</b>	<b>92 908</b>	<b>399 191</b>	<b>852</b>	<b>410</b>	<b>185</b>	<b>126</b>	<b>84</b>	<b>23</b>	<b>14</b>	<b>4</b>	<b>5</b>	<b>1</b>
<b>21</b>	<b>Mining</b> .....	<b>(B)</b>	<b>(D)</b>	<b>(D)</b>	<b>2</b>	—	—	<b>2</b>	—	—	—	—	—	—
<b>22</b>	<b>Utilities</b> .....	<b>(A)</b>	<b>(D)</b>	<b>(D)</b>	<b>1</b>	<b>1</b>	—	—	—	—	—	—	—	—
<b>23</b>	<b>Construction</b> .....	<b>608</b>	<b>3 968</b>	<b>19 765</b>	<b>92</b>	<b>55</b>	<b>22</b>	<b>7</b>	<b>7</b>	<b>1</b>	—	—	—	—
233	Building, developing & general contracting .....	176	912	4 077	27	17	5	3	2	—	—	—	—	—
235	Special trade contractors .....	384	2 688	13 133	57	33	16	3	4	1	—	—	—	—
2351	Plumbing, heating & AC contractor .....	124	1 034	5 070	14	7	4	—	3	—	—	—	—	—
23511	Plumbing, heating & AC contractor .....	124	1 034	5 070	14	7	4	—	3	—	—	—	—	—
235110	Plumbing, heating & AC contractor .....	124	1 034	5 070	14	7	4	—	3	—	—	—	—	—
<b>31-33</b>	<b>Manufacturing</b> .....	<b>6 999</b>	<b>46 899</b>	<b>203 567</b>	<b>54</b>	<b>9</b>	<b>7</b>	<b>6</b>	<b>12</b>	<b>7</b>	<b>5</b>	<b>4</b>	<b>3</b>	<b>1</b>
311	Food mfg .....	(G)	(D)	(D)	5	1	—	2	—	1	—	—	—	1
3111	Animal food mfg .....	(C)	(D)	(D)	2	—	—	1	—	1	—	—	—	—
31111	Animal food mfg .....	(C)	(D)	(D)	2	—	—	1	—	1	—	—	—	—
3116	Animal slaughtering & processing .....	(G)	(D)	(D)	2	—	—	1	—	—	—	—	—	1
31161	Animal slaughtering & processing .....	(G)	(D)	(D)	2	—	—	1	—	—	—	—	—	1
321	Wood product mfg .....	138	917	4 556	4	1	—	1	1	1	—	—	—	—
3219	Other wood product mfg .....	138	917	4 556	4	1	—	1	1	1	—	—	—	—
32191	Millwork .....	(C)	(D)	(D)	2	—	—	—	1	1	—	—	—	—
326	Plastics & rubber products mfg .....	(F)	(D)	(D)	5	—	2	—	1	—	1	—	1	—
3262	Rubber product mfg .....	(F)	(D)	(D)	2	—	—	—	—	—	1	—	1	—
32629	Other rubber product mfg .....	(F)	(D)	(D)	2	—	—	—	—	—	1	—	1	—
327	Nonmetallic mineral product mfg .....	(C)	(D)	(D)	4	1	1	—	1	—	1	—	—	—
3273	Cement & concrete product mfg .....	(C)	(D)	(D)	3	—	1	—	1	—	1	—	—	—
32731	Cement mfg .....	(C)	(D)	(D)	1	—	—	—	—	—	1	—	—	—
332	Fabricated metal product mfg .....	510	4 843	19 897	13	3	1	3	3	2	1	—	—	—
3321	Forging & stamping .....	138	1 298	5 122	3	—	—	—	2	1	—	—	—	—
33211	Forging & stamping .....	138	1 298	5 122	3	—	—	—	2	1	—	—	—	—
332116	Metal stamping .....	138	1 298	5 122	3	—	—	—	2	1	—	—	—	—
3326	Spring & wire product mfg .....	(C)	(D)	(D)	3	1	—	1	—	—	1	—	—	—
33261	Spring & wire product mfg .....	(C)	(D)	(D)	3	1	—	1	—	—	1	—	—	—
333	Machinery mfg .....	160	1 242	5 423	7	1	2	—	3	1	—	—	—	—
334	Computer & electronic product mfg .....	(E)	(D)	(D)	2	—	—	—	—	1	—	1	—	—
3344	Semiconductor & oth electronic component mfg .....	(E)	(D)	(D)	2	—	—	—	—	1	—	1	—	—
33441	Semiconductor & oth electronic component mfg .....	(E)	(D)	(D)	2	—	—	—	—	1	—	1	—	—
336	Transportation equipment mfg .....	2 810	17 422	69 925	8	—	—	—	1	—	2	3	2	—
3363	Motor vehicle parts mfg .....	2 810	17 422	69 925	8	—	—	—	1	—	2	3	2	—
33632	MV electrical & electronic equipment mfg .....	(F)	(D)	(D)	1	—	—	—	—	—	—	—	1	—
33634	Motor vehicle brake system mfg .....	(C)	(D)	(D)	1	—	—	—	—	—	1	—	—	—
33637	Motor vehicle metal stamping .....	(F)	(D)	(D)	3	—	—	—	1	—	2	—	—	—
33639	Other motor vehicle parts mfg .....	1 460	7 541	30 694	3	—	—	—	—	—	1	1	1	—
336399	All other motor vehicle parts mfg .....	1 460	7 541	30 694	3	—	—	—	—	—	1	1	1	—
<b>42</b>	<b>Wholesale trade</b> .....	<b>491</b>	<b>3 590</b>	<b>14 505</b>	<b>51</b>	<b>24</b>	<b>8</b>	<b>12</b>	<b>6</b>	<b>1</b>	—	—	—	—
421	Wholesale trade, durable goods .....	249	2 139	8 384	28	11	7	6	4	—	—	—	—	—
4218	Machinery, equipment & supplies whsle .....	174	1 566	6 136	17	4	7	3	3	—	—	—	—	—
422	Wholesale trade, nondurable goods .....	242	1 451	6 121	23	13	1	6	2	1	—	—	—	—

See footnotes at end of table.

Table 6. **Counties—Employees, Payroll, and Establishments by Industry: 2000—Con.**

[Excludes most government employees, railroad employees, and self-employed persons. Size class 1 to 4 includes establishments with payroll, but no employees, during mid-March pay period. (D) denotes figures withheld to avoid disclosing data for individual companies; the data are included in broader industry totals. Detailed industries with 100 or more employees are shown if industry was not a (D). For explanation of terms, abbreviations, and data reliability/comparability, see introductory text]

NAICS code	Industry	Number of employees for week including March 12	Payroll (\$1,000)		Total number of establishments	Number of establishments by employment-size class								
			First quarter	Annual		1 to 4	5 to 9	10 to 19	20 to 49	50 to 99	100 to 249	250 to 499	500 to 999	1,000 or more
<b>CASS—Con.</b>														
<b>44-45</b>	<b>Retail trade</b> .....	<b>2 071</b>	<b>8 983</b>	<b>36 307</b>	<b>157</b>	<b>52</b>	<b>43</b>	<b>39</b>	<b>16</b>	<b>6</b>	<b>1</b>	—	—	—
441	Motor vehicle & parts dealers .....	322	2 327	9 170	25	9	4	8	3	1	—	—	—	—
4411	Automobile dealers .....	211	1 709	6 629	12	5	2	1	3	1	—	—	—	—
44111	New car dealers .....	180	1 509	5 907	6	2	—	—	3	1	—	—	—	—
441110	New car dealers .....	180	1 509	5 907	6	2	—	—	3	1	—	—	—	—
4413	Automotive parts, accessories & tire stores .....	(C)	(D)	(D)	12	3	2	7	—	—	—	—	—	—
444	Bldg material & garden equip & supp dealers .....	295	1 567	6 582	23	6	6	6	5	—	—	—	—	—
4441	Building material & supplies dealers .....	176	901	3 642	12	3	3	2	4	—	—	—	—	—
44419	Other building material dealers .....	119	666	2 814	9	2	3	1	3	—	—	—	—	—
444190	Other building material dealers .....	119	666	2 814	9	2	3	1	3	—	—	—	—	—
4442	Lawn & garden equip & supplies stores .....	119	666	2 940	11	3	3	4	1	—	—	—	—	—
44422	Nursery & garden centers .....	(C)	(D)	(D)	9	3	2	3	1	—	—	—	—	—
445	Food & beverage stores .....	314	1 128	4 528	14	3	5	2	2	2	—	—	—	—
4451	Grocery stores .....	243	917	3 608	7	—	2	2	1	2	—	—	—	—
44511	Grocery (except convenience) stores .....	243	917	3 608	7	—	2	2	1	2	—	—	—	—
445110	Grocery (except convenience) stores .....	243	917	3 608	7	—	2	2	1	2	—	—	—	—
446	Health & personal care stores .....	132	584	2 338	8	1	2	3	2	—	—	—	—	—
4461	Health & personal care stores .....	132	584	2 338	8	1	2	3	2	—	—	—	—	—
44611	Pharmacies & drug stores .....	(C)	(D)	(D)	7	1	1	3	2	—	—	—	—	—
447	Gasoline stations .....	161	484	1 989	17	3	6	6	2	—	—	—	—	—
4471	Gasoline stations .....	161	484	1 989	17	3	6	6	2	—	—	—	—	—
44711	Gasoline stations with convenience stores .....	158	472	1 947	14	—	6	6	2	—	—	—	—	—
447110	Gasoline stations with convenience stores .....	158	472	1 947	14	—	6	6	2	—	—	—	—	—
448	Clothing & clothing accessories stores .....	190	586	2 039	21	9	8	3	—	1	—	—	—	—
4481	Clothing stores .....	151	362	1 426	11	2	6	2	—	1	—	—	—	—
452	General merchandise stores .....	(E)	(D)	(D)	6	—	2	1	—	2	1	—	—	—
4521	Department stores .....	334	1 185	4 911	3	—	—	—	—	2	1	—	—	—
45211	Department stores .....	334	1 185	4 911	3	—	—	—	—	2	1	—	—	—
452110	Department stores .....	334	1 185	4 911	3	—	—	—	—	2	1	—	—	—
<b>48-49</b>	<b>Transportation &amp; warehousing</b> .....	<b>386</b>	<b>2 294</b>	<b>10 005</b>	<b>31</b>	<b>16</b>	<b>4</b>	<b>4</b>	<b>6</b>	<b>1</b>	—	—	—	—
484	Truck transportation .....	283	1 561	6 877	24	13	3	4	3	1	—	—	—	—
4841	General freight trucking .....	182	966	4 108	13	7	1	2	2	1	—	—	—	—
48411	General freight trucking, local .....	(C)	(D)	(D)	5	3	—	1	—	1	—	—	—	—
4842	Specialized freight trucking .....	101	595	2 769	11	6	2	2	1	—	—	—	—	—
<b>51</b>	<b>Information</b> .....	<b>163</b>	<b>892</b>	<b>3 553</b>	<b>10</b>	<b>1</b>	<b>5</b>	<b>1</b>	<b>2</b>	<b>1</b>	—	—	—	—
<b>52</b>	<b>Finance &amp; insurance</b> .....	<b>331</b>	<b>2 693</b>	<b>10 376</b>	<b>51</b>	<b>26</b>	<b>18</b>	<b>1</b>	<b>6</b>	—	—	—	—	—
522	Credit intermediation & related activities .....	235	1 443	6 137	27	11	10	1	5	—	—	—	—	—
5221	Depository credit intermediation .....	209	1 290	5 454	19	5	8	1	5	—	—	—	—	—
52211	Commercial banking .....	117	705	2 806	12	3	5	1	3	—	—	—	—	—
522110	Commercial banking .....	117	705	2 806	12	3	5	1	3	—	—	—	—	—
<b>53</b>	<b>Real estate &amp; rental &amp; leasing</b> .....	<b>69</b>	<b>245</b>	<b>991</b>	<b>21</b>	<b>15</b>	<b>5</b>	<b>1</b>	—	—	—	—	—	—
<b>54</b>	<b>Professional, scientific &amp; technical services</b> .....	<b>263</b>	<b>1 170</b>	<b>4 920</b>	<b>41</b>	<b>22</b>	<b>10</b>	<b>7</b>	<b>2</b>	—	—	—	—	—
541	Professional, scientific & technical services .....	263	1 170	4 920	41	22	10	7	2	—	—	—	—	—
<b>55</b>	<b>Management of companies &amp; enterprises</b> .....	<b>31</b>	<b>495</b>	<b>1 819</b>	<b>5</b>	<b>2</b>	<b>2</b>	<b>1</b>	—	—	—	—	—	—
<b>56</b>	<b>Admin, support, waste mgt, remediation services</b> .....	<b>434</b>	<b>1 476</b>	<b>9 235</b>	<b>38</b>	<b>25</b>	<b>5</b>	<b>3</b>	<b>3</b>	—	<b>2</b>	—	—	—
561	Administrative & support services .....	(E)	(D)	(D)	36	25	5	2	3	—	1	—	—	—
5617	Services to buildings & dwellings .....	198	807	5 796	20	14	2	2	1	—	1	—	—	—
56172	Janitorial services .....	(C)	(D)	(D)	4	1	1	1	—	—	1	—	—	—
562	Waste management & remediation services .....	(C)	(D)	(D)	2	—	—	1	—	—	1	—	—	—
5622	Waste treatment & disposal .....	(C)	(D)	(D)	2	—	—	1	—	—	1	—	—	—
56221	Waste treatment & disposal .....	(C)	(D)	(D)	2	—	—	1	—	—	1	—	—	—
<b>61</b>	<b>Educational services</b> .....	<b>(B)</b>	<b>(D)</b>	<b>(D)</b>	<b>4</b>	<b>1</b>	<b>3</b>	—	—	—	—	—	—	—
<b>62</b>	<b>Health care and social assistance</b> .....	<b>2 696</b>	<b>15 526</b>	<b>64 967</b>	<b>71</b>	<b>24</b>	<b>21</b>	<b>13</b>	<b>5</b>	<b>1</b>	<b>5</b>	—	<b>2</b>	—
621	Ambulatory health care services .....	386	3 614	16 115	45	20	15	8	1	—	1	—	—	—
6211	Offices of physicians .....	146	1 826	9 413	22	10	7	4	1	—	—	—	—	—
62111	Offices of physicians .....	146	1 826	9 413	22	10	7	4	1	—	—	—	—	—
6214	Outpatient care centers .....	(C)	(D)	(D)	6	2	2	1	—	—	1	—	—	—
62142	Outpatient mental health, substance abuse ctrs .....	(C)	(D)	(D)	4	1	2	—	—	—	1	—	—	—
622	Hospitals .....	(G)	(D)	(D)	2	—	—	—	—	—	—	—	—	2
6221	General medical & surgical hospitals .....	(F)	(D)	(D)	1	—	—	—	—	—	—	—	—	1
62211	General medical & surgical hospitals .....	(F)	(D)	(D)	1	—	—	—	—	—	—	—	—	1
6222	Psychiatric & substance abuse hospitals .....	(F)	(D)	(D)	1	—	—	—	—	—	—	—	—	1
62221	Psychiatric & substance abuse hospitals .....	(F)	(D)	(D)	1	—	—	—	—	—	—	—	—	1
623	Nursing & residential care facilities .....	548	2 525	9 922	12	—	4	3	2	1	2	—	—	—
6231	Nursing care facilities .....	450	2 133	8 431	4	—	—	—	1	1	2	—	—	—
62311	Nursing care facilities .....	450	2 133	8 431	4	—	—	—	1	1	2	—	—	—
623110	Nursing care facilities .....	450	2 133	8 431	4	—	—	—	1	1	2	—	—	—
624	Social assistance .....	(E)	(D)	(D)	12	4	2	2	2	—	2	—	—	—
6241	Individual & family services .....	(E)	(D)	(D)	6	1	1	1	1	—	2	—	—	—
62412	Services for elderly & disabled persons .....	(C)	(D)	(D)	3	—	1	—	1	—	1	—	—	—
62419	Other individual & family services .....	(C)	(D)	(D)	2	—	—	1	—	—	1	—	—	—

See footnotes at end of table.



**Table 6. Counties—Employees, Payroll, and Establishments by Industry: 2000—Con.**

[Excludes most government employees, railroad employees, and self-employed persons. Size class 1 to 4 includes establishments with payroll, but no employees, during mid-March pay period. (D) denotes figures withheld to avoid disclosing data for individual companies; the data are included in broader industry totals. Detailed industries with 100 or more employees are shown if industry was not a (D). For explanation of terms, abbreviations, and data reliability/comparability, see introductory text]

NAICS code	Industry	Number of employees for week including March 12	Payroll (\$1,000)		Total number of establishments	Number of establishments by employment-size class								
			First quarter	Annual		1 to 4	5 to 9	10 to 19	20 to 49	50 to 99	100 to 249	250 to 499	500 to 999	1,000 or more
<b>CASS—Con.</b>														
<b>71</b>	<b>Arts, entertainment &amp; recreation</b> .....	<b>(B)</b>	<b>(D)</b>	<b>(D)</b>	<b>9</b>	<b>6</b>	<b>2</b>	<b>1</b>	—	—	—	—	—	—
<b>72</b>	<b>Accommodation &amp; food services</b> .....	<b>1 170</b>	<b>2 390</b>	<b>9 594</b>	<b>88</b>	<b>40</b>	<b>11</b>	<b>14</b>	<b>19</b>	<b>4</b>	—	—	—	—
722	Food services & drinking places .....	1 073	2 109	8 478	82	37	11	13	18	3	—	—	—	—
7221	Full-service restaurants .....	293	717	2 559	24	10	3	5	6	—	—	—	—	—
72211	Full-service restaurants .....	293	717	2 559	24	10	3	5	6	—	—	—	—	—
722110	Full-service restaurants .....	293	717	2 559	24	10	3	5	6	—	—	—	—	—
7222	Limited-service eating places .....	630	1 121	4 801	41	19	4	5	10	3	—	—	—	—
72221	Limited-service eating places .....	630	1 121	4 801	41	19	4	5	10	3	—	—	—	—
722211	Limited-service restaurants .....	586	1 064	4 493	37	17	4	4	9	3	—	—	—	—
7223	Special food services .....	100	189	813	6	—	3	1	2	—	—	—	—	—
<b>81</b>	<b>Other services (except public administration)</b> .....	<b>616</b>	<b>1 773</b>	<b>7 309</b>	<b>117</b>	<b>84</b>	<b>17</b>	<b>14</b>	—	<b>1</b>	<b>1</b>	—	—	—
813	Religious, grantmaking, civic, prof & like organizations .....	423	946	3 868	62	42	9	9	—	1	1	—	—	—
8131	Religious organizations .....	221	544	2 185	40	28	7	4	—	1	—	—	—	—
81311	Religious organizations .....	221	544	2 185	40	28	7	4	—	1	—	—	—	—
813110	Religious organizations .....	221	544	2 185	40	28	7	4	—	1	—	—	—	—
8134	Civic & social organizations .....	159	308	1 307	11	6	1	3	—	—	1	—	—	—
81341	Civic & social organizations .....	159	308	1 307	11	6	1	3	—	—	1	—	—	—
813410	Civic & social organizations .....	159	308	1 307	11	6	1	3	—	—	1	—	—	—
<b>95</b>	<b>Auxiliaries (exc corporate, subsidiary &amp; regional mgt)</b> .....	<b>(A)</b>	<b>(D)</b>	<b>(D)</b>	<b>1</b>	—	<b>1</b>	—	—	—	—	—	—	—
<b>99</b>	<b>Unclassified establishments</b> .....	<b>10</b>	<b>15</b>	<b>240</b>	<b>8</b>	<b>7</b>	<b>1</b>	—	—	—	—	—	—	—
<b>CLARK</b>														
	<b>Total</b> .....	<b>41 990</b>	<b>255 570</b>	<b>1 076 089</b>	<b>2 453</b>	<b>1 158</b>	<b>509</b>	<b>369</b>	<b>246</b>	<b>101</b>	<b>59</b>	<b>7</b>	<b>1</b>	<b>3</b>
<b>11</b>	<b>Forestry, fishing, hunting, and agriculture support</b> .....	<b>(E)</b>	<b>(D)</b>	<b>(D)</b>	<b>1</b>	—	—	—	—	—	—	<b>1</b>	—	—
113	Forestry and logging .....	(E)	(D)	(D)	1	—	—	—	—	—	—	1	—	—
1133	Logging .....	(E)	(D)	(D)	1	—	—	—	—	—	—	1	—	—
11331	Logging .....	(E)	(D)	(D)	1	—	—	—	—	—	—	1	—	—
<b>21</b>	<b>Mining</b> .....	<b>103</b>	<b>972</b>	<b>4 403</b>	<b>6</b>	<b>2</b>	—	<b>2</b>	<b>2</b>	—	—	—	—	—
212	Mining (except oil & gas) .....	103	972	4 403	6	2	—	2	2	—	—	—	—	—
2123	Nonmetallic mineral mining & quarrying .....	103	972	4 403	6	2	—	2	2	—	—	—	—	—
21231	Stone mining & quarrying .....	103	972	4 403	6	2	—	2	2	—	—	—	—	—
<b>22</b>	<b>Utilities</b> .....	<b>246</b>	<b>2 700</b>	<b>11 013</b>	<b>15</b>	<b>4</b>	<b>5</b>	<b>2</b>	<b>3</b>	<b>1</b>	—	—	—	—
221	Utilities .....	246	2 700	11 013	15	4	5	2	3	1	—	—	—	—
2211	Elec pwr generation, transmsn & distribution ...	(C)	(D)	(D)	4	—	1	1	1	1	—	—	—	—
22112	Electric pwr transmsn, control & distribution ...	(C)	(D)	(D)	4	—	1	1	1	1	—	—	—	—
<b>23</b>	<b>Construction</b> .....	<b>2 957</b>	<b>20 251</b>	<b>98 921</b>	<b>289</b>	<b>162</b>	<b>63</b>	<b>35</b>	<b>20</b>	<b>6</b>	<b>2</b>	<b>1</b>	—	—
233	Building, developing & general contracting .....	421	2 022	8 630	91	61	20	7	3	—	—	—	—	—
2332	Residential building construction .....	(E)	(D)	(D)	73	51	17	3	2	—	—	—	—	—
23321	Single-family housing construction .....	304	1 403	6 116	70	48	17	3	2	—	—	—	—	—
233210	Single-family housing construction .....	304	1 403	6 116	70	48	17	3	2	—	—	—	—	—
2333	Nonresidential building construction .....	107	569	2 243	14	6	3	4	1	—	—	—	—	—
234	Heavy construction .....	719	6 146	35 860	21	1	7	5	3	4	1	—	—	—
2341	Highway, street, bridge & tunnel construction ...	304	3 141	21 385	6	—	2	2	1	—	1	—	—	—
23411	Highway & street construction .....	(E)	(D)	(D)	5	—	2	2	—	—	1	—	—	—
2349	Other heavy construction .....	415	3 005	14 475	15	1	5	3	2	4	—	—	—	—
23491	Water, sewer & pipeline construction .....	228	1 693	7 796	8	1	2	2	1	2	—	—	—	—
234910	Water, sewer & pipeline construction .....	228	1 693	7 796	8	1	2	2	1	2	—	—	—	—
23499	All other heavy construction .....	(C)	(D)	(D)	4	—	1	1	1	1	—	—	—	—
235	Special trade contractors .....	1 817	12 083	54 431	177	100	36	23	14	2	1	1	—	—
2351	Plumbing, heating & AC contractor .....	367	3 107	14 149	39	20	7	6	5	1	—	—	—	—
23511	Plumbing, heating & AC contractor .....	367	3 107	14 149	39	20	7	6	5	1	—	—	—	—
235110	Plumbing, heating & AC contractor .....	367	3 107	14 149	39	20	7	6	5	1	—	—	—	—
2354	Masonry, drywall, insulation, tile contractors ...	233	509	2 604	14	11	—	2	—	—	1	—	—	—
23541	Masonry & stone contractors .....	221	445	2 340	9	6	—	2	—	—	1	—	—	—
235410	Masonry & stone contractors .....	221	445	2 340	9	6	—	2	—	—	1	—	—	—
2355	Carpentry & floor contractors .....	103	379	1 737	29	21	7	1	—	—	—	—	—	—
2357	Concrete contractors .....	179	1 052	4 747	19	6	6	5	2	—	—	—	—	—
23571	Concrete contractors .....	179	1 052	4 747	19	6	6	5	2	—	—	—	—	—
235710	Concrete contractors .....	179	1 052	4 747	19	6	6	5	2	—	—	—	—	—
2359	Other special trade contractors .....	710	5 958	26 452	36	16	10	4	4	1	—	1	—	—
23599	All other special trade contractors .....	(E)	(D)	(D)	13	8	3	1	—	—	—	1	—	—

See footnotes at end of table.

**Table 6. Counties—Employees, Payroll, and Establishments by Industry: 2000—Con.**

[Excludes most government employees, railroad employees, and self-employed persons. Size class 1 to 4 includes establishments with payroll, but no employees, during mid-March pay period. (D) denotes figures withheld to avoid disclosing data for individual companies; the data are included in broader industry totals. Detailed industries with 100 or more employees are shown if industry was not a (D). For explanation of terms, abbreviations, and data reliability/comparability, see introductory text]

NAICS code	Industry	Number of employees for week including March 12	Payroll (\$1,000)		Total number of establishments	Number of establishments by employment-size class								
			First quarter	Annual		1 to 4	5 to 9	10 to 19	20 to 49	50 to 99	100 to 249	250 to 499	500 to 999	1,000 or more
<b>CLARK—Con.</b>														
<b>31-33</b>	<b>Manufacturing</b>	<b>7 297</b>	<b>62 136</b>	<b>254 774</b>	<b>158</b>	<b>43</b>	<b>23</b>	<b>28</b>	<b>28</b>	<b>19</b>	<b>14</b>	<b>2</b>		<b>1</b>
311	Food mfg	259	2 050	9 174	7	3	1	1	1	—	1	—	—	—
3119	Other food mfg	(C)	(D)	(D)	1	—	—	—	—	—	1	—	—	—
31191	Snack food mfg	(C)	(D)	(D)	1	—	—	—	—	—	1	—	—	—
321	Wood product mfg	671	3 617	15 145	21	1	3	7	6	3	1	—	—	—
3212	Veneer, plywood & engineered wood product mfg	336	1 863	7 816	9	1	1	3	2	1	1	—	—	—
32121	Veneer, plywood & engineered wood product mfg	336	1 863	7 816	9	1	1	3	2	1	1	—	—	—
321211	Hardwood veneer & plywood mfg	182	1 080	4 443	5	1	1	1	1	—	1	—	—	—
3219	Other wood product mfg	(E)	(D)	(D)	11	—	2	3	4	2	—	—	—	—
32191	Millwork	(C)	(D)	(D)	5	—	2	1	1	1	—	—	—	—
32192	Wood container & pallet mfg	150	703	3 078	5	—	—	1	3	1	—	—	—	—
321920	Wood container & pallet mfg	150	703	3 078	5	—	—	1	3	1	—	—	—	—
323	Printing & related support activities	519	4 623	18 361	15	3	6	2	2	—	2	—	—	—
3231	Printing & related support activities	519	4 623	18 361	15	3	6	2	2	—	2	—	—	—
32311	Printing	(F)	(D)	(D)	14	2	6	2	2	—	2	—	—	—
323110	Commercial lithographic printing	495	4 503	17 810	9	—	3	2	2	—	2	—	—	—
324	Petroleum & coal products mfg	159	1 419	5 683	3	—	—	1	—	2	—	—	—	—
3241	Petroleum & coal products mfg	159	1 419	5 683	3	—	—	1	—	2	—	—	—	—
325	Chemical mfg	728	10 391	42 821	8	—	—	1	4	2	—	1	—	—
3251	Basic chemical mfg	(C)	(D)	(D)	2	—	—	—	1	1	—	—	—	—
32518	Other basic inorganic chemical mfg	(C)	(D)	(D)	2	—	—	—	1	1	—	—	—	—
3256	Soap, cleaners & toilet preparation mfg	(F)	(D)	(D)	2	—	—	—	—	1	—	1	—	—
32561	Soap & cleaning compound mfg	(F)	(D)	(D)	2	—	—	—	—	1	—	1	—	—
326	Plastics & rubber products mfg	374	3 460	12 036	9	1	—	4	2	—	2	—	—	—
3261	Plastics product mfg	(E)	(D)	(D)	7	1	—	3	1	—	2	—	—	—
32612	Plastics pipe, pipe fitting, & unsupported profile shape mfg	(C)	(D)	(D)	1	—	—	—	—	—	1	—	—	—
32619	Other plastics product mfg	(C)	(D)	(D)	6	1	—	3	1	—	1	—	—	—
327	Nonmetallic mineral product mfg	315	2 973	11 749	8	3	1	—	3	—	1	—	—	—
3273	Cement & concrete product mfg	275	2 848	11 099	5	1	1	—	2	—	1	—	—	—
32731	Cement mfg	(C)	(D)	(D)	1	—	—	—	—	—	1	—	—	—
331	Primary metal mfg	(C)	(D)	(D)	3	1	—	—	1	—	1	—	—	—
3313	Alumina & aluminum production & processing	(C)	(D)	(D)	1	—	—	—	—	—	1	—	—	—
33131	Alumina & aluminum production & processing	(C)	(D)	(D)	1	—	—	—	—	—	1	—	—	—
332	Fabricated metal product mfg	958	7 954	32 890	27	8	3	7	2	5	2	—	—	—
3323	Architectural & structural metals mfg	202	1 097	5 766	7	2	1	2	—	2	—	—	—	—
33231	Plate work & fabricated structural prod mfg	107	650	2 831	4	1	1	1	—	1	—	—	—	—
3327	Mach shops, turn prod, screw, nut, bolt mfg	292	2 479	9 570	11	4	1	3	2	—	1	—	—	—
33271	Machine shops	(C)	(D)	(D)	10	4	1	3	2	—	—	—	—	—
33272	Turned product & screw, nut & bolt mfg	(C)	(D)	(D)	1	—	—	—	—	—	1	—	—	—
3328	Coating, engrave, heat treating & oth activity	(C)	(D)	(D)	3	—	—	1	—	2	—	—	—	—
33281	Coating, engrave, heat treating & oth activity	(C)	(D)	(D)	3	—	—	1	—	2	—	—	—	—
3329	Other fabricated metal product mfg	(C)	(D)	(D)	3	—	1	1	—	—	1	—	—	—
33291	Metal valve mfg	(C)	(D)	(D)	1	—	—	—	—	—	1	—	—	—
333	Machinery mfg	763	7 371	28 663	16	4	4	1	—	5	2	—	—	—
3332	Industrial machinery mfg	107	875	3 282	3	—	1	1	—	1	—	—	—	—
3334	HVAC & commercial refrigeration equipment mfg	(E)	(D)	(D)	3	—	1	—	—	—	2	—	—	—
33341	HVAC & commercial refrigeration equipment mfg	(E)	(D)	(D)	3	—	1	—	—	—	2	—	—	—
3339	Other general purpose machinery mfg	249	2 715	11 186	6	2	1	—	—	3	—	—	—	—
33399	All other general purpose machinery mfg	(C)	(D)	(D)	4	1	1	—	—	2	—	—	—	—
336	Transportation equipment mfg	(G)	(D)	(D)	7	3	1	—	1	1	—	—	—	1
3366	Ship & boat building	(G)	(D)	(D)	4	1	—	—	1	1	—	—	—	1
33661	Ship & boat building	(G)	(D)	(D)	4	1	—	—	1	1	—	—	—	1
337	Furniture & related product mfg	1 003	7 728	35 072	12	3	2	1	2	1	2	1	—	—
3371	HH & institutional furniture & kitchen cabinet mfg	(F)	(D)	(D)	9	2	2	1	1	1	2	—	—	—
33711	Wood kitchen cabinet & countertop mfg	486	3 677	16 904	8	2	2	1	1	—	2	—	—	—
337110	Wood kitchen cabinet & countertop mfg	486	3 677	16 904	8	2	2	1	1	—	2	—	—	—
3372	Office furniture (including fixtures) mfg	(E)	(D)	(D)	2	1	—	—	—	—	—	1	—	—
33721	Office furniture (including fixtures) mfg	(E)	(D)	(D)	2	1	—	—	—	—	—	1	—	—
<b>42</b>	<b>Wholesale trade</b>	<b>1 606</b>	<b>11 657</b>	<b>46 415</b>	<b>122</b>	<b>60</b>	<b>20</b>	<b>19</b>	<b>17</b>	<b>5</b>	<b>1</b>			
421	Wholesale trade, durable goods	1 320	9 664	36 922	81	32	15	15	13	5	1	—	—	—
4211	Motor vehicle, motor vehicle pt & supply whsle	444	2 997	11 460	16	6	2	4	1	2	1	—	—	—
42111	Automobile & other motor vehicle whsle	378	2 678	10 044	6	1	—	1	1	2	1	—	—	—
421110	Automobile & other motor vehicle whsle	378	2 678	10 044	6	1	—	1	1	2	1	—	—	—
4214	Professional & commercial equip & supp whsle	154	895	3 683	10	4	1	3	1	1	—	—	—	—
4215	Metal & mineral (except petroleum) whsle	244	1 795	7 551	9	—	3	2	3	1	—	—	—	—
42151	Metal service centers & offices whsle	244	1 795	7 551	9	—	3	2	3	1	—	—	—	—
421510	Metal service centers & offices whsle	244	1 795	7 551	9	—	3	2	3	1	—	—	—	—
4216	Electrical goods whsle	(C)	(D)	(D)	6	2	1	1	1	1	—	—	—	—
4218	Machinery, equipment & supplies whsle	175	1 096	4 881	16	8	1	3	4	—	—	—	—	—
422	Wholesale trade, nondurable goods	286	1 993	9 493	41	28	5	4	4	—	—	—	—	—

See footnotes at end of table.

**Table 6. Counties—Employees, Payroll, and Establishments by Industry: 2000—Con.**

[Excludes most government employees, railroad employees, and self-employed persons. Size class 1 to 4 includes establishments with payroll, but no employees, during mid-March pay period. (D) denotes figures withheld to avoid disclosing data for individual companies; the data are included in broader industry totals. Detailed industries with 100 or more employees are shown if industry was not a (D). For explanation of terms, abbreviations, and data reliability/comparability, see introductory text]

NAICS code	Industry	Number of employees for week including March 12	Payroll (\$1,000)		Total number of establishments	Number of establishments by employment-size class								
			First quarter	Annual		1 to 4	5 to 9	10 to 19	20 to 49	50 to 99	100 to 249	250 to 499	500 to 999	1,000 or more
<b>CLARK—Con.</b>														
<b>44-45</b>	<b>Retail trade</b>	<b>7 749</b>	<b>34 714</b>	<b>143 722</b>	<b>470</b>	<b>161</b>	<b>133</b>	<b>101</b>	<b>39</b>	<b>23</b>	<b>11</b>	<b>2</b>		
441	Motor vehicle & parts dealers	1 471	9 830	43 481	70	20	12	16	12	9	1			
4411	Automobile dealers	881	6 898	29 468	31	12	2	3	6	7	1			
44111	New car dealers	697	5 969	25 186	14	2			6	5	1			
441110	New car dealers	697	5 969	25 186	14	2			6	5	1			
44112	Used car dealers	184	929	4 282	17	10	2	3		2				
441120	Used car dealers	184	929	4 282	17	10	2	3		2				
4412	Other motor vehicle dealers	265	1 095	6 095	14	4	1	4	4	1				
44121	Recreational vehicle dealers	141	457	2 096	7	3	1	1	1	1				
441210	Recreational vehicle dealers	141	457	2 096	7	3	1	1	1	1				
44122	Motorcycle & boat & other MV dealers	124	638	3 999	7	1		3	3					
4413	Automotive parts, accessories & tire stores	325	1 837	7 918	25	4	9	9	2	1				
44131	Automotive parts, accessories & tire stores	157	802	3 310	15	3	7	3	2					
441310	Automotive parts, accessories & tire stores	157	802	3 310	15	3	7	3	2					
44132	Tire dealers	168	1 035	4 608	10	1	2	6		1				
441320	Tire dealers	168	1 035	4 608	10	1	2	6		1				
442	Furniture & home furnishing stores	151	932	3 612	20	11	5	3	1					
443	Electronics & appliance stores	179	971	3 782	16	9	5			2				
4431	Electronics & appliance stores	179	971	3 782	16	9	5			2				
44311	Appliance, TV & all other electronics stores	161	912	3 619	11	5	4			2				
444	Bldg material & garden equip & supp dealers	568	3 919	15 496	34	13	9	6	4	1	1			
4441	Building material & supplies dealers	482	3 618	13 788	26	8	9	5	2	1	1			
44411	Home centers	(C)	(D)	(D)	2		1				1			
44419	Other building material dealers	239	2 186	8 029	14	2	6	3	2	1				
444190	Other building material dealers	239	2 186	8 029	14	2	6	3	2	1				
445	Food & beverage stores	1 189	4 209	16 032	63	19	26	9	2	4	3			
4451	Grocery stores	1 002	3 824	14 262	33	8	12	5	1	4	3			
44511	Grocery (except convenience) stores	960	3 694	13 723	25	6	6	5	1	4	3			
445110	Grocery (except convenience) stores	960	3 694	13 723	25	6	6	5	1	4	3			
4453	Beer, wine & liquor stores	102	249	1 091	18	7	9	2						
44531	Beer, wine & liquor stores	102	249	1 091	18	7	9	2						
445310	Beer, wine & liquor stores	102	249	1 091	18	7	9	2						
446	Health & personal care stores	389	1 717	6 765	33	14	4	8	6	1				
4461	Health & personal care stores	389	1 717	6 765	33	14	4	8	6	1				
44611	Pharmacies & drug stores	243	1 163	4 619	15	4	1	5	4	1				
446110	Pharmacies & drug stores	243	1 163	4 619	15	4	1	5	4	1				
447	Gasoline stations	549	1 822	7 421	57	17	21	16	1	2				
4471	Gasoline stations	549	1 822	7 421	57	17	21	16	1	2				
44711	Gasoline stations with convenience stores	305	1 009	4 013	35	5	16	14						
447110	Gasoline stations with convenience stores	305	1 009	4 013	35	5	16	14						
44719	Other gasoline stations	244	813	3 408	22	12	5	2	1	2				
447190	Other gasoline stations	244	813	3 408	22	12	5	2	1	2				
448	Clothing & clothing accessories stores	497	1 301	5 375	61	22	19	17	3					
4481	Clothing stores	274	567	2 369	31	10	9	10	2					
44812	Women's clothing stores	191	334	1 405	14		4	8	2					
448120	Women's clothing stores	191	334	1 405	14		4	8	2					
4482	Shoe stores	142	405	1 675	19	9	5	4	1					
44821	Shoe stores	142	405	1 675	19	9	5	4	1					
448210	Shoe stores	142	405	1 675	19	9	5	4	1					
451	Sporting goods, hobby, book & music stores	328	985	4 057	32	10	10	9	2	1				
4511	Sporting goods, hobby, musical instrument stores	236	716	2 989	19	5	8	3	2	1				
45111	Sporting goods stores	118	357	1 518	11	4	5	1		1				
451110	Sporting goods stores	118	357	1 518	11	4	5	1		1				
452	General merchandise stores	1 943	6 849	29 405	23	1	3	6	2	3	6	2		
4521	Department stores	1 310	4 907	20 811	9					2	6	1		
45211	Department stores	1 310	4 907	20 811	9					2	6	1		
452110	Department stores	1 310	4 907	20 811	9					2	6	1		
4529	Other general merchandise stores	633	1 942	8 594	14	1	3	6	2	1		1		
45291	Warehouse clubs & superstores	(E)	(D)	(D)	1							1		
45299	All other general merchandise stores	(C)	(D)	(D)	13	1	3	6	2	1				
453	Miscellaneous store retailers	404	1 780	6 354	50	21	15	9	5					
4532	Office supplies, stationery & gift stores	156	464	1 853	14	3	6	3	2					
4539	Other miscellaneous store retailers	157	1 074	3 583	21	9	5	5	2					
<b>48-49</b>	<b>Transportation &amp; warehousing</b>	<b>5 022</b>	<b>41 866</b>	<b>172 907</b>	<b>142</b>	<b>72</b>	<b>16</b>	<b>18</b>	<b>19</b>	<b>10</b>	<b>5</b>		<b>1</b>	<b>1</b>
483	Water transportation	(G)	(D)	(D)	1									1
4832	Inland water transportation	(G)	(D)	(D)	1									1
48321	Inland water transportation	(G)	(D)	(D)	1									1
484	Truck transportation	2 668	21 081	86 078	102	50	10	14	16	6	5		1	
4841	General freight trucking	2 250	18 394	72 490	68	29	7	10	12	5	4		1	
48411	General freight trucking, local	116	714	2 738	15	9	3	1	2					
484110	General freight trucking, local	116	714	2 738	15	9	3	1	2					
48412	General freight trucking, long-distance	2 134	17 680	69 752	53	20	4	9	10	5	4		1	
4842	Specialized freight trucking	418	2 687	13 588	34	21	3	4	4	1	1			
48422	Specialized freight (exc used) trucking, local	346	1 997	10 676	23	15	1	2	3	1	1			
484220	Specialized freight (exc used) trucking, local	346	1 997	10 676	23	15	1	2	3	1	1			
488	Transportation support activities	259	1 444	6 186	22	12	5	1	2	2				
4881	Air transportation support activities	(C)	(D)	(D)	2					2				
48811	Airport operations	(C)	(D)	(D)	2					2				

See footnotes at end of table.

**Table 6. Counties—Employees, Payroll, and Establishments by Industry: 2000—Con.**

[Excludes most government employees, railroad employees, and self-employed persons. Size class 1 to 4 includes establishments with payroll, but no employees, during mid-March pay period. (D) denotes figures withheld to avoid disclosing data for individual companies; the data are included in broader industry totals. Detailed industries with 100 or more employees are shown if industry was not a (D). For explanation of terms, abbreviations, and data reliability/comparability, see introductory text]

NAICS code	Industry	Number of employees for week including March 12	Payroll (\$1,000)		Total number of establishments	Number of establishments by employment-size class								
			First quarter	Annual		1 to 4	5 to 9	10 to 19	20 to 49	50 to 99	100 to 249	250 to 499	500 to 999	1,000 or more
<b>CLARK—Con.</b>														
<b>48-49 Transportation &amp; warehousing—Con.</b>														
492	Couriers & messengers .....	(C)	(D)	(D)	9	6	—	1	—	2	—	—	—	—
4921	Couriers .....	(C)	(D)	(D)	4	2	—	1	—	1	—	—	—	—
49211	Couriers .....	(C)	(D)	(D)	4	2	—	1	—	1	—	—	—	—
<b>51</b>	<b>Information .....</b>	<b>281</b>	<b>1 407</b>	<b>5 995</b>	<b>26</b>	<b>15</b>	<b>3</b>	<b>4</b>	<b>2</b>	<b>2</b>	—	—	—	—
513	Broadcasting & telecommunications .....	124	851	3 518	13	7	2	2	2	—	—	—	—	—
<b>52</b>	<b>Finance &amp; insurance .....</b>	<b>623</b>	<b>4 432</b>	<b>18 651</b>	<b>140</b>	<b>89</b>	<b>39</b>	<b>10</b>	<b>2</b>	—	—	—	—	—
522	Credit intermediation & related activities .....	497	3 396	14 464	82	35	36	9	2	—	—	—	—	—
5221	Depository credit intermediation .....	420	2 717	11 923	65	24	32	7	2	—	—	—	—	—
52211	Commercial banking .....	319	2 059	9 335	50	18	24	7	1	—	—	—	—	—
522110	Commercial banking .....	319	2 059	9 335	50	18	24	7	1	—	—	—	—	—
524	Insurance carriers & related activities .....	103	710	3 036	43	39	3	1	—	—	—	—	—	—
<b>53</b>	<b>Real estate &amp; rental &amp; leasing .....</b>	<b>609</b>	<b>2 594</b>	<b>10 790</b>	<b>93</b>	<b>56</b>	<b>23</b>	<b>10</b>	<b>2</b>	<b>1</b>	<b>1</b>	—	—	—
531	Real estate .....	383	1 372	5 668	68	46	15	4	2	—	1	—	—	—
5311	Lessors of real estate .....	294	824	3 280	42	29	8	2	2	—	1	—	—	—
53111	Lessors of residential buildings & dwellings .....	206	474	1 752	20	11	5	2	1	—	1	—	—	—
531110	Lessors of residential buildings & dwellings .....	206	474	1 752	20	11	5	2	1	—	1	—	—	—
532	Rental & leasing services .....	(C)	(D)	(D)	24	10	7	6	—	1	—	—	—	—
<b>54</b>	<b>Professional, scientific &amp; technical services .....</b>	<b>846</b>	<b>4 536</b>	<b>20 210</b>	<b>152</b>	<b>108</b>	<b>21</b>	<b>15</b>	<b>5</b>	<b>3</b>	—	—	—	—
541	Professional, scientific & technical services .....	846	4 536	20 210	152	108	21	15	5	3	—	—	—	—
5411	Legal services .....	119	724	3 418	45	37	6	2	—	—	—	—	—	—
54111	Offices of lawyers .....	102	641	3 122	42	37	3	2	—	—	—	—	—	—
541110	Offices of lawyers .....	102	641	3 122	42	37	3	2	—	—	—	—	—	—
5412	Accounting, tax prep, bookkeep, payroll services .....	156	683	2 264	22	15	2	3	1	1	—	—	—	—
54121	Accounting, tax prep, bookkeep, payroll services .....	156	683	2 264	22	15	2	3	1	1	—	—	—	—
5413	Architectural, engineering & related services .....	158	1 139	5 786	19	9	4	5	1	—	—	—	—	—
5419	Oth professional, scientific, technical services .....	233	933	4 447	22	12	4	3	2	1	—	—	—	—
54199	All oth prof, scientific & technical services .....	(C)	(D)	(D)	5	3	—	1	—	1	—	—	—	—
<b>55</b>	<b>Management of companies &amp; enterprises .....</b>	<b>198</b>	<b>2 699</b>	<b>9 234</b>	<b>10</b>	<b>3</b>	<b>2</b>	<b>2</b>	<b>2</b>	<b>1</b>	—	—	—	—
551	Management of companies & enterprises .....	198	2 699	9 234	10	3	2	2	2	1	—	—	—	—
5511	Management of companies & enterprises .....	198	2 699	9 234	10	3	2	2	2	1	—	—	—	—
55111	Management of companies & enterprises .....	198	2 699	9 234	10	3	2	2	2	1	—	—	—	—
551114	Corp, subsidiary & regional managing offices .....	115	776	3 334	6	1	1	2	2	—	—	—	—	—
<b>56</b>	<b>Admin, support, waste mgt, remediation services .....</b>	<b>2 238</b>	<b>8 785</b>	<b>38 235</b>	<b>126</b>	<b>63</b>	<b>19</b>	<b>21</b>	<b>13</b>	<b>4</b>	<b>6</b>	—	—	—
561	Administrative & support services .....	2 099	7 764	34 548	114	61	15	17	11	4	6	—	—	—
5611	Office administrative services .....	188	392	1 729	6	4	—	—	1	—	1	—	—	—
56111	Office administrative services .....	188	392	1 729	6	4	—	—	1	—	1	—	—	—
561110	Office administrative services .....	188	392	1 729	6	4	—	—	1	—	1	—	—	—
5613	Employment services .....	1 026	4 078	17 171	19	5	—	4	3	3	4	—	—	—
56132	Temporary help services .....	(F)	(D)	(D)	13	4	—	3	1	2	3	—	—	—
56133	Employee leasing services .....	374	2 167	8 837	3	—	—	—	1	1	1	—	—	—
561330	Employee leasing services .....	374	2 167	8 837	3	—	—	—	1	1	1	—	—	—
5614	Business support services .....	144	728	3 267	12	7	1	1	3	—	—	—	—	—
5616	Investigation & security services .....	331	1 014	4 875	8	4	1	1	—	1	1	—	—	—
56161	Investigation, guard & armored car services .....	(E)	(D)	(D)	6	3	—	1	—	1	1	—	—	—
5617	Services to buildings & dwellings .....	301	905	4 604	51	31	10	7	3	—	—	—	—	—
56172	Janitorial services .....	118	341	1 506	21	12	4	4	1	—	—	—	—	—
561720	Janitorial services .....	118	341	1 506	21	12	4	4	1	—	—	—	—	—
56173	Landscaping services .....	133	413	2 446	24	15	5	3	1	—	—	—	—	—
561730	Landscaping services .....	133	413	2 446	24	15	5	3	1	—	—	—	—	—
562	Waste management & remediation services .....	139	1 021	3 687	12	2	4	4	2	—	—	—	—	—
<b>61</b>	<b>Educational services .....</b>	<b>67</b>	<b>261</b>	<b>1 043</b>	<b>10</b>	<b>4</b>	<b>4</b>	<b>2</b>	—	—	—	—	—	—
<b>62</b>	<b>Health care and social assistance .....</b>	<b>4 443</b>	<b>29 516</b>	<b>130 565</b>	<b>184</b>	<b>73</b>	<b>44</b>	<b>29</b>	<b>25</b>	<b>5</b>	<b>6</b>	<b>1</b>	—	<b>1</b>
621	Ambulatory health care services .....	1 227	10 659	51 265	134	62	34	20	16	2	—	—	—	—
6211	Offices of physicians .....	543	6 323	32 215	60	28	13	9	10	—	—	—	—	—
62111	Offices of physicians .....	543	6 323	32 215	60	28	13	9	10	—	—	—	—	—
6212	Offices of dentists .....	171	1 196	5 135	26	8	13	5	—	—	—	—	—	—
62121	Offices of dentists .....	171	1 196	5 135	26	8	13	5	—	—	—	—	—	—
621210	Offices of dentists .....	171	1 196	5 135	26	8	13	5	—	—	—	—	—	—
6213	Offices of other health practitioners .....	(C)	(D)	(D)	32	22	5	3	2	—	—	—	—	—
62132	Offices of optometrists .....	106	572	2 689	13	7	2	3	1	—	—	—	—	—
621320	Offices of optometrists .....	106	572	2 689	13	7	2	3	1	—	—	—	—	—
6214	Outpatient care centers .....	230	1 633	7 495	10	—	2	3	4	1	—	—	—	—
62142	Outpatient mental health, substance abuse ctrs .....	(C)	(D)	(D)	7	—	1	1	4	1	—	—	—	—
622	Hospitals .....	(G)	(D)	(D)	2	—	—	—	—	—	—	1	—	1
6221	General medical & surgical hospitals .....	(G)	(D)	(D)	2	—	—	—	—	—	—	1	—	1
62211	General medical & surgical hospitals .....	(G)	(D)	(D)	2	—	—	—	—	—	—	1	—	1

See footnotes at end of table.

**Table 6. Counties—Employees, Payroll, and Establishments by Industry: 2000—Con.**

[Excludes most government employees, railroad employees, and self-employed persons. Size class 1 to 4 includes establishments with payroll, but no employees, during mid-March pay period. (D) denotes figures withheld to avoid disclosing data for individual companies; the data are included in broader industry totals. Detailed industries with 100 or more employees are shown if industry was not a (D). For explanation of terms, abbreviations, and data reliability/comparability, see introductory text]

NAICS code	Industry	Number of employees for week including March 12	Payroll (\$1,000)		Total number of establishments	Number of establishments by employment-size class								
			First quarter	Annual		1 to 4	5 to 9	10 to 19	20 to 49	50 to 99	100 to 249	250 to 499	500 to 999	1,000 or more
<b>CLARK—Con.</b>														
<b>62</b>	<b>Health care and social assistance—Con.</b>													
623	Nursing & residential care facilities .....	1 235	6 196	24 674	25	4	4	3	6	2	6	—	—	—
6231	Nursing care facilities .....	732	3 688	15 429	8	1	—	—	2	1	4	—	—	—
62311	Nursing care facilities .....	732	3 688	15 429	8	1	—	—	2	1	4	—	—	—
623110	Nursing care facilities .....	732	3 688	15 429	8	1	—	—	2	1	4	—	—	—
6232	Residential mental retardation, health facil .....	(C)	(D)	(D)	6	—	4	1	—	—	1	—	—	—
62322	Residential mental health, subst abuse facil ..	(C)	(D)	(D)	1	—	—	—	—	—	1	—	—	—
6233	Community care facilities for the elderly .....	269	1 098	5 083	8	2	—	2	3	—	1	—	—	—
62331	Community care facilities for the elderly .....	269	1 098	5 083	8	2	—	2	3	—	1	—	—	—
624	Social assistance .....	(E)	(D)	(D)	23	7	6	6	3	1	—	—	—	—
6243	Vocational rehabilitation services .....	101	633	2 951	3	1	—	—	1	1	—	—	—	—
62431	Vocational rehabilitation services .....	101	633	2 951	3	1	—	—	1	1	—	—	—	—
624310	Vocational rehabilitation services .....	101	633	2 951	3	1	—	—	1	1	—	—	—	—
6244	Child day care services .....	(C)	(D)	(D)	13	5	2	4	2	—	—	—	—	—
62441	Child day care services .....	(C)	(D)	(D)	13	5	2	4	2	—	—	—	—	—
<b>71</b>	<b>Arts, entertainment &amp; recreation .....</b>	<b>523</b>	<b>1 371</b>	<b>6 190</b>	<b>36</b>	<b>20</b>	<b>6</b>	<b>3</b>	<b>5</b>	<b>1</b>	<b>1</b>	—	—	—
711	Performing arts, spectator sports & related industries .....	(C)	(D)	(D)	7	4	1	1	—	—	1	—	—	—
7111	Performing arts companies .....	(C)	(D)	(D)	2	1	—	—	—	—	1	—	—	—
71111	Theater companies & dinner theaters .....	(C)	(D)	(D)	1	—	—	—	—	—	1	—	—	—
713	Amusement, gambling & recreation industries .....	(E)	(D)	(D)	27	15	4	2	5	1	—	—	—	—
7139	Other amusement & recreation industries .....	(E)	(D)	(D)	25	15	4	2	3	1	—	—	—	—
71391	Golf courses & country clubs .....	101	319	1 795	5	2	1	—	2	—	—	—	—	—
713910	Golf courses & country clubs .....	101	319	1 795	5	2	1	—	2	—	—	—	—	—
<b>72</b>	<b>Accommodation &amp; food services .....</b>	<b>4 516</b>	<b>11 871</b>	<b>50 420</b>	<b>198</b>	<b>60</b>	<b>25</b>	<b>41</b>	<b>48</b>	<b>16</b>	<b>8</b>	—	—	—
721	Accommodation .....	487	1 434	6 476	20	6	1	7	4	1	1	—	—	—
7211	Traveler accommodation .....	(E)	(D)	(D)	18	5	—	7	4	1	1	—	—	—
72111	Hotels (exc casino hotels) & motels .....	(E)	(D)	(D)	18	5	—	7	4	1	1	—	—	—
722	Food services & drinking places .....	4 029	10 437	43 944	178	54	24	34	44	15	7	—	—	—
7221	Full-service restaurants .....	2 270	5 861	24 073	64	19	7	7	14	10	7	—	—	—
72211	Full-service restaurants .....	2 270	5 861	24 073	64	19	7	7	14	10	7	—	—	—
722110	Full-service restaurants .....	2 270	5 861	24 073	64	19	7	7	14	10	7	—	—	—
7222	Limited-service eating places .....	1 546	3 898	17 108	92	23	11	26	28	4	—	—	—	—
72221	Limited-service eating places .....	1 546	3 898	17 108	92	23	11	26	28	4	—	—	—	—
722211	Limited-service restaurants .....	1 518	3 828	16 790	84	18	9	25	28	4	—	—	—	—
7224	Drinking places (alcoholic beverages) .....	(C)	(D)	(D)	18	10	5	1	1	1	—	—	—	—
72241	Drinking places (alcoholic beverages) .....	(C)	(D)	(D)	18	10	5	1	1	1	—	—	—	—
<b>81</b>	<b>Other services (except public administration) .....</b>	<b>2 193</b>	<b>10 087</b>	<b>38 299</b>	<b>254</b>	<b>144</b>	<b>62</b>	<b>26</b>	<b>14</b>	<b>4</b>	<b>4</b>	—	—	—
811	Repair & maintenance .....	798	4 796	17 534	102	56	23	15	6	1	1	—	—	—
8111	Automotive repair & maintenance .....	667	4 119	14 572	76	40	17	11	6	1	1	—	—	—
81111	Automotive mechanical & electrical R&M .....	337	2 368	6 637	48	28	13	4	2	—	1	—	—	—
811111	General automotive repair .....	243	1 861	4 627	34	22	8	2	1	—	1	—	—	—
81112	Automotive body, paint, interior & glass repair .....	166	1 420	6 376	16	9	2	3	1	1	—	—	—	—
81119	Other automotive R&M .....	164	331	1 559	12	3	2	4	3	—	—	—	—	—
811192	Car washes .....	112	207	1 020	7	2	1	2	2	—	—	—	—	—
812	Personal & laundry services .....	428	1 275	5 793	54	28	16	6	3	—	1	—	—	—
8121	Personal care services .....	150	368	1 664	23	11	7	3	2	—	—	—	—	—
8123	Drycleaning & laundry services .....	213	604	2 437	16	11	1	2	1	—	1	—	—	—
81232	Drycleaning & laundry services (exc coin-op) ..	202	580	2 316	11	6	1	2	1	—	1	—	—	—
812320	Drycleaning & laundry services (exc coin-op) ..	202	580	2 316	11	6	1	2	1	—	1	—	—	—
813	Religious, grantmaking, civic, prof & like organizations .....	967	4 016	14 972	98	60	23	5	5	3	2	—	—	—
8131	Religious organizations .....	620	3 279	11 521	62	37	13	5	4	2	1	—	—	—
81311	Religious organizations .....	620	3 279	11 521	62	37	13	5	4	2	1	—	—	—
813110	Religious organizations .....	620	3 279	11 521	62	37	13	5	4	2	1	—	—	—
8134	Civic & social organizations .....	279	557	2 558	19	11	5	—	1	1	1	—	—	—
81341	Civic & social organizations .....	279	557	2 558	19	11	5	—	1	1	1	—	—	—
813410	Civic & social organizations .....	279	557	2 558	19	11	5	—	1	1	1	—	—	—
<b>95</b>	<b>Auxiliaries (exc corporate, subsidiary &amp; regional mgt) .....</b>	<b>(B)</b>	<b>(D)</b>	<b>(D)</b>	<b>3</b>	<b>1</b>	<b>1</b>	<b>1</b>	—	—	—	—	—	—
<b>99</b>	<b>Unclassified establishments .....</b>	<b>(A)</b>	<b>(D)</b>	<b>(D)</b>	<b>18</b>	<b>18</b>	—	—	—	—	—	—	—	—
<b>CLAY</b>														
	<b>Total .....</b>	<b>5 999</b>	<b>32 060</b>	<b>133 540</b>	<b>529</b>	<b>317</b>	<b>107</b>	<b>50</b>	<b>38</b>	<b>12</b>	<b>4</b>	—	—	<b>1</b>
<b>11</b>	<b>Forestry, fishing, hunting, and agriculture support .....</b>	<b>61</b>	<b>332</b>	<b>1 509</b>	<b>5</b>	<b>2</b>	<b>1</b>	—	<b>2</b>	—	—	—	—	—
<b>21</b>	<b>Mining .....</b>	<b>(A)</b>	<b>(D)</b>	<b>(D)</b>	<b>1</b>	<b>1</b>	—	—	—	—	—	—	—	—
<b>22</b>	<b>Utilities .....</b>	<b>(B)</b>	<b>(D)</b>	<b>(D)</b>	<b>2</b>	—	—	<b>1</b>	<b>1</b>	—	—	—	—	—
<b>23</b>	<b>Construction .....</b>	<b>212</b>	<b>1 038</b>	<b>4 927</b>	<b>62</b>	<b>44</b>	<b>15</b>	<b>2</b>	<b>1</b>	—	—	—	—	—
235	Special trade contractors .....	171	759	3 526	42	27	12	2	1	—	—	—	—	—

See footnotes at end of table.

**Table 6. Counties—Employees, Payroll, and Establishments by Industry: 2000—Con.**

[Excludes most government employees, railroad employees, and self-employed persons. Size class 1 to 4 includes establishments with payroll, but no employees, during mid-March pay period. (D) denotes figures withheld to avoid disclosing data for individual companies; the data are included in broader industry totals. Detailed industries with 100 or more employees are shown if industry was not a (D). For explanation of terms, abbreviations, and data reliability/comparability, see introductory text]

NAICS code	Industry	Number of employees for week including March 12	Payroll (\$1,000)		Total number of establishments	Number of establishments by employment-size class																	
			First quarter	Annual		1 to 4	5 to 9	10 to 19	20 to 49	50 to 99	100 to 249	250 to 499	500 to 999	1,000 or more									
<b>CLAY—Con.</b>																							
<b>31-33</b>	<b>Manufacturing</b>	<b>2 212</b>	<b>16 213</b>	<b>66 842</b>	<b>26</b>	<b>9</b>	<b>3</b>	<b>4</b>	<b>4</b>	<b>4</b>	<b>1</b>						<b>1</b>						
326	Plastics & rubber products mfg	(C)	(D)	(D)	1	—	—	—	—	—	—	—	—	—	—	—	—						
3261	Plastics product mfg	(C)	(D)	(D)	1	—	—	—	—	—	—	—	—	—	—	—	—						
32619	Other plastics product mfg	(C)	(D)	(D)	1	—	—	—	—	—	—	—	—	—	—	—	—						
333	Machinery mfg	113	783	4 021	5	1	1	1	1	1	—	—	—	—	—	—	—						
336	Transportation equipment mfg	(G)	(D)	(D)	3	1	—	—	—	—	—	—	—	—	—	—	—						
3362	Motor vehicle body & trailer mfg	(G)	(D)	(D)	1	—	—	—	—	—	—	—	—	—	—	—	—						
33621	Motor vehicle body & trailer mfg	(G)	(D)	(D)	1	—	—	—	—	—	—	—	—	—	—	—	—						
<b>42</b>	<b>Wholesale trade</b>	<b>110</b>	<b>596</b>	<b>2 702</b>	<b>17</b>	<b>9</b>	<b>3</b>	<b>5</b>															
<b>44-45</b>	<b>Retail trade</b>	<b>1 133</b>	<b>4 476</b>	<b>18 983</b>	<b>101</b>	<b>45</b>	<b>31</b>	<b>9</b>	<b>12</b>	<b>2</b>	<b>2</b>												
441	Motor vehicle & parts dealers	192	1 093	4 684	22	9	7	2	4	—	—	—	—	—	—	—	—						
4411	Automobile dealers	148	908	3 868	12	4	3	1	4	—	—	—	—	—	—	—	—						
44111	New car dealers	134	851	3 550	7	1	1	1	4	—	—	—	—	—	—	—	—						
441110	New car dealers	134	851	3 550	7	1	1	1	4	—	—	—	—	—	—	—	—						
444	Bldg material & garden equip & supp dealers	168	802	3 606	15	7	1	4	3	—	—	—	—	—	—	—	—						
4441	Building material & supplies dealers	127	631	2 805	8	3	—	2	3	—	—	—	—	—	—	—	—						
445	Food & beverage stores	192	668	2 622	9	2	4	1	1	—	—	—	—	—	—	—	—						
4451	Grocery stores	(C)	(D)	(D)	6	—	3	1	1	—	—	—	—	—	—	—	—						
44511	Grocery (except convenience) stores	166	596	2 285	5	—	3	—	1	—	—	—	—	—	—	—	—						
445110	Grocery (except convenience) stores	166	596	2 285	5	—	3	—	1	—	—	—	—	—	—	—	—						
447	Gasoline stations	252	812	3 694	18	6	6	2	2	2	—	—	—	—	—	—	—						
4471	Gasoline stations	252	812	3 694	18	6	6	2	2	2	—	—	—	—	—	—	—						
44711	Gasoline stations with convenience stores	142	392	1 921	10	2	4	2	1	1	—	—	—	—	—	—	—						
447110	Gasoline stations with convenience stores	142	392	1 921	10	2	4	2	1	1	—	—	—	—	—	—	—						
44719	Other gasoline stations	110	420	1 773	8	4	2	—	1	1	—	—	—	—	—	—	—						
447190	Other gasoline stations	110	420	1 773	8	4	2	—	1	1	—	—	—	—	—	—	—						
452	General merchandise stores	(C)	(D)	(D)	3	—	2	—	—	—	—	—	—	—	—	—	—						
4521	Department stores	(C)	(D)	(D)	1	—	—	—	—	—	—	—	—	—	—	—	—						
45211	Department stores	(C)	(D)	(D)	1	—	—	—	—	—	—	—	—	—	—	—	—						
<b>48-49</b>	<b>Transportation &amp; warehousing</b>	<b>302</b>	<b>1 896</b>	<b>8 439</b>	<b>29</b>	<b>15</b>	<b>7</b>	<b>5</b>		<b>2</b>													
484	Truck transportation	277	1 813	8 115	22	11	4	5	—	2	—	—	—	—	—	—	—						
4841	General freight trucking	(C)	(D)	(D)	12	8	1	1	—	2	—	—	—	—	—	—	—						
48412	General freight trucking, long-distance	193	1 269	5 763	10	6	1	1	—	2	—	—	—	—	—	—	—						
484121	General freight trucking, long-distance, TL	193	1 269	5 763	10	6	1	1	—	2	—	—	—	—	—	—	—						
<b>51</b>	<b>Information</b>	<b>77</b>	<b>286</b>	<b>1 124</b>	<b>6</b>	<b>3</b>	<b>1</b>	<b>1</b>	<b>1</b>														
<b>52</b>	<b>Finance &amp; insurance</b>	<b>193</b>	<b>1 170</b>	<b>4 629</b>	<b>31</b>	<b>19</b>	<b>8</b>	<b>3</b>	<b>1</b>														
522	Credit intermediation & related activities	155	939	3 656	16	5	7	3	1	—	—	—	—	—	—	—	—						
5221	Depository credit intermediation	(C)	(D)	(D)	13	2	7	3	1	—	—	—	—	—	—	—	—						
52211	Commercial banking	145	872	3 420	12	1	7	3	1	—	—	—	—	—	—	—	—						
522110	Commercial banking	145	872	3 420	12	1	7	3	1	—	—	—	—	—	—	—	—						
<b>53</b>	<b>Real estate &amp; rental &amp; leasing</b>	<b>41</b>	<b>101</b>	<b>455</b>	<b>16</b>	<b>12</b>	<b>4</b>																
<b>54</b>	<b>Professional, scientific &amp; technical services</b>	<b>122</b>	<b>562</b>	<b>2 315</b>	<b>31</b>	<b>24</b>	<b>4</b>	<b>1</b>	<b>2</b>														
541	Professional, scientific & technical services	122	562	2 315	31	24	4	1	2	—	—	—	—	—	—	—	—						
<b>56</b>	<b>Admin, support, waste mgt, remediation services</b>	<b>98</b>	<b>341</b>	<b>1 448</b>	<b>18</b>	<b>11</b>	<b>5</b>	<b>1</b>	<b>1</b>														
<b>61</b>	<b>Educational services</b>	<b>(A)</b>	<b>(D)</b>	<b>(D)</b>	<b>1</b>		<b>1</b>																
<b>62</b>	<b>Health care and social assistance</b>	<b>517</b>	<b>2 549</b>	<b>10 521</b>	<b>45</b>	<b>30</b>	<b>6</b>	<b>4</b>	<b>2</b>	<b>2</b>	<b>1</b>												
621	Ambulatory health care services	110	659	2 904	27	20	5	2	—	—	—	—	—	—	—	—	—						
622	Hospitals	(C)	(D)	(D)	2	1	—	—	—	—	—	—	—	—	—	—	—						
6221	General medical & surgical hospitals	(C)	(D)	(D)	2	1	—	—	—	—	—	—	—	—	—	—	—						
62211	General medical & surgical hospitals	(C)	(D)	(D)	2	1	—	—	—	—	—	—	—	—	—	—	—						
623	Nursing & residential care facilities	(C)	(D)	(D)	5	1	—	—	2	2	—	—	—	—	—	—	—						
6231	Nursing care facilities	213	881	3 371	4	—	—	—	2	2	—	—	—	—	—	—	—						
62311	Nursing care facilities	213	881	3 371	4	—	—	—	2	2	—	—	—	—	—	—	—						
623110	Nursing care facilities	213	881	3 371	4	—	—	—	2	2	—	—	—	—	—	—	—						
<b>71</b>	<b>Arts, entertainment &amp; recreation</b>	<b>(B)</b>	<b>(D)</b>	<b>(D)</b>	<b>5</b>	<b>2</b>	<b>1</b>	<b>1</b>	<b>1</b>														
<b>72</b>	<b>Accommodation &amp; food services</b>	<b>478</b>	<b>826</b>	<b>3 669</b>	<b>38</b>	<b>15</b>	<b>5</b>	<b>8</b>	<b>9</b>	<b>1</b>													
722	Food services & drinking places	429	720	3 158	34	14	4	8	7	1	—	—	—	—	—	—	—						
7222	Limited-service eating places	336	540	2 389	19	5	2	4	7	1	—	—	—	—	—	—	—						
72221	Limited-service eating places	336	540	2 389	19	5	2	4	7	1	—	—	—	—	—	—	—						
722211	Limited-service restaurants	317	522	2 313	16	3	2	3	7	1	—	—	—	—	—	—	—						
<b>81</b>	<b>Other services (except public administration)</b>	<b>348</b>	<b>974</b>	<b>4 167</b>	<b>90</b>	<b>72</b>	<b>12</b>	<b>4</b>	<b>1</b>	<b>1</b>													
813	Religious, grantmaking, civic, prof & like organizations	206	396	1 624	48	40	6	—	1	1	—	—	—	—	—	—	—						
8131	Religious organizations	138	270	1 155	33	29	3	—	—	1	—	—	—	—	—	—	—						
81311	Religious organizations	138	270	1 155	33	29	3	—	—	1	—	—	—	—	—	—	—						
813110	Religious organizations	138	270	1 155	33	29	3	—	—	1	—	—	—	—	—	—	—						
<b>99</b>	<b>Unclassified establishments</b>	<b>15</b>	<b>58</b>	<b>265</b>	<b>5</b>	<b>4</b>																	

See footnotes at end of table.

**Table 6. Counties—Employees, Payroll, and Establishments by Industry: 2000—Con.**

[Excludes most government employees, railroad employees, and self-employed persons. Size class 1 to 4 includes establishments with payroll, but no employees, during mid-March pay period. (D) denotes figures withheld to avoid disclosing data for individual companies; the data are included in broader industry totals. Detailed industries with 100 or more employees are shown if industry was not a (D). For explanation of terms, abbreviations, and data reliability/comparability, see introductory text]

NAICS code	Industry	Number of employees for week including March 12	Payroll (\$1,000)		Total number of establishments	Number of establishments by employment-size class									
			First quarter	Annual		1 to 4	5 to 9	10 to 19	20 to 49	50 to 99	100 to 249	250 to 499	500 to 999	1,000 or more	
<b>CLINTON</b>															
	<b>Total .....</b>	<b>10 284</b>	<b>64 809</b>	<b>278 517</b>	<b>648</b>	<b>344</b>	<b>143</b>	<b>82</b>	<b>49</b>	<b>11</b>	<b>10</b>	<b>5</b>	<b>4</b>	<b>-</b>	
11	<b>Forestry, fishing, hunting, and agriculture support .....</b>	<b>19</b>	<b>112</b>	<b>532</b>	<b>3</b>	<b>1</b>	<b>1</b>	<b>1</b>	<b>-</b>	<b>-</b>	<b>-</b>	<b>-</b>	<b>-</b>	<b>-</b>	
22	<b>Utilities .....</b>	<b>(A)</b>	<b>(D)</b>	<b>(D)</b>	<b>3</b>	<b>2</b>	<b>1</b>	<b>-</b>	<b>-</b>	<b>-</b>	<b>-</b>	<b>-</b>	<b>-</b>	<b>-</b>	
23	<b>Construction .....</b>	<b>425</b>	<b>2 549</b>	<b>12 586</b>	<b>86</b>	<b>60</b>	<b>17</b>	<b>5</b>	<b>3</b>	<b>1</b>	<b>-</b>	<b>-</b>	<b>-</b>	<b>-</b>	
233	Building, developing & general contracting .....	134	646	3 314	25	19	3	2	1	-	-	-	-	-	
2332	Residential building construction .....	(C)	(D)	(D)	17	13	2	1	1	-	-	-	-	-	
235	Special trade contractors .....	284	1 882	9 188	57	37	14	3	2	1	-	-	-	-	
31-33	<b>Manufacturing .....</b>	<b>4 642</b>	<b>40 014</b>	<b>173 389</b>	<b>51</b>	<b>14</b>	<b>7</b>	<b>7</b>	<b>9</b>	<b>3</b>	<b>4</b>	<b>3</b>	<b>4</b>	<b>-</b>	
311	Food mfg .....	1 695	16 350	77 256	13	4	2	1	2	1	-	1	2	-	
3113	Sugar & confectionery product mfg .....	(E)	(D)	(D)	1	-	-	-	-	-	-	-	1	-	
31133	Confectionery mfg from purchased chocolate .....	(E)	(D)	(D)	1	-	-	-	-	-	-	-	1	-	
3119	Other food mfg .....	(G)	(D)	(D)	2	-	-	-	-	-	-	-	-	2	
31191	Snack food mfg .....	(G)	(D)	(D)	2	-	-	-	-	-	-	-	-	2	
325	Chemical mfg .....	(C)	(D)	(D)	2	-	-	-	1	-	1	-	-	-	
3259	Other chemical product & preparation mfg .....	(C)	(D)	(D)	1	-	-	-	-	-	1	-	-	-	
32591	Printing ink mfg .....	(C)	(D)	(D)	1	-	-	-	-	-	1	-	-	-	
326	Plastics & rubber products mfg .....	(C)	(D)	(D)	1	-	-	-	-	-	1	-	-	-	
3261	Plastics product mfg .....	(C)	(D)	(D)	1	-	-	-	-	-	1	-	-	-	
32619	Other plastics product mfg .....	(C)	(D)	(D)	1	-	-	-	-	-	1	-	-	-	
332	Fabricated metal product mfg .....	260	1 816	7 455	6	1	1	1	1	1	1	-	-	-	
3327	Mach shops, turn prod, screw, nut, bolt mfg .....	(C)	(D)	(D)	3	1	1	-	-	-	1	-	-	-	
33272	Turned product & screw, nut & bolt mfg .....	(C)	(D)	(D)	1	-	-	-	-	-	1	-	-	-	
333	Machinery mfg .....	513	3 900	16 487	8	2	1	1	2	-	1	1	-	-	
3331	Ag, construction & mining machinery mfg .....	(C)	(D)	(D)	2	-	-	-	1	-	1	-	-	-	
33311	Agricultural implement mfg .....	(C)	(D)	(D)	2	-	-	-	1	-	1	-	-	-	
3339	Other general purpose machinery mfg .....	(E)	(D)	(D)	1	-	-	-	-	-	-	1	-	-	
33399	All other general purpose machinery mfg .....	(E)	(D)	(D)	1	-	-	-	-	-	-	1	-	-	
334	Computer & electronic product mfg .....	(F)	(D)	(D)	1	-	-	-	-	-	-	-	1	-	
3345	Nav, measuring, medical, control instruments mfg .....	(F)	(D)	(D)	1	-	-	-	-	-	-	-	1	-	
33451	Nav, measuring, medical, control instruments mfg .....	(F)	(D)	(D)	1	-	-	-	-	-	-	-	1	-	
336	Transportation equipment mfg .....	(E)	(D)	(D)	3	1	-	1	-	-	-	1	-	-	
3363	Motor vehicle parts mfg .....	(E)	(D)	(D)	3	1	-	1	-	-	-	1	-	-	
33636	Motor vehicle seating & interior trim mfg .....	(E)	(D)	(D)	1	-	-	-	-	-	-	1	-	-	
339	Miscellaneous mfg .....	(F)	(D)	(D)	2	-	-	1	-	-	-	-	1	-	
3399	Other miscellaneous mfg .....	(F)	(D)	(D)	2	-	-	1	-	-	-	-	1	-	
33999	All other misc mfg .....	(F)	(D)	(D)	1	-	-	-	-	-	-	-	1	-	
42	<b>Wholesale trade .....</b>	<b>331</b>	<b>2 061</b>	<b>8 461</b>	<b>50</b>	<b>22</b>	<b>18</b>	<b>7</b>	<b>3</b>	<b>-</b>	<b>-</b>	<b>-</b>	<b>-</b>	<b>-</b>	
421	Wholesale trade, durable goods .....	173	1 134	5 408	23	10	7	3	3	-	-	-	-	-	
422	Wholesale trade, nondurable goods .....	158	927	3 053	27	12	11	4	-	-	-	-	-	-	
44-45	<b>Retail trade .....</b>	<b>1 116</b>	<b>4 868</b>	<b>20 389</b>	<b>108</b>	<b>47</b>	<b>26</b>	<b>24</b>	<b>8</b>	<b>2</b>	<b>1</b>	<b>-</b>	<b>-</b>	<b>-</b>	
441	Motor vehicle & parts dealers .....	167	1 193	4 996	16	6	3	4	3	-	-	-	-	-	
4411	Automobile dealers .....	119	903	3 731	8	3	1	1	3	-	-	-	-	-	
44111	New car dealers .....	109	835	3 474	5	1	-	1	3	-	-	-	-	-	
441110	New car dealers .....	109	835	3 474	5	1	-	1	3	-	-	-	-	-	
445	Food & beverage stores .....	271	914	3 727	19	8	6	2	1	2	-	-	-	-	
4451	Grocery stores .....	(C)	(D)	(D)	12	5	2	2	1	2	-	-	-	-	
44511	Grocery (except convenience) stores .....	239	824	3 316	11	4	2	2	1	2	-	-	-	-	
445110	Grocery (except convenience) stores .....	239	824	3 316	11	4	2	2	1	2	-	-	-	-	
447	Gasoline stations .....	140	496	2 161	15	3	6	5	1	-	-	-	-	-	
4471	Gasoline stations .....	140	496	2 161	15	3	6	5	1	-	-	-	-	-	
44711	Gasoline stations with convenience stores .....	(C)	(D)	(D)	12	3	4	4	1	-	-	-	-	-	
452	General merchandise stores .....	(C)	(D)	(D)	3	-	-	1	1	-	1	-	-	-	
4521	Department stores .....	(C)	(D)	(D)	1	-	-	-	-	-	1	-	-	-	
45211	Department stores .....	(C)	(D)	(D)	1	-	-	-	-	-	1	-	-	-	
48-49	<b>Transportation &amp; warehousing .....</b>	<b>134</b>	<b>917</b>	<b>4 118</b>	<b>20</b>	<b>11</b>	<b>4</b>	<b>3</b>	<b>2</b>	<b>-</b>	<b>-</b>	<b>-</b>	<b>-</b>	<b>-</b>	
484	Truck transportation .....	134	917	4 118	20	11	4	3	2	-	-	-	-	-	
51	<b>Information .....</b>	<b>122</b>	<b>799</b>	<b>3 049</b>	<b>9</b>	<b>4</b>	<b>2</b>	<b>-</b>	<b>3</b>	<b>-</b>	<b>-</b>	<b>-</b>	<b>-</b>	<b>-</b>	
52	<b>Finance &amp; insurance .....</b>	<b>271</b>	<b>2 109</b>	<b>8 028</b>	<b>34</b>	<b>20</b>	<b>10</b>	<b>3</b>	<b>-</b>	<b>-</b>	<b>1</b>	<b>-</b>	<b>-</b>	<b>-</b>	
522	Credit intermediation & related activities .....	231	1 746	6 614	21	10	7	3	-	-	1	-	-	-	
5221	Depository credit intermediation .....	209	1 643	6 181	15	5	6	3	-	-	1	-	-	-	
52211	Commercial banking .....	(C)	(D)	(D)	12	5	5	1	-	-	1	-	-	-	
53	<b>Real estate &amp; rental &amp; leasing .....</b>	<b>82</b>	<b>198</b>	<b>844</b>	<b>23</b>	<b>15</b>	<b>6</b>	<b>2</b>	<b>-</b>	<b>-</b>	<b>-</b>	<b>-</b>	<b>-</b>	<b>-</b>	
54	<b>Professional, scientific &amp; technical services .....</b>	<b>133</b>	<b>638</b>	<b>2 392</b>	<b>37</b>	<b>27</b>	<b>8</b>	<b>2</b>	<b>-</b>	<b>-</b>	<b>-</b>	<b>-</b>	<b>-</b>	<b>-</b>	
541	Professional, scientific & technical services .....	133	638	2 392	37	27	8	2	-	-	-	-	-	-	

See footnotes at end of table.

**Table 6. Counties—Employees, Payroll, and Establishments by Industry: 2000—Con.**

[Excludes most government employees, railroad employees, and self-employed persons. Size class 1 to 4 includes establishments with payroll, but no employees, during mid-March pay period. (D) denotes figures withheld to avoid disclosing data for individual companies; the data are included in broader industry totals. Detailed industries with 100 or more employees are shown if industry was not a (D). For explanation of terms, abbreviations, and data reliability/comparability, see introductory text]

NAICS code	Industry	Number of employees for week including March 12	Payroll (\$1,000)		Total number of establishments	Number of establishments by employment-size class								
			First quarter	Annual		1 to 4	5 to 9	10 to 19	20 to 49	50 to 99	100 to 249	250 to 499	500 to 999	1,000 or more
<b>CLINTON—Con.</b>														
<b>56</b>	<b>Admin. support, waste mgt, remediation services</b>	<b>(E)</b>	<b>(D)</b>	<b>(D)</b>	<b>24</b>	<b>14</b>	<b>7</b>	<b>—</b>	<b>1</b>	<b>—</b>	<b>2</b>	<b>—</b>	<b>—</b>	<b>—</b>
561	Administrative & support services	(E)	(D)	(D)	22	12	7	—	1	—	2	—	—	—
5613	Employment services	(C)	(D)	(D)	2	—	—	—	—	—	2	—	—	—
56132	Temporary help services	(C)	(D)	(D)	2	—	—	—	—	—	2	—	—	—
<b>61</b>	<b>Educational services</b>	<b>23</b>	<b>37</b>	<b>125</b>	<b>6</b>	<b>4</b>	<b>1</b>	<b>1</b>	<b>—</b>	<b>—</b>	<b>—</b>	<b>—</b>	<b>—</b>	<b>—</b>
<b>62</b>	<b>Health care and social assistance</b>	<b>1 404</b>	<b>5 839</b>	<b>23 694</b>	<b>47</b>	<b>19</b>	<b>15</b>	<b>4</b>	<b>2</b>	<b>3</b>	<b>2</b>	<b>2</b>	<b>—</b>	<b>—</b>
621	Ambulatory health care services	122	633	2 712	27	15	11	1	—	—	—	—	—	—
622	Hospitals	(E)	(D)	(D)	2	—	—	—	—	—	1	1	—	—
6221	General medical & surgical hospitals	(E)	(D)	(D)	2	—	—	—	—	—	1	1	—	—
62211	General medical & surgical hospitals	(E)	(D)	(D)	2	—	—	—	—	—	1	1	—	—
623	Nursing & residential care facilities	650	2 745	11 498	8	1	3	—	1	1	1	1	—	—
6231	Nursing care facilities	(E)	(D)	(D)	2	—	—	—	—	1	—	1	—	—
62311	Nursing care facilities	(E)	(D)	(D)	2	—	—	—	—	1	—	1	—	—
6233	Community care facilities for the elderly	(C)	(D)	(D)	2	1	—	—	—	—	1	—	—	—
62331	Community care facilities for the elderly	(C)	(D)	(D)	2	1	—	—	—	—	1	—	—	—
624	Social assistance	(C)	(D)	(D)	10	3	1	3	1	2	—	—	—	—
6241	Individual & family services	155	312	1 378	6	2	1	1	1	1	—	—	—	—
<b>71</b>	<b>Arts, entertainment &amp; recreation</b>	<b>79</b>	<b>192</b>	<b>1 042</b>	<b>8</b>	<b>4</b>	<b>—</b>	<b>2</b>	<b>2</b>	<b>—</b>	<b>—</b>	<b>—</b>	<b>—</b>	<b>—</b>
<b>72</b>	<b>Accommodation &amp; food services</b>	<b>663</b>	<b>1 323</b>	<b>5 482</b>	<b>43</b>	<b>11</b>	<b>8</b>	<b>9</b>	<b>14</b>	<b>1</b>	<b>—</b>	<b>—</b>	<b>—</b>	<b>—</b>
722	Food services & drinking places	(F)	(D)	(D)	41	9	8	9	14	1	—	—	—	—
7221	Full-service restaurants	246	510	2 095	13	2	—	5	6	—	—	—	—	—
72211	Full-service restaurants	246	510	2 095	13	2	—	5	6	—	—	—	—	—
722110	Full-service restaurants	246	510	2 095	13	2	—	5	6	—	—	—	—	—
7222	Limited-service eating places	389	764	3 167	21	2	6	4	8	1	—	—	—	—
72221	Limited-service eating places	389	764	3 167	21	2	6	4	8	1	—	—	—	—
722211	Limited-service restaurants	389	764	3 167	21	2	6	4	8	1	—	—	—	—
<b>81</b>	<b>Other services (except public administration)</b>	<b>474</b>	<b>1 535</b>	<b>6 637</b>	<b>90</b>	<b>65</b>	<b>12</b>	<b>11</b>	<b>1</b>	<b>1</b>	<b>—</b>	<b>—</b>	<b>—</b>	<b>—</b>
811	Repair & maintenance	114	659	2 883	29	23	3	3	—	—	—	—	—	—
813	Religious, grantmaking, civic, prof & like organizations	306	692	2 750	49	34	6	7	1	1	—	—	—	—
8131	Religious organizations	243	552	2 203	34	22	5	5	1	1	—	—	—	—
81311	Religious organizations	243	552	2 203	34	22	5	5	1	1	—	—	—	—
813110	Religious organizations	243	552	2 203	34	22	5	5	1	1	—	—	—	—
<b>95</b>	<b>Auxiliaries (exc corporate, subsidiary &amp; regional mgt)</b>	<b>(B)</b>	<b>(D)</b>	<b>(D)</b>	<b>2</b>	<b>1</b>	<b>—</b>	<b>—</b>	<b>1</b>	<b>—</b>	<b>—</b>	<b>—</b>	<b>—</b>	<b>—</b>
<b>99</b>	<b>Unclassified establishments</b>	<b>11</b>	<b>10</b>	<b>86</b>	<b>4</b>	<b>3</b>	<b>—</b>	<b>1</b>	<b>—</b>	<b>—</b>	<b>—</b>	<b>—</b>	<b>—</b>	<b>—</b>
<b>CRAWFORD</b>														
	<b>Total</b>	<b>1 214</b>	<b>5 248</b>	<b>21 615</b>	<b>145</b>	<b>86</b>	<b>32</b>	<b>10</b>	<b>12</b>	<b>4</b>	<b>1</b>	<b>—</b>	<b>—</b>	<b>—</b>
<b>11</b>	<b>Forestry, fishing, hunting, and agriculture support</b>	<b>(A)</b>	<b>(D)</b>	<b>(D)</b>	<b>2</b>	<b>1</b>	<b>1</b>	<b>—</b>	<b>—</b>	<b>—</b>	<b>—</b>	<b>—</b>	<b>—</b>	<b>—</b>
<b>21</b>	<b>Mining</b>	<b>(C)</b>	<b>(D)</b>	<b>(D)</b>	<b>3</b>	<b>—</b>	<b>—</b>	<b>—</b>	<b>2</b>	<b>—</b>	<b>1</b>	<b>—</b>	<b>—</b>	<b>—</b>
212	Mining (except oil & gas)	(C)	(D)	(D)	3	—	—	—	2	—	1	—	—	—
2123	Nonmetallic mineral mining & quarrying	(C)	(D)	(D)	3	—	—	—	2	—	1	—	—	—
21231	Stone mining & quarrying	(C)	(D)	(D)	3	—	—	—	2	—	1	—	—	—
<b>22</b>	<b>Utilities</b>	<b>(A)</b>	<b>(D)</b>	<b>(D)</b>	<b>1</b>	<b>—</b>	<b>1</b>	<b>—</b>	<b>—</b>	<b>—</b>	<b>—</b>	<b>—</b>	<b>—</b>	<b>—</b>
<b>23</b>	<b>Construction</b>	<b>178</b>	<b>683</b>	<b>2 617</b>	<b>23</b>	<b>17</b>	<b>3</b>	<b>1</b>	<b>1</b>	<b>1</b>	<b>—</b>	<b>—</b>	<b>—</b>	<b>—</b>
234	Heavy construction	(C)	(D)	(D)	3	1	1	—	—	1	—	—	—	—
2349	Other heavy construction	(C)	(D)	(D)	3	1	1	—	—	1	—	—	—	—
23492	Pwr, communication transmsn line construction	(C)	(D)	(D)	2	—	1	—	—	1	—	—	—	—
<b>31-33</b>	<b>Manufacturing</b>	<b>(B)</b>	<b>(D)</b>	<b>(D)</b>	<b>8</b>	<b>3</b>	<b>1</b>	<b>2</b>	<b>2</b>	<b>—</b>	<b>—</b>	<b>—</b>	<b>—</b>	<b>—</b>
<b>42</b>	<b>Wholesale trade</b>	<b>(A)</b>	<b>(D)</b>	<b>(D)</b>	<b>1</b>	<b>1</b>	<b>—</b>	<b>—</b>	<b>—</b>	<b>—</b>	<b>—</b>	<b>—</b>	<b>—</b>	<b>—</b>
<b>44-45</b>	<b>Retail trade</b>	<b>275</b>	<b>905</b>	<b>3 674</b>	<b>35</b>	<b>18</b>	<b>11</b>	<b>2</b>	<b>3</b>	<b>1</b>	<b>—</b>	<b>—</b>	<b>—</b>	<b>—</b>
447	Gasoline stations	126	380	1 682	10	4	3	1	1	1	—	—	—	—
4471	Gasoline stations	126	380	1 682	10	4	3	1	1	1	—	—	—	—
44719	Other gasoline stations	110	345	1 469	6	1	3	—	1	1	—	—	—	—
447190	Other gasoline stations	110	345	1 469	6	1	3	—	1	1	—	—	—	—
<b>48-49</b>	<b>Transportation &amp; warehousing</b>	<b>(B)</b>	<b>(D)</b>	<b>(D)</b>	<b>4</b>	<b>3</b>	<b>—</b>	<b>—</b>	<b>1</b>	<b>—</b>	<b>—</b>	<b>—</b>	<b>—</b>	<b>—</b>
<b>51</b>	<b>Information</b>	<b>(A)</b>	<b>(D)</b>	<b>(D)</b>	<b>1</b>	<b>—</b>	<b>1</b>	<b>—</b>	<b>—</b>	<b>—</b>	<b>—</b>	<b>—</b>	<b>—</b>	<b>—</b>
<b>52</b>	<b>Finance &amp; insurance</b>	<b>59</b>	<b>354</b>	<b>1 300</b>	<b>7</b>	<b>4</b>	<b>1</b>	<b>1</b>	<b>1</b>	<b>—</b>	<b>—</b>	<b>—</b>	<b>—</b>	<b>—</b>
<b>53</b>	<b>Real estate &amp; rental &amp; leasing</b>	<b>31</b>	<b>133</b>	<b>542</b>	<b>6</b>	<b>4</b>	<b>1</b>	<b>1</b>	<b>—</b>	<b>—</b>	<b>—</b>	<b>—</b>	<b>—</b>	<b>—</b>
<b>54</b>	<b>Professional, scientific &amp; technical services</b>	<b>7</b>	<b>31</b>	<b>133</b>	<b>6</b>	<b>6</b>	<b>—</b>	<b>—</b>	<b>—</b>	<b>—</b>	<b>—</b>	<b>—</b>	<b>—</b>	<b>—</b>
<b>55</b>	<b>Management of companies &amp; enterprises</b>	<b>(A)</b>	<b>(D)</b>	<b>(D)</b>	<b>1</b>	<b>1</b>	<b>—</b>	<b>—</b>	<b>—</b>	<b>—</b>	<b>—</b>	<b>—</b>	<b>—</b>	<b>—</b>
<b>56</b>	<b>Admin. support, waste mgt, remediation services</b>	<b>(A)</b>	<b>(D)</b>	<b>(D)</b>	<b>2</b>	<b>2</b>	<b>—</b>	<b>—</b>	<b>—</b>	<b>—</b>	<b>—</b>	<b>—</b>	<b>—</b>	<b>—</b>
<b>62</b>	<b>Health care and social assistance</b>	<b>131</b>	<b>618</b>	<b>2 529</b>	<b>10</b>	<b>4</b>	<b>4</b>	<b>—</b>	<b>1</b>	<b>1</b>	<b>—</b>	<b>—</b>	<b>—</b>	<b>—</b>
<b>71</b>	<b>Arts, entertainment &amp; recreation</b>	<b>(B)</b>	<b>(D)</b>	<b>(D)</b>	<b>1</b>	<b>—</b>	<b>—</b>	<b>—</b>	<b>1</b>	<b>—</b>	<b>—</b>	<b>—</b>	<b>—</b>	<b>—</b>

See footnotes at end of table.



**Table 6. Counties—Employees, Payroll, and Establishments by Industry: 2000—Con.**

[Excludes most government employees, railroad employees, and self-employed persons. Size class 1 to 4 includes establishments with payroll, but no employees, during mid-March pay period. (D) denotes figures withheld to avoid disclosing data for individual companies; the data are included in broader industry totals. Detailed industries with 100 or more employees are shown if industry was not a (D). For explanation of terms, abbreviations, and data reliability/comparability, see introductory text]

NAICS code	Industry	Number of employees for week including March 12	Payroll (\$1,000)		Total number of establishments	Number of establishments by employment-size class								
			First quarter	Annual		1 to 4	5 to 9	10 to 19	20 to 49	50 to 99	100 to 249	250 to 499	500 to 999	1,000 or more
<b>CRAWFORD—Con.</b>														
<b>72</b>	<b>Accommodation &amp; food services</b> .....	<b>131</b>	<b>342</b>	<b>1 582</b>	<b>16</b>	<b>7</b>	<b>6</b>	<b>2</b>	—	<b>1</b>	—	—	—	—
722	Food services & drinking places .....	(C)	(D)	(D)	15	6	6	2	—	1	—	—	—	—
7221	Full-service restaurants .....	103	309	1 393	9	3	4	1	—	1	—	—	—	—
72211	Full-service restaurants .....	103	309	1 393	9	3	4	1	—	1	—	—	—	—
722110	Full-service restaurants .....	103	309	1 393	9	3	4	1	—	1	—	—	—	—
<b>81</b>	<b>Other services (except public administration)</b> .....	<b>(B)</b>	<b>(D)</b>	<b>(D)</b>	<b>16</b>	<b>13</b>	<b>2</b>	<b>1</b>	—	—	—	—	—	—
<b>99</b>	<b>Unclassified establishments</b> .....	<b>(A)</b>	<b>(D)</b>	<b>(D)</b>	<b>2</b>	<b>2</b>	—	—	—	—	—	—	—	—
<b>DAVISS</b>														
	<b>Total</b> .....	<b>8 814</b>	<b>43 409</b>	<b>177 538</b>	<b>749</b>	<b>399</b>	<b>159</b>	<b>92</b>	<b>64</b>	<b>25</b>	<b>8</b>	<b>1</b>	<b>1</b>	—
<b>11</b>	<b>Forestry, fishing, hunting, and agriculture support</b> .....	<b>(A)</b>	<b>(D)</b>	<b>(D)</b>	<b>3</b>	<b>3</b>	—	—	—	—	—	—	—	—
<b>21</b>	<b>Mining</b> .....	<b>230</b>	<b>2 656</b>	<b>10 508</b>	<b>7</b>	<b>1</b>	<b>1</b>	—	<b>4</b>	<b>1</b>	—	—	—	—
212	Mining (except oil & gas) .....	(C)	(D)	(D)	5	—	1	—	3	1	—	—	—	—
2121	Coal mining .....	(C)	(D)	(D)	5	—	1	—	3	1	—	—	—	—
21211	Coal mining .....	(C)	(D)	(D)	5	—	1	—	3	1	—	—	—	—
<b>22</b>	<b>Utilities</b> .....	<b>(B)</b>	<b>(D)</b>	<b>(D)</b>	<b>3</b>	<b>1</b>	<b>1</b>	—	—	<b>1</b>	—	—	—	—
<b>23</b>	<b>Construction</b> .....	<b>681</b>	<b>3 126</b>	<b>14 560</b>	<b>114</b>	<b>62</b>	<b>34</b>	<b>11</b>	<b>7</b>	—	—	—	—	—
233	Building, developing & general contracting .....	225	1 006	4 278	51	36	9	4	2	—	—	—	—	—
2332	Residential building construction .....	(C)	(D)	(D)	36	25	7	3	1	—	—	—	—	—
23321	Single-family housing construction .....	159	710	2 967	35	24	7	3	1	—	—	—	—	—
233210	Single-family housing construction .....	159	710	2 967	35	24	7	3	1	—	—	—	—	—
235	Special trade contractors .....	398	1 843	8 040	54	22	24	3	5	—	—	—	—	—
2355	Carpentry & floor contractors .....	(C)	(D)	(D)	13	6	5	1	1	—	—	—	—	—
<b>31-33</b>	<b>Manufacturing</b> .....	<b>1 932</b>	<b>10 041</b>	<b>42 073</b>	<b>54</b>	<b>19</b>	<b>5</b>	<b>12</b>	<b>10</b>	<b>4</b>	<b>3</b>	—	<b>1</b>	—
311	Food mfg .....	1 074	5 828	23 878	12	3	1	3	2	1	1	—	1	—
3112	Grain & oilseed milling .....	(C)	(D)	(D)	1	—	—	—	—	—	1	—	—	—
31122	Starch & vegetable fats & oils mfg .....	(C)	(D)	(D)	1	—	—	—	—	—	1	—	—	—
3116	Animal slaughtering & processing .....	(F)	(D)	(D)	5	2	1	1	—	—	—	—	1	—
31161	Animal slaughtering & processing .....	(F)	(D)	(D)	5	2	1	1	—	—	—	—	1	—
315	Apparel manufacturing .....	(C)	(D)	(D)	2	—	—	—	—	2	—	—	—	—
321	Wood product mfg .....	177	933	3 945	9	4	—	3	1	—	1	—	—	—
3212	Veneer, plywood & engineered wood product mfg .....	(C)	(D)	(D)	1	—	—	—	—	—	1	—	—	—
32121	Veneer, plywood & engineered wood product mfg .....	(C)	(D)	(D)	1	—	—	—	—	—	1	—	—	—
333	Machinery mfg .....	(C)	(D)	(D)	2	—	—	—	1	—	1	—	—	—
3339	Other general purpose machinery mfg .....	(C)	(D)	(D)	2	—	—	—	1	—	1	—	—	—
33391	Pump & compressor mfg .....	(C)	(D)	(D)	1	—	—	—	—	—	1	—	—	—
336	Transportation equipment mfg .....	100	472	2 187	5	1	2	—	1	1	—	—	—	—
<b>42</b>	<b>Wholesale trade</b> .....	<b>281</b>	<b>1 908</b>	<b>7 682</b>	<b>28</b>	<b>13</b>	<b>6</b>	<b>5</b>	<b>4</b>	—	—	—	—	—
421	Wholesale trade, durable goods .....	107	771	2 930	11	5	2	2	2	—	—	—	—	—
422	Wholesale trade, nondurable goods .....	174	1 137	4 752	17	8	4	3	2	—	—	—	—	—
<b>44-45</b>	<b>Retail trade</b> .....	<b>1 556</b>	<b>6 289</b>	<b>26 231</b>	<b>133</b>	<b>59</b>	<b>35</b>	<b>26</b>	<b>6</b>	<b>5</b>	<b>2</b>	—	—	—
441	Motor vehicle & parts dealers .....	173	1 027	4 359	22	9	6	6	1	—	—	—	—	—
444	Bldg material & garden equip & supp dealers .....	332	1 746	8 137	26	12	5	5	2	2	—	—	—	—
4441	Building material & supplies dealers .....	255	1 332	6 303	15	8	1	2	2	2	—	—	—	—
44419	Other building material dealers .....	249	1 302	5 997	11	4	1	2	2	2	—	—	—	—
444190	Other building material dealers .....	249	1 302	5 997	11	4	1	2	2	2	—	—	—	—
445	Food & beverage stores .....	373	862	3 317	12	2	2	2	3	2	1	—	—	—
4451	Grocery stores .....	327	779	2 967	8	—	2	2	1	2	1	—	—	—
44511	Grocery (except convenience) stores .....	327	779	2 967	8	—	2	2	1	2	1	—	—	—
445110	Grocery (except convenience) stores .....	327	779	2 967	8	—	2	2	1	2	1	—	—	—
446	Health & personal care stores .....	126	754	2 996	8	3	1	3	—	1	—	—	—	—
4461	Health & personal care stores .....	126	754	2 996	8	3	1	3	—	1	—	—	—	—
44611	Pharmacies & drug stores .....	112	692	2 754	5	1	—	3	—	1	—	—	—	—
446110	Pharmacies & drug stores .....	112	692	2 754	5	1	—	3	—	1	—	—	—	—
447	Gasoline stations .....	104	306	1 268	15	4	7	4	—	—	—	—	—	—
4471	Gasoline stations .....	104	306	1 268	15	4	7	4	—	—	—	—	—	—
452	General merchandise stores .....	(C)	(D)	(D)	4	—	2	1	—	—	1	—	—	—
4521	Department stores .....	(C)	(D)	(D)	1	—	—	—	—	—	1	—	—	—
45211	Department stores .....	(C)	(D)	(D)	1	—	—	—	—	—	1	—	—	—
<b>48-49</b>	<b>Transportation &amp; warehousing</b> .....	<b>622</b>	<b>4 170</b>	<b>15 456</b>	<b>43</b>	<b>17</b>	<b>14</b>	<b>4</b>	<b>3</b>	<b>5</b>	—	—	—	—
484	Truck transportation .....	447	3 017	12 342	34	16	10	3	1	4	—	—	—	—
4841	General freight trucking .....	145	972	4 084	22	12	7	2	1	—	—	—	—	—
48412	General freight trucking, long-distance .....	108	745	3 029	14	7	5	1	1	—	—	—	—	—
4842	Specialized freight trucking .....	302	2 045	8 258	12	4	3	1	—	4	—	—	—	—
48422	Specialized freight (exc used) trucking, local .....	160	1 074	4 294	6	2	2	—	—	2	—	—	—	—
484220	Specialized freight (exc used) trucking, local .....	160	1 074	4 294	6	2	2	—	—	2	—	—	—	—
48423	Specialized freight (exc used) trucking, LDist .....	(C)	(D)	(D)	4	1	—	1	—	2	—	—	—	—

See footnotes at end of table.

**Table 6. Counties—Employees, Payroll, and Establishments by Industry: 2000—Con.**

[Excludes most government employees, railroad employees, and self-employed persons. Size class 1 to 4 includes establishments with payroll, but no employees, during mid-March pay period. (D) denotes figures withheld to avoid disclosing data for individual companies; the data are included in broader industry totals. Detailed industries with 100 or more employees are shown if industry was not a (D). For explanation of terms, abbreviations, and data reliability/comparability, see introductory text]

NAICS code	Industry	Number of employees for week including March 12	Payroll (\$1,000)		Total number of establishments	Number of establishments by employment-size class									
			First quarter	Annual		1 to 4	5 to 9	10 to 19	20 to 49	50 to 99	100 to 249	250 to 499	500 to 999	1,000 or more	
<b>DAVISS—Con.</b>															
<b>51</b>	<b>Information</b> .....	<b>102</b>	<b>518</b>	<b>2 050</b>	<b>9</b>	<b>5</b>	<b>—</b>	<b>2</b>	<b>2</b>	<b>—</b>	<b>—</b>	<b>—</b>	<b>—</b>	<b>—</b>	
<b>52</b>	<b>Finance &amp; insurance</b> .....	<b>288</b>	<b>1 966</b>	<b>6 148</b>	<b>39</b>	<b>27</b>	<b>3</b>	<b>5</b>	<b>3</b>	<b>1</b>	<b>—</b>	<b>—</b>	<b>—</b>	<b>—</b>	
522	Credit intermediation & related activities .....	180	1 392	4 625	20	10	3	4	3	—	—	—	—	—	
5221	Depository credit intermediation .....	170	1 342	4 441	16	6	3	4	3	—	—	—	—	—	
52211	Commercial banking .....	138	1 152	3 661	12	5	2	2	3	—	—	—	—	—	
522110	Commercial banking .....	138	1 152	3 661	12	5	2	2	3	—	—	—	—	—	
524	Insurance carriers & related activities .....	(C)	(D)	(D)	15	13	—	1	—	1	—	—	—	—	
<b>53</b>	<b>Real estate &amp; rental &amp; leasing</b> .....	<b>87</b>	<b>260</b>	<b>958</b>	<b>19</b>	<b>13</b>	<b>4</b>	<b>1</b>	<b>1</b>	<b>—</b>	<b>—</b>	<b>—</b>	<b>—</b>	<b>—</b>	
<b>54</b>	<b>Professional, scientific &amp; technical services</b> .....	<b>121</b>	<b>484</b>	<b>1 978</b>	<b>36</b>	<b>27</b>	<b>9</b>	<b>—</b>	<b>—</b>	<b>—</b>	<b>—</b>	<b>—</b>	<b>—</b>	<b>—</b>	
541	Professional, scientific & technical services .....	121	484	1 978	36	27	9	—	—	—	—	—	—	—	
<b>55</b>	<b>Management of companies &amp; enterprises</b> .....	<b>(A)</b>	<b>(D)</b>	<b>(D)</b>	<b>1</b>	<b>—</b>	<b>1</b>	<b>—</b>	<b>—</b>	<b>—</b>	<b>—</b>	<b>—</b>	<b>—</b>	<b>—</b>	
<b>56</b>	<b>Admin. support, waste mgt, remediation services</b> .....	<b>75</b>	<b>339</b>	<b>1 578</b>	<b>18</b>	<b>13</b>	<b>2</b>	<b>3</b>	<b>—</b>	<b>—</b>	<b>—</b>	<b>—</b>	<b>—</b>	<b>—</b>	
<b>61</b>	<b>Educational services</b> .....	<b>(C)</b>	<b>(D)</b>	<b>(D)</b>	<b>4</b>	<b>3</b>	<b>—</b>	<b>—</b>	<b>—</b>	<b>—</b>	<b>1</b>	<b>—</b>	<b>—</b>	<b>—</b>	
611	Educational services .....	(C)	(D)	(D)	4	3	—	—	—	—	1	—	—	—	
6111	Elementary & secondary schools .....	(C)	(D)	(D)	2	1	—	—	—	—	1	—	—	—	
61111	Elementary & secondary schools .....	(C)	(D)	(D)	2	1	—	—	—	—	1	—	—	—	
<b>62</b>	<b>Health care and social assistance</b> .....	<b>1 138</b>	<b>6 232</b>	<b>26 291</b>	<b>69</b>	<b>35</b>	<b>14</b>	<b>8</b>	<b>6</b>	<b>5</b>	<b>—</b>	<b>1</b>	<b>—</b>	<b>—</b>	
621	Ambulatory health care services .....	288	1 520	5 993	38	19	9	6	4	—	—	—	—	—	
622	Hospitals .....	(E)	(D)	(D)	1	—	—	—	—	—	—	1	—	—	
6221	General medical & surgical hospitals .....	(E)	(D)	(D)	1	—	—	—	—	—	—	1	—	—	
62211	General medical & surgical hospitals .....	(E)	(D)	(D)	1	—	—	—	—	—	—	1	—	—	
623	Nursing & residential care facilities .....	(E)	(D)	(D)	8	2	—	1	1	4	—	—	—	—	
6231	Nursing care facilities .....	271	1 281	6 866	5	1	—	—	—	4	—	—	—	—	
62311	Nursing care facilities .....	271	1 281	6 866	5	1	—	—	—	4	—	—	—	—	
623110	Nursing care facilities .....	271	1 281	6 866	5	1	—	—	—	4	—	—	—	—	
624	Social assistance .....	(C)	(D)	(D)	22	14	5	1	1	1	—	—	—	—	
6241	Individual & family services .....	(C)	(D)	(D)	6	2	1	1	1	1	—	—	—	—	
<b>71</b>	<b>Arts, entertainment &amp; recreation</b> .....	<b>37</b>	<b>63</b>	<b>452</b>	<b>6</b>	<b>2</b>	<b>3</b>	<b>1</b>	<b>—</b>	<b>—</b>	<b>—</b>	<b>—</b>	<b>—</b>	<b>—</b>	
<b>72</b>	<b>Accommodation &amp; food services</b> .....	<b>853</b>	<b>1 486</b>	<b>6 263</b>	<b>61</b>	<b>24</b>	<b>8</b>	<b>9</b>	<b>18</b>	<b>2</b>	<b>—</b>	<b>—</b>	<b>—</b>	<b>—</b>	
722	Food services & drinking places .....	785	1 364	5 723	55	23	5	9	16	2	—	—	—	—	
7221	Full-service restaurants .....	431	756	2 822	22	8	—	5	7	2	—	—	—	—	
72211	Full-service restaurants .....	431	756	2 822	22	8	—	5	7	2	—	—	—	—	
722110	Full-service restaurants .....	431	756	2 822	22	8	—	5	7	2	—	—	—	—	
7222	Limited-service eating places .....	305	517	2 535	21	5	4	4	8	—	—	—	—	—	
72221	Limited-service eating places .....	305	517	2 535	21	5	4	4	8	—	—	—	—	—	
<b>81</b>	<b>Other services (except public administration)</b> .....	<b>489</b>	<b>2 579</b>	<b>9 632</b>	<b>94</b>	<b>69</b>	<b>18</b>	<b>5</b>	<b>—</b>	<b>1</b>	<b>1</b>	<b>—</b>	<b>—</b>	<b>—</b>	
811	Repair & maintenance .....	222	1 946	6 941	27	20	4	2	—	—	1	—	—	—	
8113	Commercial equipment (exc auto & elec) R&M .....	(C)	(D)	(D)	5	3	—	1	—	—	1	—	—	—	
81131	Commercial equipment (exc auto & elec) R&M .....	(C)	(D)	(D)	5	3	—	1	—	—	1	—	—	—	
813	Religious, grantmaking, civic, prof & like organizations .....	221	452	1 916	49	35	10	3	—	1	—	—	—	—	
8131	Religious organizations .....	125	290	1 251	34	25	7	2	—	—	—	—	—	—	
81311	Religious organizations .....	125	290	1 251	34	25	7	2	—	—	—	—	—	—	
813110	Religious organizations .....	125	290	1 251	34	25	7	2	—	—	—	—	—	—	
<b>95</b>	<b>Auxiliaries (exc corporate, subsidiary &amp; regional mgt)</b> .....	<b>(C)</b>	<b>(D)</b>	<b>(D)</b>	<b>1</b>	<b>—</b>	<b>—</b>	<b>—</b>	<b>—</b>	<b>—</b>	<b>1</b>	<b>—</b>	<b>—</b>	<b>—</b>	
<b>99</b>	<b>Unclassified establishments</b> .....	<b>11</b>	<b>21</b>	<b>94</b>	<b>7</b>	<b>6</b>	<b>1</b>	<b>—</b>	<b>—</b>	<b>—</b>	<b>—</b>	<b>—</b>	<b>—</b>	<b>—</b>	
<b>DEARBORN</b>															
	<b>Total</b> .....	<b>13 322</b>	<b>79 146</b>	<b>338 405</b>	<b>973</b>	<b>532</b>	<b>212</b>	<b>124</b>	<b>77</b>	<b>17</b>	<b>5</b>	<b>3</b>	<b>2</b>	<b>1</b>	
<b>11</b>	<b>Forestry, fishing, hunting, and agriculture support</b> .....	<b>(A)</b>	<b>(D)</b>	<b>(D)</b>	<b>1</b>	<b>1</b>	<b>—</b>	<b>—</b>	<b>—</b>	<b>—</b>	<b>—</b>	<b>—</b>	<b>—</b>	<b>—</b>	
<b>21</b>	<b>Mining</b> .....	<b>(A)</b>	<b>(D)</b>	<b>(D)</b>	<b>2</b>	<b>—</b>	<b>1</b>	<b>1</b>	<b>—</b>	<b>—</b>	<b>—</b>	<b>—</b>	<b>—</b>	<b>—</b>	
<b>22</b>	<b>Utilities</b> .....	<b>(E)</b>	<b>(D)</b>	<b>(D)</b>	<b>15</b>	<b>7</b>	<b>6</b>	<b>—</b>	<b>1</b>	<b>—</b>	<b>1</b>	<b>—</b>	<b>—</b>	<b>—</b>	
221	Utilities .....	(E)	(D)	(D)	15	7	6	—	1	—	1	—	—	—	
2211	Elec pwr generation, transmsn & distribution ...	(C)	(D)	(D)	9	5	2	—	1	—	1	—	—	—	
22111	Electric power generation .....	(C)	(D)	(D)	1	—	—	—	—	—	1	—	—	—	

See footnotes at end of table.

**Table 6. Counties—Employees, Payroll, and Establishments by Industry: 2000—Con.**

[Excludes most government employees, railroad employees, and self-employed persons. Size class 1 to 4 includes establishments with payroll, but no employees, during mid-March pay period. (D) denotes figures withheld to avoid disclosing data for individual companies; the data are included in broader industry totals. Detailed industries with 100 or more employees are shown if industry was not a (D). For explanation of terms, abbreviations, and data reliability/comparability, see introductory text]

NAICS code	Industry	Number of employees for week including March 12	Payroll (\$1,000)		Total number of establishments	Number of establishments by employment-size class								
			First quarter	Annual		1 to 4	5 to 9	10 to 19	20 to 49	50 to 99	100 to 249	250 to 499	500 to 999	1,000 or more
<b>DEARBORN—Con.</b>														
<b>23</b>	<b>Construction</b> .....	<b>953</b>	<b>5 509</b>	<b>24 068</b>	<b>165</b>	<b>106</b>	<b>31</b>	<b>19</b>	<b>8</b>	<b>1</b>	—	—	—	—
233	Building, developing & general contracting .....	284	1 762	7 820	56	37	11	6	2	—	—	—	—	—
2332	Residential building construction .....	(C)	(D)	(D)	42	30	10	2	—	—	—	—	—	—
23321	Single-family housing construction .....	142	688	3 049	41	29	10	2	—	—	—	—	—	—
233210	Single-family housing construction .....	142	688	3 049	41	29	10	2	—	—	—	—	—	—
2333	Nonresidential building construction .....	(C)	(D)	(D)	12	5	1	4	2	—	—	—	—	—
23332	Commercial & institutional bldg construction ..	(C)	(D)	(D)	10	4	1	4	1	—	—	—	—	—
234	Heavy construction .....	104	512	2 325	5	1	—	2	1	1	—	—	—	—
235	Special trade contractors .....	565	3 235	13 923	104	68	20	11	5	—	—	—	—	—
2351	Plumbing, heating & AC contractor .....	107	842	3 861	15	11	1	1	2	—	—	—	—	—
23511	Plumbing, heating & AC contractor .....	107	842	3 861	15	11	1	1	2	—	—	—	—	—
235110	Plumbing, heating & AC contractor .....	107	842	3 861	15	11	1	1	2	—	—	—	—	—
<b>31-33</b>	<b>Manufacturing</b> .....	<b>2 176</b>	<b>20 920</b>	<b>92 664</b>	<b>42</b>	<b>14</b>	<b>6</b>	<b>7</b>	<b>9</b>	<b>2</b>	<b>2</b>	<b>1</b>	<b>1</b>	—
312	Beverage & tobacco product mfg .....	(F)	(D)	(D)	3	—	—	1	—	—	1	1	—	—
3121	Beverage mfg .....	(F)	(D)	(D)	3	—	—	1	—	—	1	1	—	—
31214	Distilleries .....	(F)	(D)	(D)	2	—	—	—	—	—	1	1	—	—
327	Nonmetallic mineral product mfg .....	295	3 259	13 915	4	1	—	1	1	—	1	—	—	—
3272	Glass & glass product mfg .....	(C)	(D)	(D)	1	—	—	—	—	—	1	—	—	—
32721	Glass & glass product mfg .....	(C)	(D)	(D)	1	—	—	—	—	—	1	—	—	—
332	Fabricated metal product mfg .....	216	2 064	8 633	16	8	1	2	5	—	—	—	—	—
333	Machinery mfg .....	107	968	3 981	3	—	—	1	1	1	—	—	—	—
339	Miscellaneous mfg .....	(F)	(D)	(D)	3	1	—	—	1	—	—	—	1	—
3399	Other miscellaneous mfg .....	(F)	(D)	(D)	3	1	—	—	1	—	—	—	1	—
33999	All other misc mfg .....	(F)	(D)	(D)	3	1	—	—	1	—	—	—	1	—
<b>42</b>	<b>Wholesale trade</b> .....	<b>275</b>	<b>1 855</b>	<b>7 022</b>	<b>39</b>	<b>18</b>	<b>12</b>	<b>6</b>	<b>3</b>	—	—	—	—	—
421	Wholesale trade, durable goods .....	167	889	3 879	22	9	10	1	2	—	—	—	—	—
422	Wholesale trade, nondurable goods .....	108	966	3 143	17	9	2	5	1	—	—	—	—	—
<b>44-45</b>	<b>Retail trade</b> .....	<b>2 163</b>	<b>9 156</b>	<b>38 961</b>	<b>159</b>	<b>68</b>	<b>39</b>	<b>35</b>	<b>12</b>	<b>3</b>	<b>1</b>	<b>1</b>	—	—
441	Motor vehicle & parts dealers .....	325	2 199	9 578	27	10	8	4	4	1	—	—	—	—
4411	Automobile dealers .....	244	1 802	7 897	11	2	3	1	4	1	—	—	—	—
44111	New car dealers .....	164	1 457	6 436	4	—	—	—	3	1	—	—	—	—
441110	New car dealers .....	164	1 457	6 436	4	—	—	—	3	1	—	—	—	—
444	Bldg material & garden equip & supp dealers .....	257	1 347	5 862	24	10	7	5	1	1	—	—	—	—
4441	Building material & supplies dealers .....	223	1 253	5 567	16	5	6	3	1	1	—	—	—	—
44419	Other building material dealers .....	197	1 177	5 252	11	3	3	3	1	1	—	—	—	—
444190	Other building material dealers .....	197	1 177	5 252	11	3	3	3	1	1	—	—	—	—
445	Food & beverage stores .....	467	1 293	5 293	24	8	8	4	3	—	1	—	—	—
4451	Grocery stores .....	(E)	(D)	(D)	13	3	2	4	3	—	1	—	—	—
44511	Grocery (except convenience) stores .....	390	1 105	4 480	10	2	2	2	3	—	1	—	—	—
445110	Grocery (except convenience) stores .....	390	1 105	4 480	10	2	2	2	3	—	1	—	—	—
447	Gasoline stations .....	169	563	2 377	18	6	5	5	2	—	—	—	—	—
4471	Gasoline stations .....	169	563	2 377	18	6	5	5	2	—	—	—	—	—
44711	Gasoline stations with convenience stores ..	102	310	1 287	11	3	4	3	1	—	—	—	—	—
447110	Gasoline stations with convenience stores .	102	310	1 287	11	3	4	3	1	—	—	—	—	—
452	General merchandise stores .....	505	1 900	8 058	7	1	2	2	1	—	—	1	—	—
4529	Other general merchandise stores .....	505	1 900	8 058	7	1	2	2	1	—	—	1	—	—
45291	Warehouse clubs & superstores .....	(E)	(D)	(D)	1	—	—	—	—	—	—	1	—	—
453	Miscellaneous store retailers .....	119	328	1 406	23	15	2	6	—	—	—	—	—	—
454	Nonstore retailers .....	127	588	2 474	7	5	—	—	1	1	—	—	—	—
<b>48-49</b>	<b>Transportation &amp; warehousing</b> .....	<b>335</b>	<b>2 240</b>	<b>9 489</b>	<b>45</b>	<b>25</b>	<b>9</b>	<b>5</b>	<b>6</b>	—	—	—	—	—
484	Truck transportation .....	245	1 749	7 594	34	20	6	3	5	—	—	—	—	—
4841	General freight trucking .....	167	1 410	5 809	19	12	1	2	4	—	—	—	—	—
48412	General freight trucking, long-distance .....	138	1 280	5 209	12	6	1	2	3	—	—	—	—	—
484121	General freight trucking, long-distance, TL .	138	1 280	5 209	12	6	1	2	3	—	—	—	—	—
<b>51</b>	<b>Information</b> .....	<b>122</b>	<b>758</b>	<b>2 990</b>	<b>11</b>	<b>3</b>	<b>5</b>	<b>1</b>	<b>2</b>	—	—	—	—	—
<b>52</b>	<b>Finance &amp; insurance</b> .....	<b>421</b>	<b>2 770</b>	<b>11 203</b>	<b>58</b>	<b>33</b>	<b>14</b>	<b>6</b>	<b>4</b>	<b>1</b>	—	—	—	—
522	Credit intermediation & related activities .....	307	1 966	7 807	33	15	11	2	4	1	—	—	—	—
5221	Depository credit intermediation .....	292	1 875	7 339	26	8	11	2	4	1	—	—	—	—
52211	Commercial banking .....	167	1 058	4 136	19	4	11	2	2	—	—	—	—	—
522110	Commercial banking .....	167	1 058	4 136	19	4	11	2	2	—	—	—	—	—
52212	Savings institutions .....	115	770	3 032	3	—	—	—	2	1	—	—	—	—
522120	Savings institutions .....	115	770	3 032	3	—	—	—	2	1	—	—	—	—
524	Insurance carriers & related activities .....	(C)	(D)	(D)	23	16	3	4	—	—	—	—	—	—
5242	Agencies & other insurance related activities ...	(C)	(D)	(D)	20	13	3	4	—	—	—	—	—	—
52421	Insurance agencies & brokerages .....	101	710	3 035	19	12	3	4	—	—	—	—	—	—
524210	Insurance agencies & brokerages .....	101	710	3 035	19	12	3	4	—	—	—	—	—	—
<b>53</b>	<b>Real estate &amp; rental &amp; leasing</b> .....	<b>107</b>	<b>437</b>	<b>1 961</b>	<b>31</b>	<b>24</b>	<b>4</b>	<b>3</b>	—	—	—	—	—	—
<b>54</b>	<b>Professional, scientific &amp; technical services</b> .....	<b>228</b>	<b>1 128</b>	<b>4 777</b>	<b>64</b>	<b>48</b>	<b>11</b>	<b>5</b>	—	—	—	—	—	—
541	Professional, scientific & technical services .....	228	1 128	4 777	64	48	11	5	—	—	—	—	—	—
<b>55</b>	<b>Management of companies &amp; enterprises</b> ..	<b>(A)</b>	<b>(D)</b>	<b>(D)</b>	<b>2</b>	<b>1</b>	<b>1</b>	—	—	—	—	—	—	—

See footnotes at end of table.

**Table 6. Counties—Employees, Payroll, and Establishments by Industry: 2000—Con.**

[Excludes most government employees, railroad employees, and self-employed persons. Size class 1 to 4 includes establishments with payroll, but no employees, during mid-March pay period. (D) denotes figures withheld to avoid disclosing data for individual companies; the data are included in broader industry totals. Detailed industries with 100 or more employees are shown if industry was not a (D). For explanation of terms, abbreviations, and data reliability/comparability, see introductory text]

NAICS code	Industry	Number of employees for week including March 12	Payroll (\$1,000)		Total number of establishments	Number of establishments by employment-size class								
			First quarter	Annual		1 to 4	5 to 9	10 to 19	20 to 49	50 to 99	100 to 249	250 to 499	500 to 999	1,000 or more
<b>DEARBORN—Con.</b>														
<b>56</b>	<b>Admin, support, waste mgt, remediation services</b>	<b>290</b>	<b>823</b>	<b>3 688</b>	<b>30</b>	<b>13</b>	<b>9</b>	<b>3</b>	<b>4</b>	<b>1</b>	—	—	—	—
561	Administrative & support services	(E)	(D)	(D)	29	12	9	3	4	1	—	—	—	—
5617	Services to buildings & dwellings	154	321	1 351	22	9	8	3	2	—	—	—	—	—
56172	Janitorial services	105	167	725	10	3	3	2	2	—	—	—	—	—
561720	Janitorial services	105	167	725	10	3	3	2	2	—	—	—	—	—
<b>61</b>	<b>Educational services</b>	<b>9</b>	<b>36</b>	<b>123</b>	<b>4</b>	<b>3</b>	<b>1</b>	—	—	—	—	—	—	—
<b>62</b>	<b>Health care and social assistance</b>	<b>1 612</b>	<b>9 553</b>	<b>41 045</b>	<b>83</b>	<b>34</b>	<b>26</b>	<b>11</b>	<b>5</b>	<b>5</b>	<b>1</b>	—	<b>1</b>	—
621	Ambulatory health care services	350	3 101	13 928	46	23	16	4	2	1	—	—	—	—
6211	Offices of physicians	196	2 270	9 792	21	5	11	3	2	—	—	—	—	—
62111	Offices of physicians	196	2 270	9 792	21	5	11	3	2	—	—	—	—	—
621111	Offices of physicians (exc mental health)	196	2 270	9 792	21	5	11	3	2	—	—	—	—	—
622	Hospitals	(F)	(D)	(D)	1	—	—	—	—	—	—	—	—	1
6221	General medical & surgical hospitals	(F)	(D)	(D)	1	—	—	—	—	—	—	—	—	1
62211	General medical & surgical hospitals	(F)	(D)	(D)	1	—	—	—	—	—	—	—	—	1
623	Nursing & residential care facilities	373	1 507	6 325	12	2	2	4	1	2	1	—	—	—
6231	Nursing care facilities	282	1 141	4 863	3	—	—	—	—	2	1	—	—	—
62311	Nursing care facilities	282	1 141	4 863	3	—	—	—	—	2	1	—	—	—
623110	Nursing care facilities	282	1 141	4 863	3	—	—	—	—	2	1	—	—	—
624	Social assistance	(E)	(D)	(D)	24	9	8	3	2	2	—	—	—	—
6241	Individual & family services	(C)	(D)	(D)	8	3	2	—	1	2	—	—	—	—
62419	Other individual & family services	(C)	(D)	(D)	4	2	—	—	—	2	—	—	—	—
6244	Child day care services	106	262	1 047	10	2	4	3	1	—	—	—	—	—
62441	Child day care services	106	262	1 047	10	2	4	3	1	—	—	—	—	—
624410	Child day care services	106	262	1 047	10	2	4	3	1	—	—	—	—	—
<b>71</b>	<b>Arts, entertainment &amp; recreation</b>	<b>(H)</b>	<b>(D)</b>	<b>(D)</b>	<b>19</b>	<b>9</b>	<b>3</b>	<b>3</b>	<b>2</b>	—	—	<b>1</b>	—	<b>1</b>
713	Amusement, gambling & recreation industries	(H)	(D)	(D)	14	5	3	2	2	—	—	1	—	1
7132	Gambling industries	(G)	(D)	(D)	1	—	—	—	—	—	—	—	—	1
71321	Casinos (except hotel casinos)	(G)	(D)	(D)	1	—	—	—	—	—	—	—	—	1
7139	Other amusement & recreation industries	457	1 229	3 554	13	5	3	2	2	—	—	1	—	—
71392	Skiing facilities	(E)	(D)	(D)	1	—	—	—	—	—	—	1	—	—
<b>72</b>	<b>Accommodation &amp; food services</b>	<b>1 079</b>	<b>2 262</b>	<b>10 179</b>	<b>72</b>	<b>26</b>	<b>10</b>	<b>15</b>	<b>17</b>	<b>4</b>	—	—	—	—
722	Food services & drinking places	1 017	2 106	9 489	67	23	10	15	15	4	—	—	—	—
7221	Full-service restaurants	528	1 100	4 745	29	8	2	8	9	2	—	—	—	—
72211	Full-service restaurants	528	1 100	4 745	29	8	2	8	9	2	—	—	—	—
722110	Full-service restaurants	528	1 100	4 745	29	8	2	8	9	2	—	—	—	—
7222	Limited-service eating places	389	858	4 018	24	9	2	6	5	2	—	—	—	—
72221	Limited-service eating places	389	858	4 018	24	9	2	6	5	2	—	—	—	—
722211	Limited-service restaurants	378	837	3 623	20	6	2	5	5	2	—	—	—	—
<b>81</b>	<b>Other services (except public administration)</b>	<b>503</b>	<b>1 746</b>	<b>7 364</b>	<b>119</b>	<b>89</b>	<b>22</b>	<b>4</b>	<b>4</b>	—	—	—	—	—
811	Repair & maintenance	125	659	2 839	36	29	6	—	1	—	—	—	—	—
813	Religious, grantmaking, civic, prof & like organizations	301	855	3 481	60	44	9	4	3	—	—	—	—	—
8131	Religious organizations	241	670	2 678	36	22	8	3	3	—	—	—	—	—
81311	Religious organizations	241	670	2 678	36	22	8	3	3	—	—	—	—	—
813110	Religious organizations	241	670	2 678	36	22	8	3	3	—	—	—	—	—
<b>95</b>	<b>Auxiliaries (exc corporate, subsidiary &amp; regional mgt)</b>	<b>(A)</b>	<b>(D)</b>	<b>(D)</b>	<b>2</b>	—	<b>2</b>	—	—	—	—	—	—	—
<b>99</b>	<b>Unclassified establishments</b>	<b>5</b>	<b>15</b>	<b>127</b>	<b>10</b>	<b>10</b>	—	—	—	—	—	—	—	—
<b>DECATUR</b>														
	<b>Total</b>	<b>12 799</b>	<b>75 957</b>	<b>331 054</b>	<b>619</b>	<b>319</b>	<b>132</b>	<b>86</b>	<b>50</b>	<b>13</b>	<b>9</b>	<b>6</b>	<b>2</b>	<b>2</b>
<b>11</b>	<b>Forestry, fishing, hunting, and agriculture support</b>	<b>(A)</b>	<b>(D)</b>	<b>(D)</b>	<b>3</b>	<b>3</b>	—	—	—	—	—	—	—	—
<b>21</b>	<b>Mining</b>	<b>(B)</b>	<b>(D)</b>	<b>(D)</b>	<b>2</b>	—	<b>1</b>	<b>1</b>	—	—	—	—	—	—
<b>22</b>	<b>Utilities</b>	<b>61</b>	<b>677</b>	<b>2 763</b>	<b>7</b>	<b>4</b>	<b>1</b>	<b>1</b>	<b>1</b>	—	—	—	—	—
<b>23</b>	<b>Construction</b>	<b>227</b>	<b>1 143</b>	<b>6 118</b>	<b>64</b>	<b>46</b>	<b>11</b>	<b>7</b>	—	—	—	—	—	—
235	Special trade contractors	155	807	4 396	42	30	6	6	—	—	—	—	—	—
<b>31-33</b>	<b>Manufacturing</b>	<b>5 939</b>	<b>46 694</b>	<b>199 961</b>	<b>54</b>	<b>14</b>	<b>9</b>	<b>12</b>	<b>5</b>	<b>1</b>	<b>6</b>	<b>4</b>	<b>1</b>	<b>2</b>
311	Food mfg	321	2 187	10 213	4	1	—	1	1	—	—	1	—	—
3119	Other food mfg	(E)	(D)	(D)	1	—	—	—	—	—	—	—	1	—
31199	All other food mfg	(E)	(D)	(D)	1	—	—	—	—	—	—	—	1	—
326	Plastics & rubber products mfg	(E)	(D)	(D)	2	—	1	—	—	—	—	1	—	—
3261	Plastics product mfg	(E)	(D)	(D)	1	—	—	—	—	—	—	—	1	—
32611	Unsupported plastics film, sheet, & bag mfg	(E)	(D)	(D)	1	—	—	—	—	—	—	—	1	—
327	Nonmetallic mineral product mfg	(C)	(D)	(D)	3	—	2	—	—	—	1	—	—	—
3272	Glass & glass product mfg	(C)	(D)	(D)	1	—	—	—	—	—	1	—	—	—
32721	Glass & glass product mfg	(C)	(D)	(D)	1	—	—	—	—	—	1	—	—	—

See footnotes at end of table.

**Table 6. Counties—Employees, Payroll, and Establishments by Industry: 2000—Con.**

[Excludes most government employees, railroad employees, and self-employed persons. Size class 1 to 4 includes establishments with payroll, but no employees, during mid-March pay period. (D) denotes figures withheld to avoid disclosing data for individual companies; the data are included in broader industry totals. Detailed industries with 100 or more employees are shown if industry was not a (D). For explanation of terms, abbreviations, and data reliability/comparability, see introductory text]

NAICS code	Industry	Number of employees for week including March 12	Payroll (\$1,000)		Total number of establishments	Number of establishments by employment-size class								
			First quarter	Annual		1 to 4	5 to 9	10 to 19	20 to 49	50 to 99	100 to 249	250 to 499	500 to 999	1,000 or more
<b>DECATUR—Con.</b>														
<b>31-33</b>	<b>Manufacturing—Con.</b>													
332	Fabricated metal product mfg . . . . .	3 065	23 884	99 282	15	5	1	4	2	—	—	1	—	2
3325	Hardware mfg . . . . .	(G)	(D)	(D)	2	—	—	—	1	—	—	—	—	1
33251	Hardware mfg . . . . .	(G)	(D)	(D)	2	—	—	—	1	—	—	—	—	1
3329	Other fabricated metal product mfg . . . . .	(G)	(D)	(D)	5	3	—	—	—	—	—	1	—	1
33291	Metal valve mfg . . . . .	(G)	(D)	(D)	1	—	—	—	—	—	—	—	—	1
33299	All other fabricated metal product mfg . . . . .	(E)	(D)	(D)	4	3	—	—	—	—	—	1	—	—
333	Machinery mfg . . . . .	508	3 546	13 815	16	4	2	6	1	—	3	—	—	—
3332	Industrial machinery mfg . . . . .	(C)	(D)	(D)	2	—	1	—	—	—	1	—	—	—
33321	Sawmill & woodworking machinery mfg . . . . .	(C)	(D)	(D)	1	—	—	—	—	—	1	—	—	—
3339	Other general purpose machinery mfg . . . . .	301	2 029	7 783	6	2	—	1	1	—	2	—	—	—
33392	Material handling equipment mfg . . . . .	(C)	(D)	(D)	2	—	—	—	—	—	2	—	—	—
336	Transportation equipment mfg . . . . .	1 393	11 764	55 199	5	—	—	—	1	—	2	1	1	—
3363	Motor vehicle parts mfg . . . . .	(G)	(D)	(D)	4	—	—	—	—	—	2	1	1	—
33631	Motor vehicle gas engine & engine parts mfg . . . . .	(C)	(D)	(D)	1	—	—	—	—	—	1	—	—	—
33635	MV transmission & power train parts mfg . . . . .	(E)	(D)	(D)	1	—	—	—	—	—	—	1	—	—
33637	Motor vehicle metal stamping . . . . .	(C)	(D)	(D)	1	—	—	—	—	—	1	—	—	—
33639	Other motor vehicle parts mfg . . . . .	(F)	(D)	(D)	1	—	—	—	—	—	—	—	1	—
<b>42</b>	<b>Wholesale trade . . . . .</b>	<b>356</b>	<b>2 795</b>	<b>11 857</b>	<b>34</b>	<b>17</b>	<b>2</b>	<b>10</b>	<b>4</b>	<b>1</b>	—	—	—	—
421	Wholesale trade, durable goods . . . . .	104	679	2 956	12	6	1	3	2	—	—	—	—	—
422	Wholesale trade, nondurable goods . . . . .	252	2 116	8 901	22	11	1	7	2	1	—	—	—	—
4229	Miscellaneous nondurable goods whlse . . . . .	128	1 384	5 874	8	5	—	1	1	1	—	—	—	—
<b>44-45</b>	<b>Retail trade . . . . .</b>	<b>1 765</b>	<b>6 532</b>	<b>27 914</b>	<b>136</b>	<b>55</b>	<b>45</b>	<b>18</b>	<b>13</b>	<b>4</b>	—	<b>1</b>	—	—
441	Motor vehicle & parts dealers . . . . .	191	1 280	5 592	19	7	7	3	2	—	—	—	—	—
4411	Automobile dealers . . . . .	137	1 036	4 492	9	4	1	2	2	—	—	—	—	—
44111	New car dealers . . . . .	126	966	4 185	4	—	—	2	2	—	—	—	—	—
441110	New car dealers . . . . .	126	966	4 185	4	—	—	2	2	—	—	—	—	—
444	Bldg material & garden equip & supp dealers . . . . .	161	746	3 353	20	9	8	1	2	—	—	—	—	—
4441	Building material & supplies dealers . . . . .	(C)	(D)	(D)	13	7	5	—	1	—	—	—	—	—
445	Food & beverage stores . . . . .	289	799	3 085	18	6	4	3	3	2	—	—	—	—
4451	Grocery stores . . . . .	(E)	(D)	(D)	12	4	—	3	3	2	—	—	—	—
44511	Grocery (except convenience) stores . . . . .	246	720	2 716	9	2	—	2	3	2	—	—	—	—
445110	Grocery (except convenience) stores . . . . .	246	720	2 716	9	2	—	2	3	2	—	—	—	—
447	Gasoline stations . . . . .	201	683	2 626	17	5	7	3	1	1	—	—	—	—
4471	Gasoline stations . . . . .	201	683	2 626	17	5	7	3	1	1	—	—	—	—
44719	Other gasoline stations . . . . .	119	406	1 494	8	3	3	—	1	1	—	—	—	—
447190	Other gasoline stations . . . . .	119	406	1 494	8	3	3	—	1	1	—	—	—	—
448	Clothing & clothing accessories stores . . . . .	118	259	1 077	17	9	3	4	1	—	—	—	—	—
452	General merchandise stores . . . . .	(F)	(D)	(D)	4	—	2	—	—	1	—	1	—	—
4521	Department stores . . . . .	(E)	(D)	(D)	2	—	—	—	—	1	—	1	—	—
45211	Department stores . . . . .	(E)	(D)	(D)	2	—	—	—	—	1	—	1	—	—
<b>48-49</b>	<b>Transportation &amp; warehousing . . . . .</b>	<b>204</b>	<b>1 348</b>	<b>5 689</b>	<b>29</b>	<b>17</b>	<b>3</b>	<b>7</b>	<b>2</b>	—	—	—	—	—
484	Truck transportation . . . . .	(C)	(D)	(D)	28	16	3	7	2	—	—	—	—	—
4842	Specialized freight trucking . . . . .	123	849	3 500	14	7	2	4	1	—	—	—	—	—
<b>51</b>	<b>Information . . . . .</b>	<b>74</b>	<b>369</b>	<b>1 597</b>	<b>4</b>	<b>1</b>	—	<b>2</b>	<b>1</b>	—	—	—	—	—
<b>52</b>	<b>Finance &amp; insurance . . . . .</b>	<b>247</b>	<b>1 929</b>	<b>7 035</b>	<b>33</b>	<b>19</b>	<b>10</b>	<b>2</b>	<b>1</b>	<b>1</b>	—	—	—	—
522	Credit intermediation & related activities . . . . .	189	984	3 943	15	6	5	2	1	1	—	—	—	—
5221	Depository credit intermediation . . . . .	179	880	3 492	12	3	5	2	1	1	—	—	—	—
52211	Commercial banking . . . . .	145	695	2 670	8	1	4	2	—	1	—	—	—	—
522110	Commercial banking . . . . .	145	695	2 670	8	1	4	2	—	1	—	—	—	—
<b>53</b>	<b>Real estate &amp; rental &amp; leasing . . . . .</b>	<b>60</b>	<b>256</b>	<b>967</b>	<b>18</b>	<b>13</b>	<b>4</b>	<b>1</b>	—	—	—	—	—	—
<b>54</b>	<b>Professional, scientific &amp; technical services . . . . .</b>	<b>1 074</b>	<b>3 033</b>	<b>17 765</b>	<b>29</b>	<b>20</b>	<b>6</b>	<b>1</b>	<b>1</b>	—	—	—	<b>1</b>	—
541	Professional, scientific & technical services . . . . .	1 074	3 033	17 765	29	20	6	1	1	—	—	—	1	—
5416	Management, sci & tech consulting services . . . . .	(F)	(D)	(D)	2	1	—	—	—	—	—	—	1	—
54161	Management consulting services . . . . .	(F)	(D)	(D)	2	1	—	—	—	—	—	—	1	—
<b>55</b>	<b>Management of companies &amp; enterprises . . . . .</b>	<b>(B)</b>	<b>(D)</b>	<b>(D)</b>	<b>2</b>	<b>1</b>	—	—	<b>1</b>	—	—	—	—	—
<b>56</b>	<b>Admin, support, waste mgt, remediation services . . . . .</b>	<b>747</b>	<b>3 069</b>	<b>13 192</b>	<b>33</b>	<b>19</b>	<b>2</b>	<b>6</b>	<b>3</b>	—	<b>3</b>	—	—	—
561	Administrative & support services . . . . .	(F)	(D)	(D)	32	18	2	6	3	—	3	—	—	—
5613	Employment services . . . . .	567	2 140	9 125	7	2	—	1	1	—	3	—	—	—
56132	Temporary help services . . . . .	567	2 140	9 125	7	2	—	1	1	—	3	—	—	—
561320	Temporary help services . . . . .	567	2 140	9 125	7	2	—	1	1	—	3	—	—	—
<b>61</b>	<b>Educational services . . . . .</b>	<b>(A)</b>	<b>(D)</b>	<b>(D)</b>	<b>2</b>	<b>1</b>	<b>1</b>	—	—	—	—	—	—	—

See footnotes at end of table.

**Table 6. Counties—Employees, Payroll, and Establishments by Industry: 2000—Con.**

[Excludes most government employees, railroad employees, and self-employed persons. Size class 1 to 4 includes establishments with payroll, but no employees, during mid-March pay period. (D) denotes figures withheld to avoid disclosing data for individual companies; the data are included in broader industry totals. Detailed industries with 100 or more employees are shown if industry was not a (D). For explanation of terms, abbreviations, and data reliability/comparability, see introductory text]

NAICS code	Industry	Number of employees for week including March 12	Payroll (\$1,000)		Total number of establishments	Number of establishments by employment-size class								
			First quarter	Annual		1 to 4	5 to 9	10 to 19	20 to 49	50 to 99	100 to 249	250 to 499	500 to 999	1,000 or more
<b>DECATUR—Con.</b>														
<b>62</b>	<b>Health care and social assistance</b> . . . . .	<b>963</b>	<b>5 135</b>	<b>23 059</b>	<b>57</b>	<b>24</b>	<b>19</b>	<b>6</b>	<b>5</b>	<b>2</b>	—	<b>1</b>	—	—
621	Ambulatory health care services . . . . .	256	1 705	6 960	33	13	13	4	3	—	—	—	—	—
6211	Offices of physicians . . . . .	129	895	3 789	12	3	7	—	2	—	—	—	—	—
62111	Offices of physicians . . . . .	129	895	3 789	12	3	7	—	2	—	—	—	—	—
621111	Offices of physicians (exc mental health) . . . . .	129	895	3 789	12	3	7	—	2	—	—	—	—	—
622	Hospitals . . . . .	(E)	(D)	(D)	1	—	—	—	—	—	—	1	—	—
6221	General medical & surgical hospitals . . . . .	(E)	(D)	(D)	1	—	—	—	—	—	—	1	—	—
62211	General medical & surgical hospitals . . . . .	(E)	(D)	(D)	1	—	—	—	—	—	—	1	—	—
623	Nursing & residential care facilities . . . . .	223	850	4 408	7	1	3	—	1	2	—	—	—	—
6231	Nursing care facilities . . . . .	161	573	3 193	3	1	—	—	—	2	—	—	—	—
62311	Nursing care facilities . . . . .	161	573	3 193	3	1	—	—	—	2	—	—	—	—
623110	Nursing care facilities . . . . .	161	573	3 193	3	1	—	—	—	2	—	—	—	—
<b>71</b>	<b>Arts, entertainment &amp; recreation</b> . . . . .	<b>59</b>	<b>164</b>	<b>823</b>	<b>7</b>	<b>3</b>	<b>2</b>	—	<b>2</b>	—	—	—	—	—
<b>72</b>	<b>Accommodation &amp; food services</b> . . . . .	<b>655</b>	<b>1 343</b>	<b>5 827</b>	<b>37</b>	<b>14</b>	<b>3</b>	<b>7</b>	<b>10</b>	<b>3</b>	—	—	—	—
722	Food services & drinking places . . . . .	(F)	(D)	(D)	35	13	3	6	10	3	—	—	—	—
7221	Full-service restaurants . . . . .	214	401	1 623	11	2	2	2	5	—	—	—	—	—
72211	Full-service restaurants . . . . .	214	401	1 623	11	2	2	2	5	—	—	—	—	—
722110	Full-service restaurants . . . . .	214	401	1 623	11	2	2	2	5	—	—	—	—	—
7222	Limited-service eating places . . . . .	402	832	3 777	16	3	1	4	5	3	—	—	—	—
72221	Limited-service eating places . . . . .	402	832	3 777	16	3	1	4	5	3	—	—	—	—
<b>81</b>	<b>Other services (except public administration)</b> . . . . .	<b>314</b>	<b>1 034</b>	<b>4 271</b>	<b>63</b>	<b>43</b>	<b>13</b>	<b>5</b>	<b>1</b>	<b>1</b>	—	—	—	—
813	Religious, grantmaking, civic, prof & like organizations . . . . .	181	461	1 874	31	21	7	2	—	1	—	—	—	—
<b>99</b>	<b>Unclassified establishments</b> . . . . .	<b>2</b>	<b>9</b>	<b>97</b>	<b>5</b>	<b>5</b>	—	—	—	—	—	—	—	—
<b>DE KALB</b>														
	<b>Total</b> . . . . .	<b>21 971</b>	<b>178 845</b>	<b>719 726</b>	<b>969</b>	<b>477</b>	<b>196</b>	<b>118</b>	<b>98</b>	<b>38</b>	<b>22</b>	<b>13</b>	<b>7</b>	—
<b>11</b>	<b>Forestry, fishing, hunting, and agriculture support</b> . . . . .	<b>(A)</b>	<b>(D)</b>	<b>(D)</b>	<b>2</b>	<b>2</b>	—	—	—	—	—	—	—	—
<b>21</b>	<b>Mining</b> . . . . .	<b>44</b>	<b>288</b>	<b>1 322</b>	<b>5</b>	<b>1</b>	<b>2</b>	<b>2</b>	—	—	—	—	—	—
<b>22</b>	<b>Utilities</b> . . . . .	<b>(B)</b>	<b>(D)</b>	<b>(D)</b>	<b>4</b>	<b>2</b>	—	<b>1</b>	<b>1</b>	—	—	—	—	—
<b>23</b>	<b>Construction</b> . . . . .	<b>1 598</b>	<b>12 802</b>	<b>52 417</b>	<b>122</b>	<b>76</b>	<b>20</b>	<b>13</b>	<b>10</b>	<b>1</b>	<b>1</b>	—	<b>1</b>	—
233	Building, developing & general contracting . . . . .	376	2 626	11 445	32	19	4	3	4	1	1	—	—	—
2332	Residential building construction . . . . .	(C)	(D)	(D)	25	18	3	1	3	—	—	—	—	—
23321	Single-family housing construction . . . . .	(C)	(D)	(D)	23	17	2	1	3	—	—	—	—	—
2333	Nonresidential building construction . . . . .	221	1 667	7 569	6	1	1	1	1	1	1	—	—	—
23331	Mfg & industrial building construction . . . . .	(C)	(D)	(D)	4	1	—	1	1	1	—	—	—	—
23332	Commercial & institutional bldg construction . . . . .	(C)	(D)	(D)	2	—	1	—	—	—	1	—	—	—
235	Special trade contractors . . . . .	1 184	9 965	40 088	84	55	12	10	6	—	—	—	1	—
2356	Roofing, siding, & sheet metal contractors . . . . .	(F)	(D)	(D)	4	3	—	—	—	—	—	—	1	—
23561	Roofing, siding, & sheet metal contractors . . . . .	(F)	(D)	(D)	4	3	—	—	—	—	—	—	1	—
2359	Other special trade contractors . . . . .	138	820	3 830	18	10	3	3	2	—	—	—	—	—
<b>31-33</b>	<b>Manufacturing</b> . . . . .	<b>12 542</b>	<b>125 815</b>	<b>498 581</b>	<b>123</b>	<b>19</b>	<b>15</b>	<b>15</b>	<b>24</b>	<b>17</b>	<b>17</b>	<b>10</b>	<b>6</b>	—
321	Wood product mfg . . . . .	358	2 619	10 121	8	—	2	2	3	—	1	—	—	—
3219	Other wood product mfg . . . . .	358	2 619	10 121	8	—	2	2	3	—	1	—	—	—
32199	All other wood product mfg . . . . .	(C)	(D)	(D)	1	—	—	—	—	—	1	—	—	—
322	Paper mfg . . . . .	(C)	(D)	(D)	2	—	—	—	1	—	1	—	—	—
3222	Converted paper product mfg . . . . .	(C)	(D)	(D)	2	—	—	—	1	—	1	—	—	—
32221	Paperboard container mfg . . . . .	(C)	(D)	(D)	2	—	—	—	1	—	1	—	—	—
323	Printing & related support activities . . . . .	(E)	(D)	(D)	7	2	3	—	1	—	—	1	—	—
3231	Printing & related support activities . . . . .	(E)	(D)	(D)	7	2	3	—	1	—	—	1	—	—
32311	Printing . . . . .	(E)	(D)	(D)	5	2	2	—	—	—	—	1	—	—
325	Chemical mfg . . . . .	252	2 108	7 565	5	1	—	1	—	2	1	—	—	—
3256	Soap, cleaners & toilet preparation mfg . . . . .	(C)	(D)	(D)	1	—	—	—	—	—	1	—	—	—
32561	Soap & cleaning compound mfg . . . . .	(C)	(D)	(D)	1	—	—	—	—	—	1	—	—	—
326	Plastics & rubber products mfg . . . . .	1 829	17 903	73 435	11	1	2	—	2	2	1	2	1	—
3261	Plastics product mfg . . . . .	(F)	(D)	(D)	8	1	1	—	2	2	—	2	—	—
32615	Foam product (exc polystyrene) mfg . . . . .	(E)	(D)	(D)	1	—	—	—	—	—	—	1	—	—
32619	Other plastics product mfg . . . . .	508	5 045	18 226	6	1	1	—	2	1	—	1	—	—
326199	All other plastics product mfg . . . . .	508	5 045	18 226	6	1	1	—	2	1	—	1	—	—
3262	Rubber product mfg . . . . .	(F)	(D)	(D)	3	—	1	—	—	—	1	—	1	—
32629	Other rubber product mfg . . . . .	(F)	(D)	(D)	3	—	1	—	—	—	1	—	1	—
327	Nonmetallic mineral product mfg . . . . .	(F)	(D)	(D)	5	—	1	1	2	—	—	—	1	—
3272	Glass & glass product mfg . . . . .	(F)	(D)	(D)	1	—	—	—	—	—	—	—	1	—
32721	Glass & glass product mfg . . . . .	(F)	(D)	(D)	1	—	—	—	—	—	—	—	1	—

See footnotes at end of table.

**Table 6. Counties—Employees, Payroll, and Establishments by Industry: 2000—Con.**

[Excludes most government employees, railroad employees, and self-employed persons. Size class 1 to 4 includes establishments with payroll, but no employees, during mid-March pay period. (D) denotes figures withheld to avoid disclosing data for individual companies; the data are included in broader industry totals. Detailed industries with 100 or more employees are shown if industry was not a (D). For explanation of terms, abbreviations, and data reliability/comparability, see introductory text]

NAICS code	Industry	Number of employees for week including March 12	Payroll (\$1,000)		Total number of establishments	Number of establishments by employment-size class									
			First quarter	Annual		1 to 4	5 to 9	10 to 19	20 to 49	50 to 99	100 to 249	250 to 499	500 to 999	1,000 or more	
<b>DE KALB—Con.</b>															
<b>31-33 Manufacturing—Con.</b>															
331	Primary metal mfg	2 626	29 035	107 602	10	—	—	—	1	3	2	1	3	—	
3311	Iron & steel mills & ferroalloy mfg	(F)	(D)	(D)	1	—	—	—	—	—	—	—	1	—	
33111	Iron & steel mills & ferroalloy mfg	(F)	(D)	(D)	1	—	—	—	—	—	—	—	1	—	
3312	Steel product mfg from purchased steel	(F)	(D)	(D)	1	—	—	—	—	—	—	—	1	—	
33121	Iron, steel pipe & tube mfg from purchased steel	(F)	(D)	(D)	1	—	—	—	—	—	—	—	1	—	
3315	Foundries	(G)	(D)	(D)	7	—	—	—	1	2	2	1	1	—	
33151	Ferrous metal foundries	(F)	(D)	(D)	2	—	—	—	—	1	—	—	1	—	
33152	Nonferrous metal foundries	(F)	(D)	(D)	5	—	—	—	1	2	1	1	—	—	
332	Fabricated metal product mfg	2 494	25 081	104 423	29	5	3	3	4	5	7	2	—	—	
3321	Forging & stamping	(C)	(D)	(D)	1	—	—	—	—	—	1	—	—	—	
33211	Forging & stamping	(C)	(D)	(D)	1	—	—	—	—	—	1	—	—	—	
3322	Cutlery & handtool mfg	(E)	(D)	(D)	1	—	—	—	—	—	—	1	—	—	
33221	Cutlery & handtool mfg	(E)	(D)	(D)	1	—	—	—	—	—	—	1	—	—	
3323	Architectural & structural metals mfg	1 199	13 727	56 926	10	1	—	1	3	—	4	1	—	—	
33231	Plate work & fabricated structural prod mfg	(F)	(D)	(D)	6	1	—	—	3	—	1	1	—	—	
332312	Fabricated structural metal mfg	394	6 414	27 672	5	1	—	—	3	—	—	1	—	—	
33232	Ornamental & architectural metal prod mfg	(F)	(D)	(D)	4	—	—	1	—	—	3	—	—	—	
3327	Mach shops, turn prod, screw, nut, bolt mfg	457	4 648	19 087	10	2	3	2	—	1	2	—	—	—	
33272	Turned product & screw, nut & bolt mfg	401	4 234	17 339	3	—	—	—	—	1	2	—	—	—	
3328	Coating, engrave, heat treating & oth activity	173	1 890	9 080	3	—	—	—	1	2	—	—	—	—	
33281	Coating, engrave, heat treating & oth activity	173	1 890	9 080	3	—	—	—	1	2	—	—	—	—	
3329	Other fabricated metal product mfg	(C)	(D)	(D)	4	2	—	—	—	2	—	—	—	—	
33291	Metal valve mfg	(C)	(D)	(D)	2	—	—	—	—	2	—	—	—	—	
333	Machinery mfg	555	6 016	23 751	15	—	4	5	4	1	—	1	—	—	
3335	Metalworking machinery mfg	212	2 584	10 887	11	—	4	4	2	1	—	—	—	—	
33351	Metalworking machinery mfg	212	2 584	10 887	11	—	4	4	2	1	—	—	—	—	
3336	Engine, turbine & power transmsn equip mfg	(E)	(D)	(D)	2	—	—	1	—	—	—	1	—	—	
33361	Engine, turbine & power transmsn equip mfg	(E)	(D)	(D)	2	—	—	1	—	—	—	1	—	—	
334	Computer & electronic product mfg	(E)	(D)	(D)	3	1	—	—	—	1	1	—	—	—	
3344	Semiconductor & oth electronic component mfg	(C)	(D)	(D)	2	1	—	—	—	—	1	—	—	—	
33441	Semiconductor & oth electronic component mfg	(C)	(D)	(D)	2	1	—	—	—	—	1	—	—	—	
335	Electrical equip, appliance & component mfg	898	7 016	28 833	8	—	—	—	4	1	2	1	—	—	
3351	Electric lighting equipment mfg	(C)	(D)	(D)	1	—	—	—	—	—	1	—	—	—	
33512	Lighting fixture mfg	(C)	(D)	(D)	1	—	—	—	—	—	1	—	—	—	
3353	Electrical equipment mfg	(C)	(D)	(D)	1	—	—	—	—	—	1	—	—	—	
33531	Electrical equipment mfg	(C)	(D)	(D)	1	—	—	—	—	—	1	—	—	—	
3359	Other electrical equipment & component mfg	(F)	(D)	(D)	6	—	—	—	4	1	—	1	—	—	
33592	Communication & energy wire & cable mfg	(C)	(D)	(D)	4	—	—	—	3	1	—	—	—	—	
33599	All oth electrical equipment & component mfg	(E)	(D)	(D)	2	—	—	—	1	—	—	1	—	—	
336	Transportation equipment mfg	1 695	19 740	70 104	9	2	—	1	—	2	1	2	1	—	
3363	Motor vehicle parts mfg	(G)	(D)	(D)	8	1	—	1	—	2	1	2	1	—	
33632	MV electrical & electronic equipment mfg	(C)	(D)	(D)	1	—	—	—	—	—	1	—	—	—	
33635	MV transmission & power train parts mfg	(F)	(D)	(D)	2	1	—	—	—	—	—	—	1	—	
33637	Motor vehicle metal stamping	(E)	(D)	(D)	3	—	—	1	—	1	—	1	—	—	
33639	Other motor vehicle parts mfg	(E)	(D)	(D)	2	—	—	—	—	1	—	1	—	—	
<b>42</b>	<b>Wholesale trade</b>	<b>635</b>	<b>5 867</b>	<b>22 346</b>	<b>43</b>	<b>22</b>	<b>10</b>	<b>6</b>	<b>4</b>	—	—	1	—	—	
421	Wholesale trade, durable goods	530	5 122	18 771	26	12	7	3	3	—	—	1	—	—	
4217	Hardware, plumb & heating equip & sup whsle	(E)	(D)	(D)	3	2	—	—	—	—	—	1	—	—	
42172	Plumbing & heating equipment & supplies whsle	(E)	(D)	(D)	1	—	—	—	—	—	—	1	—	—	
422	Wholesale trade, nondurable goods	105	745	3 575	17	10	3	3	1	—	—	—	—	—	
<b>44-45</b>	<b>Retail trade</b>	<b>1 761</b>	<b>7 700</b>	<b>31 604</b>	<b>131</b>	<b>55</b>	<b>33</b>	<b>26</b>	<b>12</b>	<b>3</b>	<b>1</b>	<b>1</b>	—	—	
441	Motor vehicle & parts dealers	259	1 922	8 012	24	10	6	5	2	1	—	—	—	—	
4411	Automobile dealers	194	1 617	6 695	12	4	2	3	2	1	—	—	—	—	
44111	New car dealers	164	1 489	6 087	6	—	2	1	2	1	—	—	—	—	
441110	New car dealers	164	1 489	6 087	6	—	2	1	2	1	—	—	—	—	
444	Bldg material & garden equip & supp dealers	123	634	2 952	17	7	5	5	—	—	—	—	—	—	
4441	Building material & supplies dealers	(C)	(D)	(D)	14	6	4	4	—	—	—	—	—	—	
445	Food & beverage stores	420	1 235	5 201	17	4	4	4	2	2	1	—	—	—	
4451	Grocery stores	393	1 174	4 860	10	1	—	4	2	2	1	—	—	—	
44511	Grocery (except convenience) stores	393	1 174	4 860	10	1	—	4	2	2	1	—	—	—	
445110	Grocery (except convenience) stores	393	1 174	4 860	10	1	—	4	2	2	1	—	—	—	
447	Gasoline stations	222	794	3 175	22	8	6	3	5	—	—	—	—	—	
4471	Gasoline stations	222	794	3 175	22	8	6	3	5	—	—	—	—	—	
44711	Gasoline stations with convenience stores	143	511	2 025	14	5	4	2	3	—	—	—	—	—	
447110	Gasoline stations with convenience stores	143	511	2 025	14	5	4	2	3	—	—	—	—	—	
452	General merchandise stores	(E)	(D)	(D)	4	1	1	1	—	—	—	1	—	—	
4521	Department stores	(E)	(D)	(D)	1	—	—	—	—	—	—	1	—	—	
45211	Department stores	(E)	(D)	(D)	1	—	—	—	—	—	—	1	—	—	

See footnotes at end of table.

**Table 6. Counties—Employees, Payroll, and Establishments by Industry: 2000—Con.**

[Excludes most government employees, railroad employees, and self-employed persons. Size class 1 to 4 includes establishments with payroll, but no employees, during mid-March pay period. (D) denotes figures withheld to avoid disclosing data for individual companies; the data are included in broader industry totals. Detailed industries with 100 or more employees are shown if industry was not a (D). For explanation of terms, abbreviations, and data reliability/comparability, see introductory text]

NAICS code	Industry	Number of employees for week including March 12	Payroll (\$1,000)		Total number of establishments	Number of establishments by employment-size class								
			First quarter	Annual		1 to 4	5 to 9	10 to 19	20 to 49	50 to 99	100 to 249	250 to 499	500 to 999	1,000 or more
<b>DE KALB—Con.</b>														
<b>48-49</b>	<b>Transportation &amp; warehousing</b>	<b>290</b>	<b>2 463</b>	<b>10 061</b>	<b>33</b>	<b>22</b>	<b>4</b>	<b>2</b>	<b>3</b>	<b>2</b>	—	—	—	—
484	Truck transportation	237	2 127	8 615	26	19	2	1	2	2	—	—	—	—
4841	General freight trucking	134	1 091	4 954	16	12	2	—	1	1	—	—	—	—
48412	General freight trucking, long-distance	130	1 070	4 857	13	9	2	—	1	1	—	—	—	—
484121	General freight trucking, long-distance, TL	130	1 070	4 857	13	9	2	—	1	1	—	—	—	—
4842	Specialized freight trucking	103	1 036	3 661	10	7	—	1	1	1	—	—	—	—
<b>51</b>	<b>Information</b>	<b>64</b>	<b>362</b>	<b>1 500</b>	<b>11</b>	<b>7</b>	<b>3</b>	—	<b>1</b>	—	—	—	—	—
<b>52</b>	<b>Finance &amp; insurance</b>	<b>315</b>	<b>2 016</b>	<b>8 094</b>	<b>50</b>	<b>32</b>	<b>11</b>	<b>3</b>	<b>3</b>	<b>1</b>	—	—	—	—
522	Credit intermediation & related activities	244	1 530	6 057	25	10	9	2	3	1	—	—	—	—
5221	Depository credit intermediation	237	1 487	5 868	20	5	9	2	3	1	—	—	—	—
52211	Commercial banking	114	673	2 561	10	1	5	2	2	—	—	—	—	—
522110	Commercial banking	114	673	2 561	10	1	5	2	2	—	—	—	—	—
<b>53</b>	<b>Real estate &amp; rental &amp; leasing</b>	<b>145</b>	<b>760</b>	<b>3 452</b>	<b>30</b>	<b>20</b>	<b>6</b>	<b>3</b>	<b>1</b>	—	—	—	—	—
<b>54</b>	<b>Professional, scientific &amp; technical services</b>	<b>457</b>	<b>2 775</b>	<b>11 713</b>	<b>61</b>	<b>39</b>	<b>16</b>	<b>3</b>	<b>1</b>	—	<b>2</b>	—	—	—
541	Professional, scientific & technical services	457	2 775	11 713	61	39	16	3	1	—	2	—	—	—
5412	Accounting, tax prep, bookkeep, payroll services	139	317	1 264	12	8	3	—	—	—	1	—	—	—
54121	Accounting, tax prep, bookkeep, payroll services	139	317	1 264	12	8	3	—	—	—	1	—	—	—
5419	Oth professional, scientific, technical services	147	1 364	5 982	7	2	3	1	—	—	1	—	—	—
54199	All oth prof, scientific & technical services	(C)	(D)	(D)	1	—	—	—	—	—	1	—	—	—
<b>55</b>	<b>Management of companies &amp; enterprises</b>	<b>91</b>	<b>1 256</b>	<b>6 950</b>	<b>7</b>	<b>3</b>	—	<b>2</b>	<b>2</b>	—	—	—	—	—
<b>56</b>	<b>Admin, support, waste mgt, remediation services</b>	<b>702</b>	<b>2 775</b>	<b>11 874</b>	<b>46</b>	<b>26</b>	<b>7</b>	<b>2</b>	<b>6</b>	<b>5</b>	—	—	—	—
561	Administrative & support services	702	2 775	11 874	46	26	7	2	6	5	—	—	—	—
5613	Employment services	476	1 601	7 172	10	2	—	—	4	4	—	—	—	—
56132	Temporary help services	(E)	(D)	(D)	9	1	—	—	4	4	—	—	—	—
5617	Services to buildings & dwellings	140	368	1 678	25	15	7	1	2	—	—	—	—	—
56172	Janitorial services	101	222	924	14	9	3	—	2	—	—	—	—	—
561720	Janitorial services	101	222	924	14	9	3	—	2	—	—	—	—	—
<b>61</b>	<b>Educational services</b>	<b>(A)</b>	<b>(D)</b>	<b>(D)</b>	<b>2</b>	<b>2</b>	—	—	—	—	—	—	—	—
<b>62</b>	<b>Health care and social assistance</b>	<b>1 270</b>	<b>7 380</b>	<b>31 374</b>	<b>69</b>	<b>23</b>	<b>23</b>	<b>14</b>	<b>3</b>	<b>4</b>	<b>1</b>	<b>1</b>	—	—
621	Ambulatory health care services	335	2 435	11 086	44	15	17	10	2	—	—	—	—	—
6211	Offices of physicians	128	1 168	5 451	19	8	9	1	1	—	—	—	—	—
62111	Offices of physicians	128	1 168	5 451	19	8	9	1	1	—	—	—	—	—
6212	Offices of dentists	115	520	2 447	12	2	4	5	1	—	—	—	—	—
62121	Offices of dentists	115	520	2 447	12	2	4	5	1	—	—	—	—	—
621210	Offices of dentists	115	520	2 447	12	2	4	5	1	—	—	—	—	—
622	Hospitals	(E)	(D)	(D)	1	—	—	—	—	—	—	—	—	—
6221	General medical & surgical hospitals	(E)	(D)	(D)	1	—	—	—	—	—	—	—	1	—
62211	General medical & surgical hospitals	(E)	(D)	(D)	1	—	—	—	—	—	—	—	1	—
623	Nursing & residential care facilities	368	1 458	6 380	12	5	3	—	—	3	1	—	—	—
6231	Nursing care facilities	247	998	4 160	3	—	—	—	—	2	1	—	—	—
62311	Nursing care facilities	247	998	4 160	3	—	—	—	—	2	1	—	—	—
623110	Nursing care facilities	247	998	4 160	3	—	—	—	—	2	1	—	—	—
6232	Residential mental retardation, health facil	121	460	2 220	9	5	3	—	—	1	—	—	—	—
62321	Residential mental retardation facilities	121	460	2 220	9	5	3	—	—	1	—	—	—	—
623210	Residential mental retardation facilities	121	460	2 220	9	5	3	—	—	1	—	—	—	—
624	Social assistance	(C)	(D)	(D)	12	3	3	4	1	1	—	—	—	—
6241	Individual & family services	(C)	(D)	(D)	7	2	1	2	1	1	—	—	—	—
<b>71</b>	<b>Arts, entertainment &amp; recreation</b>	<b>199</b>	<b>519</b>	<b>2 570</b>	<b>15</b>	<b>6</b>	<b>2</b>	<b>4</b>	<b>2</b>	<b>1</b>	—	—	—	—
713	Amusement, gambling & recreation industries	108	347	1 797	10	3	2	4	1	—	—	—	—	—
7139	Other amusement & recreation industries	(C)	(D)	(D)	9	2	2	4	1	—	—	—	—	—
<b>72</b>	<b>Accommodation &amp; food services</b>	<b>1 040</b>	<b>2 426</b>	<b>10 381</b>	<b>76</b>	<b>28</b>	<b>15</b>	<b>10</b>	<b>20</b>	<b>3</b>	—	—	—	—
722	Food services & drinking places	942	2 146	9 194	67	25	13	8	18	3	—	—	—	—
7221	Full-service restaurants	500	1 134	4 825	30	7	9	3	9	2	—	—	—	—
72211	Full-service restaurants	500	1 134	4 825	30	7	9	3	9	2	—	—	—	—
722110	Full-service restaurants	500	1 134	4 825	30	7	9	3	9	2	—	—	—	—
7222	Limited-service eating places	375	845	3 687	22	6	2	5	8	1	—	—	—	—
72221	Limited-service eating places	375	845	3 687	22	6	2	5	8	1	—	—	—	—
<b>81</b>	<b>Other services (except public administration)</b>	<b>696</b>	<b>2 274</b>	<b>9 948</b>	<b>128</b>	<b>84</b>	<b>28</b>	<b>11</b>	<b>4</b>	<b>1</b>	—	—	—	—
811	Repair & maintenance	126	676	2 929	34	26	6	1	1	—	—	—	—	—
8111	Automotive repair & maintenance	106	555	2 361	28	23	3	1	1	—	—	—	—	—
812	Personal & laundry services	119	431	2 084	26	16	7	3	—	—	—	—	—	—
813	Religious, grantmaking, civic, prof & like organizations	451	1 167	4 935	68	42	15	7	3	1	—	—	—	—
8131	Religious organizations	280	856	3 584	42	27	8	5	1	1	—	—	—	—
81311	Religious organizations	280	856	3 584	42	27	8	5	1	1	—	—	—	—
813110	Religious organizations	280	856	3 584	42	27	8	5	1	1	—	—	—	—
8134	Civic & social organizations	125	230	946	13	5	5	1	2	—	—	—	—	—
81341	Civic & social organizations	125	230	946	13	5	5	1	2	—	—	—	—	—
813410	Civic & social organizations	125	230	946	13	5	5	1	2	—	—	—	—	—

See footnotes at end of table.



**Table 6. Counties—Employees, Payroll, and Establishments by Industry: 2000—Con.**

[Excludes most government employees, railroad employees, and self-employed persons. Size class 1 to 4 includes establishments with payroll, but no employees, during mid-March pay period. (D) denotes figures withheld to avoid disclosing data for individual companies; the data are included in broader industry totals. Detailed industries with 100 or more employees are shown if industry was not a (D). For explanation of terms, abbreviations, and data reliability/comparability, see introductory text]

NAICS code	Industry	Number of employees for week including March 12	Payroll (\$1,000)		Total number of establishments	Number of establishments by employment-size class								
			First quarter	Annual		1 to 4	5 to 9	10 to 19	20 to 49	50 to 99	100 to 249	250 to 499	500 to 999	1,000 or more
<b>DE KALB—Con.</b>														
95	Auxiliaries (exc corporate, subsidiary & regional mgt) .....	(B)	(D)	(D)	2	—	—	1	1	—	—	—	—	—
99	Unclassified establishments .....	9	40	221	9	8	1	—	—	—	—	—	—	—
<b>DELAWARE</b>														
	<b>Total .....</b>	<b>50 463</b>	<b>317 678</b>	<b>1 293 158</b>	<b>2 698</b>	<b>1 183</b>	<b>577</b>	<b>430</b>	<b>312</b>	<b>129</b>	<b>49</b>	<b>12</b>	<b>1</b>	<b>5</b>
11	Forestry, fishing, hunting, and agriculture support .....	(A)	(D)	(D)	2	2	—	—	—	—	—	—	—	—
21	Mining .....	(B)	(D)	(D)	2	—	1	1	—	—	—	—	—	—
22	Utilities .....	265	2 984	12 318	6	2	1	—	1	1	1	—	—	—
221	Utilities .....	265	2 984	12 318	6	2	1	—	1	1	1	—	—	—
2211	Elec pwr generation, transmsn & distribution ...	(C)	(D)	(D)	4	2	1	—	—	—	1	—	—	—
22111	Electric power generation .....	(C)	(D)	(D)	4	2	1	—	—	—	1	—	—	—
23	Construction .....	2 392	17 185	78 553	246	140	39	33	22	12	—	—	—	—
233	Building, developing & general contracting .....	584	4 992	19 348	78	56	6	9	3	4	—	—	—	—
2332	Residential building construction .....	359	3 335	12 012	60	46	5	5	2	2	—	—	—	—
23321	Single-family housing construction .....	314	3 091	10 785	55	44	5	3	1	2	—	—	—	—
233210	Single-family housing construction .....	314	3 091	10 785	55	44	5	3	1	2	—	—	—	—
2333	Nonresidential building construction .....	217	1 599	7 081	15	7	1	4	1	2	—	—	—	—
23332	Commercial & institutional bldg construction ..	(C)	(D)	(D)	14	7	1	4	1	1	—	—	—	—
234	Heavy construction .....	291	1 945	12 047	15	4	3	2	4	2	—	—	—	—
2349	Other heavy construction .....	237	1 691	9 085	10	3	2	—	3	2	—	—	—	—
23492	Pwr, communication transmsn line construction ..	(C)	(D)	(D)	3	1	—	—	1	1	—	—	—	—
235	Special trade contractors .....	1 517	10 248	47 158	153	80	30	22	15	6	—	—	—	—
2351	Plumbing, heating & AC contractor .....	269	1 936	8 974	36	18	4	11	3	—	—	—	—	—
23511	Plumbing, heating & AC contractor .....	269	1 936	8 974	36	18	4	11	3	—	—	—	—	—
235110	Plumbing, heating & AC contractor .....	269	1 936	8 974	36	18	4	11	3	—	—	—	—	—
2353	Electrical contractors .....	362	3 150	12 108	28	12	8	3	3	2	—	—	—	—
23531	Electrical contractors .....	362	3 150	12 108	28	12	8	3	3	2	—	—	—	—
235310	Electrical contractors .....	362	3 150	12 108	28	12	8	3	3	2	—	—	—	—
2354	Masonry, drywall, insulation, tile contractors ....	308	2 240	10 556	16	7	4	1	1	3	—	—	—	—
23541	Masonry & stone contractors .....	(C)	(D)	(D)	7	2	3	—	1	1	—	—	—	—
23542	Drywall, acoustical & insulation contractors ...	174	1 285	5 852	8	5	1	—	—	2	—	—	—	—
235420	Drywall, acoustical & insulation contractors ...	174	1 285	5 852	8	5	1	—	—	2	—	—	—	—
2356	Roofing, siding, & sheet metal contractors .....	207	865	4 830	14	5	4	1	3	1	—	—	—	—
23561	Roofing, siding, & sheet metal contractors ...	207	865	4 830	14	5	4	1	3	1	—	—	—	—
235610	Roofing, siding, & sheet metal contractors ...	207	865	4 830	14	5	4	1	3	1	—	—	—	—
2359	Other special trade contractors .....	157	875	4 528	24	16	4	1	3	—	—	—	—	—
31-33	<b>Manufacturing .....</b>	<b>9 652</b>	<b>101 923</b>	<b>393 373</b>	<b>171</b>	<b>27</b>	<b>27</b>	<b>37</b>	<b>39</b>	<b>24</b>	<b>12</b>	<b>2</b>	<b>1</b>	<b>2</b>
311	Food mfg .....	124	469	2 044	8	2	2	—	4	—	—	—	—	—
314	Textile product mills .....	(F)	(D)	(D)	2	—	1	—	—	—	—	—	1	—
3149	Other textile product mills .....	(F)	(D)	(D)	2	—	1	—	—	—	—	—	1	—
31499	All other textile product mills .....	(F)	(D)	(D)	2	—	1	—	—	—	—	—	1	—
322	Paper mfg .....	433	3 621	15 094	6	—	—	1	1	2	2	—	—	—
3222	Converted paper product mfg .....	(E)	(D)	(D)	5	—	—	1	1	1	2	—	—	—
32221	Paperboard container mfg .....	(E)	(D)	(D)	4	—	—	1	—	1	2	—	—	—
323	Printing & related support activities .....	530	3 182	13 557	17	2	2	5	4	3	1	—	—	—
3231	Printing & related support activities .....	530	3 182	13 557	17	2	2	5	4	3	1	—	—	—
32311	Printing .....	530	3 182	13 557	17	2	2	5	4	3	1	—	—	—
323110	Commercial lithographic printing .....	399	2 270	9 794	10	1	—	4	1	3	1	—	—	—
326	Plastics & rubber products mfg .....	222	1 738	7 891	7	1	2	1	—	3	—	—	—	—
3261	Plastics product mfg .....	(C)	(D)	(D)	6	1	1	1	—	3	—	—	—	—
331	Primary metal mfg .....	652	4 941	19 924	9	1	—	—	5	—	3	—	—	—
3312	Steel product mfg from purchased steel .....	(C)	(D)	(D)	2	—	—	—	1	—	1	—	—	—
33122	Rolling & drawing of purchased steel .....	(C)	(D)	(D)	2	—	—	—	1	—	1	—	—	—
3314	Nonferrous (exc alum) production & processing .	(C)	(D)	(D)	1	—	—	—	—	—	1	—	—	—
33149	Other nonferrous roll, draw, extruding, alloying ..	(C)	(D)	(D)	1	—	—	—	—	—	1	—	—	—
3315	Foundries .....	282	2 075	7 963	6	1	—	—	4	—	1	—	—	—
33152	Nonferrous metal foundries .....	282	2 075	7 963	6	1	—	—	4	—	1	—	—	—
332	Fabricated metal product mfg .....	1 953	15 054	60 725	54	7	6	14	12	12	3	—	—	—
3321	Forging & stamping .....	471	3 598	13 529	10	3	—	2	2	1	2	—	—	—
33211	Forging & stamping .....	471	3 598	13 529	10	3	—	2	2	1	2	—	—	—
332116	Metal stamping .....	181	1 310	5 444	6	3	—	2	—	—	1	—	—	—
3322	Cutlery & handtool mfg .....	(C)	(D)	(D)	1	—	—	—	—	—	1	—	—	—
33221	Cutlery & handtool mfg .....	(C)	(D)	(D)	1	—	—	—	—	—	1	—	—	—
3326	Spring & wire product mfg .....	376	2 303	10 223	9	—	1	1	3	4	—	—	—	—
33261	Spring & wire product mfg .....	376	2 303	10 223	9	—	1	1	3	4	—	—	—	—
3327	Mach shops, turn prod, screw, nut, bolt mfg ....	438	3 648	15 345	13	3	—	5	1	4	—	—	—	—
33271	Machine shops .....	(E)	(D)	(D)	11	3	—	4	1	3	—	—	—	—
33272	Turned product & screw, nut & bolt mfg .....	(C)	(D)	(D)	2	—	—	1	—	1	—	—	—	—
3328	Coating, engrave, heat treating & oth activity ...	345	2 461	10 226	12	1	2	3	3	3	—	—	—	—
33281	Coating, engrave, heat treating & oth activity .	345	2 461	10 226	12	1	2	3	3	3	—	—	—	—
332812	Metal coating, engraving & allied services ...	163	1 196	4 926	5	—	1	1	2	1	—	—	—	—

See footnotes at end of table.

**Table 6. Counties—Employees, Payroll, and Establishments by Industry: 2000—Con.**

[Excludes most government employees, railroad employees, and self-employed persons. Size class 1 to 4 includes establishments with payroll, but no employees, during mid-March pay period. (D) denotes figures withheld to avoid disclosing data for individual companies; the data are included in broader industry totals. Detailed industries with 100 or more employees are shown if industry was not a (D). For explanation of terms, abbreviations, and data reliability/comparability, see introductory text]

NAICS code	Industry	Number of employees for week including March 12	Payroll (\$1,000)		Total number of establishments	Number of establishments by employment-size class																				
			First quarter	Annual		1 to 4	5 to 9	10 to 19	20 to 49	50 to 99	100 to 249	250 to 499	500 to 999	1,000 or more												
<b>DELAWARE—Con.</b>																										
<b>31-33 Manufacturing—Con.</b>																										
333	Machinery mfg .....	1 040	11 656	45 977	29	4	7	6	9	1	1	1	—	—												
3334	HVAC & commercial refrigeration equipment mfg .....	(E)	(D)	(D)	2	—	—	—	1	—	—	1	—	—												
33341	HVAC & commercial refrigeration equipment mfg .....	(E)	(D)	(D)	2	—	—	—	1	—	—	1	—	—												
3335	Metalworking machinery mfg .....	483	6 055	23 320	21	4	7	4	5	—	1	—	—	—												
33351	Metalworking machinery mfg .....	483	6 055	23 320	21	4	7	4	5	—	1	—	—	—												
333511	Industrial mold mfg .....	343	4 800	18 099	7	1	1	1	3	—	1	—	—	—												
3339	Other general purpose machinery mfg .....	(C)	(D)	(D)	3	—	—	1	1	1	—	—	—	—												
336	Transportation equipment mfg .....	3 784	56 188	206 810	13	—	2	3	2	1	2	1	—	2												
3363	Motor vehicle parts mfg .....	(H)	(D)	(D)	12	—	2	3	1	1	2	1	—	2												
33635	MV transmission & power train parts mfg .....	(H)	(D)	(D)	3	—	—	—	—	—	1	—	—	—												
33637	Motor vehicle metal stamping .....	564	4 722	21 172	5	—	—	3	—	1	—	1	—	—												
336370	Motor vehicle metal stamping .....	564	4 722	21 172	5	—	—	3	—	1	—	1	—	—												
33639	Other motor vehicle parts mfg .....	(C)	(D)	(D)	2	—	—	—	1	—	1	—	—	—												
337	Furniture & related product mfg .....	(C)	(D)	(D)	4	1	2	—	—	1	—	—	—	—												
<b>42</b>	<b>Wholesale trade .....</b>	<b>1 520</b>	<b>12 286</b>	<b>48 815</b>	<b>110</b>	<b>41</b>	<b>30</b>	<b>15</b>	<b>16</b>	<b>6</b>	<b>2</b>	—	—	—												
421	Wholesale trade, durable goods .....	991	7 496	29 914	78	26	27	10	10	4	1	—	—	—												
4211	Motor vehicle, motor vehicle pt & supply whsle .....	441	3 243	13 368	20	2	8	3	4	2	1	—	—	—												
42111	Automobile & other motor vehicle whsle .....	(C)	(D)	(D)	7	—	3	2	1	1	—	—	—	—												
42112	Motor vehicle supplies & new parts whsle .....	263	2 178	9 407	10	1	4	1	2	1	1	—	—	—												
421120	Motor vehicle supplies & new parts whsle ..	263	2 178	9 407	10	1	4	1	2	1	1	—	—	—												
4218	Machinery, equipment & supplies whsle .....	148	1 462	5 381	23	14	6	2	—	1	—	—	—	—												
4219	Miscellaneous durable goods whsle .....	131	906	3 364	6	1	1	1	2	1	—	—	—	—												
422	Wholesale trade, nondurable goods .....	529	4 790	18 901	32	15	3	5	6	2	1	—	—	—												
4224	Grocery & related product whsle .....	262	2 000	8 236	6	—	—	2	2	1	1	—	—	—												
42249	Other grocery & related products whsle .....	(C)	(D)	(D)	1	—	—	—	—	—	1	—	—	—												
<b>44-45</b>	<b>Retail trade .....</b>	<b>7 644</b>	<b>29 766</b>	<b>123 314</b>	<b>536</b>	<b>209</b>	<b>156</b>	<b>90</b>	<b>48</b>	<b>22</b>	<b>9</b>	<b>2</b>	—	—												
441	Motor vehicle & parts dealers .....	772	5 030	20 283	59	26	12	9	7	5	—	—	—	—												
4411	Automobile dealers .....	501	3 579	14 396	31	16	6	1	3	5	—	—	—	—												
44111	New car dealers .....	434	3 203	12 894	11	3	—	—	3	5	—	—	—	—												
441110	New car dealers .....	434	3 203	12 894	11	3	—	—	3	5	—	—	—	—												
4413	Automotive parts, accessories & tire stores .....	220	1 092	4 587	23	7	6	7	3	—	—	—	—	—												
44131	Automotive parts, accessories & tire stores ..	145	662	2 780	17	6	5	5	1	—	—	—	—	—												
441310	Automotive parts, accessories & tire stores ..	145	662	2 780	17	6	5	5	1	—	—	—	—	—												
442	Furniture & home furnishing stores .....	220	1 133	4 578	35	18	8	7	2	—	—	—	—	—												
4421	Furniture stores .....	125	755	2 942	18	11	1	4	2	—	—	—	—	—												
44211	Furniture stores .....	125	755	2 942	18	11	1	4	2	—	—	—	—	—												
442110	Furniture stores .....	125	755	2 942	18	11	1	4	2	—	—	—	—	—												
443	Electronics & appliance stores .....	266	1 569	6 121	17	7	2	4	3	1	—	—	—	—												
4431	Electronics & appliance stores .....	266	1 569	6 121	17	7	2	4	3	1	—	—	—	—												
44311	Appliance, TV & all other electronics stores ..	221	1 276	4 929	14	7	1	3	2	1	—	—	—	—												
443112	Radio, television & other electronics stores ..	156	952	3 703	10	5	1	2	1	1	—	—	—	—												
444	Bldg material & garden equip & supp dealers .....	699	3 876	16 905	45	21	10	6	5	1	2	—	—	—												
4441	Building material & supplies dealers .....	618	3 219	13 682	35	15	9	4	4	1	2	—	—	—												
44411	Home centers .....	362	1 708	7 137	3	—	—	—	—	1	2	—	—	—												
444110	Home centers .....	362	1 708	7 137	3	—	—	—	—	1	2	—	—	—												
44419	Other building material dealers .....	191	1 260	5 539	21	8	8	2	3	—	—	—	—	—												
444190	Other building material dealers .....	191	1 260	5 539	21	8	8	2	3	—	—	—	—	—												
445	Food & beverage stores .....	1 272	4 108	16 887	57	11	22	12	2	8	2	—	—	—												
4451	Grocery stores .....	1 090	3 706	14 965	32	2	9	10	1	8	2	—	—	—												
44511	Grocery (except convenience) stores .....	1 023	3 548	14 384	24	1	4	8	1	8	2	—	—	—												
445110	Grocery (except convenience) stores .....	1 023	3 548	14 384	24	1	4	8	1	8	2	—	—	—												
4453	Beer, wine & liquor stores .....	111	260	1 177	19	7	10	2	—	—	—	—	—	—												
44531	Beer, wine & liquor stores .....	111	260	1 177	19	7	10	2	—	—	—	—	—	—												
445310	Beer, wine & liquor stores .....	111	260	1 177	19	7	10	2	—	—	—	—	—	—												
446	Health & personal care stores .....	311	1 488	5 819	37	15	11	6	5	—	—	—	—	—												
4461	Health & personal care stores .....	311	1 488	5 819	37	15	11	6	5	—	—	—	—	—												
44611	Pharmacies & drug stores .....	168	1 063	4 024	16	6	3	3	4	—	—	—	—	—												
446110	Pharmacies & drug stores .....	168	1 063	4 024	16	6	3	3	4	—	—	—	—	—												
447	Gasoline stations .....	668	2 070	8 217	64	13	28	17	4	2	—	—	—	—												
4471	Gasoline stations .....	668	2 070	8 217	64	13	28	17	4	2	—	—	—	—												
44711	Gasoline stations with convenience stores ..	481	1 453	5 852	48	10	21	13	3	1	—	—	—	—												
447110	Gasoline stations with convenience stores ..	481	1 453	5 852	48	10	21	13	3	1	—	—	—	—												
44719	Other gasoline stations .....	187	617	2 365	16	3	7	4	1	1	—	—	—	—												
447190	Other gasoline stations .....	187	617	2 365	16	3	7	4	1	1	—	—	—	—												
448	Clothing & clothing accessories stores .....	714	2 083	8 547	92	39	30	15	8	—	—	—	—	—												
4481	Clothing stores .....	503	1 259	5 152	55	22	13	13	7	—	—	—	—	—												
44812	Women's clothing stores .....	129	290	1 303	19	7	6	6	—	—	—	—	—	—												
448120	Women's clothing stores .....	129	290	1 303	19	7	6	6	—	—	—	—	—	—												
44814	Family clothing stores .....	243	648	2 486	16	5	1	4	6	—	—	—	—	—												
448140	Family clothing stores .....	243	648	2 486	16	5	1	4	6	—	—	—	—	—												
4482	Shoe stores .....	130	408	1 625	20	8	10	1	1	—	—	—	—	—												
44821	Shoe stores .....	130	408	1 625	20	8	10	1	1	—	—	—	—	—												
448210	Shoe stores .....	130	408	1 625	20	8	10	1	1	—	—	—	—	—												

See footnotes at end of table.

**Table 6. Counties—Employees, Payroll, and Establishments by Industry: 2000—Con.**

[Excludes most government employees, railroad employees, and self-employed persons. Size class 1 to 4 includes establishments with payroll, but no employees, during mid-March pay period. (D) denotes figures withheld to avoid disclosing data for individual companies; the data are included in broader industry totals. Detailed industries with 100 or more employees are shown if industry was not a (D). For explanation of terms, abbreviations, and data reliability/comparability, see introductory text]

NAICS code	Industry	Number of employees for week including March 12	Payroll (\$1,000)		Total number of establishments	Number of establishments by employment-size class								
			First quarter	Annual		1 to 4	5 to 9	10 to 19	20 to 49	50 to 99	100 to 249	250 to 499	500 to 999	1,000 or more
<b>DELAWARE—Con.</b>														
<b>44-45 Retail trade—Con.</b>														
451	Sporting goods, hobby, book & music stores . . . . .	354	681	2 956	32	13	10	5	3	—	1	—	—	—
4511	Sporting goods, hobby, musical instrument stores . . . . .	208	339	1 635	22	12	7	2	—	—	1	—	—	—
45112	Hobby, toy & game stores . . . . .	146	169	700	8	4	3	—	—	—	1	—	—	—
451120	Hobby, toy & game stores . . . . .	146	169	700	8	4	3	—	—	—	1	—	—	—
4512	Book, periodical & music stores . . . . .	146	342	1 321	10	1	3	3	3	—	—	—	—	—
45121	Book stores & news dealers . . . . .	(C)	(D)	(D)	7	1	2	2	2	—	—	—	—	—
452	General merchandise stores . . . . .	1 905	6 066	25 890	24	3	5	2	3	5	4	2	—	—
4521	Department stores . . . . .	1 274	4 192	17 357	10	—	—	—	—	5	4	1	—	—
45211	Department stores . . . . .	1 274	4 192	17 357	10	—	—	—	—	5	4	1	—	—
452110	Department stores . . . . .	1 274	4 192	17 357	10	—	—	—	—	5	4	1	—	—
4529	Other general merchandise stores . . . . .	631	1 874	8 533	14	3	5	2	3	—	—	1	—	—
45291	Warehouse clubs & superstores . . . . .	(E)	(D)	(D)	1	—	—	—	—	—	—	1	—	—
45299	All other general merchandise stores . . . . .	(C)	(D)	(D)	13	3	5	2	3	—	—	—	—	—
453	Miscellaneous store retailers . . . . .	345	1 059	4 711	62	38	16	4	4	—	—	—	—	—
4532	Office supplies, stationery & gift stores . . . . .	144	394	1 726	20	8	9	1	2	—	—	—	—	—
4539	Other miscellaneous store retailers . . . . .	105	378	1 877	23	18	2	2	1	—	—	—	—	—
454	Nonstore retailers . . . . .	118	603	2 400	12	5	2	3	2	—	—	—	—	—
<b>48-49 Transportation &amp; warehousing . . . . .</b>														
484	Truck transportation . . . . .	2 454	12 913	54 545	39	20	2	11	3	1	—	1	—	1
4841	General freight trucking . . . . .	2 361	12 381	51 016	25	12	2	5	3	1	—	1	—	1
48411	General freight trucking, local . . . . .	386	2 947	12 959	6	2	1	1	1	—	—	1	—	—
484110	General freight trucking, local . . . . .	386	2 947	12 959	6	2	1	1	1	—	—	1	—	—
48412	General freight trucking, long-distance . . . . .	1 975	9 434	38 057	19	10	1	4	2	1	—	—	—	1
485	Transit & ground passenger transportation . . . . .	182	412	1 742	5	—	—	1	3	1	—	—	—	—
4854	School & employee bus transportation . . . . .	(C)	(D)	(D)	2	—	—	—	1	1	—	—	—	—
48541	School & employee bus transportation . . . . .	(C)	(D)	(D)	2	—	—	—	1	1	—	—	—	—
<b>51 Information . . . . .</b>														
511	Publishing industries . . . . .	(C)	(D)	(D)	4	—	3	—	—	—	1	—	—	—
5111	Newspaper, periodical, book, database publishers . . . . .	(C)	(D)	(D)	4	—	3	—	—	—	1	—	—	—
51111	Newspaper publishers . . . . .	(C)	(D)	(D)	2	—	1	—	—	—	1	—	—	—
513	Broadcasting & telecommunications . . . . .	323	2 711	11 134	14	6	1	1	4	1	1	—	—	—
5133	Telecommunications . . . . .	213	1 956	8 086	11	6	1	1	2	—	1	—	—	—
51331	Wired telecommunications carriers . . . . .	(C)	(D)	(D)	8	5	—	—	2	—	1	—	—	—
<b>52 Finance &amp; insurance . . . . .</b>														
522	Credit intermediation & related activities . . . . .	1 075	8 655	31 122	104	43	39	13	5	3	1	—	—	—
5221	Depository credit intermediation . . . . .	896	7 169	25 800	69	21	30	10	4	3	1	—	—	—
52211	Commercial banking . . . . .	615	5 053	17 938	46	14	19	8	2	2	1	—	—	—
522110	Commercial banking . . . . .	615	5 053	17 938	46	14	19	8	2	2	1	—	—	—
52212	Savings institutions . . . . .	(C)	(D)	(D)	9	1	7	—	—	1	—	—	—	—
52213	Credit unions . . . . .	(C)	(D)	(D)	14	6	4	2	2	—	—	—	—	—
5222	Nondepository credit intermediation . . . . .	109	774	3 111	21	12	7	2	—	—	—	—	—	—
523	Security, commodity contracts & like activity . . . . .	271	3 609	9 751	23	15	4	2	1	—	1	—	—	—
5231	Secrty & comdty contracts intermed & brokerage . . . . .	205	1 230	3 991	11	6	2	2	—	—	1	—	—	—
52311	Investment banking & securities dealing . . . . .	(C)	(D)	(D)	1	—	—	—	—	—	1	—	—	—
524	Insurance carriers & related activities . . . . .	(E)	(D)	(D)	64	48	8	6	2	—	—	—	—	—
5242	Agencies & other insurance related activities . . . . .	(C)	(D)	(D)	53	42	7	3	1	—	—	—	—	—
52421	Insurance agencies & brokerages . . . . .	214	1 457	5 872	52	41	7	3	1	—	—	—	—	—
524210	Insurance agencies & brokerages . . . . .	214	1 457	5 872	52	41	7	3	1	—	—	—	—	—
<b>53 Real estate &amp; rental &amp; leasing . . . . .</b>														
531	Real estate . . . . .	332	1 568	7 397	74	54	14	3	3	—	—	—	—	—
5311	Lessors of real estate . . . . .	213	947	4 204	42	32	6	1	3	—	—	—	—	—
53111	Lessors of residential buildings & dwellings . . . . .	122	593	2 616	17	11	3	1	2	—	—	—	—	—
531110	Lessors of residential buildings & dwellings . . . . .	122	593	2 616	17	11	3	1	2	—	—	—	—	—
532	Rental & leasing services . . . . .	280	1 245	5 186	36	16	10	7	3	—	—	—	—	—
5322	Consumer goods rental . . . . .	189	731	2 939	21	8	6	5	2	—	—	—	—	—
53223	Video tape & disc rental . . . . .	115	257	936	11	4	2	4	1	—	—	—	—	—
532230	Video tape & disc rental . . . . .	115	257	936	11	4	2	4	1	—	—	—	—	—
<b>54 Professional, scientific &amp; technical services . . . . .</b>														
541	Professional, scientific & technical services . . . . .	1 902	15 079	60 898	161	94	28	26	7	3	1	2	—	—
5411	Legal services . . . . .	182	998	4 361	42	27	9	6	—	—	—	—	—	—
54111	Offices of lawyers . . . . .	137	729	3 310	38	27	7	4	—	—	—	—	—	—
541110	Offices of lawyers . . . . .	137	729	3 310	38	27	7	4	—	—	—	—	—	—
5412	Accounting, tax prep, bookkeep, payroll services . . . . .	635	4 023	14 562	29	17	4	4	2	—	1	1	—	—
54121	Accounting, tax prep, bookkeep, payroll services . . . . .	635	4 023	14 562	29	17	4	4	2	—	1	1	—	—
541211	Offices of certified public accountants . . . . .	374	3 365	12 626	13	6	1	3	2	—	—	1	—	—
541213	Tax preparation services . . . . .	236	560	1 177	8	5	1	1	—	—	1	—	—	—
5413	Architectural, engineering & related services . . . . .	243	1 937	7 703	27	17	4	3	2	1	—	—	—	—
54138	Testing laboratories . . . . .	(C)	(D)	(D)	2	—	—	—	1	1	—	—	—	—
5414	Specialized design services . . . . .	(C)	(D)	(D)	6	1	2	1	1	1	—	—	—	—
54143	Graphic design services . . . . .	(C)	(D)	(D)	4	1	—	1	1	1	—	—	—	—

See footnotes at end of table.

**Table 6. Counties—Employees, Payroll, and Establishments by Industry: 2000—Con.**

[Excludes most government employees, railroad employees, and self-employed persons. Size class 1 to 4 includes establishments with payroll, but no employees, during mid-March pay period. (D) denotes figures withheld to avoid disclosing data for individual companies; the data are included in broader industry totals. Detailed industries with 100 or more employees are shown if industry was not a (D). For explanation of terms, abbreviations, and data reliability/comparability, see introductory text]

NAICS code	Industry	Number of employees for week including March 12	Payroll (\$1,000)		Total number of establishments	Number of establishments by employment-size class									
			First quarter	Annual		1 to 4	5 to 9	10 to 19	20 to 49	50 to 99	100 to 249	250 to 499	500 to 999	1,000 or more	
<b>DELAWARE—Con.</b>															
<b>54</b>	<b>Professional, scientific &amp; technical services—Con.</b>														
541	Professional, scientific & technical services—Con.														
5415	Computer systems design & related services . . .	380	4 011	16 904	16	12	—	2	1	—	—	1	—	—	
54151	Computer systems design & related services . . .	380	4 011	16 904	16	12	—	2	1	—	—	1	—	—	
5418	Advertising & related services . . . . .	137	1 275	5 519	8	3	2	2	—	1	—	—	—	—	
54181	Advertising agencies . . . . .	(C)	(D)	(D)	2	—	—	1	—	1	—	—	—	—	
5419	Oth professional, scientific, technical services . .	(C)	(D)	(D)	20	8	7	5	—	—	—	—	—	—	
54194	Veterinary services . . . . .	100	375	1 562	11	2	4	5	—	—	—	—	—	—	
541940	Veterinary services . . . . .	100	375	1 562	11	2	4	5	—	—	—	—	—	—	
<b>55</b>	<b>Management of companies &amp; enterprises . . . . .</b>	<b>874</b>	<b>11 242</b>	<b>43 303</b>	<b>17</b>	<b>2</b>	<b>2</b>	<b>2</b>	<b>7</b>	<b>2</b>	<b>1</b>	<b>1</b>	<b>—</b>	<b>—</b>	
551	Management of companies & enterprises . . . . .	874	11 242	43 303	17	2	2	2	7	2	1	1	—	—	
5511	Management of companies & enterprises . . . . .	874	11 242	43 303	17	2	2	2	7	2	1	1	—	—	
55111	Management of companies & enterprises . . . . .	874	11 242	43 303	17	2	2	2	7	2	1	1	—	—	
<b>56</b>	<b>Admin, support, waste mgt, remediation services . . . . .</b>	<b>3 991</b>	<b>15 710</b>	<b>69 410</b>	<b>125</b>	<b>59</b>	<b>20</b>	<b>21</b>	<b>12</b>	<b>9</b>	<b>—</b>	<b>3</b>	<b>—</b>	<b>1</b>	
561	Administrative & support services . . . . .	3 856	14 700	65 632	117	55	20	20	9	9	—	3	—	1	
5611	Office administrative services . . . . .	138	438	1 701	6	3	—	1	1	1	—	—	—	—	
56111	Office administrative services . . . . .	138	438	1 701	6	3	—	1	1	1	—	—	—	—	
561110	Office administrative services . . . . .	138	438	1 701	6	3	—	1	1	1	—	—	—	—	
5613	Employment services . . . . .	632	2 192	9 704	13	2	—	1	3	7	—	—	—	—	
56132	Temporary help services . . . . .	599	2 083	9 214	10	—	—	1	2	7	—	—	—	—	
561320	Temporary help services . . . . .	599	2 083	9 214	10	—	—	1	2	7	—	—	—	—	
5614	Business support services . . . . .	127	641	2 725	14	4	4	5	1	—	—	—	—	—	
5617	Services to buildings & dwellings . . . . .	2 034	9 138	42 285	55	35	8	7	2	1	—	1	—	1	
56172	Janitorial services . . . . .	163	430	1 718	18	8	3	5	2	—	—	—	—	—	
561720	Janitorial services . . . . .	163	430	1 718	18	8	3	5	2	—	—	—	—	—	
56173	Landscaping services . . . . .	(G)	(D)	(D)	26	18	4	1	—	1	—	1	—	1	
5619	Other support services . . . . .	816	1 814	7 343	12	3	3	2	2	—	—	2	—	—	
56191	Packaging & labeling services . . . . .	(E)	(D)	(D)	2	1	—	—	—	(D)	—	1	—	—	
56199	All other support services . . . . .	(E)	(D)	(D)	10	2	3	2	2	—	—	1	—	—	
562	Waste management & remediation services . . . . .	135	1 010	3 778	8	4	—	1	3	—	—	—	—	—	
<b>61</b>	<b>Educational services . . . . .</b>	<b>184</b>	<b>539</b>	<b>2 402</b>	<b>18</b>	<b>7</b>	<b>5</b>	<b>2</b>	<b>4</b>	<b>—</b>	<b>—</b>	<b>—</b>	<b>—</b>	<b>—</b>	
611	Educational services . . . . .	184	539	2 402	18	7	5	2	4	—	—	—	—	—	
<b>62</b>	<b>Health care and social assistance . . . . .</b>	<b>7 819</b>	<b>50 556</b>	<b>218 861</b>	<b>278</b>	<b>102</b>	<b>59</b>	<b>55</b>	<b>35</b>	<b>14</b>	<b>11</b>	<b>1</b>	<b>—</b>	<b>1</b>	
621	Ambulatory health care services . . . . .	2 698	24 787	114 072	179	69	45	35	20	5	5	—	—	—	
6211	Offices of physicians . . . . .	1 404	16 989	80 125	83	27	18	20	12	3	3	—	—	—	
62111	Offices of physicians . . . . .	1 404	16 989	80 125	83	27	18	20	12	3	3	—	—	—	
6212	Offices of dentists . . . . .	289	2 288	9 869	48	22	20	6	—	—	—	—	—	—	
62121	Offices of dentists . . . . .	289	2 288	9 869	48	22	20	6	—	—	—	—	—	—	
621210	Offices of dentists . . . . .	289	2 288	9 869	48	22	20	6	—	—	—	—	—	—	
6213	Offices of other health practitioners . . . . .	113	528	2 436	22	14	4	3	1	—	—	—	—	—	
6214	Outpatient care centers . . . . .	258	1 695	7 734	10	3	1	3	2	—	1	—	—	—	
62142	Outpatient mental health, substance abuse ctrs . . . . .	(C)	(D)	(D)	3	1	—	—	1	—	1	—	—	—	
6215	Medical & diagnostic laboratories . . . . .	(E)	(D)	(D)	4	—	1	1	—	1	1	—	—	—	
62151	Medical & diagnostic laboratories . . . . .	(E)	(D)	(D)	4	—	1	1	—	1	1	—	—	—	
6216	Home health care services . . . . .	257	1 089	4 243	6	—	—	1	4	1	—	—	—	—	
62161	Home health care services . . . . .	257	1 089	4 243	6	—	—	1	4	1	—	—	—	—	
621610	Home health care services . . . . .	257	1 089	4 243	6	—	—	1	4	1	—	—	—	—	
622	Hospitals . . . . .	(G)	(D)	(D)	1	—	—	—	—	—	—	—	—	1	
6221	General medical & surgical hospitals . . . . .	(G)	(D)	(D)	1	—	—	—	—	—	—	—	—	1	
62211	General medical & surgical hospitals . . . . .	(G)	(D)	(D)	1	—	—	—	—	—	—	—	—	1	
623	Nursing & residential care facilities . . . . .	1 523	6 511	25 139	36	2	4	13	7	5	5	—	—	—	
6231	Nursing care facilities . . . . .	1 000	4 244	17 353	13	1	—	1	2	5	4	—	—	—	
62311	Nursing care facilities . . . . .	1 000	4 244	17 353	13	1	—	1	2	5	4	—	—	—	
623110	Nursing care facilities . . . . .	1 000	4 244	17 353	13	1	—	1	2	5	4	—	—	—	
6232	Residential mental retardation, health facil . . . . .	(C)	(D)	(D)	16	1	4	10	1	—	—	—	—	—	
62321	Residential mental retardation facilities . . . . .	123	486	1 611	11	—	2	9	—	—	—	—	—	—	
623210	Residential mental retardation facilities . . . . .	123	486	1 611	11	—	2	9	—	—	—	—	—	—	
6233	Community care facilities for the elderly . . . . .	318	1 343	5 003	6	—	—	2	3	—	1	—	—	—	
62331	Community care facilities for the elderly . . . . .	318	1 343	5 003	6	—	—	2	3	—	1	—	—	—	
624	Social assistance . . . . .	(G)	(D)	(D)	62	31	10	7	8	4	1	1	—	—	
6241	Individual & family services . . . . .	583	1 739	7 423	25	13	5	1	2	3	1	—	—	—	
62411	Child & youth services . . . . .	249	676	2 997	4	1	2	—	—	—	1	—	—	—	
624110	Child & youth services . . . . .	249	676	2 997	4	1	2	—	—	—	1	—	—	—	
62419	Other individual & family services . . . . .	302	970	4 004	15	9	1	—	2	3	—	—	—	—	
624190	Other individual & family services . . . . .	302	970	4 004	15	9	1	—	2	3	—	—	—	—	
6242	Community, emergency & other relief services . . . . .	(E)	(D)	(D)	9	5	1	1	1	—	—	1	—	—	
62422	Community housing services . . . . .	(E)	(D)	(D)	4	2	—	—	1	—	—	1	—	—	
6244	Child day care services . . . . .	298	762	3 293	27	13	3	5	5	1	—	—	—	—	
62441	Child day care services . . . . .	298	762	3 293	27	13	3	5	5	1	—	—	—	—	
624410	Child day care services . . . . .	298	762	3 293	27	13	3	5	5	1	—	—	—	—	

See footnotes at end of table.

**Table 6. Counties—Employees, Payroll, and Establishments by Industry: 2000—Con.**

[Excludes most government employees, railroad employees, and self-employed persons. Size class 1 to 4 includes establishments with payroll, but no employees, during mid-March pay period. (D) denotes figures withheld to avoid disclosing data for individual companies; the data are included in broader industry totals. Detailed industries with 100 or more employees are shown if industry was not a (D). For explanation of terms, abbreviations, and data reliability/comparability, see introductory text]

NAICS code	Industry	Number of employees for week including March 12	Payroll (\$1,000)		Total number of establishments	Number of establishments by employment-size class									
			First quarter	Annual		1 to 4	5 to 9	10 to 19	20 to 49	50 to 99	100 to 249	250 to 499	500 to 999	1,000 or more	
<b>DELAWARE—Con.</b>															
<b>71</b>	<b>Arts, entertainment &amp; recreation</b> .....	<b>547</b>	<b>1 378</b>	<b>6 021</b>	<b>45</b>	<b>22</b>	<b>6</b>	<b>8</b>	<b>7</b>	<b>2</b>	—	—	—	—	
711	Performing arts, spectator sports & related industries .....	(C)	(D)	(D)	10	8	1	—	—	1	—	—	—	—	
713	Amusement, gambling & recreation industries .....	367	869	4 101	33	14	5	7	7	—	—	—	—	—	
7139	Other amusement & recreation industries .....	312	693	3 410	29	14	4	5	6	—	—	—	—	—	
71394	Fitness & recreational sports centers .....	106	174	731	11	5	1	3	2	—	—	—	—	—	
713940	Fitness & recreational sports centers .....	106	174	731	11	5	1	3	2	—	—	—	—	—	
<b>72</b>	<b>Accommodation &amp; food services</b> .....	<b>5 058</b>	<b>11 021</b>	<b>44 444</b>	<b>236</b>	<b>66</b>	<b>32</b>	<b>49</b>	<b>61</b>	<b>22</b>	<b>6</b>	—	—	—	
721	Accommodation .....	250	596	2 332	18	10	1	3	3	—	1	—	—	—	
7211	Traveler accommodation .....	(C)	(D)	(D)	16	8	1	3	3	—	1	—	—	—	
72111	Hotels (exc casino hotels) & motels .....	(C)	(D)	(D)	16	8	1	3	3	—	1	—	—	—	
722	Food services & drinking places .....	4 808	10 425	42 112	218	56	31	46	58	22	5	—	—	—	
7221	Full-service restaurants .....	2 270	5 009	19 586	80	18	12	13	21	12	4	—	—	—	
72211	Full-service restaurants .....	2 270	5 009	19 586	80	18	12	13	21	12	4	—	—	—	
722110	Full-service restaurants .....	2 270	5 009	19 586	80	18	12	13	21	12	4	—	—	—	
7222	Limited-service eating places .....	2 145	4 581	18 871	93	14	13	22	34	9	1	—	—	—	
72221	Limited-service eating places .....	2 145	4 581	18 871	93	14	13	22	34	9	1	—	—	—	
722211	Limited-service restaurants .....	2 020	4 303	17 614	82	8	11	20	34	8	1	—	—	—	
7223	Special food services .....	176	374	1 708	17	9	1	4	3	—	—	—	—	—	
7224	Drinking places (alcoholic beverages) .....	217	461	1 947	28	15	5	7	—	1	—	—	—	—	
72241	Drinking places (alcoholic beverages) .....	217	461	1 947	28	15	5	7	—	1	—	—	—	—	
722410	Drinking places (alcoholic beverages) .....	217	461	1 947	28	15	5	7	—	1	—	—	—	—	
<b>81</b>	<b>Other services (except public administration)</b> .....	<b>2 776</b>	<b>10 493</b>	<b>44 820</b>	<b>343</b>	<b>189</b>	<b>84</b>	<b>41</b>	<b>22</b>	<b>5</b>	<b>2</b>	—	—	—	
811	Repair & maintenance .....	576	3 100	13 073	89	46	23	13	7	—	—	—	—	—	
8111	Automotive repair & maintenance .....	442	2 291	9 265	67	34	16	12	5	—	—	—	—	—	
81111	Automotive mechanical & electrical R&M .....	238	1 267	5 025	38	18	11	7	2	—	—	—	—	—	
811111	General automotive repair .....	137	702	2 952	22	11	6	4	1	—	—	—	—	—	
811119	Other automotive R&M .....	132	492	2 081	15	7	4	1	3	—	—	—	—	—	
812	Personal & laundry services .....	996	3 545	15 437	87	48	19	13	4	1	2	—	—	—	
8121	Personal care services .....	(C)	(D)	(D)	39	17	13	8	1	—	—	—	—	—	
81211	Hair, nail & skin care services .....	178	560	2 181	29	13	9	6	1	—	—	—	—	—	
812112	Beauty salons .....	169	521	2 028	26	10	9	6	1	—	—	—	—	—	
8122	Death care services .....	176	664	2 752	14	9	1	2	1	1	—	—	—	—	
81222	Cemeteries & crematories .....	122	280	1 211	5	3	—	—	1	1	—	—	—	—	
812220	Cemeteries & crematories .....	122	280	1 211	5	3	—	—	1	1	—	—	—	—	
8123	Drycleaning & laundry services .....	335	1 201	5 195	23	12	5	3	2	—	1	—	—	—	
81233	Linen & uniform supply .....	(C)	(D)	(D)	2	—	—	—	1	—	1	—	—	—	
8129	Other personal services .....	(C)	(D)	(D)	11	10	—	—	—	—	1	—	—	—	
81292	Photofinishing .....	(C)	(D)	(D)	1	—	—	—	—	—	1	—	—	—	
813	Religious, grantmaking, civic, prof & like organizations .....	1 204	3 848	16 310	167	95	42	15	11	4	—	—	—	—	
8131	Religious organizations .....	699	1 993	8 275	106	57	30	11	6	2	—	—	—	—	
81311	Religious organizations .....	699	1 993	8 275	106	57	30	11	6	2	—	—	—	—	
813110	Religious organizations .....	699	1 993	8 275	106	57	30	11	6	2	—	—	—	—	
8134	Civic & social organizations .....	281	684	2 840	23	12	4	2	4	1	—	—	—	—	
81341	Civic & social organizations .....	281	684	2 840	23	12	4	2	4	1	—	—	—	—	
813410	Civic & social organizations .....	281	684	2 840	23	12	4	2	4	1	—	—	—	—	
8139	Business, labor, political, like organizations .....	198	1 001	4 448	31	21	7	1	1	1	—	—	—	—	
<b>95</b>	<b>Auxiliaries (exc corporate, subsidiary &amp; regional mgt)</b> .....	<b>111</b>	<b>936</b>	<b>3 819</b>	<b>4</b>	—	<b>1</b>	<b>1</b>	<b>1</b>	<b>1</b>	—	—	—	—	
<b>99</b>	<b>Unclassified establishments</b> .....	<b>(B)</b>	<b>(D)</b>	<b>(D)</b>	<b>9</b>	<b>8</b>	—	—	<b>1</b>	—	—	—	—	—	
<b>DUBOIS</b>															
	<b>Total</b> .....	<b>28 796</b>	<b>193 254</b>	<b>805 661</b>	<b>1 259</b>	<b>598</b>	<b>275</b>	<b>172</b>	<b>108</b>	<b>49</b>	<b>36</b>	<b>11</b>	<b>9</b>	<b>1</b>	
<b>11</b>	<b>Forestry, fishing, hunting, and agriculture support</b> .....	<b>(B)</b>	<b>(D)</b>	<b>(D)</b>	<b>4</b>	<b>3</b>	—	—	<b>1</b>	—	—	—	—	—	
<b>21</b>	<b>Mining</b> .....	<b>77</b>	<b>865</b>	<b>3 225</b>	<b>5</b>	<b>2</b>	<b>1</b>	<b>1</b>	—	<b>1</b>	—	—	—	—	
<b>22</b>	<b>Utilities</b> .....	<b>44</b>	<b>388</b>	<b>1 689</b>	<b>5</b>	<b>3</b>	<b>1</b>	—	<b>1</b>	—	—	—	—	—	
<b>23</b>	<b>Construction</b> .....	<b>1 239</b>	<b>9 114</b>	<b>38 332</b>	<b>163</b>	<b>100</b>	<b>34</b>	<b>12</b>	<b>14</b>	<b>3</b>	—	—	—	—	
233	Building, developing & general contracting .....	507	3 837	14 980	64	40	15	2	5	2	—	—	—	—	
2332	Residential building construction .....	(C)	(D)	(D)	55	40	14	—	1	—	—	—	—	—	
23321	Single-family housing construction .....	183	1 095	4 506	53	39	13	—	1	—	—	—	—	—	
233210	Single-family housing construction .....	183	1 095	4 506	53	39	13	—	1	—	—	—	—	—	
2333	Nonresidential building construction .....	(E)	(D)	(D)	8	—	1	2	3	2	—	—	—	—	
23332	Commercial & institutional bldg construction ..	212	2 202	7 669	6	—	1	2	1	2	—	—	—	—	
233320	Commercial & institutional bldg construction ..	212	2 202	7 669	6	—	1	2	1	2	—	—	—	—	
234	Heavy construction .....	114	763	4 243	10	4	2	2	2	—	—	—	—	—	
235	Special trade contractors .....	618	4 514	19 109	89	56	17	8	7	1	—	—	—	—	
2351	Plumbing, heating & AC contractor .....	182	1 399	5 558	16	9	2	1	4	—	—	—	—	—	
23511	Plumbing, heating & AC contractor .....	182	1 399	5 558	16	9	2	1	4	—	—	—	—	—	
235110	Plumbing, heating & AC contractor .....	182	1 399	5 558	16	9	2	1	4	—	—	—	—	—	
2353	Electrical contractors .....	162	1 446	6 308	12	4	4	2	1	1	—	—	—	—	
23531	Electrical contractors .....	162	1 446	6 308	12	4	4	2	1	1	—	—	—	—	
235310	Electrical contractors .....	162	1 446	6 308	12	4	4	2	1	1	—	—	—	—	

See footnotes at end of table.

**Table 6. Counties—Employees, Payroll, and Establishments by Industry: 2000—Con.**

[Excludes most government employees, railroad employees, and self-employed persons. Size class 1 to 4 includes establishments with payroll, but no employees, during mid-March pay period. (D) denotes figures withheld to avoid disclosing data for individual companies; the data are included in broader industry totals. Detailed industries with 100 or more employees are shown if industry was not a (D). For explanation of terms, abbreviations, and data reliability/comparability, see introductory text]

NAICS code	Industry	Number of employees for week including March 12	Payroll (\$1,000)		Total number of establishments	Number of establishments by employment-size class									
			First quarter	Annual		1 to 4	5 to 9	10 to 19	20 to 49	50 to 99	100 to 249	250 to 499	500 to 999	1,000 or more	
<b>DUBOIS—Con.</b>															
<b>31-33</b>	<b>Manufacturing</b>	<b>13 326</b>	<b>92 297</b>	<b>388 460</b>	<b>112</b>	<b>14</b>	<b>21</b>	<b>14</b>	<b>19</b>	<b>11</b>	<b>17</b>	<b>8</b>	<b>7</b>	<b>1</b>	
311	Food mfg	596	4 010	17 008	8	—	5	—	1	1	—	1	—	—	
3115	Dairy product mfg	(F)	(D)	(D)	2	—	—	—	—	1	—	1	—	—	
31151	Dairy product (exc frozen) mfg	(F)	(D)	(D)	2	—	—	—	—	1	—	1	—	—	
321	Wood product mfg	1 792	11 312	50 646	24	1	4	6	4	4	3	2	—	—	
3212	Veneer, plywood & engineered wood product mfg	703	4 760	20 991	4	—	—	—	—	1	2	1	—	—	
32121	Veneer, plywood & engineered wood product mfg	703	4 760	20 991	4	—	—	—	—	1	2	1	—	—	
3219	Other wood product mfg	1 027	6 229	28 309	15	1	2	4	3	3	1	1	—	—	
32191	Millwork	1 002	6 135	27 924	12	—	1	3	3	3	1	1	—	—	
321912	Cut stock, resawing lumber & planing	969	5 999	27 274	9	—	—	1	3	3	1	1	—	—	
322	Paper mfg	210	1 272	5 303	3	—	—	—	1	1	1	—	—	—	
3222	Converted paper product mfg	210	1 272	5 303	3	—	—	—	1	1	1	—	—	—	
32221	Paperboard container mfg	210	1 272	5 303	3	—	—	—	1	1	1	—	—	—	
322211	Corrugated & solid fiber box mfg	210	1 272	5 303	3	—	—	—	1	1	1	—	—	—	
323	Printing & related support activities	244	1 640	6 864	6	2	1	1	1	—	1	—	—	—	
3231	Printing & related support activities	244	1 640	6 864	6	2	1	1	1	—	1	—	—	—	
32312	Printing support activities	(C)	(D)	(D)	2	1	—	—	—	—	1	—	—	—	
326	Plastics & rubber products mfg	1 025	7 454	32 010	6	—	—	—	4	—	1	—	1	—	
3261	Plastics product mfg	(C)	(D)	(D)	4	—	—	—	3	—	1	—	—	—	
32619	Other plastics product mfg	(C)	(D)	(D)	2	—	—	—	1	—	1	—	—	—	
3262	Rubber product mfg	(F)	(D)	(D)	2	—	—	—	1	—	—	—	1	—	
32629	Other rubber product mfg	(F)	(D)	(D)	2	—	—	—	1	—	—	—	1	—	
333	Machinery mfg	105	867	3 468	5	1	1	1	2	—	—	—	—	—	
334	Computer & electronic product mfg	(F)	(D)	(D)	1	—	—	—	—	—	—	—	1	—	
3344	Semiconductor & oth electronic component mfg	(F)	(D)	(D)	1	—	—	—	—	—	—	—	1	—	
33441	Semiconductor & oth electronic component mfg	(F)	(D)	(D)	1	—	—	—	—	—	—	—	1	—	
336	Transportation equipment mfg	(G)	(D)	(D)	2	—	—	—	1	—	—	—	—	1	
3363	Motor vehicle parts mfg	(G)	(D)	(D)	2	—	—	—	1	—	—	—	—	1	
33631	Motor vehicle gas engine & engine parts mfg	(G)	(D)	(D)	1	—	—	—	—	—	—	—	—	1	
337	Furniture & related product mfg	6 755	47 693	196 628	38	2	5	3	4	4	10	5	5	—	
3371	HH & institutional furniture & kitchen cabinet mfg	3 950	26 077	110 428	25	2	2	3	3	3	7	2	3	—	
33711	Wood kitchen cabinet & countertop mfg	923	5 910	27 810	9	2	2	—	3	—	—	1	1	—	
337110	Wood kitchen cabinet & countertop mfg	923	5 910	27 810	9	2	2	—	3	—	—	1	1	—	
33712	Household & institutional furniture mfg	3 027	20 167	82 618	16	—	—	3	—	3	7	1	2	—	
337122	Nonupholstered wood household furniture mfg	1 063	7 796	32 188	9	—	—	1	—	3	4	1	—	—	
3372	Office furniture (including fixtures) mfg	2 805	21 616	86 200	13	—	3	—	1	1	3	3	2	—	
33721	Office furniture (including fixtures) mfg	2 805	21 616	86 200	13	—	3	—	1	1	3	3	2	—	
339	Miscellaneous mfg	121	840	4 512	6	3	2	—	—	—	1	—	—	—	
3399	Other miscellaneous mfg	(C)	(D)	(D)	4	2	1	—	—	—	1	—	—	—	
33994	Office supplies (exc paper) mfg	(C)	(D)	(D)	1	—	—	—	—	—	1	—	—	—	
<b>42</b>	<b>Wholesale trade</b>	<b>1 458</b>	<b>12 940</b>	<b>57 744</b>	<b>76</b>	<b>41</b>	<b>13</b>	<b>11</b>	<b>8</b>	<b>1</b>	<b>1</b>	—	<b>1</b>	—	
421	Wholesale trade, durable goods	1 056	10 322	47 145	55	31	13	3	6	1	—	—	1	—	
4212	Furniture & home furnishing whsle	(F)	(D)	(D)	6	2	2	—	1	—	—	—	1	—	
42121	Furniture whsle	(F)	(D)	(D)	4	1	1	—	1	—	—	—	1	—	
4214	Professional & commercial equip & supp whsle	106	881	4 247	3	—	1	1	—	1	—	—	—	—	
42143	Computer & peripheral equip & software whsle	106	881	4 247	3	—	1	1	—	1	—	—	—	—	
421430	Computer & peripheral equip & software whsle	106	881	4 247	3	—	1	1	—	1	—	—	—	—	
4218	Machinery, equipment & supplies whsle	200	1 405	6 107	21	12	3	2	4	—	—	—	—	—	
42182	Farm & garden machinery & equipment whsle	110	794	3 449	6	1	1	2	2	—	—	—	—	—	
421820	Farm & garden machinery & equipment whsle	110	794	3 449	6	1	1	2	2	—	—	—	—	—	
422	Wholesale trade, nondurable goods	402	2 618	10 599	21	10	—	8	2	—	—	—	—	—	
4224	Grocery & related product whsle	298	1 947	7 867	4	—	—	1	2	—	1	—	—	—	
42244	Poultry & poultry product whsle	(E)	(D)	(D)	3	—	—	1	1	—	1	—	—	—	
<b>44-45</b>	<b>Retail trade</b>	<b>3 317</b>	<b>13 767</b>	<b>58 769</b>	<b>235</b>	<b>90</b>	<b>75</b>	<b>39</b>	<b>20</b>	<b>4</b>	<b>6</b>	<b>1</b>	—	—	
441	Motor vehicle & parts dealers	507	3 517	15 225	25	8	10	1	3	1	2	—	—	—	
4411	Automobile dealers	(E)	(D)	(D)	6	1	1	—	1	1	2	—	—	—	
44111	New car dealers	353	2 610	11 009	5	—	1	—	1	1	2	—	—	—	
441110	New car dealers	353	2 610	11 009	5	—	1	—	1	1	2	—	—	—	
4413	Automotive parts, accessories & tire stores	(C)	(D)	(D)	17	6	8	1	2	—	—	—	—	—	
44131	Automotive parts, accessories & tire stores	104	600	2 779	13	5	6	1	1	—	—	—	—	—	
441310	Automotive parts, accessories & tire stores	104	600	2 779	13	5	6	1	1	—	—	—	—	—	
442	Furniture & home furnishing stores	110	481	2 163	17	7	7	2	1	—	—	—	—	—	
444	Bldg material & garden equip & supp dealers	360	1 880	8 766	31	14	6	6	4	1	—	—	—	—	
4441	Building material & supplies dealers	153	923	4 096	19	11	4	2	2	—	—	—	—	—	
44419	Other building material dealers	108	726	3 130	11	6	2	1	2	—	—	—	—	—	
444190	Other building material dealers	108	726	3 130	11	6	2	1	2	—	—	—	—	—	
4442	Lawn & garden equip & supplies stores	207	957	4 670	12	3	2	4	2	1	—	—	—	—	
44422	Nursery & garden centers	(C)	(D)	(D)	11	3	2	3	2	1	—	—	—	—	

See footnotes at end of table.

**Table 6. Counties—Employees, Payroll, and Establishments by Industry: 2000—Con.**

[Excludes most government employees, railroad employees, and self-employed persons. Size class 1 to 4 includes establishments with payroll, but no employees, during mid-March pay period. (D) denotes figures withheld to avoid disclosing data for individual companies; the data are included in broader industry totals. Detailed industries with 100 or more employees are shown if industry was not a (D). For explanation of terms, abbreviations, and data reliability/comparability, see introductory text]

NAICS code	Industry	Number of employees for week including March 12	Payroll (\$1,000)		Total number of establishments	Number of establishments by employment-size class								
			First quarter	Annual		1 to 4	5 to 9	10 to 19	20 to 49	50 to 99	100 to 249	250 to 499	500 to 999	1,000 or more
<b>DUBOIS—Con.</b>														
<b>44-45 Retail trade—Con.</b>														
445	Food & beverage stores .....	553	1 203	5 171	24	6	9	2	3	2	2	-	-	-
4451	Grocery stores .....	494	1 094	4 676	15	4	2	2	3	2	2	-	-	-
44511	Grocery (except convenience) stores .....	478	1 047	4 376	11	1	2	1	3	2	2	-	-	-
445110	Grocery (except convenience) stores .....	478	1 047	4 376	11	1	2	1	3	2	2	-	-	-
447	Gasoline stations .....	231	664	2 807	29	6	14	8	1	-	-	-	-	-
4471	Gasoline stations .....	231	664	2 807	29	6	14	8	1	-	-	-	-	-
44711	Gasoline stations with convenience stores .....	201	573	2 432	22	3	10	8	1	-	-	-	-	-
447110	Gasoline stations with convenience stores .....	201	573	2 432	22	3	10	8	1	-	-	-	-	-
448	Clothing & clothing accessories stores .....	268	698	2 890	30	10	11	6	3	-	-	-	-	-
4481	Clothing stores .....	189	488	1 986	18	5	6	4	3	-	-	-	-	-
44814	Family clothing stores .....	100	289	1 121	6	2	-	1	3	-	-	-	-	-
448140	Family clothing stores .....	100	289	1 121	6	2	-	1	3	-	-	-	-	-
451	Sporting goods, hobby, book & music stores .....	114	255	1 154	13	7	1	4	1	-	-	-	-	-
452	General merchandise stores .....	631	2 191	9 850	12	3	5	1	1	-	1	1	-	-
4521	Department stores .....	552	1 980	8 936	3	1	-	-	-	-	1	1	-	-
45211	Department stores .....	552	1 980	8 936	3	1	-	-	-	-	1	1	-	-
452110	Department stores .....	552	1 980	8 936	3	1	-	-	-	-	1	1	-	-
453	Miscellaneous store retailers .....	122	538	2 092	23	14	6	1	2	-	-	-	-	-
454	Nonstore retailers .....	300	1 649	5 943	11	4	2	3	1	-	1	-	-	-
4541	Electronic shopping & mail-order houses .....	(C)	(D)	(D)	3	1	-	-	1	-	1	-	-	-
45411	Electronic shopping & mail-order houses .....	(C)	(D)	(D)	3	1	-	-	1	-	1	-	-	-
<b>48-49 Transportation &amp; warehousing .....</b>														
484	Truck transportation .....	735	6 059	26 063	50	29	9	4	3	4	1	-	-	-
4841	General freight trucking .....	387	3 587	15 470	23	12	5	1	2	3	-	-	-	-
48412	General freight trucking, long-distance .....	353	3 373	14 346	15	7	3	1	1	3	-	-	-	-
484121	General freight trucking, long-distance, TL .....	353	3 373	14 346	15	7	3	1	1	3	-	-	-	-
4842	Specialized freight trucking .....	348	2 472	10 593	27	17	4	3	1	1	1	-	-	-
48421	Used household & office goods moving .....	109	911	3 775	3	-	1	-	1	1	-	-	-	-
484210	Used household & office goods moving .....	109	911	3 775	3	-	1	-	1	1	-	-	-	-
48422	Specialized freight (exc used) trucking, local .....	218	1 435	6 276	19	14	2	2	-	-	1	-	-	-
484220	Specialized freight (exc used) trucking, local .....	218	1 435	6 276	19	14	2	2	-	-	1	-	-	-
488	Transportation support activities .....	152	1 062	4 855	6	3	1	-	1	-	1	-	-	-
4884	Road transportation support activities .....	(C)	(D)	(D)	1	-	-	-	-	-	1	-	-	-
48849	Other road transportation support activities .....	(C)	(D)	(D)	1	-	-	-	-	-	1	-	-	-
<b>51</b>	<b>Information .....</b>	<b>175</b>	<b>865</b>	<b>3 647</b>	<b>11</b>	<b>2</b>	<b>3</b>	<b>3</b>	<b>2</b>	<b>1</b>	-	-	-	-
<b>52</b>	<b>Finance &amp; insurance .....</b>	<b>540</b>	<b>4 082</b>	<b>15 881</b>	<b>80</b>	<b>49</b>	<b>22</b>	<b>4</b>	<b>1</b>	<b>4</b>	-	-	-	-
522	Credit intermediation & related activities .....	430	3 256	12 496	39	16	15	3	1	4	-	-	-	-
5221	Depository credit intermediation .....	(E)	(D)	(D)	32	10	14	3	1	4	-	-	-	-
52211	Commercial banking .....	394	3 040	11 606	30	10	12	3	1	4	-	-	-	-
522110	Commercial banking .....	394	3 040	11 606	30	10	12	3	1	4	-	-	-	-
<b>53</b>	<b>Real estate &amp; rental &amp; leasing .....</b>	<b>210</b>	<b>716</b>	<b>3 075</b>	<b>42</b>	<b>30</b>	<b>7</b>	<b>4</b>	-	<b>1</b>	-	-	-	-
531	Real estate .....	162	585	2 500	32	27	1	3	-	1	-	-	-	-
<b>54</b>	<b>Professional, scientific &amp; technical services .....</b>	<b>419</b>	<b>3 034</b>	<b>13 062</b>	<b>70</b>	<b>44</b>	<b>15</b>	<b>8</b>	<b>2</b>	<b>1</b>	-	-	-	-
541	Professional, scientific & technical services .....	419	3 034	13 062	70	44	15	8	2	1	-	-	-	-
5413	Architectural, engineering & related services .....	142	1 400	6 515	12	7	2	1	1	1	-	-	-	-
54133	Engineering services .....	130	1 348	6 168	8	5	-	1	1	1	-	-	-	-
541330	Engineering services .....	130	1 348	6 168	8	5	-	1	1	1	-	-	-	-
<b>55</b>	<b>Management of companies &amp; enterprises .....</b>	<b>1 220</b>	<b>16 984</b>	<b>62 766</b>	<b>16</b>	<b>3</b>	<b>1</b>	<b>4</b>	<b>2</b>	<b>1</b>	<b>3</b>	<b>2</b>	-	-
551	Management of companies & enterprises .....	1 220	16 984	62 766	16	3	1	4	2	1	3	2	-	-
5511	Management of companies & enterprises .....	1 220	16 984	62 766	16	3	1	4	2	1	3	2	-	-
55111	Management of companies & enterprises .....	1 220	16 984	62 766	16	3	1	4	2	1	3	2	-	-
<b>56</b>	<b>Admin. support, waste mgt, remediation services .....</b>	<b>453</b>	<b>3 336</b>	<b>14 346</b>	<b>35</b>	<b>23</b>	<b>3</b>	<b>3</b>	<b>4</b>	<b>1</b>	<b>1</b>	-	-	-
561	Administrative & support services .....	442	3 225	13 885	32	21	2	3	4	1	1	-	-	-
5613	Employment services .....	271	2 368	10 145	3	-	-	-	1	1	1	-	-	-
56132	Temporary help services .....	(C)	(D)	(D)	2	-	-	-	1	1	-	-	-	-
56133	Employee leasing services .....	(C)	(D)	(D)	1	-	-	-	-	-	1	-	-	-
5617	Services to buildings & dwellings .....	119	373	1 550	17	11	1	3	2	-	-	-	-	-
<b>61</b>	<b>Educational services .....</b>	<b>346</b>	<b>1 569</b>	<b>5 974</b>	<b>7</b>	<b>2</b>	<b>1</b>	-	<b>1</b>	<b>1</b>	<b>2</b>	-	-	-
611	Educational services .....	346	1 569	5 974	7	2	1	-	1	1	2	-	-	-
6111	Elementary & secondary schools .....	306	1 525	5 802	3	-	-	-	-	1	2	-	-	-
61111	Elementary & secondary schools .....	306	1 525	5 802	3	-	-	-	-	1	2	-	-	-
611110	Elementary & secondary schools .....	306	1 525	5 802	3	-	-	-	-	1	2	-	-	-

See footnotes at end of table.

**Table 6. Counties—Employees, Payroll, and Establishments by Industry: 2000—Con.**

[Excludes most government employees, railroad employees, and self-employed persons. Size class 1 to 4 includes establishments with payroll, but no employees, during mid-March pay period. (D) denotes figures withheld to avoid disclosing data for individual companies; the data are included in broader industry totals. Detailed industries with 100 or more employees are shown if industry was not a (D). For explanation of terms, abbreviations, and data reliability/comparability, see introductory text]

NAICS code	Industry	Number of employees for week including March 12	Payroll (\$1,000)		Total number of establishments	Number of establishments by employment-size class								
			First quarter	Annual		1 to 4	5 to 9	10 to 19	20 to 49	50 to 99	100 to 249	250 to 499	500 to 999	1,000 or more
<b>DUBOIS—Con.</b>														
<b>62</b>	<b>Health care and social assistance . . . . .</b>	<b>2 409</b>	<b>17 042</b>	<b>70 607</b>	<b>108</b>	<b>48</b>	<b>26</b>	<b>21</b>	<b>2</b>	<b>7</b>	<b>3</b>	—	<b>1</b>	—
621	Ambulatory health care services . . . . .	571	5 530	23 881	81	39	23	17	1	1	—	—	—	—
6211	Offices of physicians . . . . .	277	3 577	15 781	42	21	10	10	1	—	—	—	—	—
62111	Offices of physicians . . . . .	277	3 577	15 781	42	21	10	10	1	—	—	—	—	—
6212	Offices of dentists . . . . .	114	853	3 600	17	5	8	4	—	—	—	—	—	—
62121	Offices of dentists . . . . .	114	853	3 600	17	5	8	4	—	—	—	—	—	—
621210	Offices of dentists . . . . .	114	853	3 600	17	5	8	4	—	—	—	—	—	—
622	Hospitals . . . . .	(G)	(D)	(D)	2	—	—	—	—	—	1	—	1	—
6221	General medical & surgical hospitals . . . . .	(G)	(D)	(D)	2	—	—	—	—	—	1	—	1	—
62211	General medical & surgical hospitals . . . . .	(G)	(D)	(D)	2	—	—	—	—	—	1	—	1	—
623	Nursing & residential care facilities . . . . .	(F)	(D)	(D)	8	—	—	2	—	4	2	—	—	—
6231	Nursing care facilities . . . . .	607	2 514	10 243	7	—	—	1	—	4	2	—	—	—
62311	Nursing care facilities . . . . .	607	2 514	10 243	7	—	—	1	—	4	2	—	—	—
623110	Nursing care facilities . . . . .	607	2 514	10 243	7	—	—	1	—	4	2	—	—	—
624	Social assistance . . . . .	(C)	(D)	(D)	17	9	3	2	1	2	—	—	—	—
<b>71</b>	<b>Arts, entertainment &amp; recreation . . . . .</b>	<b>102</b>	<b>202</b>	<b>1 022</b>	<b>18</b>	<b>10</b>	<b>4</b>	<b>3</b>	<b>1</b>	—	—	—	—	—
<b>72</b>	<b>Accommodation &amp; food services . . . . .</b>	<b>1 478</b>	<b>3 218</b>	<b>13 983</b>	<b>85</b>	<b>22</b>	<b>17</b>	<b>22</b>	<b>18</b>	<b>5</b>	<b>1</b>	—	—	—
721	Accommodation . . . . .	197	429	2 001	6	3	—	—	1	1	1	—	—	—
7211	Traveler accommodation . . . . .	197	429	2 001	6	3	—	—	1	1	1	—	—	—
72111	Hotels (exc casino hotels) & motels . . . . .	(C)	(D)	(D)	5	2	—	—	1	1	1	—	—	—
722	Food services & drinking places . . . . .	1 281	2 789	11 982	79	19	17	22	17	4	—	—	—	—
7221	Full-service restaurants . . . . .	610	1 357	5 831	33	6	10	6	9	2	—	—	—	—
72211	Full-service restaurants . . . . .	610	1 357	5 831	33	6	10	6	9	2	—	—	—	—
722110	Full-service restaurants . . . . .	610	1 357	5 831	33	6	10	6	9	2	—	—	—	—
7222	Limited-service eating places . . . . .	571	1 243	5 313	29	6	1	12	8	2	—	—	—	—
72221	Limited-service eating places . . . . .	571	1 243	5 313	29	6	1	12	8	2	—	—	—	—
722211	Limited-service restaurants . . . . .	553	1 218	5 191	26	4	1	11	8	2	—	—	—	—
<b>81</b>	<b>Other services (except public administration) . . . . .</b>	<b>845</b>	<b>3 907</b>	<b>16 027</b>	<b>118</b>	<b>76</b>	<b>20</b>	<b>15</b>	<b>4</b>	<b>3</b>	—	—	—	—
811	Repair & maintenance . . . . .	339	2 162	9 279	49	35	7	4	1	2	—	—	—	—
8111	Automotive repair & maintenance . . . . .	219	1 341	5 528	32	23	4	3	1	1	—	—	—	—
81111	Automotive mechanical & electrical R&M . . . . .	151	980	3 934	19	13	3	2	—	1	—	—	—	—
811111	General automotive repair . . . . .	126	850	3 403	16	12	3	—	—	1	—	—	—	—
813	Religious, grantmaking, civic, prof & like organizations . . . . .	409	1 304	5 144	51	30	10	7	3	1	—	—	—	—
8131	Religious organizations . . . . .	286	1 066	4 150	30	16	7	4	2	1	—	—	—	—
81311	Religious organizations . . . . .	286	1 066	4 150	30	16	7	4	2	1	—	—	—	—
813110	Religious organizations . . . . .	286	1 066	4 150	30	16	7	4	2	1	—	—	—	—
<b>95</b>	<b>Auxiliaries (exc corporate, subsidiary &amp; regional mgt) . . . . .</b>	<b>143</b>	<b>1 160</b>	<b>3 530</b>	<b>6</b>	<b>1</b>	—	<b>2</b>	<b>3</b>	—	—	—	—	—
<b>99</b>	<b>Unclassified establishments . . . . .</b>	<b>(A)</b>	<b>(D)</b>	<b>(D)</b>	<b>2</b>	<b>2</b>	—	—	—	—	—	—	—	—
<b>ELKHART</b>														
	<b>Total . . . . .</b>	<b>118 354</b>	<b>859 864</b>	<b>3 377 157</b>	<b>5 012</b>	<b>2 105</b>	<b>1 049</b>	<b>733</b>	<b>638</b>	<b>246</b>	<b>179</b>	<b>38</b>	<b>16</b>	<b>8</b>
<b>11</b>	<b>Forestry, fishing, hunting, and agriculture support . . . . .</b>	<b>7</b>	<b>31</b>	<b>190</b>	<b>8</b>	<b>8</b>	—	—	—	—	—	—	—	—
<b>21</b>	<b>Mining . . . . .</b>	<b>(B)</b>	<b>(D)</b>	<b>(D)</b>	<b>4</b>	<b>2</b>	<b>1</b>	—	<b>1</b>	—	—	—	—	—
<b>22</b>	<b>Utilities . . . . .</b>	<b>(C)</b>	<b>(D)</b>	<b>(D)</b>	<b>3</b>	<b>1</b>	—	—	—	<b>1</b>	<b>1</b>	—	—	—
221	Utilities . . . . .	(C)	(D)	(D)	3	1	—	—	—	1	1	—	—	—
2211	Elec pwr generation, transmn & distribution . . . . .	(C)	(D)	(D)	3	1	—	—	—	1	1	—	—	—
22112	Electric pwr transmn, control & distribution . . . . .	(C)	(D)	(D)	1	—	—	—	—	—	1	—	—	—
<b>23</b>	<b>Construction . . . . .</b>	<b>5 245</b>	<b>41 508</b>	<b>185 098</b>	<b>554</b>	<b>325</b>	<b>124</b>	<b>56</b>	<b>38</b>	<b>9</b>	<b>1</b>	—	—	<b>1</b>
233	Building, developing & general contracting . . . . .	1 334	10 304	43 824	174	109	32	15	15	3	—	—	—	—
2332	Residential building construction . . . . .	(F)	(D)	(D)	139	94	26	12	6	1	—	—	—	—
23321	Single-family housing construction . . . . .	725	4 796	20 237	136	93	25	11	6	1	—	—	—	—
233210	Single-family housing construction . . . . .	725	4 796	20 237	136	93	25	11	6	1	—	—	—	—
2333	Nonresidential building construction . . . . .	566	5 258	22 465	28	10	4	3	9	2	—	—	—	—
23331	Mfg & industrial building construction . . . . .	424	3 866	15 662	10	—	—	1	7	2	—	—	—	—
233310	Mfg & industrial building construction . . . . .	424	3 866	15 662	10	—	—	1	7	2	—	—	—	—
23332	Commercial & institutional bldg construction . . . . .	142	1 392	6 803	18	10	4	2	2	—	—	—	—	—
233320	Commercial & institutional bldg construction . . . . .	142	1 392	6 803	18	10	4	2	2	—	—	—	—	—
234	Heavy construction . . . . .	1 263	12 362	59 812	15	8	2	—	2	2	—	—	—	1
2349	Other heavy construction . . . . .	(G)	(D)	(D)	13	8	2	—	1	1	—	—	—	1
23492	Pwr, communication transmn line construction . . . . .	(G)	(D)	(D)	3	—	1	—	—	1	—	—	—	1

See footnotes at end of table.



**Table 6. Counties—Employees, Payroll, and Establishments by Industry: 2000—Con.**

[Excludes most government employees, railroad employees, and self-employed persons. Size class 1 to 4 includes establishments with payroll, but no employees, during mid-March pay period. (D) denotes figures withheld to avoid disclosing data for individual companies; the data are included in broader industry totals. Detailed industries with 100 or more employees are shown if industry was not a (D). For explanation of terms, abbreviations, and data reliability/comparability, see introductory text]

NAICS code	Industry	Number of employees for week including March 12	Payroll (\$1,000)		Total number of establishments	Number of establishments by employment-size class									
			First quarter	Annual		1 to 4	5 to 9	10 to 19	20 to 49	50 to 99	100 to 249	250 to 499	500 to 999	1,000 or more	
<b>ELKHART—Con.</b>															
<b>23 Construction—Con.</b>															
235	Special trade contractors .....	2 648	18 842	81 462	365	208	90	41	21	4	1	—	—	—	
2351	Plumbing, heating & AC contractor .....	533	3 863	17 620	71	37	20	8	5	1	—	—	—	—	
23511	Plumbing, heating & AC contractor .....	533	3 863	17 620	71	37	20	8	5	1	—	—	—	—	
235110	Plumbing, heating & AC contractor .....	533	3 863	17 620	71	37	20	8	5	1	—	—	—	—	
2352	Painting & wall covering contractors .....	112	524	2 336	34	23	10	1	—	—	—	—	—	—	
23521	Painting & wall covering contractors .....	112	524	2 336	34	23	10	1	—	—	—	—	—	—	
235210	Painting & wall covering contractors .....	112	524	2 336	34	23	10	1	—	—	—	—	—	—	
2353	Electrical contractors .....	516	4 254	16 875	55	34	10	4	5	2	—	—	—	—	
23531	Electrical contractors .....	516	4 254	16 875	55	34	10	4	5	2	—	—	—	—	
235310	Electrical contractors .....	516	4 254	16 875	55	34	10	4	5	2	—	—	—	—	
2354	Masonry, drywall, insulation, tile contractors .....	189	1 030	4 572	34	21	6	7	—	—	—	—	—	—	
2355	Carpentry & floor contractors .....	232	1 301	5 262	35	15	15	3	2	—	—	—	—	—	
23551	Carpentry contractors .....	218	1 190	4 829	31	12	14	3	2	—	—	—	—	—	
235510	Carpentry contractors .....	218	1 190	4 829	31	12	14	3	2	—	—	—	—	—	
2356	Roofing, siding, & sheet metal contractors .....	244	1 532	7 511	32	20	4	5	3	—	—	—	—	—	
23561	Roofing, siding, & sheet metal contractors .....	244	1 532	7 511	32	20	4	5	3	—	—	—	—	—	
235610	Roofing, siding, & sheet metal contractors .....	244	1 532	7 511	32	20	4	5	3	—	—	—	—	—	
2357	Concrete contractors .....	119	582	3 055	23	13	6	4	—	—	—	—	—	—	
23571	Concrete contractors .....	119	582	3 055	23	13	6	4	—	—	—	—	—	—	
235710	Concrete contractors .....	119	582	3 055	23	13	6	4	—	—	—	—	—	—	
2359	Other special trade contractors .....	673	5 570	23 394	75	43	15	9	6	1	1	—	—	—	
23591	Structural steel erection contractors .....	184	2 136	6 939	7	2	1	2	1	—	1	—	—	—	
235910	Structural steel erection contractors .....	184	2 136	6 939	7	2	1	2	1	—	1	—	—	—	
23593	Excavation contractors .....	220	1 517	7 806	38	23	10	3	2	—	—	—	—	—	
235930	Excavation contractors .....	220	1 517	7 806	38	23	10	3	2	—	—	—	—	—	
23599	All other special trade contractors .....	157	1 031	5 257	24	16	3	2	3	—	—	—	—	—	
235990	All other special trade contractors .....	157	1 031	5 257	24	16	3	2	3	—	—	—	—	—	
<b>31-33</b>	<b>Manufacturing .....</b>	<b>61 327</b>	<b>484 497</b>	<b>1 913 812</b>	<b>902</b>	<b>152</b>	<b>125</b>	<b>129</b>	<b>198</b>	<b>136</b>	<b>115</b>	<b>28</b>	<b>13</b>	<b>6</b>	
311	Food mfg .....	798	4 895	21 075	23	3	6	5	3	4	2	—	—	—	
3115	Dairy product mfg .....	(C)	(D)	(D)	3	—	1	—	—	1	1	—	—	—	
31151	Dairy product (exc frozen) mfg .....	(C)	(D)	(D)	2	—	—	—	—	1	1	—	—	—	
3116	Animal slaughtering & processing .....	(C)	(D)	(D)	2	—	1	—	—	—	1	—	—	—	
31161	Animal slaughtering & processing .....	(C)	(D)	(D)	2	—	1	—	—	—	1	—	—	—	
3118	Bakeries & tortilla mfg .....	251	1 162	5 047	9	1	2	1	3	2	—	—	—	—	
31181	Bread & bakery product mfg .....	(C)	(D)	(D)	8	1	2	1	2	2	—	—	—	—	
314	Textile product mills .....	558	2 841	11 055	22	8	2	3	5	3	1	—	—	—	
3141	Textile furnishings mills .....	(E)	(D)	(D)	12	4	1	1	2	3	1	—	—	—	
31412	Curtain & linen mills .....	431	2 083	7 818	10	3	—	1	2	3	1	—	—	—	
314121	Curtain & drapery mills .....	431	2 083	7 818	10	3	—	1	2	3	1	—	—	—	
3149	Other textile product mills .....	(C)	(D)	(D)	10	4	1	2	3	—	—	—	—	—	
316	Leather & allied product mfg .....	(C)	(D)	(D)	3	1	—	—	1	1	—	—	—	—	
321	Wood product mfg .....	5 954	43 553	184 196	93	15	9	16	20	13	17	2	1	—	
3211	Sawmills & wood preservation .....	(C)	(D)	(D)	3	—	1	1	—	1	—	—	—	—	
32111	Sawmills & wood preservation .....	(C)	(D)	(D)	3	—	1	1	—	1	—	—	—	—	
3212	Veneer, plywood & engineered wood product mfg .....	(C)	(D)	(D)	8	2	—	—	5	1	—	—	—	—	
32121	Veneer, plywood & engineered wood product mfg .....	(C)	(D)	(D)	8	2	—	—	5	1	—	—	—	—	
3219	Other wood product mfg .....	5 615	41 539	175 803	82	13	8	15	15	11	17	2	1	—	
32191	Millwork .....	1 150	7 562	29 802	29	4	4	6	7	5	3	—	—	—	
321911	Wood window & door mfg .....	527	3 149	12 322	9	—	1	1	3	2	2	—	—	—	
321912	Cut stock, resawing lumber & planing .....	226	1 112	4 294	8	—	2	3	2	1	—	—	—	—	
321918	Other millwork (including flooring) .....	397	3 301	13 186	12	4	1	2	2	2	1	—	—	—	
32192	Wood container & pallet mfg .....	145	614	2 676	9	3	1	1	4	—	—	—	—	—	
321920	Wood container & pallet mfg .....	145	614	2 676	9	3	1	1	4	—	—	—	—	—	
32199	All other wood product mfg .....	4 320	33 363	143 325	44	6	3	8	4	6	14	2	1	—	
321991	Manufactured home (mobile home) mfg .....	3 748	29 872	127 493	24	—	—	1	4	5	11	2	1	—	
321992	Prefabricated wood building mfg .....	356	2 872	13 440	8	2	1	—	1	2	—	—	—	—	
321999	All other miscellaneous wood product mfg .....	216	619	2 392	12	4	1	6	—	—	1	—	—	—	
322	Paper mfg .....	(E)	(D)	(D)	4	—	—	—	1	1	2	—	—	—	
3222	Converted paper product mfg .....	(E)	(D)	(D)	4	—	—	—	1	1	2	—	—	—	
32221	Paperboard container mfg .....	(E)	(D)	(D)	4	—	—	—	1	1	2	—	—	—	
323	Printing & related support activities .....	462	3 624	15 383	24	8	8	2	2	3	1	—	—	—	
3231	Printing & related support activities .....	462	3 624	15 383	24	8	8	2	2	3	1	—	—	—	
32311	Printing .....	(E)	(D)	(D)	22	7	7	2	2	3	1	—	—	—	
323110	Commercial lithographic printing .....	233	1 898	8 104	14	4	5	2	1	2	—	—	—	—	
325	Chemical mfg .....	929	9 751	38 749	22	4	2	9	3	2	1	1	—	—	
3252	Resin, syn rubber, artf & syn fibers, fil mfg .....	(C)	(D)	(D)	2	—	—	1	—	—	1	—	—	—	
32521	Resin & synthetic rubber mfg .....	(C)	(D)	(D)	2	—	—	1	—	—	1	—	—	—	
3254	Pharmaceutical & medicine mfg .....	(E)	(D)	(D)	2	1	—	—	—	—	—	1	—	—	
32541	Pharmaceutical & medicine mfg .....	(E)	(D)	(D)	2	1	—	—	—	—	—	1	—	—	
3255	Paint, coating & adhesive mfg .....	258	2 552	9 777	11	—	1	6	3	1	—	—	—	—	
32551	Paint & coating mfg .....	(C)	(D)	(D)	5	—	—	4	1	—	—	—	—	—	
32552	Adhesive mfg .....	(C)	(D)	(D)	6	—	1	2	2	1	—	—	—	—	

See footnotes at end of table.

**Table 6. Counties—Employees, Payroll, and Establishments by Industry: 2000—Con.**

[Excludes most government employees, railroad employees, and self-employed persons. Size class 1 to 4 includes establishments with payroll, but no employees, during mid-March pay period. (D) denotes figures withheld to avoid disclosing data for individual companies; the data are included in broader industry totals. Detailed industries with 100 or more employees are shown if industry was not a (D). For explanation of terms, abbreviations, and data reliability/comparability, see introductory text]

NAICS code	Industry	Number of employees for week including March 12	Payroll (\$1,000)		Total number of establishments	Number of establishments by employment-size class								
			First quarter	Annual		1 to 4	5 to 9	10 to 19	20 to 49	50 to 99	100 to 249	250 to 499	500 to 999	1,000 or more
<b>ELKHART—Con.</b>														
<b>31-33 Manufacturing—Con.</b>														
326	Plastics & rubber products mfg	5 484	38 802	148 606	102	5	15	12	32	19	18	1	—	—
3261	Plastics product mfg	4 102	29 696	110 308	82	5	14	8	27	14	13	1	—	—
32611	Unsupported plastics film, sheet, & bag mfg	(C)	(D)	(D)	4	—	1	1	1	1	—	—	—	—
32612	Plastics pipe, pipe fitting, & unsupported profile shape mfg	646	5 375	19 242	12	1	2	—	3	4	2	—	—	—
326121	Unsupported plastics profile shape mfg	257	1 875	7 597	6	1	1	—	1	2	1	—	—	—
326122	Plastics pipe & pipe fitting mfg	389	3 500	11 645	6	—	1	—	2	2	1	—	—	—
32614	Polystyrene foam product mfg	232	1 656	6 602	4	—	1	1	—	1	1	—	—	—
326140	Polystyrene foam product mfg	232	1 656	6 602	4	—	1	1	—	1	1	—	—	—
32615	Foam product (exc polystyrene) mfg	1 001	7 992	29 915	10	—	—	—	3	2	4	1	—	—
326150	Foam product (exc polystyrene) mfg	1 001	7 992	29 915	10	—	—	—	3	2	4	1	—	—
32619	Other plastics product mfg	2 065	13 149	48 404	50	4	9	5	20	6	6	—	—	—
3262	Rubber product mfg	1 382	9 106	38 298	20	—	1	4	5	5	5	—	—	—
32629	Other rubber product mfg	(G)	(D)	(D)	19	—	1	3	5	5	5	—	—	—
326291	Rubber product mfg for mechanical use	1 096	7 485	32 098	12	—	—	1	3	3	5	—	—	—
327	Nonmetallic mineral product mfg	1 922	13 936	59 276	38	6	6	9	8	5	3	—	1	—
3272	Glass & glass product mfg	1 133	7 559	29 955	11	—	—	3	4	2	1	—	1	—
32721	Glass & glass product mfg	1 133	7 559	29 955	11	—	—	3	4	2	1	—	1	—
3273	Cement & concrete product mfg	260	2 528	10 893	17	5	3	5	3	1	—	—	—	—
32732	Ready-mix concrete mfg	129	1 272	5 406	8	1	1	3	3	—	—	—	—	—
327320	Ready-mix concrete mfg	129	1 272	5 406	8	1	1	3	3	—	—	—	—	—
32739	Other concrete product mfg	(C)	(D)	(D)	7	4	2	—	—	1	—	—	—	—
3274	Lime & gypsum product mfg	482	3 660	17 511	5	—	—	—	1	2	2	—	—	—
32742	Gypsum product mfg	482	3 660	17 511	5	—	—	—	1	2	2	—	—	—
327420	Gypsum product mfg	482	3 660	17 511	5	—	—	—	1	2	2	—	—	—
331	Primary metal mfg	1 465	13 282	50 193	18	2	2	1	5	4	3	—	1	—
3312	Steel product mfg from purchased steel	(E)	(D)	(D)	4	—	—	1	—	2	1	—	—	—
33121	Iron, steel pipe & tube mfg from purchased steel	172	1 901	7 009	3	—	—	1	—	1	1	—	—	—
331210	Iron, steel pipe & tube mfg from purchased steel	172	1 901	7 009	3	—	—	1	—	1	1	—	—	—
3313	Alumina & aluminum production & processing	(E)	(D)	(D)	2	—	—	—	—	—	2	—	—	—
33131	Alumina & aluminum production & processing	(E)	(D)	(D)	2	—	—	—	—	—	2	—	—	—
3314	Nonferrous (exc alum) production & processing	(C)	(D)	(D)	4	—	1	—	2	1	—	—	—	—
33149	Other nonferrous roll, draw, extruding, alloying	(C)	(D)	(D)	2	—	—	—	1	1	—	—	—	—
3315	Foundries	656	6 727	25 186	4	—	1	—	1	1	—	—	1	—
33152	Nonferrous metal foundries	(F)	(D)	(D)	2	—	—	—	1	—	—	—	1	—
332	Fabricated metal product mfg	7 188	49 099	192 860	153	26	29	21	39	15	18	5	—	—
3321	Forging & stamping	617	3 673	14 803	18	1	4	4	5	1	3	—	—	—
33211	Forging & stamping	617	3 673	14 803	18	1	4	4	5	1	3	—	—	—
332116	Metal stamping	453	2 583	10 733	13	1	3	3	3	—	3	—	—	—
3322	Cutlery & handtool mfg	(C)	(D)	(D)	4	—	—	2	1	—	1	—	—	—
33221	Cutlery & handtool mfg	(C)	(D)	(D)	4	—	—	2	1	—	1	—	—	—
3323	Architectural & structural metals mfg	3 580	22 421	86 118	48	4	9	3	9	10	11	2	—	—
33231	Plate work & fabricated structural prod mfg	797	6 083	23 942	15	1	2	2	5	2	3	—	—	—
332311	Prefab metal building & component mfg	388	2 948	10 568	3	—	—	1	—	2	—	—	—	—
332312	Fabricated structural metal mfg	409	3 135	13 374	12	1	2	2	4	2	1	—	—	—
33232	Ornamental & architectural metal prod mfg	2 783	16 338	62 176	33	3	7	1	4	8	8	2	—	—
332321	Metal window & door mfg	1 554	7 663	30 538	13	2	1	—	2	3	3	2	—	—
332322	Sheet metal work mfg	1 071	7 464	28 115	15	—	3	1	2	5	4	—	—	—
332323	Ornamental & architectural metal work mfg	158	1 211	3 523	5	1	3	—	—	—	1	—	—	—
3324	Boiler, tank & shipping container mfg	(E)	(D)	(D)	2	—	—	—	1	—	—	—	1	—
33242	Metal tank (heavy gauge) mfg	(E)	(D)	(D)	1	—	—	—	—	—	—	—	1	—
3325	Hardware mfg	366	2 595	10 459	8	—	—	3	4	—	1	—	—	—
33251	Hardware mfg	366	2 595	10 459	8	—	—	3	4	—	1	—	—	—
332510	Hardware mfg	366	2 595	10 459	8	—	—	3	4	—	1	—	—	—
3327	Mach shops, turn prod, screw, nut, bolt mfg	651	4 781	19 972	38	13	11	3	8	3	—	—	—	—
33271	Machine shops	351	2 411	9 899	28	13	8	1	5	1	—	—	—	—
332710	Machine shops	351	2 411	9 899	28	13	8	1	5	1	—	—	—	—
33272	Turned product & screw, nut & bolt mfg	300	2 370	10 073	10	—	3	2	3	2	—	—	—	—
3328	Coating, engrave, heat treating & oth activity	348	2 615	8 811	13	1	3	3	5	—	1	—	—	—
33281	Coating, engrave, heat treating & oth activity	348	2 615	8 811	13	1	3	3	5	—	1	—	—	—
332813	Electroplating, polish, anodize, coloring	255	2 077	6 659	7	—	2	2	2	—	1	—	—	—
3329	Other fabricated metal product mfg	1 124	8 577	35 708	19	5	1	3	6	1	1	2	—	—
33291	Metal valve mfg	(E)	(D)	(D)	2	1	—	—	—	—	—	—	1	—
33299	All other fabricated metal product mfg	(F)	(D)	(D)	17	4	1	3	6	1	1	—	—	—
332999	All other misc fabricated metal product mfg	555	3 926	15 607	8	2	1	—	2	1	1	—	—	—
333	Machinery mfg	2 001	16 764	65 225	56	13	13	10	10	7	2	—	1	—
3331	Ag, construction & mining machinery mfg	(C)	(D)	(D)	2	—	—	—	—	1	1	—	—	—
33311	Agricultural implement mfg	(C)	(D)	(D)	2	—	—	—	—	1	1	—	—	—
3332	Industrial machinery mfg	123	690	2 529	7	1	3	1	1	1	—	—	—	—
3334	HVAC & commercial refrigeration equipment mfg	(F)	(D)	(D)	2	—	—	—	—	1	—	—	1	—
33341	HVAC & commercial refrigeration equipment mfg	(F)	(D)	(D)	2	—	—	—	—	1	—	—	1	—
3335	Metalworking machinery mfg	552	5 280	21 521	35	10	9	6	8	2	—	—	—	—
33351	Metalworking machinery mfg	552	5 280	21 521	35	10	9	6	8	2	—	—	—	—
333511	Industrial mold mfg	193	2 089	8 207	11	4	2	2	2	1	—	—	—	—
333514	Special die, tool, die set, jig & fixture mfg	222	1 954	8 192	19	5	6	4	4	—	—	—	—	—
3339	Other general purpose machinery mfg	315	2 076	8 245	8	2	—	2	1	2	1	—	—	—
33392	Material handling equipment mfg	(C)	(D)	(D)	1	—	—	—	—	—	1	—	—	—

See footnotes at end of table.

**Table 6. Counties—Employees, Payroll, and Establishments by Industry: 2000—Con.**

[Excludes most government employees, railroad employees, and self-employed persons. Size class 1 to 4 includes establishments with payroll, but no employees, during mid-March pay period. (D) denotes figures withheld to avoid disclosing data for individual companies; the data are included in broader industry totals. Detailed industries with 100 or more employees are shown if industry was not a (D). For explanation of terms, abbreviations, and data reliability/comparability, see introductory text]

NAICS code	Industry	Number of employees for week including March 12	Payroll (\$1,000)		Total number of establishments	Number of establishments by employment-size class									
			First quarter	Annual		1 to 4	5 to 9	10 to 19	20 to 49	50 to 99	100 to 249	250 to 499	500 to 999	1,000 or more	
<b>ELKHART—Con.</b>															
<b>31-33 Manufacturing—Con.</b>															
334	Computer & electronic product mfg . . . . .	2 278	18 882	58 367	16	6	1	—	3	2	1	1	2	—	
3342	Communications equipment mfg . . . . .	(F)	(D)	(D)	2	1	—	—	—	—	—	—	1	—	
33422	Radio, TV broadcast & wireless comm equip mfg . . . . .	(F)	(D)	(D)	2	1	—	—	—	—	—	—	1	—	
3344	Semiconductor & oth electronic component mfg . . . . .	(F)	(D)	(D)	7	3	1	—	2	—	—	—	1	—	
33441	Semiconductor & oth electronic component mfg . . . . .	(F)	(D)	(D)	7	3	1	—	2	—	—	—	1	—	
3345	Nav, measuring, medical, control instruments mfg . . . . .	668	4 847	21 981	4	—	—	—	—	2	1	1	—	—	
33451	Nav, measuring, medical, control instruments mfg . . . . .	668	4 847	21 981	4	—	—	—	—	2	1	1	—	—	
335	Electrical equip, appliance & component mfg . . . . .	924	6 338	24 397	16	2	1	4	3	3	2	1	—	—	
3351	Electric lighting equipment mfg . . . . .	(C)	(D)	(D)	5	2	1	—	1	—	1	—	—	—	
33512	Lighting fixture mfg . . . . .	(C)	(D)	(D)	5	2	1	—	1	—	1	—	—	—	
3353	Electrical equipment mfg . . . . .	632	3 953	14 768	7	—	—	2	1	2	1	1	—	—	
33531	Electrical equipment mfg . . . . .	632	3 953	14 768	7	—	—	2	1	2	1	1	—	—	
335314	Relay & industrial control mfg . . . . .	246	1 126	4 579	4	—	—	2	—	1	1	—	—	—	
3359	Other electrical equipment & component mfg . . . . .	(C)	(D)	(D)	3	—	—	1	1	1	—	—	—	—	
33592	Communication & energy wire & cable mfg . . . . .	(C)	(D)	(D)	2	—	—	1	—	1	—	—	—	—	
336	Transportation equipment mfg . . . . .	24 002	209 729	827 044	191	26	13	18	39	36	33	16	5	5	
3361	Motor vehicle mfg . . . . .	(C)	(D)	(D)	3	—	—	—	2	—	1	—	—	—	
33612	Heavy duty truck mfg . . . . .	(C)	(D)	(D)	1	—	—	—	—	—	1	—	—	—	
3362	Motor vehicle body & trailer mfg . . . . .	17 492	162 389	632 729	114	13	9	11	21	22	19	10	4	5	
33621	Motor vehicle body & trailer mfg . . . . .	17 492	162 389	632 729	114	13	9	11	21	22	19	10	4	5	
336211	Motor vehicle body mfg . . . . .	3 481	28 602	115 791	22	2	3	1	6	5	2	1	—	2	
336214	Travel trailer & camper mfg . . . . .	8 418	75 284	301 225	67	5	4	7	12	14	16	5	3	1	
3363	Motor vehicle parts mfg . . . . .	4 355	29 453	121 649	60	11	4	6	13	12	10	3	1	—	
33632	MV electrical & electronic equipment mfg . . . . .	512	2 886	11 096	11	3	1	1	2	1	3	—	—	—	
33635	MV transmission & power train parts mfg . . . . .	330	2 611	9 765	4	—	—	—	1	2	1	—	—	—	
336350	MV transmission & power train parts mfg . . . . .	330	2 611	9 765	4	—	—	—	1	2	1	—	—	—	
33636	Motor vehicle seating & interior trim mfg . . . . .	1 577	9 040	39 656	17	2	2	1	5	2	3	2	—	—	
336360	Motor vehicle seating & interior trim mfg . . . . .	1 577	9 040	39 656	17	2	2	1	5	2	3	2	—	—	
33639	Other motor vehicle parts mfg . . . . .	1 720	12 938	54 233	23	5	—	4	4	5	3	1	1	—	
3366	Ship & boat building . . . . .	1 127	8 760	38 433	5	—	—	1	—	1	1	2	—	—	
33661	Ship & boat building . . . . .	1 127	8 760	38 433	5	—	—	1	—	1	1	2	—	—	
3369	Other transportation equipment mfg . . . . .	835	7 750	29 030	7	1	—	—	2	1	2	1	—	—	
33699	Other transportation equipment mfg . . . . .	835	7 750	29 030	7	1	—	—	2	1	2	1	—	—	
337	Furniture & related product mfg . . . . .	4 652	30 495	125 806	73	10	10	11	19	14	7	—	1	1	
3371	HH & institutional furniture & kitchen cabinet mfg . . . . .	2 438	15 607	60 791	47	6	8	8	12	8	4	—	1	—	
33711	Wood kitchen cabinet & countertop mfg . . . . .	1 848	12 409	48 142	24	1	3	5	7	4	3	—	1	—	
337110	Wood kitchen cabinet & countertop mfg . . . . .	1 848	12 409	48 142	24	1	3	5	7	4	3	—	1	—	
33712	Household & institutional furniture mfg . . . . .	590	3 198	12 649	23	5	5	3	5	4	1	—	—	—	
337121	Upholstered household furniture mfg . . . . .	306	1 702	6 704	8	—	2	1	2	2	1	—	—	—	
3372	Office furniture (including fixtures) mfg . . . . .	1 967	13 467	59 211	20	3	2	2	6	3	3	—	—	1	
33721	Office furniture (including fixtures) mfg . . . . .	1 967	13 467	59 211	20	3	2	2	6	3	3	—	—	1	
337211	Wood office furniture mfg . . . . .	297	1 670	7 482	4	1	—	—	2	—	1	—	—	—	
337212	Custom architectural woodwork & millwork mfg . . . . .	426	2 546	10 524	9	—	1	2	2	3	1	—	—	—	
3379	Other furniture related product mfg . . . . .	247	1 421	5 804	6	1	—	1	1	3	—	—	—	—	
33792	Blind & shade mfg . . . . .	(C)	(D)	(D)	3	—	—	—	—	3	—	—	—	—	
339	Miscellaneous mfg . . . . .	2 181	18 105	74 485	37	11	6	6	4	4	4	1	1	—	
3399	Other miscellaneous mfg . . . . .	2 114	17 724	72 880	30	9	3	5	3	4	4	1	1	—	
33999	All other misc mfg . . . . .	2 067	17 415	71 421	20	2	2	3	4	4	1	1	—	—	
339992	Musical instrument mfg . . . . .	1 023	8 925	39 151	9	1	—	1	2	2	1	—	—	—	
339999	All other miscellaneous mfg . . . . .	969	8 003	30 362	8	1	1	1	1	2	—	1	—	—	
<b>42</b>	<b>Wholesale trade . . . . .</b>	<b>5 860</b>	<b>48 302</b>	<b>195 389</b>	<b>392</b>	<b>158</b>	<b>79</b>	<b>69</b>	<b>64</b>	<b>15</b>	<b>7</b>	—	—	—	
421	Wholesale trade, durable goods . . . . .	4 868	40 782	163 710	313	126	59	56	52	14	6	—	—	—	
4211	Motor vehicle, motor vehicle pt & supply whsle . . . . .	1 251	10 029	40 578	79	34	17	13	9	3	3	—	—	—	
42111	Automobile & other motor vehicle whsle . . . . .	265	2 471	9 643	22	10	4	4	3	—	1	—	—	—	
421110	Automobile & other motor vehicle whsle . . . . .	265	2 471	9 643	22	10	4	4	3	—	1	—	—	—	
42112	Motor vehicle supplies & new parts whsle . . . . .	843	6 533	26 788	46	19	11	6	6	2	2	—	—	—	
421120	Motor vehicle supplies & new parts whsle . . . . .	843	6 533	26 788	46	19	11	6	6	2	2	—	—	—	
4212	Furniture & home furnishing whsle . . . . .	213	1 274	5 507	14	5	—	—	—	2	—	—	—	—	
42122	Home furnishing whsle . . . . .	121	567	2 486	9	4	—	—	—	1	—	—	—	—	
421220	Home furnishing whsle . . . . .	121	567	2 486	9	4	—	—	—	1	—	—	—	—	
4213	Lumber & other construction materials whsle . . . . .	681	5 670	21 896	34	12	6	6	5	4	1	—	—	—	
42131	Lumber, plywood, millwork & wood panel whsle . . . . .	466	4 201	16 507	20	4	5	3	4	4	—	—	—	—	
421310	Lumber, plywood, millwork & wood panel whsle . . . . .	466	4 201	16 507	20	4	5	3	4	4	—	—	—	—	
42139	Other construction material whsle . . . . .	170	1 059	3 875	5	2	1	—	1	—	1	—	—	—	
421390	Other construction material whsle . . . . .	170	1 059	3 875	5	2	1	—	1	—	1	—	—	—	
4214	Professional & commercial equip & supp whsle . . . . .	141	1 311	5 755	9	4	1	—	4	—	—	—	—	—	
4215	Metal & mineral (except petroleum) whsle . . . . .	332	2 596	11 020	18	5	2	5	6	—	—	—	—	—	
42151	Metal service centers & offices whsle . . . . .	332	2 596	11 020	18	5	2	5	6	—	—	—	—	—	
421510	Metal service centers & offices whsle . . . . .	332	2 596	11 020	18	5	2	5	6	—	—	—	—	—	
4216	Electrical goods whsle . . . . .	651	6 469	24 450	30	11	3	5	8	2	1	—	—	—	
42161	Elec equip, wiring supp, const material whsle . . . . .	335	2 779	10 797	16	4	3	3	4	2	—	—	—	—	
421610	Elec equip, wiring supp, const material whsle . . . . .	335	2 779	10 797	16	4	3	3	4	2	—	—	—	—	
42162	Electric appliance, TV, radio set whsle . . . . .	218	2 352	9 164	5	2	—	—	2	—	1	—	—	—	
421620	Electric appliance, TV, radio set whsle . . . . .	218	2 352	9 164	5	2	—	—	2	—	1	—	—	—	

See footnotes at end of table.

**Table 6. Counties—Employees, Payroll, and Establishments by Industry: 2000—Con.**

[Excludes most government employees, railroad employees, and self-employed persons. Size class 1 to 4 includes establishments with payroll, but no employees, during mid-March pay period. (D) denotes figures withheld to avoid disclosing data for individual companies; the data are included in broader industry totals. Detailed industries with 100 or more employees are shown if industry was not a (D). For explanation of terms, abbreviations, and data reliability/comparability, see introductory text]

NAICS code	Industry	Number of employees for week including March 12	Payroll (\$1,000)		Total number of establishments	Number of establishments by employment-size class								
			First quarter	Annual		1 to 4	5 to 9	10 to 19	20 to 49	50 to 99	100 to 249	250 to 499	500 to 999	1,000 or more
<b>ELKHART—Con.</b>														
<b>42 Wholesale trade—Con.</b>														
Wholesale trade, durable goods—Con.														
421	Hardware, plumb & heating equip & sup whsle . . .	629	5 949	22 396	34	15	7	4	5	2	1	—	—	—
42171	Hardware whsle . . . . .	390	3 246	13 286	22	6	6	4	4	2	—	—	—	
421710	Hardware whsle . . . . .	390	3 246	13 286	22	6	6	4	4	2	—	—	—	
42172	Plumbing & heating equipment & supplies whsle . . . . .	(C)	(D)	(D)	7	5	—	—	1	—	1	—	—	
4218	Machinery, equipment & supplies whsle . . . . .	713	5 735	24 364	62	22	15	13	11	1	—	—	—	
42183	Industrial machinery & equipment whsle . . . . .	422	3 541	15 408	29	11	4	6	7	1	—	—	—	
421830	Industrial machinery & equipment whsle . . . . .	422	3 541	15 408	29	11	4	6	7	1	—	—	—	
42184	Industrial supplies whsle . . . . .	101	1 024	4 036	13	4	4	5	—	—	—	—	—	
421840	Industrial supplies whsle . . . . .	101	1 024	4 036	13	4	4	5	—	—	—	—	—	
4219	Miscellaneous durable goods whsle . . . . .	257	1 749	7 744	33	18	6	5	4	—	—	—	—	
42193	Recyclable material whsle . . . . .	178	1 186	5 127	12	3	2	4	3	—	—	—	—	
421930	Recyclable material whsle . . . . .	178	1 186	5 127	12	3	2	4	3	—	—	—	—	
422	Wholesale trade, nondurable goods . . . . .	992	7 520	31 679	79	32	20	13	12	1	1	—	—	
4223	Apparel, piece goods & notions whsle . . . . .	133	932	3 765	9	2	2	2	3	—	—	—	—	
4224	Grocery & related product whsle . . . . .	260	1 949	9 359	11	4	—	4	2	—	1	—	—	
42247	Meat & meat product whsle . . . . .	(C)	(D)	(D)	2	—	—	1	—	—	1	—	—	
4226	Chemical & allied products whsle . . . . .	266	2 522	9 169	17	7	4	2	3	1	—	—	—	
42261	Plastics materials & basic forms, shapes whsle . . . . .	110	1 216	4 900	8	3	2	1	2	—	—	—	—	
422610	Plastics materials & basic forms, shapes whsle . . . . .	110	1 216	4 900	8	3	2	1	2	—	—	—	—	
42269	Other chemical & allied products whsle . . . . .	156	1 306	4 269	9	4	2	1	1	1	—	—	—	
422690	Other chemical & allied products whsle . . . . .	156	1 306	4 269	9	4	2	1	1	1	—	—	—	
4229	Miscellaneous nondurable goods whsle . . . . .	201	1 232	5 442	26	13	8	2	3	—	—	—	—	
<b>44-45</b>	<b>Retail trade . . . . .</b>	<b>10 976</b>	<b>50 517</b>	<b>209 677</b>	<b>747</b>	<b>306</b>	<b>190</b>	<b>142</b>	<b>69</b>	<b>21</b>	<b>16</b>	<b>2</b>	<b>1</b>	<b>—</b>
441	Motor vehicle & parts dealers . . . . .	1 783	12 794	52 742	148	60	32	31	18	7	—	—	—	
4411	Automobile dealers . . . . .	892	7 855	31 093	73	40	13	7	8	5	—	—	—	
44111	New car dealers . . . . .	733	6 882	26 981	25	5	3	4	8	5	—	—	—	
441110	New car dealers . . . . .	733	6 882	26 981	25	5	3	4	8	5	—	—	—	
44112	Used car dealers . . . . .	159	973	4 112	48	35	10	3	—	—	—	—	—	
441120	Used car dealers . . . . .	159	973	4 112	48	35	10	3	—	—	—	—	—	
4412	Other motor vehicle dealers . . . . .	295	1 848	8 405	26	10	4	6	6	—	—	—	—	
44121	Recreational vehicle dealers . . . . .	203	1 203	5 627	19	8	2	5	4	—	—	—	—	
441210	Recreational vehicle dealers . . . . .	203	1 203	5 627	19	8	2	5	4	—	—	—	—	
4413	Automotive parts, accessories & tire stores . . . . .	596	3 091	13 244	49	10	15	18	4	2	—	—	—	
44131	Automotive parts, accessories & tire stores . . . . .	409	2 038	8 633	36	7	12	14	2	1	—	—	—	
441310	Automotive parts, accessories & tire stores . . . . .	409	2 038	8 633	36	7	12	14	2	1	—	—	—	
44132	Tire dealers . . . . .	187	1 053	4 611	13	3	3	4	2	1	—	—	—	
441320	Tire dealers . . . . .	187	1 053	4 611	13	3	3	4	2	1	—	—	—	
442	Furniture & home furnishing stores . . . . .	241	1 234	4 914	41	24	10	3	4	—	—	—	—	
4421	Furniture stores . . . . .	187	983	3 753	27	15	6	2	4	—	—	—	—	
44211	Furniture stores . . . . .	187	983	3 753	27	15	6	2	4	—	—	—	—	
442110	Furniture stores . . . . .	187	983	3 753	27	15	6	2	4	—	—	—	—	
443	Electronics & appliance stores . . . . .	160	951	3 583	28	14	12	1	1	—	—	—	—	
4431	Electronics & appliance stores . . . . .	160	951	3 583	28	14	12	1	1	—	—	—	—	
444	Bldg material & garden equip & supp dealers . . . . .	1 629	11 123	45 173	96	29	25	28	8	2	4	—	—	
4441	Building material & supplies dealers . . . . .	1 426	10 066	39 667	74	22	17	23	6	2	4	—	—	
44411	Home centers (E) . . . . .	(D)	(D)	(D)	3	—	—	—	—	—	3	—	—	
44413	Hardware stores (C) . . . . .	(D)	(D)	(D)	15	2	4	8	1	—	—	—	—	
44419	Other building material dealers . . . . .	731	6 165	23 617	47	16	10	14	5	1	1	—	—	
444190	Other building material dealers . . . . .	731	6 165	23 617	47	16	10	14	5	1	1	—	—	
4442	Lawn & garden equip & supplies stores . . . . .	203	1 057	5 506	22	7	8	5	2	—	—	—	—	
44422	Nursery & garden centers (C) . . . . .	(D)	(D)	(D)	19	6	7	4	2	—	—	—	—	
445	Food & beverage stores . . . . .	1 792	5 456	22 665	72	26	17	8	8	7	6	—	—	
4451	Grocery stores . . . . .	1 641	5 009	20 582	39	5	9	6	6	7	6	—	—	
44511	Grocery (except convenience) stores . . . . .	1 541	4 759	19 498	29	2	6	4	4	7	6	—	—	
445110	Grocery (except convenience) stores . . . . .	1 541	4 759	19 498	29	2	6	4	4	7	6	—	—	
44512	Convenience stores . . . . .	100	250	1 084	10	3	3	2	2	—	—	—	—	
445120	Convenience stores . . . . .	100	250	1 084	10	3	3	2	2	—	—	—	—	
446	Health & personal care stores . . . . .	601	2 579	10 800	50	18	9	14	8	1	—	—	—	
4461	Health & personal care stores . . . . .	601	2 579	10 800	50	18	9	14	8	1	—	—	—	
44611	Pharmacies & drug stores . . . . .	477	2 122	8 901	28	6	2	12	7	1	—	—	—	
446110	Pharmacies & drug stores . . . . .	477	2 122	8 901	28	6	2	12	7	1	—	—	—	
447	Gasoline stations . . . . .	581	2 176	8 369	71	21	26	20	4	—	—	—	—	
4471	Gasoline stations . . . . .	581	2 176	8 369	71	21	26	20	4	—	—	—	—	
44711	Gasoline stations with convenience stores . . . . .	491	1 774	6 739	55	14	20	17	4	—	—	—	—	
447110	Gasoline stations with convenience stores . . . . .	491	1 774	6 739	55	14	20	17	4	—	—	—	—	
448	Clothing & clothing accessories stores . . . . .	373	1 161	4 862	58	25	23	8	2	—	—	—	—	
4481	Clothing stores . . . . .	192	514	2 106	29	12	10	6	1	—	—	—	—	
44812	Women's clothing stores . . . . .	103	270	1 127	14	5	5	4	—	—	—	—	—	
448120	Women's clothing stores . . . . .	103	270	1 127	14	5	5	4	—	—	—	—	—	
451	Sporting goods, hobby, book & music stores . . . . .	225	481	2 124	40	21	10	9	—	—	—	—	—	
4511	Sporting goods, hobby, musical instrument stores . . . . .	138	330	1 474	30	17	9	4	—	—	—	—	—	

See footnotes at end of table.

**Table 6. Counties—Employees, Payroll, and Establishments by Industry: 2000—Con.**

[Excludes most government employees, railroad employees, and self-employed persons. Size class 1 to 4 includes establishments with payroll, but no employees, during mid-March pay period. (D) denotes figures withheld to avoid disclosing data for individual companies; the data are included in broader industry totals. Detailed industries with 100 or more employees are shown if industry was not a (D). For explanation of terms, abbreviations, and data reliability/comparability, see introductory text]

NAICS code	Industry	Number of employees for week including March 12	Payroll (\$1,000)		Total number of establishments	Number of establishments by employment-size class									
			First quarter	Annual		1 to 4	5 to 9	10 to 19	20 to 49	50 to 99	100 to 249	250 to 499	500 to 999	1,000 or more	
<b>ELKHART—Con.</b>															
<b>44-45 Retail trade—Con.</b>															
452	General merchandise stores .....	2 811	9 071	39 256	34	8	6	3	4	4	6	2	1	—	
4521	Department stores .....	1 493	4 863	21 061	10	—	—	—	—	4	5	1	—	—	
45211	Department stores .....	1 493	4 863	21 061	10	—	—	—	—	4	5	1	—	—	
452110	Department stores .....	1 493	4 863	21 061	10	—	—	—	—	4	5	1	—	—	
4529	Other general merchandise stores .....	1 318	4 208	18 195	24	8	6	3	4	—	1	1	1	—	
45291	Warehouse clubs & superstores .....	(D)	(D)	(D)	3	—	—	—	—	—	1	1	1	—	
45299	All other general merchandise stores .....	(C)	(D)	(D)	21	8	6	3	4	—	—	—	—	—	
453	Miscellaneous store retailers .....	616	2 377	10 476	90	49	18	16	7	—	—	—	—	—	
4532	Office supplies, stationery & gift stores .....	212	666	2 822	26	14	5	4	3	—	—	—	—	—	
45321	Office supplies & stationery stores .....	115	492	2 152	7	2	1	1	3	—	—	—	—	—	
453210	Office supplies & stationery stores .....	115	492	2 152	7	2	1	1	3	—	—	—	—	—	
4539	Other miscellaneous store retailers .....	222	1 128	5 123	39	23	9	4	3	—	—	—	—	—	
45393	Manufactured (mobile) home dealers .....	103	753	3 360	16	9	3	2	2	—	—	—	—	—	
453930	Manufactured (mobile) home dealers .....	103	753	3 360	16	9	3	2	2	—	—	—	—	—	
45399	All other miscellaneous store retailers .....	103	313	1 466	19	12	4	2	1	—	—	—	—	—	
454	Nonstore retailers .....	164	1 114	4 713	19	11	2	1	5	—	—	—	—	—	
4543	Direct selling establishments .....	128	904	3 843	14	8	2	—	4	—	—	—	—	—	
<b>48-49 Transportation &amp; warehousing</b>															
484	Truck transportation .....	1 482	11 712	49 230	88	48	17	6	13	1	2	1	—	—	
4841	General freight trucking .....	754	6 171	25 952	42	24	4	3	8	1	2	—	—	—	
48412	General freight trucking, long-distance .....	738	6 085	25 631	36	19	4	2	8	1	2	—	—	—	
484121	General freight trucking, long-distance, TL .....	621	5 041	21 246	31	17	4	2	5	1	2	—	—	—	
484122	General freight trucking, long-distance, LTL .....	117	1 044	4 385	5	2	—	—	3	—	—	—	—	—	
4842	Specialized freight trucking .....	728	5 541	23 278	46	24	13	3	5	—	—	1	—	—	
48422	Specialized freight (exc used) trucking, local .....	157	1 066	5 193	23	14	6	—	3	—	—	—	—	—	
484220	Specialized freight (exc used) trucking, local .....	157	1 066	5 193	23	14	6	—	3	—	—	—	—	—	
48423	Specialized freight (exc used) trucking, LDist .....	560	4 408	17 787	19	7	6	3	2	—	—	1	—	—	
484230	Specialized freight (exc used) trucking, LDist .....	560	4 408	17 787	19	7	6	3	2	—	—	1	—	—	
485	Transit & ground passenger transportation .....	(C)	(D)	(D)	2	1	—	—	—	—	1	—	—	—	
4855	Charter bus industry .....	(C)	(D)	(D)	1	—	—	—	—	—	1	—	—	—	
48551	Charter bus industry .....	(C)	(D)	(D)	1	—	—	—	—	—	1	—	—	—	
488	Transportation support activities .....	114	751	3 209	13	5	4	1	3	—	—	—	—	—	
<b>51 Information</b>															
511	Publishing industries .....	463	4 379	15 773	16	6	1	2	5	1	1	—	—	—	
5111	Newspaper, periodical, book, database publishers .....	409	3 787	13 420	12	5	—	2	3	1	1	—	—	—	
51111	Newspaper publishers .....	(E)	(D)	(D)	4	2	—	—	—	1	1	—	—	—	
513	Broadcasting & telecommunications .....	385	3 458	13 344	19	8	1	3	4	3	—	—	—	—	
5131	Radio & television broadcasting .....	186	1 270	4 935	7	2	—	1	3	1	—	—	—	—	
51312	Television broadcasting .....	(C)	(D)	(D)	3	1	—	—	1	1	—	—	—	—	
5133	Telecommunications .....	(C)	(D)	(D)	9	5	1	1	—	2	—	—	—	—	
51331	Wired telecommunications carriers .....	(C)	(D)	(D)	7	4	1	—	—	2	—	—	—	—	
514	Information & data processing services .....	(C)	(D)	(D)	4	2	1	—	—	—	1	—	—	—	
5142	Data processing services .....	(C)	(D)	(D)	1	—	—	—	—	—	1	—	—	—	
51421	Data processing services .....	(C)	(D)	(D)	1	—	—	—	—	—	1	—	—	—	
<b>52 Finance &amp; insurance</b>															
522	Credit intermediation & related activities .....	1 471	15 222	53 944	118	44	43	19	8	3	—	1	—	—	
5221	Depository credit intermediation .....	1 344	14 349	50 226	85	19	36	19	7	3	—	1	—	—	
52211	Commercial banking .....	1 019	12 372	42 325	63	15	28	12	5	2	—	1	—	—	
522110	Commercial banking .....	1 019	12 372	42 325	63	15	28	12	5	2	—	1	—	—	
52213	Credit unions .....	(E)	(D)	(D)	17	3	6	5	2	1	—	—	—	—	
523	Security, commodity contracts & like activity .....	122	2 396	8 582	35	26	5	4	—	—	—	—	—	—	
524	Insurance carriers & related activities .....	620	5 623	20 944	98	72	14	5	6	—	1	—	—	—	
5241	Insurance carriers .....	(C)	(D)	(D)	11	6	1	2	1	—	1	—	—	—	
52411	Direct life, health, medical insurance carriers .....	(C)	(D)	(D)	2	—	1	—	—	—	1	—	—	—	
5242	Agencies & other insurance related activities .....	(E)	(D)	(D)	87	66	13	3	5	—	—	—	—	—	
52421	Insurance agencies & brokerages .....	365	2 861	11 403	84	65	12	3	4	—	—	—	—	—	
524210	Insurance agencies & brokerages .....	365	2 861	11 403	84	65	12	3	4	—	—	—	—	—	
<b>53 Real estate &amp; rental &amp; leasing</b>															
531	Real estate .....	742	4 516	18 653	113	85	17	5	3	2	1	—	—	—	
5311	Lessors of real estate .....	386	2 572	10 321	55	41	11	—	2	—	1	—	—	—	
53112	Lessors of nonres bldg (exc min Warehouses) .....	105	498	2 203	20	14	4	—	2	—	—	—	—	—	
531120	Lessors of nonres bldg (exc min Warehouses) .....	105	498	2 203	20	14	4	—	2	—	—	—	—	—	
53119	Lessors of other real estate property .....	(C)	(D)	(D)	11	8	2	—	—	—	1	—	—	—	
5312	Offices of real estate agents & brokers .....	130	681	3 060	39	30	5	4	—	—	—	—	—	—	
53121	Offices of real estate agents & brokers .....	130	681	3 060	39	30	5	4	—	—	—	—	—	—	
531210	Offices of real estate agents & brokers .....	130	681	3 060	39	30	5	4	—	—	—	—	—	—	
5313	Activities related to real estate .....	226	1 263	5 272	19	14	1	1	1	2	—	—	—	—	
53131	Real estate property managers .....	136	449	2 053	9	6	1	—	1	1	—	—	—	—	
531311	Residential property managers .....	124	417	1 907	6	4	—	—	1	1	—	—	—	—	

See footnotes at end of table.

**Table 6. Counties—Employees, Payroll, and Establishments by Industry: 2000—Con.**

[Excludes most government employees, railroad employees, and self-employed persons. Size class 1 to 4 includes establishments with payroll, but no employees, during mid-March pay period. (D) denotes figures withheld to avoid disclosing data for individual companies; the data are included in broader industry totals. Detailed industries with 100 or more employees are shown if industry was not a (D). For explanation of terms, abbreviations, and data reliability/comparability, see introductory text]

NAICS code	Industry	Number of employees for week including March 12	Payroll (\$1,000)		Total number of establishments	Number of establishments by employment-size class								
			First quarter	Annual		1 to 4	5 to 9	10 to 19	20 to 49	50 to 99	100 to 249	250 to 499	500 to 999	1,000 or more
<b>ELKHART—Con.</b>														
<b>53</b>	<b>Real estate &amp; rental &amp; leasing—Con.</b>													
532	Rental & leasing services .....	399	1 939	8 083	48	17	16	12	3	—	—	—	—	—
5322	Consumer goods rental .....	269	1 082	4 687	31	8	13	8	2	—	—	—	—	—
53223	Video tape & disc rental .....	146	333	1 354	17	3	6	8	—	—	—	—	—	—
532230	Video tape & disc rental .....	146	333	1 354	17	3	6	8	—	—	—	—	—	—
<b>54</b>	<b>Professional, scientific &amp; technical services</b>													
541	Professional, scientific & technical services .....	2 604	14 077	58 488	285	195	48	25	13	2	1	—	1	—
5411	Legal services .....	288	1 633	6 913	68	48	14	5	1	—	—	—	—	—
54111	Offices of lawyers .....	262	1 513	6 364	65	47	13	4	1	—	—	—	—	—
541110	Offices of lawyers .....	262	1 513	6 364	65	47	13	4	1	—	—	—	—	—
5412	Accounting, tax prep, bookkeep, payroll services .....	1 459	6 765	26 050	57	36	7	6	4	2	1	—	1	—
54121	Accounting, tax prep, bookkeep, payroll services .....	1 459	6 765	26 050	57	36	7	6	4	2	1	—	1	—
541211	Offices of certified public accountants .....	340	2 758	10 070	33	19	4	5	3	2	—	—	—	—
541213	Tax preparation services .....	205	517	1 362	11	8	1	—	1	—	1	—	—	—
5413	Architectural, engineering & related services .....	289	2 477	11 306	35	20	9	2	4	—	—	—	—	—
54133	Engineering services .....	147	1 321	6 176	13	7	2	1	3	—	—	—	—	—
541330	Engineering services .....	147	1 321	6 176	13	7	2	1	3	—	—	—	—	—
5419	Oth professional, scientific, technical services .....	240	938	4 578	42	27	7	5	3	—	—	—	—	—
54194	Veterinary services .....	156	697	3 369	13	3	4	3	3	—	—	—	—	—
541940	Veterinary services .....	156	697	3 369	13	3	4	3	3	—	—	—	—	—
<b>55</b>	<b>Management of companies &amp; enterprises</b>													
551	Management of companies & enterprises .....	2 343	60 325	160 702	41	6	7	3	7	11	6	1	—	—
5511	Management of companies & enterprises .....	2 343	60 325	160 702	41	6	7	3	7	11	6	1	—	—
55111	Management of companies & enterprises .....	2 343	60 325	160 702	41	6	7	3	7	11	6	1	—	—
551114	Corp, subsidiary & regional managing offices .....	2 291	59 006	154 368	37	4	6	3	6	11	6	1	—	—
<b>56</b>	<b>Admin, support, waste mgt, remediation services</b>													
561	Administrative & support services .....	2 339	9 288	39 517	153	77	31	17	18	5	5	—	—	—
5613	Employment services .....	1 021	3 662	15 059	15	1	1	1	4	4	4	—	—	—
56132	Temporary help services .....	(G)	(D)	(D)	14	1	—	—	4	4	4	—	—	—
5616	Investigation & security services .....	413	1 769	7 275	13	4	3	3	1	1	1	—	—	—
56161	Investigation, guard & armored car services ..	356	1 396	5 646	7	3	1	—	1	1	1	—	—	—
5617	Services to buildings & dwellings .....	500	1 418	7 073	83	51	18	7	7	—	—	—	—	—
56172	Janitorial services .....	307	655	2 833	37	19	8	4	6	—	—	—	—	—
561720	Janitorial services .....	307	655	2 833	37	19	8	4	6	—	—	—	—	—
56173	Landscaping services .....	142	513	3 054	34	26	4	3	1	—	—	—	—	—
561730	Landscaping services .....	142	513	3 054	34	26	4	3	1	—	—	—	—	—
5619	Other support services .....	157	519	2 114	12	6	2	1	3	—	—	—	—	—
56199	All other support services .....	111	445	1 850	9	5	1	1	2	—	—	—	—	—
561990	All other support services .....	111	445	1 850	9	5	1	1	2	—	—	—	—	—
562	Waste management & remediation services .....	200	1 663	7 171	14	6	—	4	3	1	—	—	—	—
5621	Waste collection .....	149	1 361	5 981	8	2	—	3	2	1	—	—	—	—
56211	Waste collection .....	149	1 361	5 981	8	2	—	3	2	1	—	—	—	—
<b>61</b>	<b>Educational services</b>													
611	Educational services .....	1 295	4 422	16 197	26	12	6	1	3	2	—	1	1	—
6111	Elementary & secondary schools .....	165	567	2 181	11	4	2	1	3	1	—	—	—	—
61111	Elementary & secondary schools .....	165	567	2 181	11	4	2	1	3	1	—	—	—	—
611110	Elementary & secondary schools .....	165	567	2 181	11	4	2	1	3	1	—	—	—	—
6113	Colleges, universities & professional schools ...	(F)	(D)	(D)	2	—	—	—	—	1	—	—	1	—
61131	Colleges, universities & professional schools .	(F)	(D)	(D)	2	—	—	—	—	1	—	—	1	—
6117	Educational support services .....	(E)	(D)	(D)	3	1	1	—	—	—	—	1	—	—
61171	Educational support services .....	(E)	(D)	(D)	3	1	1	—	—	—	—	1	—	—
<b>62</b>	<b>Health care and social assistance</b>													
621	Ambulatory health care services .....	2 642	21 142	96 233	190	61	61	37	25	2	4	—	—	—
6211	Offices of physicians .....	1 126	11 858	55 469	62	16	17	14	12	1	2	—	—	—
62111	Offices of physicians .....	1 126	11 858	55 469	62	16	17	14	12	1	2	—	—	—
6212	Offices of dentists .....	411	2 720	12 156	52	9	26	16	1	—	—	—	—	—
62121	Offices of dentists .....	411	2 720	12 156	52	9	26	16	1	—	—	—	—	—
621210	Offices of dentists .....	411	2 720	12 156	52	9	26	16	1	—	—	—	—	—
6213	Offices of other health practitioners .....	210	990	4 479	48	30	15	2	1	—	—	—	—	—
62131	Offices of chiropractors .....	100	403	1 825	24	14	9	1	—	—	—	—	—	—
621310	Offices of chiropractors .....	100	403	1 825	24	14	9	1	—	—	—	—	—	—
6214	Outpatient care centers .....	(E)	(D)	(D)	12	3	2	3	3	—	1	—	—	—
62142	Outpatient mental health, substance abuse ctrs .....	(C)	(D)	(D)	6	3	1	1	—	—	1	—	—	—
62149	Other outpatient care centers .....	(C)	(D)	(D)	5	—	—	2	3	—	—	—	—	—
621493	Freestanding ambulatory surgery, emergency ctr .....	134	1 208	6 352	4	—	—	1	3	—	—	—	—	—
6216	Home health care services .....	407	2 109	8 359	8	—	—	1	5	1	1	—	—	—
62161	Home health care services .....	407	2 109	8 359	8	—	—	1	5	1	1	—	—	—
621610	Home health care services .....	407	2 109	8 359	8	—	—	1	5	1	1	—	—	—
622	Hospitals .....	(G)	(D)	(D)	3	1	—	—	—	—	—	1	—	1
6221	General medical & surgical hospitals .....	(G)	(D)	(D)	2	1	—	—	—	—	—	—	—	1
62211	General medical & surgical hospitals .....	(G)	(D)	(D)	2	1	—	—	—	—	—	—	—	1
6222	Psychiatric & substance abuse hospitals .....	(E)	(D)	(D)	1	—	—	—	—	—	—	1	—	—
62221	Psychiatric & substance abuse hospitals .....	(E)	(D)	(D)	1	—	—	—	—	—	—	1	—	—

See footnotes at end of table.

**Table 6. Counties—Employees, Payroll, and Establishments by Industry: 2000—Con.**

[Excludes most government employees, railroad employees, and self-employed persons. Size class 1 to 4 includes establishments with payroll, but no employees, during mid-March pay period. (D) denotes figures withheld to avoid disclosing data for individual companies; the data are included in broader industry totals. Detailed industries with 100 or more employees are shown if industry was not a (D). For explanation of terms, abbreviations, and data reliability/comparability, see introductory text]

NAICS code	Industry	Number of employees for week including March 12	Payroll (\$1,000)		Total number of establishments	Number of establishments by employment-size class								
			First quarter	Annual		1 to 4	5 to 9	10 to 19	20 to 49	50 to 99	100 to 249	250 to 499	500 to 999	1,000 or more
<b>ELKHART—Con.</b>														
<b>62 Health care and social assistance—Con.</b>														
623	Nursing & residential care facilities	1 865	8 660	35 405	31	9	4	3	3	5	6	1	—	—
6231	Nursing care facilities	1 036	4 634	19 394	11	2	—	—	1	2	6	—	—	—
62311	Nursing care facilities	1 036	4 634	19 394	11	2	—	—	1	2	6	—	—	—
623110	Nursing care facilities	1 036	4 634	19 394	11	2	—	—	1	2	6	—	—	—
6233	Community care facilities for the elderly	651	3 178	12 244	9	4	—	1	1	2	—	1	—	—
62331	Community care facilities for the elderly	651	3 178	12 244	9	4	—	1	1	2	—	1	—	—
624	Social assistance	(F)	(D)	(D)	66	28	11	17	7	1	2	—	—	—
6241	Individual & family services	428	1 617	6 363	26	14	5	4	1	1	1	—	—	—
62412	Services for elderly & disabled persons	(C)	(D)	(D)	4	1	—	—	—	—	1	—	—	—
62419	Other individual & family services	156	671	2 648	18	11	2	4	—	1	—	—	—	—
624190	Other individual & family services	156	671	2 648	18	11	2	4	—	1	—	—	—	—
6243	Vocational rehabilitation services	(C)	(D)	(D)	3	—	—	2	—	—	1	—	—	—
62431	Vocational rehabilitation services	(C)	(D)	(D)	3	—	—	2	—	—	1	—	—	—
6244	Child day care services	274	796	3 240	30	12	5	9	4	—	—	—	—	—
62441	Child day care services	274	796	3 240	30	12	5	9	4	—	—	—	—	—
624410	Child day care services	274	796	3 240	30	12	5	9	4	—	—	—	—	—
<b>71</b>	<b>Arts, entertainment &amp; recreation</b>	<b>662</b>	<b>1 654</b>	<b>8 406</b>	<b>53</b>	<b>28</b>	<b>6</b>	<b>10</b>	<b>7</b>	<b>1</b>	<b>1</b>	<b>—</b>	<b>—</b>	<b>—</b>
713	Amusement, gambling & recreation industries	560	1 408	7 265	38	16	6	8	6	1	1	—	—	—
7139	Other amusement & recreation industries	(F)	(D)	(D)	36	15	6	8	5	1	1	—	—	—
71391	Golf courses & country clubs	235	622	3 553	9	2	2	1	3	—	1	—	—	—
713910	Golf courses & country clubs	235	622	3 553	9	2	2	1	3	—	1	—	—	—
<b>72</b>	<b>Accommodation &amp; food services</b>	<b>6 652</b>	<b>14 740</b>	<b>62 943</b>	<b>335</b>	<b>83</b>	<b>52</b>	<b>87</b>	<b>88</b>	<b>20</b>	<b>4</b>	<b>1</b>	<b>—</b>	<b>—</b>
721	Accommodation	504	1 352	5 849	32	13	2	7	9	—	1	—	—	—
7211	Traveler accommodation	(F)	(D)	(D)	29	10	2	7	9	—	1	—	—	—
72111	Hotels (exc casino hotels) & motels	479	1 309	5 486	25	7	2	7	8	—	1	—	—	—
721110	Hotels (exc casino hotels) & motels	479	1 309	5 486	25	7	2	7	8	—	1	—	—	—
722	Food services & drinking places	6 148	13 388	57 094	303	70	50	80	79	20	3	1	—	—
7221	Full-service restaurants	2 952	6 216	26 937	120	28	16	29	33	11	2	1	—	—
72211	Full-service restaurants	2 952	6 216	26 937	120	28	16	29	33	11	2	1	—	—
722110	Full-service restaurants	2 952	6 216	26 937	120	28	16	29	33	11	2	1	—	—
7222	Limited-service eating places	2 612	5 667	23 359	132	21	15	46	42	8	—	—	—	—
72221	Limited-service eating places	2 612	5 667	23 359	132	21	15	46	42	8	—	—	—	—
722211	Limited-service restaurants	2 283	4 978	20 376	107	14	13	35	37	8	—	—	—	—
722213	Snack & nonalcoholic beverage bars	260	523	2 983	25	7	2	9	4	—	—	—	—	—
7223	Special food services	389	1 060	5 046	15	6	2	1	4	1	1	—	—	—
72232	Caterers	210	331	1 838	4	2	—	—	1	—	1	—	—	—
722320	Caterers	210	331	1 838	4	2	—	—	1	—	1	—	—	—
7224	Drinking places (alcoholic beverages)	195	445	1 752	36	15	17	4	—	—	—	—	—	—
72241	Drinking places (alcoholic beverages)	195	445	1 752	36	15	17	4	—	—	—	—	—	—
722410	Drinking places (alcoholic beverages)	195	445	1 752	36	15	17	4	—	—	—	—	—	—
<b>81</b>	<b>Other services (except public administration)</b>	<b>4 681</b>	<b>22 132</b>	<b>87 241</b>	<b>584</b>	<b>292</b>	<b>175</b>	<b>69</b>	<b>43</b>	<b>2</b>	<b>2</b>	<b>1</b>	<b>—</b>	<b>—</b>
811	Repair & maintenance	1 779	12 690	48 825	217	106	67	29	14	—	—	1	—	—
8111	Automotive repair & maintenance	1 447	10 610	40 385	161	75	51	24	10	—	—	1	—	—
81111	Automotive mechanical & electrical R&M	356	2 370	9 464	78	43	29	6	—	—	—	—	—	—
811111	General automotive repair	248	1 579	6 307	59	34	22	3	—	—	—	—	—	—
81112	Automotive body, paint, interior & glass repair	930	7 717	28 915	58	19	16	14	8	—	—	1	—	—
811121	Automotive body, paint & interior R&M	896	7 497	27 941	50	16	11	14	8	—	—	1	—	—
81119	Other automotive R&M	161	523	2 006	25	13	6	4	2	—	—	—	—	—
811192	Car washes	109	329	1 148	15	9	1	3	2	—	—	—	—	—
8113	Commercial equipment (exc auto & elec) R&M	143	1 059	4 272	20	11	5	2	2	—	—	—	—	—
81131	Commercial equipment (exc auto & elec) R&M	143	1 059	4 272	20	11	5	2	2	—	—	—	—	—
811310	Commercial equipment (exc auto & elec) R&M	143	1 059	4 272	20	11	5	2	2	—	—	—	—	—
8114	Personal & household goods R&M	152	780	3 255	31	17	10	3	1	—	—	—	—	—
812	Personal & laundry services	754	2 716	11 476	118	57	42	10	9	—	—	—	—	—
8121	Personal care services	397	1 218	5 064	74	39	27	5	3	—	—	—	—	—
81211	Hair, nail & skin care services	328	1 072	4 508	61	32	22	5	2	—	—	—	—	—
812112	Beauty salons	328	1 072	4 508	61	32	22	5	2	—	—	—	—	—
8123	Drycleaning & laundry services	230	907	3 748	20	5	8	2	5	—	—	—	—	—
81232	Drycleaning & laundry services (exc coin-op)	124	472	1 973	6	1	—	1	4	—	—	—	—	—
812320	Drycleaning & laundry services (exc coin-op)	124	472	1 973	6	1	—	1	4	—	—	—	—	—
813	Religious, grantmaking, civic, prof & like organizations	2 148	6 726	26 940	249	129	66	30	20	2	2	—	—	—
8131	Religious organizations	1 484	5 126	20 175	185	90	56	25	12	1	1	—	—	—
81311	Religious organizations	1 484	5 126	20 175	185	90	56	25	12	1	1	—	—	—
813110	Religious organizations	1 484	5 126	20 175	185	90	56	25	12	1	1	—	—	—
8134	Civic & social organizations	436	958	4 093	28	16	4	3	3	1	1	—	—	—
81341	Civic & social organizations	436	958	4 093	28	16	4	3	3	1	1	—	—	—
813410	Civic & social organizations	436	958	4 093	28	16	4	3	3	1	1	—	—	—
8139	Business, labor, political, like organizations	170	301	1 293	28	18	5	1	4	—	—	—	—	—
81393	Labor unions & similar labor organizations	125	74	306	16	8	4	1	3	—	—	—	—	—
813930	Labor unions & similar labor organizations	125	74	306	16	8	4	1	3	—	—	—	—	—
<b>95</b>	<b>Auxiliaries (exc corporate, subsidiary &amp; regional mgt)</b>	<b>502</b>	<b>5 017</b>	<b>16 332</b>	<b>17</b>	<b>4</b>	<b>2</b>	<b>3</b>	<b>5</b>	<b>2</b>	<b>1</b>	<b>—</b>	<b>—</b>	<b>—</b>
<b>99</b>	<b>Unclassified establishments</b>	<b>47</b>	<b>153</b>	<b>1 109</b>	<b>27</b>	<b>22</b>	<b>4</b>	<b>1</b>	<b>—</b>	<b>—</b>	<b>—</b>	<b>—</b>	<b>—</b>	<b>—</b>

See footnotes at end of table.

**Table 6. Counties—Employees, Payroll, and Establishments by Industry: 2000—Con.**

[Excludes most government employees, railroad employees, and self-employed persons. Size class 1 to 4 includes establishments with payroll, but no employees, during mid-March pay period. (D) denotes figures withheld to avoid disclosing data for individual companies; the data are included in broader industry totals. Detailed industries with 100 or more employees are shown if industry was not a (D). For explanation of terms, abbreviations, and data reliability/comparability, see introductory text]

NAICS code	Industry	Number of employees for week including March 12	Payroll (\$1,000)		Total number of establishments	Number of establishments by employment-size class								
			First quarter	Annual		1 to 4	5 to 9	10 to 19	20 to 49	50 to 99	100 to 249	250 to 499	500 to 999	1,000 or more
<b>FAYETTE</b>														
	<b>Total</b> .....	<b>9 656</b>	<b>79 639</b>	<b>324 640</b>	<b>538</b>	<b>275</b>	<b>122</b>	<b>60</b>	<b>53</b>	<b>20</b>	<b>4</b>	<b>3</b>	-	<b>1</b>
<b>21</b>	<b>Mining</b> .....	<b>(A)</b>	<b>(D)</b>	<b>(D)</b>	<b>2</b>	-	<b>2</b>	-	-	-	-	-	-	-
<b>22</b>	<b>Utilities</b> .....	<b>(B)</b>	<b>(D)</b>	<b>(D)</b>	<b>6</b>	<b>4</b>	-	-	<b>2</b>	-	-	-	-	-
<b>23</b>	<b>Construction</b> .....	<b>197</b>	<b>827</b>	<b>4 229</b>	<b>46</b>	<b>32</b>	<b>10</b>	<b>2</b>	<b>2</b>	-	-	-	-	-
235	Special trade contractors .....	110	476	2 321	30	21	7	2	-	-	-	-	-	-
<b>31-33</b>	<b>Manufacturing</b> .....	<b>4 345</b>	<b>54 939</b>	<b>222 935</b>	<b>33</b>	<b>7</b>	<b>6</b>	<b>4</b>	<b>9</b>	<b>4</b>	-	<b>2</b>	-	<b>1</b>
332	Fabricated metal product mfg .....	(E)	(D)	(D)	10	1	2	1	6	-	-	-	-	-
333	Machinery mfg .....	681	6 993	30 960	11	2	2	3	-	3	-	1	-	-
3334	HVAC & commercial refrigeration equipment mfg .....	(E)	(D)	(D)	1	-	-	-	-	-	-	1	-	-
33341	HVAC & commercial refrigeration equipment mfg .....	(E)	(D)	(D)	1	-	-	-	-	-	-	1	-	-
3335	Metalworking machinery mfg .....	128	1 086	4 086	8	2	2	3	-	1	-	-	-	-
33351	Metalworking machinery mfg .....	128	1 086	4 086	8	2	2	3	-	1	-	-	-	-
3339	Other general purpose machinery mfg .....	(C)	(D)	(D)	2	-	-	-	-	2	-	-	-	-
336	Transportation equipment mfg .....	(H)	(D)	(D)	4	1	-	-	1	-	-	1	-	1
3363	Motor vehicle parts mfg .....	(H)	(D)	(D)	3	-	-	-	1	-	-	1	-	1
33639	Other motor vehicle parts mfg .....	(H)	(D)	(D)	2	-	-	-	-	-	-	1	-	1
<b>42</b>	<b>Wholesale trade</b> .....	<b>226</b>	<b>1 454</b>	<b>5 739</b>	<b>15</b>	<b>5</b>	<b>3</b>	<b>3</b>	<b>3</b>	<b>1</b>	-	-	-	-
422	Wholesale trade, nondurable goods .....	155	972	3 775	8	3	1	1	2	1	-	-	-	-
<b>44-45</b>	<b>Retail trade</b> .....	<b>1 192</b>	<b>4 657</b>	<b>19 360</b>	<b>90</b>	<b>38</b>	<b>23</b>	<b>15</b>	<b>8</b>	<b>5</b>	<b>1</b>	-	-	-
441	Motor vehicle & parts dealers .....	156	930	3 845	17	8	3	3	3	-	-	-	-	-
445	Food & beverage stores .....	305	905	3 548	11	3	3	2	-	3	-	-	-	-
4451	Grocery stores .....	(E)	(D)	(D)	6	-	2	1	-	3	-	-	-	-
44511	Grocery (except convenience) stores .....	254	797	3 171	3	-	-	-	-	3	-	-	-	-
445110	Grocery (except convenience) stores .....	254	797	3 171	3	-	-	-	-	3	-	-	-	-
446	Health & personal care stores .....	121	527	2 091	5	2	-	-	2	1	-	-	-	-
4461	Health & personal care stores .....	121	527	2 091	5	2	-	-	2	1	-	-	-	-
44611	Pharmacies & drug stores .....	(C)	(D)	(D)	3	-	-	-	2	1	-	-	-	-
452	General merchandise stores .....	262	855	3 728	5	-	2	1	-	1	1	-	-	-
4521	Department stores .....	(C)	(D)	(D)	2	-	-	-	-	1	1	-	-	-
45211	Department stores .....	(C)	(D)	(D)	2	-	-	-	-	1	1	-	-	-
<b>48-49</b>	<b>Transportation &amp; warehousing</b> .....	<b>35</b>	<b>186</b>	<b>914</b>	<b>12</b>	<b>8</b>	<b>4</b>	-	-	-	-	-	-	-
<b>51</b>	<b>Information</b> .....	<b>160</b>	<b>928</b>	<b>3 330</b>	<b>8</b>	<b>2</b>	<b>2</b>	<b>1</b>	<b>1</b>	<b>2</b>	-	-	-	-
<b>52</b>	<b>Finance &amp; insurance</b> .....	<b>212</b>	<b>1 403</b>	<b>5 385</b>	<b>40</b>	<b>26</b>	<b>7</b>	<b>6</b>	<b>1</b>	-	-	-	-	-
522	Credit intermediation & related activities .....	151	876	3 356	20	8	7	4	1	-	-	-	-	-
5221	Depository credit intermediation .....	122	695	2 622	12	1	7	3	1	-	-	-	-	-
<b>53</b>	<b>Real estate &amp; rental &amp; leasing</b> .....	<b>88</b>	<b>236</b>	<b>967</b>	<b>24</b>	<b>20</b>	<b>2</b>	<b>1</b>	<b>1</b>	-	-	-	-	-
<b>54</b>	<b>Professional, scientific &amp; technical services</b> .....	<b>159</b>	<b>1 188</b>	<b>3 970</b>	<b>32</b>	<b>19</b>	<b>11</b>	<b>1</b>	<b>1</b>	-	-	-	-	-
541	Professional, scientific & technical services .....	159	1 188	3 970	32	19	11	1	1	-	-	-	-	-
<b>55</b>	<b>Management of companies &amp; enterprises</b> .....	<b>(B)</b>	<b>(D)</b>	<b>(D)</b>	<b>3</b>	-	<b>2</b>	<b>1</b>	-	-	-	-	-	-
<b>56</b>	<b>Admin, support, waste mgt, remediation services</b> .....	<b>163</b>	<b>825</b>	<b>3 426</b>	<b>23</b>	<b>16</b>	<b>4</b>	-	<b>2</b>	<b>1</b>	-	-	-	-
561	Administrative & support services .....	(C)	(D)	(D)	21	15	4	-	1	1	-	-	-	-
<b>61</b>	<b>Educational services</b> .....	<b>(A)</b>	<b>(D)</b>	<b>(D)</b>	<b>1</b>	<b>1</b>	-	-	-	-	-	-	-	-
<b>62</b>	<b>Health care and social assistance</b> .....	<b>1 429</b>	<b>8 718</b>	<b>36 578</b>	<b>66</b>	<b>29</b>	<b>19</b>	<b>6</b>	<b>5</b>	<b>3</b>	<b>3</b>	<b>1</b>	-	-
621	Ambulatory health care services .....	(E)	(D)	(D)	38	17	14	3	2	2	-	-	-	-
6211	Offices of physicians .....	116	1 016	5 053	21	11	8	2	-	-	-	-	-	-
62111	Offices of physicians .....	116	1 016	5 053	21	11	8	2	-	-	-	-	-	-
6216	Home health care services .....	(C)	(D)	(D)	2	-	-	-	-	2	-	-	-	-
62161	Home health care services .....	(C)	(D)	(D)	2	-	-	-	-	2	-	-	-	-
622	Hospitals .....	(E)	(D)	(D)	1	-	-	-	-	-	-	1	-	-
6221	General medical & surgical hospitals .....	(E)	(D)	(D)	1	-	-	-	-	-	-	1	-	-
62211	General medical & surgical hospitals .....	(E)	(D)	(D)	1	-	-	-	-	-	-	1	-	-
623	Nursing & residential care facilities .....	428	2 685	11 450	13	3	4	2	1	1	2	-	-	-
6231	Nursing care facilities .....	(E)	(D)	(D)	4	1	-	-	1	1	1	-	-	-
62311	Nursing care facilities .....	(E)	(D)	(D)	4	1	-	-	1	1	1	-	-	-
6232	Residential mental retardation, health facil .....	(C)	(D)	(D)	9	2	4	2	-	-	1	-	-	-
62321	Residential mental retardation facilities .....	(C)	(D)	(D)	9	2	4	2	-	-	1	-	-	-
624	Social assistance .....	(C)	(D)	(D)	14	9	1	1	2	-	1	-	-	-
6241	Individual & family services .....	132	114	483	3	1	-	-	1	-	1	-	-	-
62412	Services for elderly & disabled persons .....	(C)	(D)	(D)	2	-	-	-	1	-	1	-	-	-
<b>71</b>	<b>Arts, entertainment &amp; recreation</b> .....	<b>85</b>	<b>254</b>	<b>950</b>	<b>6</b>	<b>1</b>	-	<b>4</b>	<b>1</b>	-	-	-	-	-

See footnotes at end of table.



**Table 6. Counties—Employees, Payroll, and Establishments by Industry: 2000—Con.**

[Excludes most government employees, railroad employees, and self-employed persons. Size class 1 to 4 includes establishments with payroll, but no employees, during mid-March pay period. (D) denotes figures withheld to avoid disclosing data for individual companies; the data are included in broader industry totals. Detailed industries with 100 or more employees are shown if industry was not a (D). For explanation of terms, abbreviations, and data reliability/comparability, see introductory text]

NAICS code	Industry	Number of employees for week including March 12	Payroll (\$1,000)		Total number of establishments	Number of establishments by employment-size class								
			First quarter	Annual		1 to 4	5 to 9	10 to 19	20 to 49	50 to 99	100 to 249	250 to 499	500 to 999	1,000 or more
<b>FAYETTE—Con.</b>														
<b>72</b>	<b>Accommodation &amp; food services</b> .....	<b>781</b>	<b>1 528</b>	<b>6 275</b>	<b>47</b>	<b>13</b>	<b>6</b>	<b>11</b>	<b>15</b>	<b>2</b>	—	—	—	—
722	Food services & drinking places .....	(F)	(D)	(D)	44	11	6	11	14	2	—	—	—	—
7221	Full-service restaurants .....	191	290	964	11	4	1	2	3	1	—	—	—	—
72211	Full-service restaurants .....	191	290	964	11	4	1	2	3	1	—	—	—	—
722110	Full-service restaurants .....	191	290	964	11	4	1	2	3	1	—	—	—	—
7222	Limited-service eating places .....	504	1 047	4 409	25	3	4	7	10	1	—	—	—	—
72221	Limited-service eating places .....	504	1 047	4 409	25	3	4	7	10	1	—	—	—	—
722211	Limited-service restaurants .....	501	1 037	4 386	23	1	4	7	10	1	—	—	—	—
<b>81</b>	<b>Other services (except public administration)</b> .....	<b>483</b>	<b>1 488</b>	<b>5 958</b>	<b>81</b>	<b>51</b>	<b>21</b>	<b>5</b>	<b>2</b>	<b>2</b>	—	—	—	—
813	Religious, grantmaking, civic, prof & like organizations .....	307	652	2 542	49	33	10	3	2	1	—	—	—	—
8131	Religious organizations .....	121	371	1 354	21	13	5	2	1	—	—	—	—	—
81311	Religious organizations .....	121	371	1 354	21	13	5	2	1	—	—	—	—	—
813110	Religious organizations .....	121	371	1 354	21	13	5	2	1	—	—	—	—	—
<b>99</b>	<b>Unclassified establishments</b> .....	<b>3</b>	<b>13</b>	<b>116</b>	<b>3</b>	<b>3</b>	—	—	—	—	—	—	—	—
<b>FLOYD</b>														
	<b>Total</b> .....	<b>26 759</b>	<b>163 486</b>	<b>695 883</b>	<b>1 721</b>	<b>864</b>	<b>376</b>	<b>234</b>	<b>162</b>	<b>52</b>	<b>23</b>	<b>5</b>	<b>3</b>	<b>2</b>
<b>22</b>	<b>Utilities</b> .....	<b>(C)</b>	<b>(D)</b>	<b>(D)</b>	<b>5</b>	<b>1</b>	<b>2</b>	<b>1</b>	—	—	<b>1</b>	—	—	—
221	Utilities .....	(C)	(D)	(D)	5	1	2	1	—	—	1	—	—	—
2211	Elec pwr generation, transmn & distribution .....	(C)	(D)	(D)	2	—	—	1	—	—	1	—	—	—
22111	Electric power generation .....	(C)	(D)	(D)	1	—	—	—	—	—	1	—	—	—
<b>23</b>	<b>Construction</b> .....	<b>2 260</b>	<b>14 776</b>	<b>66 128</b>	<b>267</b>	<b>153</b>	<b>56</b>	<b>36</b>	<b>17</b>	<b>2</b>	<b>3</b>	—	—	—
233	Building, developing & general contracting .....	438	3 450	13 873	85	62	15	5	2	—	1	—	—	—
2332	Residential building construction .....	(C)	(D)	(D)	66	50	13	2	1	—	—	—	—	—
23321	Single-family housing construction .....	225	1 391	4 657	64	49	12	2	1	—	—	—	—	—
233210	Single-family housing construction .....	225	1 391	4 657	64	49	12	2	1	—	—	—	—	—
2333	Nonresidential building construction .....	200	2 018	8 954	16	9	2	3	1	—	1	—	—	—
23332	Commercial & institutional bldg construction ..	151	1 630	7 470	11	6	2	2	—	—	1	—	—	—
233320	Commercial & institutional bldg construction ..	151	1 630	7 470	11	6	2	2	—	—	1	—	—	—
234	Heavy construction .....	238	2 225	10 592	10	2	4	2	1	—	1	—	—	—
2349	Other heavy construction .....	210	2 079	9 302	7	2	2	1	1	—	1	—	—	—
23499	All other heavy construction .....	(C)	(D)	(D)	3	—	1	—	1	—	1	—	—	—
235	Special trade contractors .....	1 584	9 101	41 663	172	89	37	29	14	2	1	—	—	—
2351	Plumbing, heating & AC contractor .....	425	2 704	10 904	39	17	10	5	7	—	—	—	—	—
23511	Plumbing, heating & AC contractor .....	425	2 704	10 904	39	17	10	5	7	—	—	—	—	—
235110	Plumbing, heating & AC contractor .....	425	2 704	10 904	39	17	10	5	7	—	—	—	—	—
2353	Electrical contractors .....	115	722	3 166	16	10	1	4	1	—	—	—	—	—
23531	Electrical contractors .....	115	722	3 166	16	10	1	4	1	—	—	—	—	—
235310	Electrical contractors .....	115	722	3 166	16	10	1	4	1	—	—	—	—	—
2354	Masonry, drywall, insulation, tile contractors ..	204	776	3 638	22	9	7	4	1	1	—	—	—	—
23541	Masonry & stone contractors .....	167	618	2 943	15	5	5	3	1	1	—	—	—	—
235410	Masonry & stone contractors .....	167	618	2 943	15	5	5	3	1	1	—	—	—	—
2355	Carpentry & floor contractors .....	102	535	2 261	23	16	3	4	—	—	—	—	—	—
2357	Concrete contractors .....	314	1 713	9 353	28	9	8	7	3	1	—	—	—	—
23571	Concrete contractors .....	314	1 713	9 353	28	9	8	7	3	1	—	—	—	—
235710	Concrete contractors .....	314	1 713	9 353	28	9	8	7	3	1	—	—	—	—
2359	Other special trade contractors .....	314	2 177	10 016	19	11	3	2	2	—	1	—	—	—
23591	Structural steel erection contractors .....	(C)	(D)	(D)	1	—	—	—	—	—	1	—	—	—
<b>31-33</b>	<b>Manufacturing</b> .....	<b>7 476</b>	<b>54 707</b>	<b>231 693</b>	<b>120</b>	<b>29</b>	<b>17</b>	<b>17</b>	<b>25</b>	<b>18</b>	<b>7</b>	<b>4</b>	<b>3</b>	—
311	Food mfg .....	(F)	(D)	(D)	8	4	1	1	—	1	—	—	1	—
3118	Bakeries & tortilla mfg .....	(F)	(D)	(D)	4	1	1	1	—	—	—	—	1	—
31182	Cookie, cracker & pasta mfg .....	(F)	(D)	(D)	1	—	—	—	—	—	—	—	1	—
321	Wood product mfg .....	626	3 581	16 483	13	1	—	2	3	6	1	—	—	—
3212	Veneer, plywood & engineered wood product mfg .....	472	2 665	11 598	8	—	—	1	1	5	1	—	—	—
32121	Veneer, plywood & engineered wood product mfg .....	472	2 665	11 598	8	—	—	1	1	5	1	—	—	—
3219	Other wood product mfg .....	154	916	4 885	5	1	—	1	2	1	—	—	—	—
32191	Millwork .....	(C)	(D)	(D)	2	—	—	—	1	1	—	—	—	—
322	Paper mfg .....	(C)	(D)	(D)	2	—	—	—	—	—	2	—	—	—
3222	Converted paper product mfg .....	(C)	(D)	(D)	2	—	—	—	—	—	2	—	—	—
32221	Paperboard container mfg .....	(C)	(D)	(D)	1	—	—	—	—	—	1	—	—	—
32229	Other converted paper product mfg .....	(C)	(D)	(D)	1	—	—	—	—	—	1	—	—	—
323	Printing & related support activities .....	898	7 169	28 078	13	5	3	1	2	1	—	—	1	—
3231	Printing & related support activities .....	898	7 169	28 078	13	5	3	1	2	1	—	—	1	—
32311	Printing .....	(F)	(D)	(D)	11	4	2	1	2	1	—	—	1	—
326	Plastics & rubber products mfg .....	1 207	7 580	30 679	5	—	1	—	1	1	1	—	1	—
3261	Plastics product mfg .....	1 207	7 580	30 679	5	—	1	—	1	1	1	—	1	—
32619	Other plastics product mfg .....	(G)	(D)	(D)	4	—	1	—	—	1	1	—	1	—
327	Nonmetallic mineral product mfg .....	(C)	(D)	(D)	2	—	—	1	—	—	1	—	—	—
3279	Other nonmetallic mineral product mfg .....	(C)	(D)	(D)	1	—	—	—	—	—	1	—	—	—
32799	All other nonmetallic mineral product mfg .....	(C)	(D)	(D)	1	—	—	—	—	—	1	—	—	—

See footnotes at end of table.

**Table 6. Counties—Employees, Payroll, and Establishments by Industry: 2000—Con.**

[Excludes most government employees, railroad employees, and self-employed persons. Size class 1 to 4 includes establishments with payroll, but no employees, during mid-March pay period. (D) denotes figures withheld to avoid disclosing data for individual companies; the data are included in broader industry totals. Detailed industries with 100 or more employees are shown if industry was not a (D). For explanation of terms, abbreviations, and data reliability/comparability, see introductory text]

NAICS code	Industry	Number of employees for week including March 12	Payroll (\$1,000)		Total number of establishments	Number of establishments by employment-size class								
			First quarter	Annual		1 to 4	5 to 9	10 to 19	20 to 49	50 to 99	100 to 249	250 to 499	500 to 999	1,000 or more
<b>FLOYD—Con.</b>														
<b>31-33</b>	<b>Manufacturing—Con.</b>													
332	Fabricated metal product mfg .....	729	5 787	23 534	25	4	5	6	5	4	1	-	-	-
3325	Hardware mfg .....	(C)	(D)	(D)	2	-	-	-	1	1	-	-	-	-
33251	Hardware mfg .....	(C)	(D)	(D)	2	-	-	-	1	1	-	-	-	-
3327	Mach shops, turn prod, screw, nut, bolt mfg ....	138	954	4 274	13	3	4	5	1	-	-	-	-	-
33271	Machine shops .....	138	954	4 274	13	3	4	5	1	-	-	-	-	-
332710	Machine shops .....	138	954	4 274	13	3	4	5	1	-	-	-	-	-
3328	Coating, engrave, heat treating & oth activity ...	143	1 492	6 499	3	-	-	-	2	1	-	-	-	-
33281	Coating, engrave, heat treating & oth activity .	143	1 492	6 499	3	-	-	-	2	1	-	-	-	-
3329	Other fabricated metal product mfg .....	227	1 969	7 756	4	1	-	1	-	1	1	-	-	-
33299	All other fabricated metal product mfg .....	227	1 969	7 756	4	1	-	1	-	1	1	-	-	-
333	Machinery mfg .....	745	3 395	14 388	11	2	1	2	4	1	-	1	-	-
3334	HVAC & commercial refrigeration equipment mfg .....	(E)	(D)	(D)	1	-	-	-	-	-	-	1	-	-
33341	HVAC & commercial refrigeration equipment mfg .....	(E)	(D)	(D)	1	-	-	-	-	-	-	1	-	-
3339	Other general purpose machinery mfg .....	138	453	1 979	4	1	1	-	1	1	-	-	-	-
33392	Material handling equipment mfg .....	(C)	(D)	(D)	2	-	-	-	1	1	-	-	-	-
334	Computer & electronic product mfg .....	672	9 226	36 542	8	2	2	-	2	-	1	1	-	-
3344	Semiconductor & oth electronic component mfg .....	(F)	(D)	(D)	5	1	-	-	2	-	1	1	-	-
33441	Semiconductor & oth electronic component mfg .....	(F)	(D)	(D)	5	1	-	-	2	-	1	1	-	-
336	Transportation equipment mfg .....	(E)	(D)	(D)	2	-	-	-	-	1	-	1	-	-
3363	Motor vehicle parts mfg .....	(E)	(D)	(D)	1	-	-	-	-	-	-	1	-	-
33634	Motor vehicle brake system mfg .....	(E)	(D)	(D)	1	-	-	-	-	-	-	1	-	-
337	Furniture & related product mfg .....	562	3 990	16 543	10	4	1	1	3	-	-	1	-	-
3372	Office furniture (including fixtures) mfg .....	(E)	(D)	(D)	3	-	1	-	1	-	-	1	-	-
33721	Office furniture (including fixtures) mfg .....	(E)	(D)	(D)	3	-	1	-	1	-	-	1	-	-
339	Miscellaneous mfg .....	211	1 225	4 791	8	3	-	2	2	1	-	-	-	-
3399	Other miscellaneous mfg .....	(C)	(D)	(D)	5	2	-	1	1	1	-	-	-	-
33999	All other misc mfg .....	(C)	(D)	(D)	2	-	-	-	1	1	-	-	-	-
<b>42</b>	<b>Wholesale trade .....</b>	<b>1 119</b>	<b>10 300</b>	<b>43 797</b>	<b>103</b>	<b>50</b>	<b>12</b>	<b>21</b>	<b>18</b>	<b>2</b>	-	-	-	-
421	Wholesale trade, durable goods .....	651	6 186	27 013	67	33	10	13	10	1	-	-	-	-
4213	Lumber & other construction materials whsle ...	151	2 260	9 744	9	4	1	1	2	1	-	-	-	-
42131	Lumber, plywood, millwork & wood panel whsle .....	(C)	(D)	(D)	5	2	-	1	1	1	-	-	-	-
4218	Machinery, equipment & supplies whsle .....	206	1 613	7 087	19	6	3	8	2	-	-	-	-	-
422	Wholesale trade, nondurable goods .....	468	4 114	16 784	36	17	2	8	8	1	-	-	-	-
4224	Grocery & related product whsle .....	205	2 100	8 605	9	3	-	2	4	-	-	-	-	-
42249	Other grocery & related products whsle .....	105	1 006	4 564	4	1	-	1	2	-	-	-	-	-
422490	Other grocery & related products whsle ....	105	1 006	4 564	4	1	-	1	2	-	-	-	-	-
4229	Miscellaneous nondurable goods whsle .....	151	953	4 292	13	6	1	2	4	-	-	-	-	-
<b>44-45</b>	<b>Retail trade .....</b>	<b>2 940</b>	<b>11 865</b>	<b>47 946</b>	<b>226</b>	<b>86</b>	<b>67</b>	<b>46</b>	<b>13</b>	<b>11</b>	<b>2</b>	<b>1</b>	-	-
441	Motor vehicle & parts dealers .....	134	727	3 059	19	11	4	3	-	1	-	-	-	-
442	Furniture & home furnishing stores .....	143	886	3 168	17	8	6	2	-	1	-	-	-	-
4421	Furniture stores .....	101	654	2 349	6	1	2	2	-	1	-	-	-	-
44211	Furniture stores .....	101	654	2 349	6	1	2	2	-	1	-	-	-	-
442110	Furniture stores .....	101	654	2 349	6	1	2	2	-	1	-	-	-	-
444	Bldg material & garden equip & supp dealers .....	300	1 628	7 343	23	7	8	4	2	2	-	-	-	-
4441	Building material & supplies dealers .....	280	1 576	7 061	19	6	5	4	2	2	-	-	-	-
44419	Other building material dealers .....	223	1 373	5 702	11	3	2	3	1	2	-	-	-	-
444190	Other building material dealers .....	223	1 373	5 702	11	3	2	3	1	2	-	-	-	-
445	Food & beverage stores .....	945	2 996	11 611	31	9	10	5	1	4	1	1	-	-
4451	Grocery stores .....	850	2 791	10 753	16	4	2	3	1	4	1	1	-	-
44511	Grocery (except convenience) stores .....	820	2 716	10 385	12	3	1	1	1	4	1	1	-	-
445110	Grocery (except convenience) stores .....	820	2 716	10 385	12	3	1	1	1	4	1	1	-	-
446	Health & personal care stores .....	250	1 152	4 806	15	4	2	5	3	1	-	-	-	-
4461	Health & personal care stores .....	250	1 152	4 806	15	4	2	5	3	1	-	-	-	-
44611	Pharmacies & drug stores .....	244	1 122	4 674	11	-	2	5	3	1	-	-	-	-
446110	Pharmacies & drug stores .....	244	1 122	4 674	11	-	2	5	3	1	-	-	-	-
447	Gasoline stations .....	344	1 208	4 932	41	10	15	15	1	-	-	-	-	-
4471	Gasoline stations .....	344	1 208	4 932	41	10	15	15	1	-	-	-	-	-
44711	Gasoline stations with convenience stores ...	288	955	3 868	30	4	11	14	1	-	-	-	-	-
447110	Gasoline stations with convenience stores .	288	955	3 868	30	4	11	14	1	-	-	-	-	-
448	Clothing & clothing accessories stores .....	103	225	1 042	18	9	7	1	1	-	-	-	-	-
452	General merchandise stores .....	290	1 063	4 596	8	-	3	2	1	1	1	-	-	-
4521	Department stores .....	(C)	(D)	(D)	2	-	-	-	-	1	1	-	-	-
45211	Department stores .....	(C)	(D)	(D)	2	-	-	-	-	1	1	-	-	-
453	Miscellaneous store retailers .....	260	904	3 709	35	18	8	7	2	-	-	-	-	-
4539	Other miscellaneous store retailers .....	128	511	2 091	13	5	1	7	-	-	-	-	-	-
<b>48-49</b>	<b>Transportation &amp; warehousing .....</b>	<b>286</b>	<b>2 128</b>	<b>9 441</b>	<b>40</b>	<b>26</b>	<b>7</b>	<b>3</b>	<b>3</b>	<b>1</b>	-	-	-	-
484	Truck transportation .....	117	668	3 320	26	19	4	2	1	-	-	-	-	-
<b>51</b>	<b>Information .....</b>	<b>272</b>	<b>2 253</b>	<b>8 280</b>	<b>27</b>	<b>17</b>	<b>2</b>	<b>4</b>	<b>2</b>	<b>2</b>	-	-	-	-

See footnotes at end of table.

**Table 6. Counties—Employees, Payroll, and Establishments by Industry: 2000—Con.**

[Excludes most government employees, railroad employees, and self-employed persons. Size class 1 to 4 includes establishments with payroll, but no employees, during mid-March pay period. (D) denotes figures withheld to avoid disclosing data for individual companies; the data are included in broader industry totals. Detailed industries with 100 or more employees are shown if industry was not a (D). For explanation of terms, abbreviations, and data reliability/comparability, see introductory text]

NAICS code	Industry	Number of employees for week including March 12	Payroll (\$1,000)		Total number of establishments	Number of establishments by employment-size class								
			First quarter	Annual		1 to 4	5 to 9	10 to 19	20 to 49	50 to 99	100 to 249	250 to 499	500 to 999	1,000 or more
<b>FLOYD—Con.</b>														
<b>52</b>	<b>Finance &amp; insurance</b> .....	<b>742</b>	<b>5 797</b>	<b>22 230</b>	<b>126</b>	<b>73</b>	<b>34</b>	<b>12</b>	<b>5</b>	<b>2</b>	—	—	—	—
522	Credit intermediation & related activities .....	413	2 513	9 568	52	20	21	6	4	1	—	—	—	—
5221	Depository credit intermediation .....	358	2 106	7 851	37	10	16	6	4	1	—	—	—	—
52211	Commercial banking .....	235	1 700	6 231	27	7	12	5	3	—	—	—	—	—
522110	Commercial banking .....	235	1 700	6 231	27	7	12	5	3	—	—	—	—	—
524	Insurance carriers & related activities .....	234	2 252	8 218	54	36	11	6	1	—	—	—	—	—
5242	Agencies & other insurance related activities ...	175	1 439	5 634	44	30	9	5	—	—	—	—	—	—
52421	Insurance agencies & brokerages .....	164	1 306	5 121	40	27	8	5	—	—	—	—	—	—
524210	Insurance agencies & brokerages .....	164	1 306	5 121	40	27	8	5	—	—	—	—	—	—
<b>53</b>	<b>Real estate &amp; rental &amp; leasing</b> .....	<b>264</b>	<b>1 077</b>	<b>4 757</b>	<b>63</b>	<b>43</b>	<b>13</b>	<b>6</b>	<b>1</b>	—	—	—	—	—
531	Real estate .....	164	637	2 849	48	38	6	3	1	—	—	—	—	—
532	Rental & leasing services .....	100	440	1 908	15	5	7	3	—	—	—	—	—	—
<b>54</b>	<b>Professional, scientific &amp; technical services</b> .....	<b>1 110</b>	<b>7 948</b>	<b>35 781</b>	<b>156</b>	<b>107</b>	<b>27</b>	<b>9</b>	<b>9</b>	<b>2</b>	<b>2</b>	—	—	—
541	Professional, scientific & technical services .....	1 110	7 948	35 781	156	107	27	9	9	2	2	—	—	—
5411	Legal services .....	178	1 203	5 431	45	30	10	5	—	—	—	—	—	—
54111	Offices of lawyers .....	171	1 166	5 255	42	27	10	5	—	—	—	—	—	—
541110	Offices of lawyers .....	171	1 166	5 255	42	27	10	5	—	—	—	—	—	—
5412	Accounting, tax prep, bookkeep, payroll services .....	209	1 404	5 518	17	10	3	—	3	1	—	—	—	—
54121	Accounting, tax prep, bookkeep, payroll services .....	209	1 404	5 518	17	10	3	—	3	1	—	—	—	—
5413	Architectural, engineering & related services ...	229	2 256	10 503	29	19	4	1	4	1	—	—	—	—
54133	Engineering services .....	117	1 280	6 282	15	11	2	—	1	1	—	—	—	—
541330	Engineering services .....	117	1 280	6 282	15	11	2	—	1	1	—	—	—	—
5415	Computer systems design & related services ...	208	1 555	6 973	20	15	3	1	—	1	—	—	—	—
54151	Computer systems design & related services ...	208	1 555	6 973	20	15	3	1	—	1	—	—	—	—
541512	Computer systems design services .....	188	1 372	6 276	11	7	2	1	—	1	—	—	—	—
5418	Advertising & related services .....	122	462	2 361	11	9	1	—	—	—	1	—	—	—
54186	Direct mail advertising .....	(C)	(D)	(D)	1	—	—	—	—	—	1	—	—	—
<b>55</b>	<b>Management of companies &amp; enterprises</b> .....	<b>40</b>	<b>343</b>	<b>1 560</b>	<b>5</b>	<b>2</b>	<b>2</b>	—	<b>1</b>	—	—	—	—	—
<b>56</b>	<b>Admin, support, waste mgt, remediation services</b> .....	<b>495</b>	<b>2 217</b>	<b>11 143</b>	<b>71</b>	<b>42</b>	<b>16</b>	<b>7</b>	<b>5</b>	<b>1</b>	—	—	—	—
561	Administrative & support services .....	471	2 083	10 503	67	40	16	5	5	1	—	—	—	—
5613	Employment services .....	111	530	2 265	4	1	1	—	1	—	—	—	—	—
56132	Temporary help services .....	(C)	(D)	(D)	3	—	1	1	—	1	—	—	—	—
5617	Services to buildings & dwellings .....	243	952	5 447	36	21	9	2	4	—	—	—	—	—
56173	Landscaping services .....	108	395	2 938	16	9	5	—	2	—	—	—	—	—
561730	Landscaping services .....	108	395	2 938	16	9	5	—	2	—	—	—	—	—
<b>61</b>	<b>Educational services</b> .....	<b>70</b>	<b>265</b>	<b>1 017</b>	<b>11</b>	<b>6</b>	<b>3</b>	<b>1</b>	—	—	—	—	—	—
<b>62</b>	<b>Health care and social assistance</b> .....	<b>3 735</b>	<b>22 506</b>	<b>98 510</b>	<b>179</b>	<b>81</b>	<b>49</b>	<b>23</b>	<b>16</b>	<b>3</b>	<b>6</b>	—	—	<b>1</b>
621	Ambulatory health care services .....	863	7 013	35 972	123	64	36	14	9	—	—	—	—	—
6211	Offices of physicians .....	514	5 140	27 636	60	28	16	10	6	—	—	—	—	—
62111	Offices of physicians .....	514	5 140	27 636	60	28	16	10	6	—	—	—	—	—
621111	Offices of physicians (exc mental health) ...	514	5 140	27 636	60	28	16	10	6	—	—	—	—	—
6212	Offices of dentists .....	156	909	3 935	31	15	14	2	—	—	—	—	—	—
62121	Offices of dentists .....	156	909	3 935	31	15	14	2	—	—	—	—	—	—
621210	Offices of dentists .....	156	909	3 935	31	15	14	2	—	—	—	—	—	—
622	Hospitals .....	(G)	(D)	(D)	2	—	—	—	—	—	1	—	—	1
6221	General medical & surgical hospitals .....	(G)	(D)	(D)	1	—	—	—	—	—	—	—	—	1
62211	General medical & surgical hospitals .....	(G)	(D)	(D)	1	—	—	—	—	—	—	—	—	1
6223	Other specialty hospitals .....	(C)	(D)	(D)	1	—	—	—	—	—	1	—	—	—
62231	Other specialty hospitals .....	(C)	(D)	(D)	1	—	—	—	—	—	1	—	—	—
623	Nursing & residential care facilities .....	739	3 676	15 877	16	1	5	4	1	1	4	—	—	—
6231	Nursing care facilities .....	471	2 473	10 801	7	1	2	—	1	—	3	—	—	—
62311	Nursing care facilities .....	471	2 473	10 801	7	1	2	—	1	—	3	—	—	—
623110	Nursing care facilities .....	471	2 473	10 801	7	1	2	—	1	—	3	—	—	—
6233	Community care facilities for the elderly .....	203	959	3 937	3	—	—	1	—	1	1	—	—	—
62331	Community care facilities for the elderly .....	203	959	3 937	3	—	—	1	—	1	1	—	—	—
623311	Continuing care retirement communities ...	203	959	3 937	3	—	—	1	—	1	1	—	—	—
624	Social assistance .....	(F)	(D)	(D)	38	16	8	5	6	2	1	—	—	—
6241	Individual & family services .....	(C)	(D)	(D)	16	9	5	—	1	1	—	—	—	—
62412	Services for elderly & disabled persons .....	131	472	2 027	5	2	1	—	1	1	—	—	—	—
624120	Services for elderly & disabled persons .....	131	472	2 027	5	2	1	—	1	1	—	—	—	—
6243	Vocational rehabilitation services .....	(C)	(D)	(D)	5	1	1	1	1	1	—	—	—	—
62431	Vocational rehabilitation services .....	(C)	(D)	(D)	5	1	1	1	1	1	—	—	—	—
6244	Child day care services .....	344	759	3 077	16	5	2	4	4	—	1	—	—	—
62441	Child day care services .....	344	759	3 077	16	5	2	4	4	—	1	—	—	—
624410	Child day care services .....	344	759	3 077	16	5	2	4	4	—	1	—	—	—
<b>71</b>	<b>Arts, entertainment &amp; recreation</b> .....	<b>(G)</b>	<b>(D)</b>	<b>(D)</b>	<b>26</b>	<b>14</b>	<b>5</b>	<b>3</b>	<b>3</b>	—	—	—	—	<b>1</b>
713	Amusement, gambling & recreation industries ....	(G)	(D)	(D)	18	7	5	2	3	—	—	—	—	1
7132	Gambling industries .....	(G)	(D)	(D)	2	—	—	1	—	—	—	—	—	1
71321	Casinos (except hotel casinos) .....	(G)	(D)	(D)	1	—	—	—	—	—	—	—	—	1
7139	Other amusement & recreation industries .....	154	403	1 898	16	7	5	1	3	—	—	—	—	—

See footnotes at end of table.

**Table 6. Counties—Employees, Payroll, and Establishments by Industry: 2000—Con.**

[Excludes most government employees, railroad employees, and self-employed persons. Size class 1 to 4 includes establishments with payroll, but no employees, during mid-March pay period. (D) denotes figures withheld to avoid disclosing data for individual companies; the data are included in broader industry totals. Detailed industries with 100 or more employees are shown if industry was not a (D). For explanation of terms, abbreviations, and data reliability/comparability, see introductory text]

NAICS code	Industry	Number of employees for week including March 12	Payroll (\$1,000)		Total number of establishments	Number of establishments by employment-size class									
			First quarter	Annual		1 to 4	5 to 9	10 to 19	20 to 49	50 to 99	100 to 249	250 to 499	500 to 999	1,000 or more	
<b>FLOYD—Con.</b>															
<b>72</b>	<b>Accommodation &amp; food services</b> .....	<b>1 829</b>	<b>4 636</b>	<b>20 358</b>	<b>98</b>	<b>28</b>	<b>16</b>	<b>13</b>	<b>35</b>	<b>6</b>	—	—	—	—	
722	Food-service & drinking places .....	1 779	4 481	19 387	95	27	15	13	34	6	—	—	—	—	
7221	Full-service restaurants .....	621	1 523	6 673	28	11	5	—	7	5	—	—	—	—	
72211	Full-service restaurants .....	621	1 523	6 673	28	11	5	—	7	5	—	—	—	—	
722110	Full-service restaurants .....	621	1 523	6 673	28	11	5	—	7	5	—	—	—	—	
7222	Limited-service eating places .....	1 034	2 602	11 283	52	10	4	12	25	1	—	—	—	—	
72221	Limited-service eating places .....	1 034	2 602	11 283	52	10	4	12	25	1	—	—	—	—	
722211	Limited-service restaurants .....	942	2 471	10 587	44	6	3	11	23	1	—	—	—	—	
<b>81</b>	<b>Other services (except public administration)</b> .....	<b>1 557</b>	<b>7 854</b>	<b>28 641</b>	<b>192</b>	<b>103</b>	<b>47</b>	<b>30</b>	<b>8</b>	<b>2</b>	<b>2</b>	—	—	—	
811	Repair & maintenance .....	457	4 285	13 752	61	26	23	9	2	1	—	—	—	—	
8111	Automotive repair & maintenance .....	296	1 247	5 194	39	14	16	7	2	—	—	—	—	—	
81119	Other automotive R&M .....	149	368	1 568	13	2	5	4	2	—	—	—	—	—	
812	Personal & laundry services .....	304	1 116	4 908	52	35	4	11	2	—	—	—	—	—	
8121	Personal care services .....	155	455	2 021	27	18	3	5	1	—	—	—	—	—	
81211	Hair, nail & skin care services .....	115	399	1 791	19	12	3	3	1	—	—	—	—	—	
812112	Beauty salons .....	111	393	1 768	17	10	3	3	1	—	—	—	—	—	
813	Religious, grantmaking, civic, prof & like organizations .....	796	2 453	9 981	79	42	20	10	4	1	2	—	—	—	
8131	Religious organizations .....	513	1 544	6 317	53	28	14	5	4	1	1	—	—	—	
81311	Religious organizations .....	513	1 544	6 317	53	28	14	5	4	1	1	—	—	—	
813110	Religious organizations .....	513	1 544	6 317	53	28	14	5	4	1	1	—	—	—	
8132	Grantmaking & giving services .....	180	503	1 939	6	3	2	—	—	—	1	—	—	—	
81321	Grantmaking & giving services .....	180	503	1 939	6	3	2	—	—	—	1	—	—	—	
<b>95</b>	<b>Auxiliaries (exc corporate, subsidiary &amp; regional mgt)</b> .....	<b>(B)</b>	<b>(D)</b>	<b>(D)</b>	<b>2</b>	—	—	<b>2</b>	—	—	—	—	—	—	
<b>99</b>	<b>Unclassified establishments</b> .....	<b>9</b>	<b>22</b>	<b>101</b>	<b>4</b>	<b>3</b>	<b>1</b>	—	—	—	—	—	—	—	
<b>FOUNTAIN</b>															
	<b>Total</b> .....	<b>5 030</b>	<b>29 600</b>	<b>117 021</b>	<b>378</b>	<b>245</b>	<b>60</b>	<b>36</b>	<b>22</b>	<b>9</b>	<b>2</b>	<b>1</b>	<b>3</b>	—	
<b>11</b>	<b>Forestry, fishing, hunting, and agriculture support</b> .....	<b>(A)</b>	<b>(D)</b>	<b>(D)</b>	<b>1</b>	<b>1</b>	—	—	—	—	—	—	—	—	
<b>21</b>	<b>Mining</b> .....	<b>(A)</b>	<b>(D)</b>	<b>(D)</b>	<b>1</b>	<b>1</b>	—	—	—	—	—	—	—	—	
<b>22</b>	<b>Utilities</b> .....	<b>20</b>	<b>161</b>	<b>690</b>	<b>3</b>	—	<b>2</b>	<b>1</b>	—	—	—	—	—	—	
<b>23</b>	<b>Construction</b> .....	<b>147</b>	<b>839</b>	<b>3 913</b>	<b>41</b>	<b>33</b>	<b>6</b>	<b>1</b>	<b>1</b>	—	—	—	—	—	
<b>31-33</b>	<b>Manufacturing</b> .....	<b>2 658</b>	<b>19 779</b>	<b>75 550</b>	<b>24</b>	<b>8</b>	<b>2</b>	<b>4</b>	<b>3</b>	<b>2</b>	<b>1</b>	<b>1</b>	<b>3</b>	—	
331	Primary metal mfg .....	(F)	(D)	(D)	2	—	—	—	—	—	1	—	1	—	
3315	Foundries .....	(F)	(D)	(D)	2	—	—	—	—	—	1	—	1	—	
33151	Ferrous metal foundries .....	(F)	(D)	(D)	2	—	—	—	—	—	1	—	1	—	
335	Electrical equip, appliance & component mfg .....	(E)	(D)	(D)	2	1	—	—	—	—	—	1	—	—	
3359	Other electrical equipment & component mfg .....	(E)	(D)	(D)	1	—	—	—	—	—	—	1	—	—	
33591	Battery mfg .....	(E)	(D)	(D)	1	—	—	—	—	—	—	1	—	—	
336	Transportation equipment mfg .....	(G)	(D)	(D)	2	—	—	—	—	—	—	—	2	—	
3363	Motor vehicle parts mfg .....	(G)	(D)	(D)	2	—	—	—	—	—	—	—	2	—	
33639	Other motor vehicle parts mfg .....	(G)	(D)	(D)	2	—	—	—	—	—	—	—	2	—	
<b>42</b>	<b>Wholesale trade</b> .....	<b>110</b>	<b>703</b>	<b>3 482</b>	<b>21</b>	<b>13</b>	<b>7</b>	—	<b>1</b>	—	—	—	—	—	
<b>44-45</b>	<b>Retail trade</b> .....	<b>716</b>	<b>2 577</b>	<b>10 302</b>	<b>78</b>	<b>41</b>	<b>16</b>	<b>12</b>	<b>6</b>	<b>3</b>	—	—	—	—	
441	Motor vehicle & parts dealers .....	113	703	2 816	14	8	2	2	2	—	—	—	—	—	
445	Food & beverage stores .....	203	535	2 049	10	4	2	1	1	2	—	—	—	—	
4451	Grocery stores .....	(C)	(D)	(D)	5	1	1	—	1	2	—	—	—	—	
44511	Grocery (except convenience) stores .....	(C)	(D)	(D)	5	1	1	—	1	2	—	—	—	—	
447	Gasoline stations .....	168	482	1 963	14	3	6	3	1	1	—	—	—	—	
4471	Gasoline stations .....	168	482	1 963	14	3	6	3	1	1	—	—	—	—	
44711	Gasoline stations with convenience stores .....	164	474	1 932	11	—	6	3	1	1	—	—	—	—	
447110	Gasoline stations with convenience stores .....	164	474	1 932	11	—	6	3	1	1	—	—	—	—	
<b>48-49</b>	<b>Transportation &amp; warehousing</b> .....	<b>77</b>	<b>406</b>	<b>1 880</b>	<b>22</b>	<b>16</b>	<b>4</b>	<b>2</b>	—	—	—	—	—	—	
<b>51</b>	<b>Information</b> .....	<b>30</b>	<b>269</b>	<b>1 101</b>	<b>8</b>	<b>4</b>	<b>4</b>	—	—	—	—	—	—	—	
<b>52</b>	<b>Finance &amp; insurance</b> .....	<b>161</b>	<b>878</b>	<b>3 464</b>	<b>24</b>	<b>15</b>	<b>4</b>	<b>2</b>	<b>3</b>	—	—	—	—	—	
522	Credit intermediation & related activities .....	149	840	3 296	17	8	4	2	3	—	—	—	—	—	
5221	Depository credit intermediation .....	149	840	3 296	17	8	4	2	3	—	—	—	—	—	
52211	Commercial banking .....	139	797	3 172	14	6	3	2	3	—	—	—	—	—	
522110	Commercial banking .....	139	797	3 172	14	6	3	2	3	—	—	—	—	—	
<b>53</b>	<b>Real estate &amp; rental &amp; leasing</b> .....	<b>31</b>	<b>43</b>	<b>172</b>	<b>8</b>	<b>6</b>	<b>1</b>	<b>1</b>	—	—	—	—	—	—	
<b>54</b>	<b>Professional, scientific &amp; technical services</b> .....	<b>77</b>	<b>310</b>	<b>1 291</b>	<b>12</b>	<b>8</b>	<b>2</b>	<b>1</b>	<b>1</b>	—	—	—	—	—	
<b>55</b>	<b>Management of companies &amp; enterprises</b> .....	<b>(A)</b>	<b>(D)</b>	<b>(D)</b>	<b>1</b>	—	—	<b>1</b>	—	—	—	—	—	—	
<b>56</b>	<b>Admin, support, waste mgt, remediation services</b> .....	<b>47</b>	<b>222</b>	<b>1 013</b>	<b>8</b>	<b>7</b>	—	—	<b>1</b>	—	—	—	—	—	
<b>61</b>	<b>Educational services</b> .....	<b>(A)</b>	<b>(D)</b>	<b>(D)</b>	<b>1</b>	<b>1</b>	—	—	—	—	—	—	—	—	

See footnotes at end of table.

**Table 6. Counties—Employees, Payroll, and Establishments by Industry: 2000—Con.**

[Excludes most government employees, railroad employees, and self-employed persons. Size class 1 to 4 includes establishments with payroll, but no employees, during mid-March pay period. (D) denotes figures withheld to avoid disclosing data for individual companies; the data are included in broader industry totals. Detailed industries with 100 or more employees are shown if industry was not a (D). For explanation of terms, abbreviations, and data reliability/comparability, see introductory text]

NAICS code	Industry	Number of employees for week including March 12	Payroll (\$1,000)		Total number of establishments	Number of establishments by employment-size class									
			First quarter	Annual		1 to 4	5 to 9	10 to 19	20 to 49	50 to 99	100 to 249	250 to 499	500 to 999	1,000 or more	
<b>FOUNTAIN—Con.</b>															
<b>62</b>	<b>Health care and social assistance</b> .....	<b>362</b>	<b>1 688</b>	<b>6 964</b>	<b>26</b>	<b>18</b>	<b>3</b>	<b>1</b>	<b>1</b>	<b>2</b>	<b>1</b>				
623	Nursing & residential care facilities .....	(C)	(D)	(D)	2	—	—	—	—	2	—	—	—	—	
6231	Nursing care facilities .....	(C)	(D)	(D)	2	—	—	—	—	2	—	—	—	—	
62311	Nursing care facilities .....	(C)	(D)	(D)	2	—	—	—	—	2	—	—	—	—	
624	Social assistance .....	164	744	2 833	10	7	—	1	1	—	1	—	—	—	
6241	Individual & family services .....	(C)	(D)	(D)	4	2	—	—	1	—	1	—	—	—	
62419	Other individual & family services .....	(C)	(D)	(D)	2	1	—	—	—	—	1	—	—	—	
<b>71</b>	<b>Arts, entertainment &amp; recreation</b> .....	<b>17</b>	<b>57</b>	<b>320</b>	<b>5</b>	<b>4</b>	<b>1</b>								
<b>72</b>	<b>Accommodation &amp; food services</b> .....	<b>425</b>	<b>1 001</b>	<b>4 219</b>	<b>38</b>	<b>21</b>	<b>1</b>	<b>9</b>	<b>5</b>	<b>2</b>					
722	Food services & drinking places .....	416	962	3 880	35	18	1	9	5	2					
7221	Full-service restaurants .....	239	649	2 452	15	4	1	6	3	1					
72211	Full-service restaurants .....	239	649	2 452	15	4	1	6	3	1					
722110	Full-service restaurants .....	239	649	2 452	15	4	1	6	3	1					
7222	Limited-service eating places .....	162	288	1 312	12	6	—	3	2	1					
72221	Limited-service eating places .....	162	288	1 312	12	6	—	3	2	1					
722211	Limited-service restaurants .....	162	288	1 234	8	2	—	3	2	1					
<b>81</b>	<b>Other services (except public administration)</b> .....	<b>134</b>	<b>420</b>	<b>1 878</b>	<b>49</b>	<b>41</b>	<b>7</b>	<b>1</b>							
<b>99</b>	<b>Unclassified establishments</b> .....	<b>6</b>	<b>13</b>	<b>137</b>	<b>7</b>	<b>7</b>									
<b>FRANKLIN</b>															
	<b>Total</b> .....	<b>3 988</b>	<b>20 896</b>	<b>90 357</b>	<b>360</b>	<b>216</b>	<b>73</b>	<b>31</b>	<b>30</b>	<b>5</b>	<b>3</b>	<b>1</b>	<b>1</b>		
<b>11</b>	<b>Forestry, fishing, hunting, and agriculture support</b> .....	<b>(A)</b>	<b>(D)</b>	<b>(D)</b>	<b>2</b>	<b>2</b>									
<b>21</b>	<b>Mining</b> .....	<b>(A)</b>	<b>(D)</b>	<b>(D)</b>	<b>1</b>			<b>1</b>							
<b>22</b>	<b>Utilities</b> .....	<b>(A)</b>	<b>(D)</b>	<b>(D)</b>	<b>2</b>	<b>1</b>	<b>1</b>								
<b>23</b>	<b>Construction</b> .....	<b>322</b>	<b>1 477</b>	<b>8 378</b>	<b>74</b>	<b>56</b>	<b>10</b>	<b>4</b>	<b>4</b>						
233	Building, developing & general contracting .....	(C)	(D)	(D)	21	14	4	1	2						
2332	Residential building construction .....	(C)	(D)	(D)	20	13	4	1	2						
23321	Single-family housing construction .....	119	500	2 301	19	12	4	1	2						
233210	Single-family housing construction .....	119	500	2 301	19	12	4	1	2						
235	Special trade contractors .....	165	708	4 373	50	40	6	3	1						
<b>31-33</b>	<b>Manufacturing</b> .....	<b>861</b>	<b>8 299</b>	<b>30 877</b>	<b>19</b>	<b>6</b>	<b>6</b>	<b>3</b>	<b>1</b>	<b>1</b>	<b>1</b>	<b>1</b>			
326	Plastics & rubber products mfg .....	(C)	(D)	(D)	1	—	—	—	—	—	1	—	—	—	
3262	Rubber product mfg .....	(C)	(D)	(D)	1	—	—	—	—	—	1	—	—	—	
32629	Other rubber product mfg .....	(C)	(D)	(D)	1	—	—	—	—	—	1	—	—	—	
336	Transportation equipment mfg .....	(E)	(D)	(D)	1	—	—	—	—	—	—	1	—	—	
3363	Motor vehicle parts mfg .....	(E)	(D)	(D)	1	—	—	—	—	—	—	1	—	—	
33637	Motor vehicle metal stamping .....	(E)	(D)	(D)	1	—	—	—	—	—	—	1	—	—	
<b>42</b>	<b>Wholesale trade</b> .....	<b>81</b>	<b>573</b>	<b>2 602</b>	<b>11</b>	<b>5</b>	<b>4</b>	<b>1</b>	<b>1</b>						
<b>44-45</b>	<b>Retail trade</b> .....	<b>480</b>	<b>1 775</b>	<b>7 491</b>	<b>55</b>	<b>23</b>	<b>16</b>	<b>8</b>	<b>7</b>	<b>1</b>					
445	Food & beverage stores .....	163	440	1 839	10	3	1	3	2	1					
4451	Grocery stores .....	(C)	(D)	(D)	8	3	—	2	2	1					
44511	Grocery (except convenience) stores .....	132	361	1 490	5	1	—	1	2	1					
445110	Grocery (except convenience) stores .....	132	361	1 490	5	1	—	1	2	1					
<b>48-49</b>	<b>Transportation &amp; warehousing</b> .....	<b>(B)</b>	<b>(D)</b>	<b>(D)</b>	<b>19</b>	<b>18</b>	<b>1</b>								
<b>51</b>	<b>Information</b> .....	<b>(B)</b>	<b>(D)</b>	<b>(D)</b>	<b>2</b>	<b>1</b>			<b>1</b>						
<b>52</b>	<b>Finance &amp; insurance</b> .....	<b>164</b>	<b>1 047</b>	<b>4 278</b>	<b>16</b>	<b>6</b>	<b>4</b>	<b>2</b>	<b>4</b>						
522	Credit intermediation & related activities .....	(C)	(D)	(D)	7	1	1	1	4						
<b>53</b>	<b>Real estate &amp; rental &amp; leasing</b> .....	<b>36</b>	<b>103</b>	<b>425</b>	<b>9</b>	<b>5</b>	<b>3</b>	<b>1</b>							
<b>54</b>	<b>Professional, scientific &amp; technical services</b> .....	<b>60</b>	<b>265</b>	<b>1 430</b>	<b>21</b>	<b>15</b>	<b>6</b>								
<b>55</b>	<b>Management of companies &amp; enterprises</b> .....	<b>(B)</b>	<b>(D)</b>	<b>(D)</b>	<b>1</b>				<b>1</b>						
<b>56</b>	<b>Admin, support, waste mgt, remediation services</b> .....	<b>(F)</b>	<b>(D)</b>	<b>(D)</b>	<b>11</b>	<b>7</b>	<b>2</b>	<b>1</b>					<b>1</b>		
561	Administrative & support services .....	(F)	(D)	(D)	10	7	1	1					1		
5619	Other support services .....	(F)	(D)	(D)	1	—	—	—	—	—	—	—	1		
56191	Packaging & labeling services .....	(F)	(D)	(D)	1	—	—	—	—	—	—	—	1		
<b>61</b>	<b>Educational services</b> .....	<b>(C)</b>	<b>(D)</b>	<b>(D)</b>	<b>3</b>	<b>1</b>			<b>1</b>		<b>1</b>				
611	Educational services .....	(C)	(D)	(D)	3	1	—	—	1	—	1	—	—	—	
6111	Elementary & secondary schools .....	(C)	(D)	(D)	2	—	—	—	1	—	1	—	—	—	
61111	Elementary & secondary schools .....	(C)	(D)	(D)	2	—	—	—	1	—	1	—	—	—	
<b>62</b>	<b>Health care and social assistance</b> .....	<b>461</b>	<b>1 560</b>	<b>7 289</b>	<b>31</b>	<b>18</b>	<b>7</b>	<b>3</b>	<b>1</b>	<b>1</b>	<b>1</b>				
623	Nursing & residential care facilities .....	(C)	(D)	(D)	4	2	—	—	1	1	—	—	—	—	
624	Social assistance .....	(E)	(D)	(D)	14	11	2	—	—	—	1	—	—	—	
6241	Individual & family services .....	(E)	(D)	(D)	5	2	2	—	—	—	1	—	—	—	
62412	Services for elderly & disabled persons .....	254	527	2 304	4	2	1	—	—	—	1	—	—	—	
624120	Services for elderly & disabled persons .....	254	527	2 304	4	2	1	—	—	—	1	—	—	—	
<b>71</b>	<b>Arts, entertainment &amp; recreation</b> .....	<b>(B)</b>	<b>(D)</b>	<b>(D)</b>	<b>2</b>		<b>1</b>			<b>1</b>					

See footnotes at end of table.

**Table 6. Counties—Employees, Payroll, and Establishments by Industry: 2000—Con.**

[Excludes most government employees, railroad employees, and self-employed persons. Size class 1 to 4 includes establishments with payroll, but no employees, during mid-March pay period. (D) denotes figures withheld to avoid disclosing data for individual companies; the data are included in broader industry totals. Detailed industries with 100 or more employees are shown if industry was not a (D). For explanation of terms, abbreviations, and data reliability/comparability, see introductory text]

NAICS code	Industry	Number of employees for week including March 12	Payroll (\$1,000)		Total number of establishments	Number of establishments by employment-size class								
			First quarter	Annual		1 to 4	5 to 9	10 to 19	20 to 49	50 to 99	100 to 249	250 to 499	500 to 999	1,000 or more
<b>FRANKLIN—Con.</b>														
<b>72</b>	<b>Accommodation &amp; food services</b> .....	<b>494</b>	<b>802</b>	<b>4 021</b>	<b>35</b>	<b>14</b>	<b>7</b>	<b>5</b>	<b>7</b>	<b>2</b>	—	—	—	—
722	Food services & drinking places .....	(E)	(D)	(D)	32	12	7	5	6	2	—	—	—	—
7221	Full-service restaurants .....	185	237	1 203	16	6	4	2	4	—	—	—	—	—
72211	Full-service restaurants .....	185	237	1 203	16	6	4	2	4	—	—	—	—	—
722110	Full-service restaurants .....	185	237	1 203	16	6	4	2	4	—	—	—	—	—
7222	Limited-service eating places .....	246	425	2 202	11	4	2	1	2	2	—	—	—	—
72221	Limited-service eating places .....	246	425	2 202	11	4	2	1	2	2	—	—	—	—
<b>81</b>	<b>Other services (except public administration)</b> .....	<b>118</b>	<b>407</b>	<b>1 665</b>	<b>39</b>	<b>33</b>	<b>4</b>	<b>2</b>	—	—	—	—	—	—
<b>95</b>	<b>Auxiliaries (exc corporate, subsidiary &amp; regional mgt)</b> .....	<b>(B)</b>	<b>(D)</b>	<b>(D)</b>	<b>1</b>	—	—	—	<b>1</b>	—	—	—	—	—
<b>99</b>	<b>Unclassified establishments</b> .....	<b>13</b>	<b>19</b>	<b>221</b>	<b>6</b>	<b>5</b>	<b>1</b>	—	—	—	—	—	—	—
<b>FULTON</b>														
	<b>Total</b> .....	<b>6 460</b>	<b>36 164</b>	<b>161 452</b>	<b>505</b>	<b>272</b>	<b>111</b>	<b>57</b>	<b>39</b>	<b>14</b>	<b>11</b>	<b>1</b>	—	—
<b>11</b>	<b>Forestry, fishing, hunting, and agriculture support</b> .....	<b>(A)</b>	<b>(D)</b>	<b>(D)</b>	<b>1</b>	<b>1</b>	—	—	—	—	—	—	—	—
<b>21</b>	<b>Mining</b> .....	<b>(A)</b>	<b>(D)</b>	<b>(D)</b>	<b>1</b>	—	—	<b>1</b>	—	—	—	—	—	—
<b>22</b>	<b>Utilities</b> .....	<b>(B)</b>	<b>(D)</b>	<b>(D)</b>	<b>2</b>	—	<b>1</b>	<b>1</b>	—	—	—	—	—	—
<b>23</b>	<b>Construction</b> .....	<b>361</b>	<b>2 747</b>	<b>16 519</b>	<b>55</b>	<b>39</b>	<b>8</b>	<b>5</b>	—	<b>3</b>	—	—	—	—
235	Special trade contractors .....	207	1 666	6 682	32	25	4	1	—	2	—	—	—	—
<b>31-33</b>	<b>Manufacturing</b> .....	<b>2 768</b>	<b>18 245</b>	<b>81 284</b>	<b>55</b>	<b>13</b>	<b>7</b>	<b>11</b>	<b>9</b>	<b>7</b>	<b>7</b>	<b>1</b>	—	—
311	Food mfg .....	244	1 487	8 831	3	—	—	2	—	—	1	—	—	—
3115	Dairy product mfg .....	(C)	(D)	(D)	1	—	—	—	—	—	1	—	—	—
31151	Dairy product (exc frozen) mfg .....	(C)	(D)	(D)	1	—	—	—	—	—	1	—	—	—
315	Apparel manufacturing .....	237	1 341	5 045	4	1	—	1	1	—	1	—	—	—
3152	Cut & sew apparel mfg .....	(C)	(D)	(D)	3	1	—	—	1	—	1	—	—	—
31522	Men's, boys' cut & sew apparel mfg .....	(C)	(D)	(D)	2	—	—	—	1	—	1	—	—	—
321	Wood product mfg .....	312	2 171	11 389	3	—	—	1	—	1	1	—	—	—
3211	Sawmills & wood preservation .....	(C)	(D)	(D)	1	—	—	—	—	—	1	—	—	—
32111	Sawmills & wood preservation .....	(C)	(D)	(D)	1	—	—	—	—	—	1	—	—	—
3219	Other wood product mfg .....	(C)	(D)	(D)	2	—	—	1	—	1	—	—	—	—
32199	All other wood product mfg .....	(C)	(D)	(D)	2	—	—	1	—	1	—	—	—	—
326	Plastics & rubber products mfg .....	165	803	3 343	4	—	1	—	1	2	—	—	—	—
3261	Plastics product mfg .....	(C)	(D)	(D)	3	—	—	—	1	2	—	—	—	—
32619	Other plastics product mfg .....	(C)	(D)	(D)	3	—	—	—	1	2	—	—	—	—
331	Primary metal mfg .....	(E)	(D)	(D)	2	—	—	—	1	—	—	1	—	—
3315	Foundries .....	(E)	(D)	(D)	2	—	—	—	1	—	—	1	—	—
33151	Ferrous metal foundries .....	(E)	(D)	(D)	2	—	—	—	1	—	—	1	—	—
332	Fabricated metal product mfg .....	712	4 894	21 898	15	5	2	1	3	1	3	—	—	—
3326	Spring & wire product mfg .....	(C)	(D)	(D)	1	—	—	—	—	—	1	—	—	—
33261	Spring & wire product mfg .....	(C)	(D)	(D)	1	—	—	—	—	—	1	—	—	—
3327	Mach shops, turn prod, screw, nut, bolt mfg .....	441	3 076	13 362	7	3	1	—	1	—	2	—	—	—
33271	Machine shops .....	(C)	(D)	(D)	5	3	1	—	—	—	1	—	—	—
33272	Turned product & screw, nut & bolt mfg .....	(E)	(D)	(D)	2	—	—	—	1	—	1	—	—	—
3328	Coating, engrave, heat treating & oth activity .....	103	505	2 022	4	1	1	—	1	1	—	—	—	—
33281	Coating, engrave, heat treating & oth activity .....	103	505	2 022	4	1	1	—	1	1	—	—	—	—
333	Machinery mfg .....	(E)	(D)	(D)	4	1	—	1	—	1	1	—	—	—
3334	HVAC & commercial refrigeration equipment mfg .....	(C)	(D)	(D)	1	—	—	—	—	—	1	—	—	—
33341	HVAC & commercial refrigeration equipment mfg .....	(C)	(D)	(D)	1	—	—	—	—	—	1	—	—	—
335	Electrical equip, appliance & component mfg .....	(C)	(D)	(D)	2	—	—	—	1	1	—	—	—	—
<b>42</b>	<b>Wholesale trade</b> .....	<b>170</b>	<b>896</b>	<b>4 003</b>	<b>33</b>	<b>21</b>	<b>8</b>	<b>3</b>	<b>1</b>	—	—	—	—	—
422	Wholesale trade, nondurable goods .....	(C)	(D)	(D)	20	12	5	2	1	—	—	—	—	—
<b>44-45</b>	<b>Retail trade</b> .....	<b>964</b>	<b>3 781</b>	<b>15 018</b>	<b>91</b>	<b>40</b>	<b>26</b>	<b>13</b>	<b>9</b>	<b>2</b>	<b>1</b>	—	—	—
441	Motor vehicle & parts dealers .....	128	872	3 438	17	10	3	1	3	—	—	—	—	—
4411	Automobile dealers .....	109	788	3 083	10	5	1	1	3	—	—	—	—	—
445	Food & beverage stores .....	238	710	2 829	10	5	1	—	2	2	—	—	—	—
4451	Grocery stores .....	230	676	2 691	7	2	1	—	2	2	—	—	—	—
44511	Grocery (except convenience) stores .....	230	676	2 691	7	2	1	—	2	2	—	—	—	—
445110	Grocery (except convenience) stores .....	230	676	2 691	7	2	1	—	2	2	—	—	—	—
447	Gasoline stations .....	111	326	1 300	13	3	7	2	1	—	—	—	—	—
4471	Gasoline stations .....	111	326	1 300	13	3	7	2	1	—	—	—	—	—
452	General merchandise stores .....	166	640	2 452	4	—	3	—	—	—	1	—	—	—
4521	Department stores .....	(C)	(D)	(D)	1	—	—	—	—	—	1	—	—	—
45211	Department stores .....	(C)	(D)	(D)	1	—	—	—	—	—	1	—	—	—
<b>48-49</b>	<b>Transportation &amp; warehousing</b> .....	<b>159</b>	<b>1 135</b>	<b>4 860</b>	<b>22</b>	<b>15</b>	<b>3</b>	<b>1</b>	<b>3</b>	—	—	—	—	—
484	Truck transportation .....	(C)	(D)	(D)	21	14	3	1	3	—	—	—	—	—
<b>51</b>	<b>Information</b> .....	<b>82</b>	<b>528</b>	<b>2 341</b>	<b>8</b>	<b>3</b>	<b>3</b>	—	<b>2</b>	—	—	—	—	—

See footnotes at end of table.

**Table 6. Counties—Employees, Payroll, and Establishments by Industry: 2000—Con.**

[Excludes most government employees, railroad employees, and self-employed persons. Size class 1 to 4 includes establishments with payroll, but no employees, during mid-March pay period. (D) denotes figures withheld to avoid disclosing data for individual companies; the data are included in broader industry totals. Detailed industries with 100 or more employees are shown if industry was not a (D). For explanation of terms, abbreviations, and data reliability/comparability, see introductory text]

NAICS code	Industry	Number of employees for week including March 12	Payroll (\$1,000)		Total number of establishments	Number of establishments by employment-size class								
			First quarter	Annual		1 to 4	5 to 9	10 to 19	20 to 49	50 to 99	100 to 249	250 to 499	500 to 999	1,000 or more
<b>FULTON—Con.</b>														
<b>52</b>	<b>Finance &amp; insurance</b> .....	<b>201</b>	<b>1 549</b>	<b>6 066</b>	<b>25</b>	<b>14</b>	<b>5</b>	<b>5</b>	—	<b>1</b>	—	—	—	—
522	Credit intermediation & related activities .....	159	1 155	4 604	13	4	4	4	—	1	—	—	—	—
5221	Depository credit intermediation .....	(C)	(D)	(D)	11	2	4	4	—	1	—	—	—	—
<b>53</b>	<b>Real estate &amp; rental &amp; leasing</b> .....	<b>(B)</b>	<b>(D)</b>	<b>(D)</b>	<b>16</b>	<b>15</b>	<b>1</b>	—	—	—	—	—	—	—
<b>54</b>	<b>Professional, scientific &amp; technical services</b> .....	<b>102</b>	<b>487</b>	<b>1 983</b>	<b>25</b>	<b>16</b>	<b>8</b>	—	<b>1</b>	—	—	—	—	—
541	Professional, scientific & technical services .....	102	487	1 983	25	16	8	—	1	—	—	—	—	—
<b>56</b>	<b>Admin, support, waste mgt, remediation services</b> .....	<b>175</b>	<b>681</b>	<b>2 518</b>	<b>14</b>	<b>11</b>	<b>1</b>	—	<b>1</b>	—	<b>1</b>	—	—	—
561	Administrative & support services .....	167	655	2 399	11	8	1	—	1	—	1	—	—	—
5613	Employment services .....	(C)	(D)	(D)	2	—	—	—	1	—	1	—	—	—
56132	Temporary help services .....	(C)	(D)	(D)	2	—	—	—	1	—	1	—	—	—
<b>61</b>	<b>Educational services</b> .....	<b>(A)</b>	<b>(D)</b>	<b>(D)</b>	<b>1</b>	—	<b>1</b>	—	—	—	—	—	—	—
<b>62</b>	<b>Health care and social assistance</b> .....	<b>529</b>	<b>3 593</b>	<b>15 647</b>	<b>28</b>	<b>13</b>	<b>10</b>	<b>2</b>	—	<b>1</b>	<b>2</b>	—	—	—
621	Ambulatory health care services .....	141	948	4 601	16	6	7	2	—	1	—	—	—	—
622	Hospitals .....	(C)	(D)	(D)	1	—	—	—	—	—	1	—	—	—
6221	General medical & surgical hospitals .....	(C)	(D)	(D)	1	—	—	—	—	—	1	—	—	—
62211	General medical & surgical hospitals .....	(C)	(D)	(D)	1	—	—	—	—	—	1	—	—	—
623	Nursing & residential care facilities .....	(C)	(D)	(D)	4	3	—	—	—	—	1	—	—	—
6231	Nursing care facilities .....	(C)	(D)	(D)	3	2	—	—	—	—	1	—	—	—
62311	Nursing care facilities .....	(C)	(D)	(D)	3	2	—	—	—	—	1	—	—	—
<b>71</b>	<b>Arts, entertainment &amp; recreation</b> .....	<b>(B)</b>	<b>(D)</b>	<b>(D)</b>	<b>4</b>	<b>1</b>	<b>2</b>	<b>1</b>	—	—	—	—	—	—
<b>72</b>	<b>Accommodation &amp; food services</b> .....	<b>579</b>	<b>1 047</b>	<b>4 823</b>	<b>48</b>	<b>17</b>	<b>10</b>	<b>8</b>	<b>13</b>	—	—	—	—	—
722	Food services & drinking places .....	(F)	(D)	(D)	46	16	10	7	13	—	—	—	—	—
7221	Full-service restaurants .....	270	497	2 080	24	8	7	2	7	—	—	—	—	—
72211	Full-service restaurants .....	270	497	2 080	24	8	7	2	7	—	—	—	—	—
722110	Full-service restaurants .....	270	497	2 080	24	8	7	2	7	—	—	—	—	—
7222	Limited-service eating places .....	250	403	2 074	15	4	2	4	5	—	—	—	—	—
72221	Limited-service eating places .....	250	403	2 074	15	4	2	4	5	—	—	—	—	—
722211	Limited-service restaurants .....	236	395	1 965	11	1	2	3	5	—	—	—	—	—
<b>81</b>	<b>Other services (except public administration)</b> .....	<b>266</b>	<b>906</b>	<b>3 847</b>	<b>71</b>	<b>48</b>	<b>17</b>	<b>6</b>	—	—	—	—	—	—
813	Religious, grantmaking, civic, prof & like organizations .....	168	331	1 442	36	22	9	5	—	—	—	—	—	—
8131	Religious organizations .....	103	245	1 044	20	12	5	3	—	—	—	—	—	—
81311	Religious organizations .....	103	245	1 044	20	12	5	3	—	—	—	—	—	—
813110	Religious organizations .....	103	245	1 044	20	12	5	3	—	—	—	—	—	—
<b>99</b>	<b>Unclassified establishments</b> .....	<b>2</b>	<b>3</b>	<b>34</b>	<b>5</b>	<b>5</b>	—	—	—	—	—	—	—	—
<b>GIBSON</b>														
	<b>Total</b> .....	<b>12 065</b>	<b>77 155</b>	<b>354 432</b>	<b>749</b>	<b>401</b>	<b>174</b>	<b>83</b>	<b>52</b>	<b>18</b>	<b>14</b>	<b>6</b>	—	<b>1</b>
<b>11</b>	<b>Forestry, fishing, hunting, and agriculture support</b> .....	<b>(A)</b>	<b>(D)</b>	<b>(D)</b>	<b>4</b>	<b>3</b>	<b>1</b>	—	—	—	—	—	—	—
<b>21</b>	<b>Mining</b> .....	<b>324</b>	<b>4 791</b>	<b>20 179</b>	<b>11</b>	<b>5</b>	<b>1</b>	<b>2</b>	<b>1</b>	—	<b>2</b>	—	—	—
212	Mining (except oil & gas) .....	(E)	(D)	(D)	7	1	1	2	1	—	2	—	—	—
2121	Coal mining .....	(E)	(D)	(D)	6	—	1	2	1	—	2	—	—	—
21211	Coal mining .....	(E)	(D)	(D)	6	—	1	2	1	—	2	—	—	—
<b>22</b>	<b>Utilities</b> .....	<b>(F)</b>	<b>(D)</b>	<b>(D)</b>	<b>10</b>	<b>2</b>	<b>3</b>	<b>3</b>	<b>1</b>	—	—	<b>1</b>	—	—
221	Utilities .....	(F)	(D)	(D)	10	2	3	3	1	—	—	1	—	—
2211	Elec pwr generation, transmn & distribution .....	(F)	(D)	(D)	8	2	2	2	1	—	—	1	—	—
22111	Electric power generation .....	(E)	(D)	(D)	1	—	—	—	—	—	—	1	—	—
<b>23</b>	<b>Construction</b> .....	<b>456</b>	<b>2 621</b>	<b>10 755</b>	<b>80</b>	<b>57</b>	<b>15</b>	<b>3</b>	<b>4</b>	<b>1</b>	—	—	—	—
233	Building, developing & general contracting .....	170	913	2 597	26	19	5	1	—	1	—	—	—	—
2333	Nonresidential building construction .....	(C)	(D)	(D)	2	—	1	—	—	1	—	—	—	—
235	Special trade contractors .....	249	1 381	6 521	47	33	9	2	3	—	—	—	—	—
<b>31-33</b>	<b>Manufacturing</b> .....	<b>3 935</b>	<b>31 832</b>	<b>165 854</b>	<b>44</b>	<b>14</b>	<b>7</b>	<b>8</b>	<b>5</b>	<b>3</b>	<b>4</b>	<b>2</b>	—	<b>1</b>
326	Plastics & rubber products mfg .....	(E)	(D)	(D)	4	1	—	1	—	1	—	1	—	—
3261	Plastics product mfg .....	(C)	(D)	(D)	3	1	—	1	—	1	—	—	—	—
32619	Other plastics product mfg .....	(C)	(D)	(D)	3	1	—	1	—	1	—	—	—	—
3262	Rubber product mfg .....	(E)	(D)	(D)	1	—	—	—	—	—	—	1	—	—
32629	Other rubber product mfg .....	(E)	(D)	(D)	1	—	—	—	—	—	—	1	—	—
333	Machinery mfg .....	244	2 273	9 658	12	3	4	3	—	1	1	—	—	—
3335	Metalworking machinery mfg .....	226	2 179	9 246	8	1	2	3	—	1	1	—	—	—
33351	Metalworking machinery mfg .....	226	2 179	9 246	8	1	2	3	—	1	1	—	—	—
334	Computer & electronic product mfg .....	(E)	(D)	(D)	3	—	1	—	—	—	2	—	—	—
3343	Audio & video equipment mfg .....	(C)	(D)	(D)	1	—	—	—	—	—	1	—	—	—
33431	Audio & video equipment mfg .....	(C)	(D)	(D)	1	—	—	—	—	—	1	—	—	—
3344	Semiconductor & oth electronic component mfg .....	(C)	(D)	(D)	1	—	—	—	—	—	1	—	—	—
33441	Semiconductor & oth electronic component mfg .....	(C)	(D)	(D)	1	—	—	—	—	—	1	—	—	—

See footnotes at end of table.

**Table 6. Counties—Employees, Payroll, and Establishments by Industry: 2000—Con.**

[Excludes most government employees, railroad employees, and self-employed persons. Size class 1 to 4 includes establishments with payroll, but no employees, during mid-March pay period. (D) denotes figures withheld to avoid disclosing data for individual companies; the data are included in broader industry totals. Detailed industries with 100 or more employees are shown if industry was not a (D). For explanation of terms, abbreviations, and data reliability/comparability, see introductory text]

NAICS code	Industry	Number of employees for week including March 12	Payroll (\$1,000)		Total number of establishments	Number of establishments by employment-size class								
			First quarter	Annual		1 to 4	5 to 9	10 to 19	20 to 49	50 to 99	100 to 249	250 to 499	500 to 999	1,000 or more
<b>GIBSON—Con.</b>														
<b>31-33 Manufacturing—Con.</b>														
335	Electrical equip, appliance & component mfg . . . .	(F)	(D)	(D)	4	1	—	1	—	—	1	—	—	—
3353	Electrical equipment mfg . . . . .	(F)	(D)	(D)	4	1	—	1	—	—	1	1	—	—
33531	Electrical equipment mfg . . . . .	(F)	(D)	(D)	4	1	—	1	—	—	1	1	—	—
336	Transportation equipment mfg . . . . .	(G)	(D)	(D)	3	—	—	1	—	—	1	—	—	1
3361	Motor vehicle mfg . . . . .	(G)	(D)	(D)	1	—	—	—	—	—	—	—	—	1
33611	Automobile & light duty motor vehicle mfg . . . .	(G)	(D)	(D)	1	—	—	—	—	—	—	—	—	1
<b>42</b>	<b>Wholesale trade . . . . .</b>	<b>274</b>	<b>1 642</b>	<b>7 109</b>	<b>30</b>	<b>15</b>	<b>7</b>	<b>6</b>	<b>1</b>	<b>1</b>	—	—	—	—
421	Wholesale trade, durable goods . . . . .	163	1 103	4 690	17	7	5	4	—	1	—	—	—	—
422	Wholesale trade, nondurable goods . . . . .	111	539	2 419	13	8	2	2	1	—	—	—	—	—
<b>44-45</b>	<b>Retail trade . . . . .</b>	<b>1 603</b>	<b>5 903</b>	<b>24 660</b>	<b>136</b>	<b>55</b>	<b>47</b>	<b>20</b>	<b>7</b>	<b>5</b>	<b>2</b>	—	—	—
441	Motor vehicle & parts dealers . . . . .	125	745	3 430	16	7	6	1	2	—	—	—	—	—
444	Bldg material & garden equip & supp dealers . . . .	183	1 017	4 007	17	4	7	4	2	—	—	—	—	—
4442	Lawn & garden equip & supplies stores . . . . .	(C)	(D)	(D)	12	3	5	3	1	—	—	—	—	—
445	Food & beverage stores . . . . .	433	1 144	4 668	18	5	6	1	3	2	1	—	—	—
4451	Grocery stores . . . . .	(E)	(D)	(D)	12	3	2	1	3	2	1	—	—	—
44511	Grocery (except convenience) stores . . . . .	402	1 090	4 447	11	2	2	1	3	2	1	—	—	—
445110	Grocery (except convenience) stores . . . . .	402	1 090	4 447	11	2	2	1	3	2	1	—	—	—
447	Gasoline stations . . . . .	307	1 065	4 510	32	8	15	7	—	2	—	—	—	—
4471	Gasoline stations . . . . .	307	1 065	4 510	32	8	15	7	—	2	—	—	—	—
44711	Gasoline stations with convenience stores . . . .	185	583	2 517	19	2	12	4	—	1	—	—	—	—
447110	Gasoline stations with convenience stores . . . .	185	583	2 517	19	2	12	4	—	1	—	—	—	—
44719	Other gasoline stations . . . . .	122	482	1 993	13	6	3	3	—	1	—	—	—	—
447190	Other gasoline stations . . . . .	122	482	1 993	13	6	3	3	—	1	—	—	—	—
452	General merchandise stores . . . . .	356	1 139	4 904	8	2	1	3	—	1	1	—	—	—
4521	Department stores . . . . .	(E)	(D)	(D)	2	—	—	—	—	1	1	—	—	—
45211	Department stores . . . . .	(E)	(D)	(D)	2	—	—	—	—	1	1	—	—	—
<b>48-49</b>	<b>Transportation &amp; warehousing . . . . .</b>	<b>182</b>	<b>1 216</b>	<b>5 523</b>	<b>31</b>	<b>18</b>	<b>8</b>	<b>2</b>	<b>3</b>	—	—	—	—	—
484	Truck transportation . . . . .	(C)	(D)	(D)	26	16	6	1	3	—	—	—	—	—
<b>51</b>	<b>Information . . . . .</b>	<b>109</b>	<b>737</b>	<b>2 287</b>	<b>8</b>	<b>4</b>	—	<b>2</b>	<b>2</b>	—	—	—	—	—
<b>52</b>	<b>Finance &amp; insurance . . . . .</b>	<b>186</b>	<b>1 315</b>	<b>5 000</b>	<b>42</b>	<b>25</b>	<b>14</b>	<b>2</b>	<b>1</b>	—	—	—	—	—
522	Credit intermediation & related activities . . . . .	104	841	3 115	22	10	10	2	—	—	—	—	—	—
<b>53</b>	<b>Real estate &amp; rental &amp; leasing . . . . .</b>	<b>56</b>	<b>234</b>	<b>939</b>	<b>20</b>	<b>15</b>	<b>5</b>	—	—	—	—	—	—	—
<b>54</b>	<b>Professional, scientific &amp; technical services . . . . .</b>	<b>329</b>	<b>2 335</b>	<b>10 255</b>	<b>40</b>	<b>26</b>	<b>9</b>	<b>3</b>	—	<b>1</b>	<b>1</b>	—	—	—
541	Professional, scientific & technical services . . . . .	329	2 335	10 255	40	26	9	3	—	1	1	—	—	—
5413	Architectural, engineering & related services . . .	121	1 099	4 677	11	7	2	1	—	1	—	—	—	—
54133	Engineering services . . . . .	108	1 027	4 290	6	3	1	1	—	1	—	—	—	—
541330	Engineering services . . . . .	108	1 027	4 290	6	3	1	1	—	1	—	—	—	—
5416	Management, sci & tech consulting services . . . .	(C)	(D)	(D)	2	1	—	—	—	—	1	—	—	—
54161	Management consulting services . . . . .	(C)	(D)	(D)	2	1	—	—	—	—	1	—	—	—
<b>55</b>	<b>Management of companies &amp; enterprises . . . . .</b>	<b>(E)</b>	<b>(D)</b>	<b>(D)</b>	<b>3</b>	<b>1</b>	<b>1</b>	—	—	—	—	<b>1</b>	—	—
551	Management of companies & enterprises . . . . .	(E)	(D)	(D)	3	1	1	—	—	—	—	1	—	—
5511	Management of companies & enterprises . . . . .	(E)	(D)	(D)	3	1	1	—	—	—	—	1	—	—
55111	Management of companies & enterprises . . . . .	(E)	(D)	(D)	3	1	1	—	—	—	—	1	—	—
<b>56</b>	<b>Admin, support, waste mgt, remediation services . . . . .</b>	<b>312</b>	<b>1 566</b>	<b>6 546</b>	<b>22</b>	<b>12</b>	<b>4</b>	<b>2</b>	<b>2</b>	<b>1</b>	<b>1</b>	—	—	—
561	Administrative & support services . . . . .	(E)	(D)	(D)	21	12	4	1	2	1	1	—	—	—
5617	Services to buildings & dwellings . . . . .	229	1 283	5 353	15	8	3	1	2	—	1	—	—	—
56172	Janitorial services . . . . .	(C)	(D)	(D)	6	2	2	—	1	—	1	—	—	—
<b>61</b>	<b>Educational services . . . . .</b>	<b>540</b>	<b>1 331</b>	<b>5 470</b>	<b>6</b>	<b>3</b>	—	—	<b>2</b>	—	—	<b>1</b>	—	—
611	Educational services . . . . .	540	1 331	5 470	6	3	—	—	2	—	—	1	—	—
6113	Colleges, universities & professional schools . . .	(E)	(D)	(D)	1	—	—	—	—	—	—	1	—	—
61131	Colleges, universities & professional schools . . .	(E)	(D)	(D)	1	—	—	—	—	—	—	1	—	—
<b>62</b>	<b>Health care and social assistance . . . . .</b>	<b>1 144</b>	<b>5 442</b>	<b>22 724</b>	<b>73</b>	<b>39</b>	<b>16</b>	<b>9</b>	<b>4</b>	<b>3</b>	<b>1</b>	—	—	—
621	Ambulatory health care services . . . . .	306	1 457	6 646	40	21	11	4	4	—	—	—	—	—
6216	Home health care services . . . . .	127	418	1 813	5	1	—	1	3	—	—	—	—	—
62161	Home health care services . . . . .	127	418	1 813	5	1	—	1	3	—	—	—	—	—
621610	Home health care services . . . . .	127	418	1 813	5	1	—	1	3	—	—	—	—	—
622	Hospitals . . . . .	(E)	(D)	(D)	2	—	—	—	—	—	1	—	1	—
6221	General medical & surgical hospitals . . . . .	(E)	(D)	(D)	2	—	—	—	—	—	1	—	1	—
62211	General medical & surgical hospitals . . . . .	(E)	(D)	(D)	2	—	—	—	—	—	1	—	1	—
623	Nursing & residential care facilities . . . . .	(C)	(D)	(D)	4	1	1	—	—	2	—	—	—	—
6231	Nursing care facilities . . . . .	(C)	(D)	(D)	3	1	—	—	—	2	—	—	—	—
62311	Nursing care facilities . . . . .	(C)	(D)	(D)	3	1	—	—	—	2	—	—	—	—
624	Social assistance . . . . .	279	837	3 686	27	17	4	5	—	—	1	—	—	—
6243	Vocational rehabilitation services . . . . .	(C)	(D)	(D)	1	—	—	—	—	—	1	—	—	—
62431	Vocational rehabilitation services . . . . .	(C)	(D)	(D)	1	—	—	—	—	—	1	—	—	—
<b>71</b>	<b>Arts, entertainment &amp; recreation . . . . .</b>	<b>60</b>	<b>132</b>	<b>539</b>	<b>10</b>	<b>4</b>	<b>5</b>	<b>1</b>	—	—	—	—	—	—

See footnotes at end of table.



**Table 6. Counties—Employees, Payroll, and Establishments by Industry: 2000—Con.**

[Excludes most government employees, railroad employees, and self-employed persons. Size class 1 to 4 includes establishments with payroll, but no employees, during mid-March pay period. (D) denotes figures withheld to avoid disclosing data for individual companies; the data are included in broader industry totals. Detailed industries with 100 or more employees are shown if industry was not a (D). For explanation of terms, abbreviations, and data reliability/comparability, see introductory text]

NAICS code	Industry	Number of employees for week including March 12	Payroll (\$1,000)		Total number of establishments	Number of establishments by employment-size class								
			First quarter	Annual		1 to 4	5 to 9	10 to 19	20 to 49	50 to 99	100 to 249	250 to 499	500 to 999	1,000 or more
<b>GIBSON—Con.</b>														
<b>72</b>	<b>Accommodation &amp; food services</b> .....	<b>1 109</b>	<b>2 231</b>	<b>9 756</b>	<b>64</b>	<b>24</b>	<b>10</b>	<b>10</b>	<b>15</b>	<b>3</b>	<b>2</b>	—	—	—
722	Food services & drinking places .....	1 049	2 080	8 938	56	20	9	8	14	3	2	—	—	—
7221	Full-service restaurants .....	598	1 146	4 970	19	5	4	1	5	2	2	—	—	—
72211	Full-service restaurants .....	598	1 146	4 970	19	5	4	1	5	2	2	—	—	—
722110	Full-service restaurants .....	598	1 146	4 970	19	5	4	1	5	2	2	—	—	—
7222	Limited-service eating places .....	388	765	3 308	25	8	3	4	9	1	—	—	—	—
72221	Limited-service eating places .....	388	765	3 308	25	8	3	4	9	1	—	—	—	—
<b>81</b>	<b>Other services (except public administration)</b> .....	<b>621</b>	<b>2 630</b>	<b>10 848</b>	<b>107</b>	<b>72</b>	<b>20</b>	<b>10</b>	<b>4</b>	—	<b>1</b>	—	—	—
811	Repair & maintenance .....	242	1 684	7 001	25	17	3	2	2	—	1	—	—	—
8111	Automotive repair & maintenance .....	208	1 509	6 301	19	14	1	1	2	—	1	—	—	—
81119	Other automotive R&M .....	166	1 336	5 601	5	2	—	—	2	—	1	—	—	—
813	Religious, grantmaking, civic, prof & like organizations .....	288	634	2 670	65	45	13	6	1	—	—	—	—	—
8131	Religious organizations .....	202	468	2 008	45	33	7	4	1	—	—	—	—	—
81311	Religious organizations .....	202	468	2 008	45	33	7	4	1	—	—	—	—	—
813110	Religious organizations .....	202	468	2 008	45	33	7	4	1	—	—	—	—	—
<b>99</b>	<b>Unclassified establishments</b> .....	<b>13</b>	<b>24</b>	<b>217</b>	<b>8</b>	<b>7</b>	<b>1</b>	—	—	—	—	—	—	—
<b>GRANT</b>														
	<b>Total</b> .....	<b>31 256</b>	<b>203 370</b>	<b>828 917</b>	<b>1 538</b>	<b>740</b>	<b>349</b>	<b>223</b>	<b>132</b>	<b>56</b>	<b>23</b>	<b>7</b>	<b>3</b>	<b>5</b>
<b>11</b>	<b>Forestry, fishing, hunting, and agriculture support</b> .....	<b>(A)</b>	<b>(D)</b>	<b>(D)</b>	<b>2</b>	<b>1</b>	<b>1</b>	—	—	—	—	—	—	—
<b>21</b>	<b>Mining</b> .....	<b>(B)</b>	<b>(D)</b>	<b>(D)</b>	<b>5</b>	<b>1</b>	<b>1</b>	<b>2</b>	<b>1</b>	—	—	—	—	—
<b>22</b>	<b>Utilities</b> .....	<b>(B)</b>	<b>(D)</b>	<b>(D)</b>	<b>4</b>	<b>2</b>	—	—	<b>2</b>	—	—	—	—	—
<b>23</b>	<b>Construction</b> .....	<b>962</b>	<b>6 713</b>	<b>32 723</b>	<b>141</b>	<b>91</b>	<b>28</b>	<b>12</b>	<b>7</b>	<b>2</b>	<b>1</b>	—	—	—
233	Building, developing & general contracting .....	295	1 701	7 903	51	31	15	2	3	—	—	—	—	—
2332	Residential building construction .....	(C)	(D)	(D)	41	29	10	2	—	—	—	—	—	—
23321	Single-family housing construction .....	135	603	2 424	38	26	10	2	—	—	—	—	—	—
233210	Single-family housing construction .....	135	603	2 424	38	26	10	2	—	—	—	—	—	—
2333	Nonresidential building construction .....	149	1 057	5 296	9	1	5	—	3	—	—	—	—	—
23332	Commercial & institutional bldg construction ..	(C)	(D)	(D)	7	—	5	—	2	—	—	—	—	—
235	Special trade contractors .....	583	4 614	22 452	82	56	12	8	3	2	1	—	—	—
2351	Plumbing, heating & AC contractor .....	146	1 014	4 139	20	13	2	4	—	1	—	—	—	—
23511	Plumbing, heating & AC contractor .....	146	1 014	4 139	20	13	2	4	—	1	—	—	—	—
235110	Plumbing, heating & AC contractor .....	146	1 014	4 139	20	13	2	4	—	1	—	—	—	—
2353	Electrical contractors .....	172	1 980	8 510	10	6	1	1	1	—	1	—	—	—
23531	Electrical contractors .....	172	1 980	8 510	10	6	1	1	1	—	1	—	—	—
235310	Electrical contractors .....	172	1 980	8 510	10	6	1	1	1	—	1	—	—	—
2359	Other special trade contractors .....	153	1 201	7 421	19	12	3	2	1	1	—	—	—	—
<b>31-33</b>	<b>Manufacturing</b> .....	<b>8 909</b>	<b>97 034</b>	<b>380 440</b>	<b>78</b>	<b>18</b>	<b>13</b>	<b>6</b>	<b>17</b>	<b>10</b>	<b>6</b>	<b>4</b>	<b>2</b>	<b>2</b>
311	Food mfg .....	282	3 838	11 348	4	1	—	1	1	—	1	—	—	—
3119	Other food mfg .....	(C)	(D)	(D)	1	—	—	—	—	—	1	—	—	—
31199	All other food mfg .....	(C)	(D)	(D)	1	—	—	—	—	—	1	—	—	—
322	Paper mfg .....	463	3 452	13 611	6	—	—	1	1	2	2	—	—	—
3222	Converted paper product mfg .....	463	3 452	13 611	6	—	—	1	1	2	2	—	—	—
32221	Paperboard container mfg .....	463	3 452	13 611	6	—	—	1	1	2	2	—	—	—
325	Chemical mfg .....	129	827	3 337	4	1	—	—	2	1	—	—	—	—
326	Plastics & rubber products mfg .....	798	6 015	23 190	5	—	1	—	2	1	—	—	1	—
3261	Plastics product mfg .....	(C)	(D)	(D)	4	—	1	—	2	1	—	—	—	—
3262	Rubber product mfg .....	(F)	(D)	(D)	1	—	—	—	—	—	—	—	1	—
32629	Other rubber product mfg .....	(F)	(D)	(D)	1	—	—	—	—	—	—	—	1	—
331	Primary metal mfg .....	(C)	(D)	(D)	2	—	—	—	—	1	1	—	—	—
3315	Foundries .....	(C)	(D)	(D)	2	—	—	—	—	1	1	—	—	—
33151	Ferrous metal foundries .....	(C)	(D)	(D)	2	—	—	—	—	1	1	—	—	—
332	Fabricated metal product mfg .....	258	1 783	7 695	14	5	2	—	7	—	—	—	—	—
333	Machinery mfg .....	607	4 238	15 659	13	3	4	1	2	2	—	1	—	—
3332	Industrial machinery mfg .....	159	2 082	8 637	5	1	1	—	1	2	—	—	—	—
33329	Other industrial machinery mfg .....	159	2 082	8 637	5	1	1	—	1	2	—	—	—	—
3336	Engine, turbine & power transmsn equip mfg ...	(E)	(D)	(D)	1	—	—	—	—	—	—	—	1	—
33361	Engine, turbine & power transmsn equip mfg .	(E)	(D)	(D)	1	—	—	—	—	—	—	—	1	—
334	Computer & electronic product mfg .....	(G)	(D)	(D)	2	—	1	—	—	—	—	—	—	1
3344	Semiconductor & oth electronic component mfg .....	(G)	(D)	(D)	2	—	1	—	—	—	—	—	—	1
33441	Semiconductor & oth electronic component mfg .....	(G)	(D)	(D)	2	—	1	—	—	—	—	—	—	1
335	Electrical equip, appliance & component mfg .....	(E)	(D)	(D)	2	—	—	—	—	—	1	1	—	—
3353	Electrical equipment mfg .....	(C)	(D)	(D)	1	—	—	—	—	—	1	—	—	—
33531	Electrical equipment mfg .....	(C)	(D)	(D)	1	—	—	—	—	—	1	—	—	—
3359	Other electrical equipment & component mfg ...	(E)	(D)	(D)	1	—	—	—	—	—	—	—	1	—
33592	Communication & energy wire & cable mfg ...	(E)	(D)	(D)	1	—	—	—	—	—	—	1	—	—

See footnotes at end of table.

**Table 6. Counties—Employees, Payroll, and Establishments by Industry: 2000—Con.**

[Excludes most government employees, railroad employees, and self-employed persons. Size class 1 to 4 includes establishments with payroll, but no employees, during mid-March pay period. (D) denotes figures withheld to avoid disclosing data for individual companies; the data are included in broader industry totals. Detailed industries with 100 or more employees are shown if industry was not a (D). For explanation of terms, abbreviations, and data reliability/comparability, see introductory text]

NAICS code	Industry	Number of employees for week including March 12	Payroll (\$1,000)		Total number of establishments	Number of establishments by employment-size class								
			First quarter	Annual		1 to 4	5 to 9	10 to 19	20 to 49	50 to 99	100 to 249	250 to 499	500 to 999	1,000 or more
<b>GRANT—Con.</b>														
<b>31-33 Manufacturing—Con.</b>														
336	Transportation equipment mfg . . . . .	2 880	45 543	173 873	6	—	—	—	—	3	—	1	1	1
3363	Motor vehicle parts mfg . . . . .	(H)	(D)	(D)	4	—	—	—	—	1	—	1	1	1
33635	MV transmission & power train parts mfg . . . . .	(F)	(D)	(D)	1	—	—	—	—	—	—	—	1	—
33637	Motor vehicle metal stamping . . . . .	(G)	(D)	(D)	1	—	—	—	—	—	—	—	—	1
33639	Other motor vehicle parts mfg . . . . .	(E)	(D)	(D)	2	—	—	—	—	1	—	1	—	—
337	Furniture & related product mfg . . . . .	(E)	(D)	(D)	2	—	—	—	—	—	1	1	—	—
3371	HH & institutional furniture & kitchen cabinet mfg . . . . .	(E)	(D)	(D)	2	—	—	—	—	—	1	1	—	—
33711	Wood kitchen cabinet & countertop mfg . . . . .	(E)	(D)	(D)	2	—	—	—	—	—	1	1	—	—
<b>42</b>	<b>Wholesale trade . . . . .</b>	<b>683</b>	<b>5 507</b>	<b>22 976</b>	<b>65</b>	<b>29</b>	<b>14</b>	<b>12</b>	<b>8</b>	<b>2</b>	—	—	—	—
421	Wholesale trade, durable goods . . . . .	391	2 856	11 940	35	14	8	6	6	1	—	—	—	—
4218	Machinery, equipment & supplies whsle . . . . .	164	1 370	5 803	15	6	4	3	1	1	—	—	—	—
422	Wholesale trade, nondurable goods . . . . .	292	2 651	11 036	30	15	6	6	2	1	—	—	—	—
4226	Chemical & allied products whsle . . . . .	110	1 072	4 663	4	1	—	1	1	1	—	—	—	—
42269	Other chemical & allied products whsle . . . . .	110	1 072	4 663	4	1	—	1	1	1	—	—	—	—
422690	Other chemical & allied products whsle . . . . .	110	1 072	4 663	4	1	—	1	1	1	—	—	—	—
<b>44-45</b>	<b>Retail trade . . . . .</b>	<b>3 837</b>	<b>16 033</b>	<b>66 940</b>	<b>318</b>	<b>125</b>	<b>100</b>	<b>60</b>	<b>17</b>	<b>13</b>	<b>2</b>	<b>1</b>	—	—
441	Motor vehicle & parts dealers . . . . .	537	3 981	15 404	45	20	8	11	3	3	—	—	—	—
4411	Automobile dealers . . . . .	382	3 185	12 091	24	14	1	3	3	3	—	—	—	—
44111	New car dealers . . . . .	312	2 779	10 406	9	3	—	1	2	3	—	—	—	—
441110	New car dealers . . . . .	312	2 779	10 406	9	3	—	1	2	3	—	—	—	—
4413	Automotive parts, accessories & tire stores . . . . .	131	703	2 851	16	3	6	7	—	—	—	—	—	—
443	Electronics & appliance stores . . . . .	170	1 337	5 901	14	8	4	—	1	1	—	—	—	—
4431	Electronics & appliance stores . . . . .	170	1 337	5 901	14	8	4	—	1	1	—	—	—	—
44311	Appliance, TV & all other electronics stores . . . . .	166	1 308	5 785	10	4	4	—	1	1	—	—	—	—
444	Bldg material & garden equip & supp dealers . . . . .	349	1 407	6 400	27	12	6	6	2	—	1	—	—	—
4441	Building material & supplies dealers . . . . .	303	1 261	5 522	21	8	6	5	1	—	1	—	—	—
44411	Home centers . . . . .	(C)	(D)	(D)	1	—	—	—	—	—	1	—	—	—
445	Food & beverage stores . . . . .	579	1 800	7 495	32	9	12	5	1	5	—	—	—	—
4451	Grocery stores . . . . .	509	1 675	6 947	18	2	6	4	1	5	—	—	—	—
44511	Grocery (except convenience) stores . . . . .	466	1 558	6 384	13	2	3	2	1	5	—	—	—	—
445110	Grocery (except convenience) stores . . . . .	466	1 558	6 384	13	2	3	2	1	5	—	—	—	—
446	Health & personal care stores . . . . .	182	998	4 087	21	10	3	6	2	—	—	—	—	—
4461	Health & personal care stores . . . . .	182	998	4 087	21	10	3	6	2	—	—	—	—	—
44611	Pharmacies & drug stores . . . . .	141	898	3 673	11	3	1	5	2	—	—	—	—	—
446110	Pharmacies & drug stores . . . . .	141	898	3 673	11	3	1	5	2	—	—	—	—	—
447	Gasoline stations . . . . .	376	1 117	4 650	49	8	28	12	1	—	—	—	—	—
4471	Gasoline stations . . . . .	376	1 117	4 650	49	8	28	12	1	—	—	—	—	—
44711	Gasoline stations with convenience stores . . . . .	310	929	3 883	38	4	23	10	1	—	—	—	—	—
447110	Gasoline stations with convenience stores . . . . .	310	929	3 883	38	4	23	10	1	—	—	—	—	—
448	Clothing & clothing accessories stores . . . . .	232	676	2 816	34	15	14	3	2	—	—	—	—	—
4481	Clothing stores . . . . .	128	277	1 173	13	4	5	2	2	—	—	—	—	—
451	Sporting goods, hobby, book & music stores . . . . .	(C)	(D)	(D)	17	8	3	5	1	—	—	—	—	—
452	General merchandise stores . . . . .	908	3 068	12 777	18	5	4	2	1	4	1	1	—	—
4521	Department stores . . . . .	828	2 859	11 786	6	—	—	—	—	4	1	1	—	—
45211	Department stores . . . . .	828	2 859	11 786	6	—	—	—	—	4	1	1	—	—
452110	Department stores . . . . .	828	2 859	11 786	6	—	—	—	—	4	1	1	—	—
453	Miscellaneous store retailers . . . . .	256	789	3 539	43	23	12	6	2	—	—	—	—	—
4539	Other miscellaneous store retailers . . . . .	122	427	1 976	18	9	5	3	1	—	—	—	—	—
<b>48-49</b>	<b>Transportation &amp; warehousing . . . . .</b>	<b>570</b>	<b>3 800</b>	<b>15 605</b>	<b>40</b>	<b>21</b>	<b>5</b>	<b>5</b>	<b>7</b>	<b>1</b>	<b>1</b>	—	—	—
484	Truck transportation . . . . .	518	3 456	14 475	29	15	1	4	7	1	1	—	—	—
4841	General freight trucking . . . . .	384	2 576	10 708	18	10	—	3	3	1	1	—	—	—
48412	General freight trucking, long-distance . . . . .	304	1 986	8 201	14	8	—	3	1	1	1	—	—	—
4842	Specialized freight trucking . . . . .	134	880	3 767	11	5	1	1	4	—	—	—	—	—
<b>51</b>	<b>Information . . . . .</b>	<b>730</b>	<b>4 901</b>	<b>19 469</b>	<b>24</b>	<b>5</b>	<b>6</b>	<b>6</b>	<b>4</b>	<b>1</b>	<b>2</b>	—	—	—
511	Publishing industries . . . . .	(C)	(D)	(D)	3	—	2	—	—	—	1	—	—	—
5111	Newspaper, periodical, book, database publishers . . . . .	(C)	(D)	(D)	2	—	1	—	—	—	1	—	—	—
51111	Newspaper publishers . . . . .	(C)	(D)	(D)	2	—	1	—	—	—	1	—	—	—
512	Motion picture & sound recording industries . . . . .	(C)	(D)	(D)	2	—	1	—	—	1	—	—	—	—
5121	Motion picture & video industries . . . . .	(C)	(D)	(D)	2	—	1	—	—	1	—	—	—	—
51213	Motion picture & video exhibition . . . . .	(C)	(D)	(D)	2	—	1	—	—	1	—	—	—	—
513	Broadcasting & telecommunications . . . . .	213	1 405	5 543	16	4	3	5	4	—	—	—	—	—
5131	Radio & television broadcasting . . . . .	(C)	(D)	(D)	5	—	1	1	3	—	—	—	—	—
514	Information & data processing services . . . . .	(C)	(D)	(D)	3	1	—	1	—	—	1	—	—	—
5142	Data processing services . . . . .	(C)	(D)	(D)	2	—	—	1	—	—	1	—	—	—
51421	Data processing services . . . . .	(C)	(D)	(D)	2	—	—	1	—	—	1	—	—	—

See footnotes at end of table.

**Table 6. Counties—Employees, Payroll, and Establishments by Industry: 2000—Con.**

[Excludes most government employees, railroad employees, and self-employed persons. Size class 1 to 4 includes establishments with payroll, but no employees, during mid-March pay period. (D) denotes figures withheld to avoid disclosing data for individual companies; the data are included in broader industry totals. Detailed industries with 100 or more employees are shown if industry was not a (D). For explanation of terms, abbreviations, and data reliability/comparability, see introductory text]

NAICS code	Industry	Number of employees for week including March 12	Payroll (\$1,000)		Total number of establishments	Number of establishments by employment-size class								
			First quarter	Annual		1 to 4	5 to 9	10 to 19	20 to 49	50 to 99	100 to 249	250 to 499	500 to 999	1,000 or more
<b>GRANT—Con.</b>														
52	<b>Finance &amp; insurance</b>	<b>708</b>	<b>5 363</b>	<b>21 036</b>	<b>113</b>	<b>65</b>	<b>28</b>	<b>15</b>	<b>4</b>	<b>1</b>	—	—	—	—
522	Credit intermediation & related activities	494	3 548	13 602	63	23	24	12	4	—	—	—	—	—
5221	Depository credit intermediation	414	3 135	11 934	43	10	18	11	4	—	—	—	—	—
52211	Commercial banking	222	1 554	6 277	21	3	9	8	1	—	—	—	—	—
522110	Commercial banking	222	1 554	6 277	21	3	9	8	1	—	—	—	—	—
52213	Credit unions	111	673	2 650	15	5	7	2	1	—	—	—	—	—
522130	Credit unions	111	673	2 650	15	5	7	2	1	—	—	—	—	—
524	Insurance carriers & related activities	182	1 214	5 239	41	36	2	2	—	1	—	—	—	—
5242	Agencies & other insurance related activities	100	536	2 298	35	31	2	2	—	—	—	—	—	—
52421	Insurance agencies & brokerages	100	536	2 298	35	31	2	2	—	—	—	—	—	—
524210	Insurance agencies & brokerages	100	536	2 298	35	31	2	2	—	—	—	—	—	—
53	<b>Real estate &amp; rental &amp; leasing</b>	<b>225</b>	<b>852</b>	<b>3 574</b>	<b>57</b>	<b>45</b>	<b>6</b>	<b>5</b>	<b>1</b>	—	—	—	—	—
531	Real estate	167	594	2 487	42	34	3	4	1	—	—	—	—	—
5311	Lessors of real estate	110	403	1 766	27	22	1	4	—	—	—	—	—	—
54	<b>Professional, scientific &amp; technical services</b>	<b>520</b>	<b>2 131</b>	<b>8 321</b>	<b>68</b>	<b>40</b>	<b>13</b>	<b>13</b>	<b>1</b>	—	<b>1</b>	—	—	—
541	Professional, scientific & technical services	520	2 131	8 321	68	40	13	13	1	—	1	—	—	—
5411	Legal services	108	569	2 460	21	12	5	4	—	—	—	—	—	—
5412	Accounting, tax prep, bookkeep, payroll services	233	731	2 219	13	6	2	4	—	—	1	—	—	—
54121	Accounting, tax prep, bookkeep, payroll services	233	731	2 219	13	6	2	4	—	—	1	—	—	—
55	<b>Management of companies &amp; enterprises</b>	<b>217</b>	<b>2 232</b>	<b>9 213</b>	<b>9</b>	<b>1</b>	<b>2</b>	<b>3</b>	<b>2</b>	—	<b>1</b>	—	—	—
551	Management of companies & enterprises	217	2 232	9 213	9	1	2	3	2	—	1	—	—	—
5511	Management of companies & enterprises	217	2 232	9 213	9	1	2	3	2	—	1	—	—	—
55111	Management of companies & enterprises	217	2 232	9 213	9	1	2	3	2	—	1	—	—	—
56	<b>Admin, support, waste mgt, remediation services</b>	<b>674</b>	<b>2 740</b>	<b>12 854</b>	<b>47</b>	<b>27</b>	<b>8</b>	<b>6</b>	<b>2</b>	<b>3</b>	<b>1</b>	—	—	—
561	Administrative & support services	(F)	(D)	(D)	45	25	8	6	2	3	1	—	—	—
5613	Employment services	425	1 729	8 182	6	1	—	1	1	2	1	—	—	—
56132	Temporary help services	425	1 729	8 182	6	1	—	1	1	2	1	—	—	—
561320	Temporary help services	425	1 729	8 182	6	1	—	1	1	2	1	—	—	—
5617	Services to buildings & dwellings	161	470	2 500	23	16	3	2	1	1	—	—	—	—
61	<b>Educational services</b>	<b>3 589</b>	<b>10 647</b>	<b>45 135</b>	<b>18</b>	<b>7</b>	<b>2</b>	<b>2</b>	<b>3</b>	—	<b>2</b>	—	—	<b>2</b>
611	Educational services	3 589	10 647	45 135	18	7	2	2	3	—	2	—	—	2
6111	Elementary & secondary schools	386	1 615	6 930	6	1	1	—	2	—	2	—	—	—
61111	Elementary & secondary schools	386	1 615	6 930	6	1	1	—	2	—	2	—	—	—
611110	Elementary & secondary schools	386	1 615	6 930	6	1	1	—	2	—	2	—	—	—
6113	Colleges, universities & professional schools	3 168	8 923	37 801	4	1	—	—	1	—	—	—	—	2
61131	Colleges, universities & professional schools	3 168	8 923	37 801	4	1	—	—	1	—	—	—	—	2
611310	Colleges, universities & professional schools	3 168	8 923	37 801	4	1	—	—	1	—	—	—	—	2
62	<b>Health care and social assistance</b>	<b>4 915</b>	<b>31 637</b>	<b>130 740</b>	<b>148</b>	<b>63</b>	<b>36</b>	<b>19</b>	<b>11</b>	<b>12</b>	<b>4</b>	<b>1</b>	<b>1</b>	<b>1</b>
621	Ambulatory health care services	1 237	8 902	38 754	103	43	31	13	9	7	—	—	—	—
6211	Offices of physicians	391	4 417	19 705	36	15	10	6	4	1	—	—	—	—
62111	Offices of physicians	391	4 417	19 705	36	15	10	6	4	1	—	—	—	—
621111	Offices of physicians (exc mental health)	391	4 417	19 705	36	15	10	6	4	1	—	—	—	—
6212	Offices of dentists	211	1 844	7 927	26	12	10	3	—	1	—	—	—	—
62121	Offices of dentists	211	1 844	7 927	26	12	10	3	—	1	—	—	—	—
621210	Offices of dentists	211	1 844	7 927	26	12	10	3	—	1	—	—	—	—
6213	Offices of other health practitioners	123	694	2 990	20	12	6	1	1	—	—	—	—	—
6214	Outpatient care centers	196	956	4 004	10	2	3	—	4	1	—	—	—	—
62149	Other outpatient care centers	122	692	2 950	5	—	1	—	4	—	—	—	—	—
6216	Home health care services	282	877	3 663	7	1	2	—	—	4	—	—	—	—
62161	Home health care services	282	877	3 663	7	1	2	—	—	4	—	—	—	—
621610	Home health care services	282	877	3 663	7	1	2	—	—	4	—	—	—	—
622	Hospitals	(G)	(D)	(D)	3	—	—	—	—	—	1	—	1	1
6221	General medical & surgical hospitals	(G)	(D)	(D)	1	—	—	—	—	—	—	—	—	1
62211	General medical & surgical hospitals	(G)	(D)	(D)	1	—	—	—	—	—	—	—	—	1
6222	Psychiatric & substance abuse hospitals	(G)	(D)	(D)	2	—	—	—	—	—	1	—	1	—
62221	Psychiatric & substance abuse hospitals	(G)	(D)	(D)	2	—	—	—	—	—	1	—	1	—
623	Nursing & residential care facilities	1 170	4 590	19 020	19	4	1	4	2	4	3	1	—	—
6231	Nursing care facilities	768	3 066	12 381	7	—	—	1	1	2	2	1	—	—
62311	Nursing care facilities	768	3 066	12 381	7	—	—	1	1	2	2	1	—	—
623110	Nursing care facilities	768	3 066	12 381	7	—	—	1	1	2	2	1	—	—
6232	Residential mental retardation, health facil	(E)	(D)	(D)	6	2	1	1	—	1	1	—	—	—
62321	Residential mental retardation facilities	(C)	(D)	(D)	2	—	—	—	—	1	1	—	—	—
6233	Community care facilities for the elderly	(C)	(D)	(D)	5	1	—	2	1	1	—	—	—	—
62331	Community care facilities for the elderly	(C)	(D)	(D)	5	1	—	2	1	1	—	—	—	—
623311	Continuing care retirement communities	104	556	2 456	3	1	—	1	—	1	—	—	—	—
624	Social assistance	(C)	(D)	(D)	23	16	4	2	—	1	—	—	—	—
6241	Individual & family services	(C)	(D)	(D)	5	2	2	—	—	1	—	—	—	—
62411	Child & youth services	(C)	(D)	(D)	2	—	1	—	—	1	—	—	—	—
71	<b>Arts, entertainment &amp; recreation</b>	<b>221</b>	<b>517</b>	<b>2 443</b>	<b>21</b>	<b>11</b>	<b>3</b>	<b>4</b>	<b>2</b>	<b>1</b>	—	—	—	—
713	Amusement, gambling & recreation industries	(C)	(D)	(D)	17	7	3	4	2	1	—	—	—	—
7139	Other amusement & recreation industries	(C)	(D)	(D)	15	5	3	4	2	1	—	—	—	—

See footnotes at end of table.

**Table 6. Counties—Employees, Payroll, and Establishments by Industry: 2000—Con.**

[Excludes most government employees, railroad employees, and self-employed persons. Size class 1 to 4 includes establishments with payroll, but no employees, during mid-March pay period. (D) denotes figures withheld to avoid disclosing data for individual companies; the data are included in broader industry totals. Detailed industries with 100 or more employees are shown if industry was not a (D). For explanation of terms, abbreviations, and data reliability/comparability, see introductory text]

NAICS code	Industry	Number of employees for week including March 12	Payroll (\$1,000)		Total number of establishments	Number of establishments by employment-size class									
			First quarter	Annual		1 to 4	5 to 9	10 to 19	20 to 49	50 to 99	100 to 249	250 to 499	500 to 999	1,000 or more	
<b>GRANT—Con.</b>															
<b>72</b>	<b>Accommodation &amp; food services</b> .....	<b>2 500</b>	<b>5 886</b>	<b>24 339</b>	<b>136</b>	<b>36</b>	<b>29</b>	<b>29</b>	<b>33</b>	<b>8</b>	<b>1</b>	—	—	—	
721	Accommodation .....	166	650	2 459	5	—	1	—	3	1	—	—	—	—	
7211	Traveler accommodation .....	166	650	2 459	5	—	1	—	3	1	—	—	—	—	
72111	Hotels (exc casino hotels) & motels .....	166	650	2 459	5	—	1	—	3	1	—	—	—	—	
721110	Hotels (exc casino hotels) & motels .....	166	650	2 459	5	—	1	—	3	1	—	—	—	—	
722	Food services & drinking places .....	2 334	5 236	21 880	131	36	28	29	30	7	1	—	—	—	
7221	Full-service restaurants .....	784	1 821	7 471	45	12	11	10	9	3	—	—	—	—	
72211	Full-service restaurants .....	784	1 821	7 471	45	12	11	10	9	3	—	—	—	—	
722110	Full-service restaurants .....	784	1 821	7 471	45	12	11	10	9	3	—	—	—	—	
7222	Limited-service eating places .....	1 199	2 630	11 148	61	13	9	17	19	3	—	—	—	—	
72221	Limited-service eating places .....	1 199	2 630	11 148	61	13	9	17	19	3	—	—	—	—	
722211	Limited-service restaurants .....	1 166	2 560	10 584	53	9	5	17	19	3	—	—	—	—	
7223	Special food services .....	(E)	(D)	(D)	8	2	1	1	2	1	1	—	—	—	
72231	Food service contractors .....	263	582	2 450	6	1	—	1	2	1	1	—	—	—	
722310	Food service contractors .....	263	582	2 450	6	1	—	1	2	1	1	—	—	—	
<b>81</b>	<b>Other services (except public administration)</b> .....	<b>1 730</b>	<b>5 388</b>	<b>23 614</b>	<b>239</b>	<b>148</b>	<b>54</b>	<b>24</b>	<b>10</b>	<b>2</b>	—	<b>1</b>	—	—	
811	Repair & maintenance .....	291	1 259	5 196	60	41	12	5	2	—	—	—	—	—	
8111	Automotive repair & maintenance .....	243	1 096	4 427	49	34	10	3	2	—	—	—	—	—	
81111	Automotive mechanical & electrical R&M .....	102	506	2 053	28	20	7	1	—	—	—	—	—	—	
812	Personal & laundry services .....	213	716	3 065	41	23	11	6	1	—	—	—	—	—	
813	Religious, grantmaking, civic, prof & like organizations .....	1 226	3 413	15 353	138	84	31	13	7	2	—	1	—	—	
8131	Religious organizations .....	908	2 748	12 459	88	57	17	7	4	2	—	1	—	—	
81311	Religious organizations .....	908	2 748	12 459	88	57	17	7	4	2	—	1	—	—	
813110	Religious organizations .....	908	2 748	12 459	88	57	17	7	4	2	—	1	—	—	
8134	Civic & social organizations .....	150	333	1 398	22	11	7	3	1	—	—	—	—	—	
81341	Civic & social organizations .....	150	333	1 398	22	11	7	3	1	—	—	—	—	—	
813410	Civic & social organizations .....	150	333	1 398	22	11	7	3	1	—	—	—	—	—	
8139	Business, labor, political, like organizations .....	147	247	1 124	22	11	6	3	2	—	—	—	—	—	
81393	Labor unions & similar labor organizations .....	112	106	499	12	4	4	2	2	—	—	—	—	—	
813930	Labor unions & similar labor organizations .....	112	106	499	12	4	4	2	2	—	—	—	—	—	
<b>95</b>	<b>Auxiliaries (exc corporate, subsidiary &amp; regional mgt)</b> .....	<b>(C)</b>	<b>(D)</b>	<b>(D)</b>	<b>1</b>	—	—	—	—	—	1	—	—	—	
<b>99</b>	<b>Unclassified establishments</b> .....	<b>4</b>	<b>8</b>	<b>77</b>	<b>4</b>	<b>4</b>	—	—	—	—	—	—	—	—	
<b>GREENE</b>															
	<b>Total</b> .....	<b>5 964</b>	<b>26 113</b>	<b>107 686</b>	<b>643</b>	<b>368</b>	<b>149</b>	<b>71</b>	<b>37</b>	<b>10</b>	<b>6</b>	<b>2</b>	—	—	
<b>11</b>	<b>Forestry, fishing, hunting, and agriculture support</b> .....	<b>(B)</b>	<b>(D)</b>	<b>(D)</b>	<b>4</b>	<b>3</b>	—	—	<b>1</b>	—	—	—	—	—	
<b>21</b>	<b>Mining</b> .....	<b>(C)</b>	<b>(D)</b>	<b>(D)</b>	<b>3</b>	—	<b>2</b>	—	—	<b>1</b>	—	—	—	—	
<b>22</b>	<b>Utilities</b> .....	<b>69</b>	<b>612</b>	<b>3 057</b>	<b>5</b>	<b>1</b>	<b>2</b>	<b>1</b>	<b>1</b>	—	—	—	—	—	
<b>23</b>	<b>Construction</b> .....	<b>435</b>	<b>2 304</b>	<b>9 350</b>	<b>99</b>	<b>68</b>	<b>19</b>	<b>10</b>	<b>2</b>	—	—	—	—	—	
233	Building, developing & general contracting .....	(C)	(D)	(D)	33	23	7	2	1	—	—	—	—	—	
2332	Residential building construction .....	(C)	(D)	(D)	26	19	5	1	1	—	—	—	—	—	
235	Special trade contractors .....	288	1 615	6 393	62	42	12	7	1	—	—	—	—	—	
<b>31-33</b>	<b>Manufacturing</b> .....	<b>911</b>	<b>3 888</b>	<b>12 639</b>	<b>30</b>	<b>10</b>	<b>5</b>	<b>6</b>	<b>3</b>	<b>2</b>	<b>4</b>	—	—	—	
311	Food mfg .....	250	1 016	2 071	4	—	2	—	—	1	1	—	—	—	
3116	Animal slaughtering & processing .....	250	1 016	2 071	4	—	2	—	—	1	1	—	—	—	
31161	Animal slaughtering & processing .....	250	1 016	2 071	4	—	2	—	—	1	1	—	—	—	
327	Nonmetallic mineral product mfg .....	158	962	3 694	6	1	1	3	—	—	1	—	—	—	
3271	Clay product & refractory mfg .....	(C)	(D)	(D)	1	—	—	—	—	—	1	—	—	—	
32712	Clay building material & refractories mfg .....	(C)	(D)	(D)	1	—	—	—	—	—	1	—	—	—	
331	Primary metal mfg .....	(C)	(D)	(D)	1	—	—	—	—	—	1	—	—	—	
3314	Nonferrous (exc alum) production & processing .....	(C)	(D)	(D)	1	—	—	—	—	—	1	—	—	—	
33149	Other nonferrous roll, draw, extruding, alloying .....	(C)	(D)	(D)	1	—	—	—	—	—	1	—	—	—	
335	Electrical equip, appliance & component mfg .....	(C)	(D)	(D)	1	—	—	—	—	—	1	—	—	—	
3359	Other electrical equipment & component mfg .....	(C)	(D)	(D)	1	—	—	—	—	—	1	—	—	—	
33599	All oth electrical equipment & component mfg .....	(C)	(D)	(D)	1	—	—	—	—	—	1	—	—	—	
<b>42</b>	<b>Wholesale trade</b> .....	<b>169</b>	<b>859</b>	<b>3 711</b>	<b>26</b>	<b>15</b>	<b>4</b>	<b>5</b>	<b>2</b>	—	—	—	—	—	

See footnotes at end of table.

**Table 6. Counties—Employees, Payroll, and Establishments by Industry: 2000—Con.**

[Excludes most government employees, railroad employees, and self-employed persons. Size class 1 to 4 includes establishments with payroll, but no employees, during mid-March pay period. (D) denotes figures withheld to avoid disclosing data for individual companies; the data are included in broader industry totals. Detailed industries with 100 or more employees are shown if industry was not a (D). For explanation of terms, abbreviations, and data reliability/comparability, see introductory text]

NAICS code	Industry	Number of employees for week including March 12	Payroll (\$1,000)		Total number of establishments	Number of establishments by employment-size class								
			First quarter	Annual		1 to 4	5 to 9	10 to 19	20 to 49	50 to 99	100 to 249	250 to 499	500 to 999	1,000 or more
<b>GREENE—Con.</b>														
<b>44-45</b>	<b>Retail trade</b> .....	<b>1 375</b>	<b>4 564</b>	<b>19 528</b>	<b>133</b>	<b>60</b>	<b>45</b>	<b>14</b>	<b>12</b>	<b>1</b>	—	—	<b>1</b>	—
441	Motor vehicle & parts dealers .....	202	828	3 179	19	5	9	2	3	—	—	—	—	—
4411	Automobile dealers .....	150	605	2 324	9	1	4	1	3	—	—	—	—	—
445	Food & beverage stores .....	272	616	2 698	17	5	5	1	5	1	—	—	—	—
4451	Grocery stores .....	(C)	(D)	(D)	10	1	2	1	5	1	—	—	—	—
44511	Grocery (except convenience) stores .....	219	542	2 335	7	—	1	—	5	1	—	—	—	—
445110	Grocery (except convenience) stores .....	219	542	2 335	7	—	1	—	5	1	—	—	—	—
447	Gasoline stations .....	155	399	1 706	22	7	11	4	—	—	—	—	—	—
4471	Gasoline stations .....	155	399	1 706	22	7	11	4	—	—	—	—	—	—
44711	Gasoline stations with convenience stores .....	101	257	1 082	13	3	7	3	—	—	—	—	—	—
447110	Gasoline stations with convenience stores .....	101	257	1 082	13	3	7	3	—	—	—	—	—	—
452	General merchandise stores .....	398	1 332	5 524	7	—	4	1	1	—	—	—	1	—
4529	Other general merchandise stores .....	398	1 332	5 524	7	—	4	1	1	—	—	—	1	—
45291	Warehouse clubs & superstores .....	(E)	(D)	(D)	1	—	—	—	—	—	—	—	1	—
<b>48-49</b>	<b>Transportation &amp; warehousing</b> .....	<b>69</b>	<b>386</b>	<b>1 697</b>	<b>24</b>	<b>18</b>	<b>5</b>	<b>1</b>	—	—	—	—	—	—
<b>51</b>	<b>Information</b> .....	<b>57</b>	<b>374</b>	<b>1 484</b>	<b>7</b>	<b>2</b>	<b>2</b>	<b>3</b>	—	—	—	—	—	—
<b>52</b>	<b>Finance &amp; insurance</b> .....	<b>245</b>	<b>1 509</b>	<b>5 945</b>	<b>37</b>	<b>16</b>	<b>13</b>	<b>7</b>	<b>1</b>	—	—	—	—	—
522	Credit intermediation & related activities .....	179	954	4 008	18	3	7	7	1	—	—	—	—	—
5221	Depository credit intermediation .....	(C)	(D)	(D)	17	2	7	7	1	—	—	—	—	—
52211	Commercial banking .....	(C)	(D)	(D)	15	1	7	6	1	—	—	—	—	—
<b>53</b>	<b>Real estate &amp; rental &amp; leasing</b> .....	<b>52</b>	<b>207</b>	<b>1 182</b>	<b>14</b>	<b>11</b>	<b>2</b>	<b>1</b>	—	—	—	—	—	—
<b>54</b>	<b>Professional, scientific &amp; technical services</b> .....	<b>344</b>	<b>2 421</b>	<b>9 680</b>	<b>29</b>	<b>23</b>	<b>4</b>	—	—	<b>1</b>	<b>1</b>	—	—	—
541	Professional, scientific & technical services .....	344	2 421	9 680	29	23	4	—	—	1	1	—	—	—
5413	Architectural, engineering & related services .....	(E)	(D)	(D)	4	2	—	—	—	1	1	—	—	—
54133	Engineering services .....	(E)	(D)	(D)	3	1	—	—	—	1	1	—	—	—
<b>55</b>	<b>Management of companies &amp; enterprises</b> .....	<b>(B)</b>	<b>(D)</b>	<b>(D)</b>	<b>2</b>	<b>1</b>	—	—	<b>1</b>	—	—	—	—	—
<b>56</b>	<b>Admin, support, waste mgt, remediation services</b> .....	<b>58</b>	<b>289</b>	<b>1 262</b>	<b>13</b>	<b>8</b>	<b>4</b>	<b>1</b>	—	—	—	—	—	—
<b>61</b>	<b>Educational services</b> .....	<b>(A)</b>	<b>(D)</b>	<b>(D)</b>	<b>3</b>	<b>2</b>	<b>1</b>	—	—	—	—	—	—	—
<b>62</b>	<b>Health care and social assistance</b> .....	<b>1 024</b>	<b>4 553</b>	<b>19 839</b>	<b>62</b>	<b>31</b>	<b>16</b>	<b>6</b>	<b>4</b>	<b>3</b>	<b>1</b>	<b>1</b>	—	—
621	Ambulatory health care services .....	159	736	3 430	35	20	12	3	—	—	—	—	—	—
622	Hospitals .....	(E)	(D)	(D)	1	—	—	—	—	—	—	1	—	—
6221	General medical & surgical hospitals .....	(E)	(D)	(D)	1	—	—	—	—	—	—	1	—	—
62211	General medical & surgical hospitals .....	(E)	(D)	(D)	1	—	—	—	—	—	—	1	—	—
623	Nursing & residential care facilities .....	(E)	(D)	(D)	7	—	—	—	3	3	1	—	—	—
6231	Nursing care facilities .....	471	1 644	7 073	6	—	—	—	2	3	1	—	—	—
62311	Nursing care facilities .....	471	1 644	7 073	6	—	—	—	2	3	1	—	—	—
623110	Nursing care facilities .....	471	1 644	7 073	6	—	—	—	2	3	1	—	—	—
624	Social assistance .....	(C)	(D)	(D)	19	11	4	3	1	—	—	—	—	—
<b>71</b>	<b>Arts, entertainment &amp; recreation</b> .....	<b>(B)</b>	<b>(D)</b>	<b>(D)</b>	<b>7</b>	<b>5</b>	<b>2</b>	—	—	—	—	—	—	—
<b>72</b>	<b>Accommodation &amp; food services</b> .....	<b>657</b>	<b>1 186</b>	<b>5 145</b>	<b>50</b>	<b>17</b>	<b>6</b>	<b>16</b>	<b>9</b>	<b>2</b>	—	—	—	—
722	Food services & drinking places .....	(F)	(D)	(D)	49	17	6	15	9	2	—	—	—	—
7221	Full-service restaurants .....	299	488	2 100	25	10	3	7	4	1	—	—	—	—
72211	Full-service restaurants .....	299	488	2 100	25	10	3	7	4	1	—	—	—	—
722110	Full-service restaurants .....	299	488	2 100	25	10	3	7	4	1	—	—	—	—
7222	Limited-service eating places .....	308	607	2 681	17	3	1	7	5	1	—	—	—	—
72221	Limited-service eating places .....	308	607	2 681	17	3	1	7	5	1	—	—	—	—
<b>81</b>	<b>Other services (except public administration)</b> .....	<b>252</b>	<b>819</b>	<b>3 517</b>	<b>90</b>	<b>73</b>	<b>17</b>	—	—	—	—	—	—	—
813	Religious, grantmaking, civic, prof & like organizations .....	143	287	1 195	50	41	9	—	—	—	—	—	—	—
<b>99</b>	<b>Unclassified establishments</b> .....	<b>32</b>	<b>66</b>	<b>320</b>	<b>5</b>	<b>4</b>	—	—	<b>1</b>	—	—	—	—	—
<b>HAMILTON</b>														
	<b>Total</b> .....	<b>79 865</b>	<b>724 387</b>	<b>2 930 227</b>	<b>5 320</b>	<b>2 990</b>	<b>875</b>	<b>650</b>	<b>526</b>	<b>160</b>	<b>86</b>	<b>19</b>	<b>11</b>	<b>3</b>
<b>11</b>	<b>Forestry, fishing, hunting, and agriculture support</b> .....	<b>6</b>	<b>18</b>	<b>144</b>	<b>4</b>	<b>4</b>	—	—	—	—	—	—	—	—
<b>21</b>	<b>Mining</b> .....	<b>143</b>	<b>1 491</b>	<b>7 374</b>	<b>9</b>	<b>1</b>	—	<b>5</b>	<b>3</b>	—	—	—	—	—
212	Mining (except oil & gas) .....	(C)	(D)	(D)	8	1	—	5	2	—	—	—	—	—
2123	Nonmetallic mineral mining & quarrying .....	(C)	(D)	(D)	8	1	—	5	2	—	—	—	—	—
<b>22</b>	<b>Utilities</b> .....	<b>298</b>	<b>4 166</b>	<b>13 699</b>	<b>15</b>	<b>2</b>	<b>5</b>	<b>3</b>	<b>3</b>	<b>2</b>	—	—	—	—
221	Utilities .....	298	4 166	13 699	15	2	5	3	3	2	—	—	—	—
2211	Elec pwr generation, transmn & distribution .....	(C)	(D)	(D)	8	2	2	—	2	2	—	—	—	—
22112	Electric pwr transmn, control & distribution .....	(C)	(D)	(D)	7	2	2	—	1	2	—	—	—	—

See footnotes at end of table.

**Table 6. Counties—Employees, Payroll, and Establishments by Industry: 2000—Con.**

[Excludes most government employees, railroad employees, and self-employed persons. Size class 1 to 4 includes establishments with payroll, but no employees, during mid-March pay period. (D) denotes figures withheld to avoid disclosing data for individual companies; the data are included in broader industry totals. Detailed industries with 100 or more employees are shown if industry was not a (D). For explanation of terms, abbreviations, and data reliability/comparability, see introductory text]

NAICS code	Industry	Number of employees for week including March 12	Payroll (\$1,000)		Total number of establishments	Number of establishments by employment-size class								
			First quarter	Annual		1 to 4	5 to 9	10 to 19	20 to 49	50 to 99	100 to 249	250 to 499	500 to 999	1,000 or more
<b>HAMILTON—Con.</b>														
<b>23</b>	<b>Construction</b>	<b>6 650</b>	<b>59 688</b>	<b>260 550</b>	<b>662</b>	<b>398</b>	<b>112</b>	<b>83</b>	<b>45</b>	<b>16</b>	<b>6</b>	<b>2</b>	—	—
233	Building, developing & general contracting	2 102	24 206	94 923	250	177	34	18	11	7	3	—	—	—
2331	Land subdivision & land development	401	4 789	19 098	25	15	4	3	1	1	1	—	—	—
23311	Land subdivision & land development	401	4 789	19 098	25	15	4	3	1	1	1	—	—	—
233110	Land subdivision & land development	401	4 789	19 098	25	15	4	3	1	1	1	—	—	—
2332	Residential building construction	1 047	12 930	49 530	177	136	23	10	5	1	2	—	—	—
23321	Single-family housing construction	1 011	12 564	48 440	169	129	23	10	4	1	2	—	—	—
233210	Single-family housing construction	1 011	12 564	48 440	169	129	23	10	4	1	2	—	—	—
2333	Nonresidential building construction	654	6 487	26 295	48	26	7	5	5	5	—	—	—	—
23332	Commercial & institutional bldg construction	623	6 274	25 300	40	21	5	4	5	5	—	—	—	—
233320	Commercial & institutional bldg construction	623	6 274	25 300	40	21	5	4	5	5	—	—	—	—
234	Heavy construction	655	5 817	32 318	25	11	2	6	4	1	—	1	—	—
2349	Other heavy construction	(F)	(D)	(D)	20	8	2	5	3	1	—	1	—	—
23491	Water, sewer & pipeline construction	155	1 109	5 702	6	2	—	1	2	1	—	—	—	—
234910	Water, sewer & pipeline construction	155	1 109	5 702	6	2	—	1	2	1	—	—	—	—
23499	All other heavy construction	444	4 176	21 146	12	6	1	3	1	—	—	1	—	—
234990	All other heavy construction	444	4 176	21 146	12	6	1	3	1	—	—	1	—	—
235	Special trade contractors	3 893	29 665	133 309	387	210	76	59	30	8	3	1	—	—
2351	Plumbing, heating & AC contractor	606	5 542	24 829	50	25	7	10	6	1	1	—	—	—
23511	Plumbing, heating & AC contractor	606	5 542	24 829	50	25	7	10	6	1	1	—	—	—
235110	Plumbing, heating & AC contractor	606	5 542	24 829	50	25	7	10	6	1	1	—	—	—
2352	Painting & wall covering contractors	306	1 701	7 714	50	31	9	8	1	1	—	—	—	—
23521	Painting & wall covering contractors	306	1 701	7 714	50	31	9	8	1	1	—	—	—	—
235210	Painting & wall covering contractors	306	1 701	7 714	50	31	9	8	1	1	—	—	—	—
2353	Electrical contractors	881	7 875	34 920	37	19	3	7	4	2	1	1	—	—
23531	Electrical contractors	881	7 875	34 920	37	19	3	7	4	2	1	1	—	—
235310	Electrical contractors	881	7 875	34 920	37	19	3	7	4	2	1	1	—	—
2354	Masonry, drywall, insulation, tile contractors	340	2 052	7 498	43	24	11	4	3	1	—	—	—	—
23541	Masonry & stone contractors	175	915	4 185	27	14	9	3	1	—	—	—	—	—
235410	Masonry & stone contractors	175	915	4 185	27	14	9	3	1	—	—	—	—	—
23542	Drywall, acoustical & insulation contractors	150	1 028	2 826	13	9	—	1	2	1	—	—	—	—
235420	Drywall, acoustical & insulation contractors	150	1 028	2 826	13	9	—	1	2	1	—	—	—	—
2355	Carpentry & floor contractors	355	2 017	9 371	61	35	17	5	4	—	—	—	—	—
23551	Carpentry contractors	293	1 724	8 099	54	31	16	4	3	—	—	—	—	—
235510	Carpentry contractors	293	1 724	8 099	54	31	16	4	3	—	—	—	—	—
2356	Roofing, siding, & sheet metal contractors	193	1 886	8 354	16	8	2	4	1	1	—	—	—	—
23561	Roofing, siding, & sheet metal contractors	193	1 886	8 354	16	8	2	4	1	1	—	—	—	—
235610	Roofing, siding, & sheet metal contractors	193	1 886	8 354	16	8	2	4	1	1	—	—	—	—
2357	Concrete contractors	647	4 212	19 952	50	22	9	10	8	—	1	—	—	—
23571	Concrete contractors	647	4 212	19 952	50	22	9	10	8	—	1	—	—	—
235710	Concrete contractors	647	4 212	19 952	50	22	9	10	8	—	1	—	—	—
2359	Other special trade contractors	550	4 282	20 175	77	45	16	11	3	2	—	—	—	—
23593	Excavation contractors	257	1 946	9 398	37	22	9	4	1	1	—	—	—	—
235930	Excavation contractors	257	1 946	9 398	37	22	9	4	1	1	—	—	—	—
23599	All other special trade contractors	177	1 039	5 924	30	19	4	5	2	—	—	—	—	—
235990	All other special trade contractors	177	1 039	5 924	30	19	4	5	2	—	—	—	—	—
<b>31-33</b>	<b>Manufacturing</b>	<b>6 519</b>	<b>56 092</b>	<b>218 186</b>	<b>195</b>	<b>66</b>	<b>27</b>	<b>41</b>	<b>29</b>	<b>17</b>	<b>12</b>	<b>1</b>	<b>2</b>	—
311	Food mfg	173	1 006	5 925	7	4	1	—	—	1	—	—	—	—
3118	Bakeries & tortilla mfg	(C)	(D)	(D)	4	3	—	—	—	—	1	—	—	—
31181	Bread & bakery product mfg	(C)	(D)	(D)	4	3	—	—	—	—	1	—	—	—
314	Textile product mills	(C)	(D)	(D)	4	2	—	—	1	1	—	—	—	—
3149	Other textile product mills	(C)	(D)	(D)	3	1	—	—	1	1	—	—	—	—
31499	All other textile product mills	(C)	(D)	(D)	3	1	—	—	1	1	—	—	—	—
321	Wood product mfg	(C)	(D)	(D)	6	3	—	1	1	1	—	—	—	—
3212	Veneer, plywood & engineered wood product mfg	(C)	(D)	(D)	2	—	—	—	1	1	—	—	—	—
32121	Veneer, plywood & engineered wood product mfg	(C)	(D)	(D)	2	—	—	—	1	1	—	—	—	—
323	Printing & related support activities	325	2 870	10 647	21	6	5	7	2	—	1	—	—	—
3231	Printing & related support activities	325	2 870	10 647	21	6	5	7	2	—	1	—	—	—
32311	Printing	(E)	(D)	(D)	20	5	5	7	2	—	1	—	—	—
323110	Commercial lithographic printing	225	1 580	6 467	11	2	4	3	1	—	1	—	—	—
326	Plastics & rubber products mfg	1 134	8 347	33 106	17	5	—	5	2	2	2	—	1	—
3261	Plastics product mfg	568	3 716	15 936	13	5	—	3	1	2	2	—	—	—
32619	Other plastics product mfg	(F)	(D)	(D)	12	5	—	3	1	1	2	—	—	—
326199	All other plastics product mfg	451	3 020	13 062	10	5	—	2	—	1	2	—	—	—
3262	Rubber product mfg	566	4 631	17 170	4	—	—	2	1	—	—	—	1	—
32629	Other rubber product mfg	566	4 631	17 170	4	—	—	2	1	—	—	—	1	—
327	Nonmetallic mineral product mfg	446	4 071	17 912	16	4	2	5	—	5	—	—	—	—
3273	Cement & concrete product mfg	369	3 295	14 884	9	—	—	5	—	4	—	—	—	—
32732	Ready-mix concrete mfg	265	2 569	11 637	6	—	—	3	—	3	—	—	—	—
327320	Ready-mix concrete mfg	265	2 569	11 637	6	—	—	3	—	3	—	—	—	—
32739	Other concrete product mfg	104	726	3 247	3	—	—	2	—	1	—	—	—	—
327390	Other concrete product mfg	104	726	3 247	3	—	—	2	—	1	—	—	—	—
331	Primary metal mfg	(C)	(D)	(D)	3	2	—	—	—	—	1	—	—	—
3314	Nonferrous (exc alum) production & processing	(C)	(D)	(D)	1	—	—	—	—	—	1	—	—	—
33149	Other nonferrous roll, draw, extruding, alloying	(C)	(D)	(D)	1	—	—	—	—	—	1	—	—	—

See footnotes at end of table.

**Table 6. Counties—Employees, Payroll, and Establishments by Industry: 2000—Con.**

[Excludes most government employees, railroad employees, and self-employed persons. Size class 1 to 4 includes establishments with payroll, but no employees, during mid-March pay period. (D) denotes figures withheld to avoid disclosing data for individual companies; the data are included in broader industry totals. Detailed industries with 100 or more employees are shown if industry was not a (D). For explanation of terms, abbreviations, and data reliability/comparability, see introductory text]

NAICS code	Industry	Number of employees for week including March 12	Payroll (\$1,000)		Total number of establishments	Number of establishments by employment-size class								
			First quarter	Annual		1 to 4	5 to 9	10 to 19	20 to 49	50 to 99	100 to 249	250 to 499	500 to 999	1,000 or more
<b>HAMILTON—Con.</b>														
<b>31-33 Manufacturing—Con.</b>														
332	Fabricated metal product mfg .....	866	7 568	29 811	27	5	4	6	8	2	2	-	-	-
3327	Mach shops, turn prod, screw, nut, bolt mfg ....	583	5 277	21 379	14	1	3	4	3	1	2	-	-	-
33271	Machine shops .....	185	1 510	5 871	11	1	3	4	2	1	-	-	-	-
332710	Machine shops .....	185	1 510	5 871	11	1	3	4	2	1	-	-	-	-
33272	Turned product & screw, nut & bolt mfg .....	398	3 767	15 508	3	-	-	-	1	-	2	-	-	-
332721	Precision turned product mfg .....	398	3 767	15 508	3	-	-	-	1	-	2	-	-	-
3329	Other fabricated metal product mfg .....	149	1 168	3 823	4	-	-	1	2	1	-	-	-	-
333	Machinery mfg .....	285	2 487	10 362	15	4	1	4	5	1	-	-	-	-
3339	Other general purpose machinery mfg .....	194	1 576	6 239	8	2	-	2	3	1	-	-	-	-
334	Computer & electronic product mfg .....	267	2 445	10 279	9	3	1	2	1	1	1	-	-	-
3342	Communications equipment mfg .....	213	1 685	7 660	4	-	1	1	-	1	1	-	-	-
33422	Radio, TV broadcast & wireless comm equip mfg .....	(C)	(D)	(D)	2	-	-	1	-	-	1	-	-	-
335	Electrical equip, appliance & component mfg .....	414	3 877	14 655	6	1	1	1	1	-	2	-	-	-
3351	Electric lighting equipment mfg .....	(E)	(D)	(D)	2	-	-	-	-	-	2	-	-	-
33512	Lighting fixture mfg .....	(E)	(D)	(D)	2	-	-	-	-	-	2	-	-	-
336	Transportation equipment mfg .....	1 458	15 075	52 678	9	1	-	3	-	2	1	1	1	-
3362	Motor vehicle body & trailer mfg .....	(C)	(D)	(D)	2	-	-	1	-	1	-	-	-	-
33621	Motor vehicle body & trailer mfg .....	(C)	(D)	(D)	2	-	-	1	-	1	-	-	-	-
3363	Motor vehicle parts mfg .....	(G)	(D)	(D)	6	-	-	2	-	1	1	1	1	-
33631	Motor vehicle gas engine & engine parts mfg ..	(C)	(D)	(D)	1	-	-	-	-	-	1	-	-	-
33636	Motor vehicle seating & interior trim mfg .....	(G)	(D)	(D)	2	-	-	-	-	-	-	1	1	-
337	Furniture & related product mfg .....	295	1 557	6 330	12	7	1	1	2	-	1	-	-	-
3371	HH & institutional furniture & kitchen cabinet mfg .....	(C)	(D)	(D)	9	6	-	1	1	-	1	-	-	-
33712	Household & institutional furniture mfg .....	(C)	(D)	(D)	5	2	-	1	1	-	1	-	-	-
339	Miscellaneous mfg .....	234	1 690	6 882	31	17	7	3	4	-	-	-	-	-
3391	Medical equipment & supplies mfg .....	178	1 374	5 547	19	8	6	2	3	-	-	-	-	-
33911	Medical equipment & supplies mfg .....	178	1 374	5 547	19	8	6	2	3	-	-	-	-	-
<b>42</b>	<b>Wholesale trade .....</b>	<b>4 969</b>	<b>57 029</b>	<b>239 572</b>	<b>504</b>	<b>311</b>	<b>79</b>	<b>55</b>	<b>43</b>	<b>11</b>	<b>3</b>	<b>2</b>	<b>-</b>	<b>-</b>
421	Wholesale trade, durable goods .....	3 593	41 707	172 198	373	228	61	43	28	9	3	1	-	-
4212	Furniture & home furnishing whsle .....	104	900	3 712	21	14	4	2	1	-	-	-	-	-
4214	Professional & commercial equip & supp whsle .	1 144	12 942	51 310	57	26	7	11	9	2	1	1	-	-
42143	Computer & peripheral equip & software whsle .....	546	8 511	32 527	25	7	2	6	7	2	1	-	-	-
421430	Computer & peripheral equip & software whsle .....	546	8 511	32 527	25	7	2	6	7	2	1	-	-	-
42145	Medical, dental, hospital equip & supp whsle .	462	3 270	13 942	13	8	2	2	-	-	-	1	-	-
421450	Medical, dental, hospital equip & supp whsle .....	462	3 270	13 942	13	8	2	2	-	-	-	1	-	-
4215	Metal & mineral (except petroleum) whsle .....	181	1 782	7 249	16	11	3	1	-	-	1	-	-	-
42151	Metal service centers & offices whsle .....	(C)	(D)	(D)	15	11	2	1	-	-	1	-	-	-
4216	Electrical goods whsle .....	687	11 137	42 074	68	40	11	8	5	3	1	-	-	-
42161	Elec equip, wiring supp, const material whsle .	(C)	(D)	(D)	25	17	4	3	1	-	-	-	-	-
42169	Other electronic parts & equipment whsle ....	550	9 460	35 382	41	22	6	5	4	3	1	-	-	-
421690	Other electronic parts & equipment whsle ..	550	9 460	35 382	41	22	6	5	4	3	1	-	-	-
4217	Hardware, plumb & heating equip & sup whsle ..	232	1 911	9 830	33	20	8	2	2	1	-	-	-	-
42171	Hardware whsle .....	128	998	5 517	14	8	4	-	1	1	-	-	-	-
421710	Hardware whsle .....	128	998	5 517	14	8	4	-	1	1	-	-	-	-
4218	Machinery, equipment & supplies whsle .....	939	10 262	44 222	107	64	17	15	8	3	-	-	-	-
42182	Farm & garden machinery & equipment whsle .....	165	1 336	6 380	9	4	1	2	1	1	-	-	-	-
421820	Farm & garden machinery & equipment whsle .....	165	1 336	6 380	9	4	1	2	1	1	-	-	-	-
42183	Industrial machinery & equipment whsle .....	484	6 251	26 175	59	36	9	8	5	1	-	-	-	-
421830	Industrial machinery & equipment whsle ....	484	6 251	26 175	59	36	9	8	5	1	-	-	-	-
42184	Industrial supplies whsle .....	136	1 326	5 887	22	16	5	-	-	1	-	-	-	-
421840	Industrial supplies whsle .....	136	1 326	5 887	22	16	5	-	-	1	-	-	-	-
4219	Miscellaneous durable goods whsle .....	149	1 179	4 979	36	28	4	2	2	-	-	-	-	-
422	Wholesale trade, nondurable goods .....	1 376	15 322	67 374	131	83	18	12	15	2	-	1	-	-
4222	Drugs & druggists' sundries whsle .....	117	1 038	4 841	12	7	-	2	3	-	-	-	-	-
42221	Drugs & druggists' sundries whsle .....	117	1 038	4 841	12	7	-	2	3	-	-	-	-	-
422210	Drugs & druggists' sundries whsle .....	117	1 038	4 841	12	7	-	2	3	-	-	-	-	-
4223	Apparel, piece goods & notions whsle .....	139	2 016	6 943	17	12	-	2	3	-	-	-	-	-
4224	Grocery & related product whsle .....	586	5 897	23 468	19	11	2	1	3	1	-	1	-	-
42241	General line grocery whsle .....	(E)	(D)	(D)	3	1	-	-	1	-	-	1	-	-
4229	Miscellaneous nondurable goods whsle .....	269	3 516	18 279	32	17	9	2	3	1	-	-	-	-
42291	Farm supplies whsle .....	121	1 889	8 340	10	3	4	1	2	-	-	-	-	-
422910	Farm supplies whsle .....	121	1 889	8 340	10	3	4	1	2	-	-	-	-	-

See footnotes at end of table.

**Table 6. Counties—Employees, Payroll, and Establishments by Industry: 2000—Con.**

[Excludes most government employees, railroad employees, and self-employed persons. Size class 1 to 4 includes establishments with payroll, but no employees, during mid-March pay period. (D) denotes figures withheld to avoid disclosing data for individual companies; the data are included in broader industry totals. Detailed industries with 100 or more employees are shown if industry was not a (D). For explanation of terms, abbreviations, and data reliability/comparability, see introductory text]

NAICS code	Industry	Number of employees for week including March 12	Payroll (\$1,000)		Total number of establishments	Number of establishments by employment-size class								
			First quarter	Annual		1 to 4	5 to 9	10 to 19	20 to 49	50 to 99	100 to 249	250 to 499	500 to 999	1,000 or more
	<b>HAMILTON—Con.</b>													
44-45	<b>Retail trade</b>	10 491	53 550	224 112	602	248	144	104	63	18	20	4	1	-
441	Motor vehicle & parts dealers	1 515	13 332	54 675	65	25	13	13	3	8	2	1	-	-
4411	Automobile dealers	1 235	11 794	48 215	30	14	2	1	2	8	2	1	-	-
44111	New car dealers	1 203	11 574	47 299	17	3	1	-	2	8	2	1	-	-
441110	New car dealers	1 203	11 574	47 299	17	3	1	-	2	8	2	1	-	-
4413	Automotive parts, accessories & tire stores	224	1 221	4 991	25	6	8	10	1	-	-	-	-	-
44131	Automotive parts, accessories & tire stores	145	771	3 253	18	6	7	4	1	-	-	-	-	-
441310	Automotive parts, accessories & tire stores	145	771	3 253	18	6	7	4	1	-	-	-	-	-
442	Furniture & home furnishing stores	491	3 265	14 039	45	22	9	10	3	-	1	-	-	-
4421	Furniture stores	284	1 941	8 289	13	5	2	2	3	-	1	-	-	-
44211	Furniture stores	284	1 941	8 289	13	5	2	2	3	-	1	-	-	-
442110	Furniture stores	284	1 941	8 289	13	5	2	2	3	-	1	-	-	-
4422	Home furnishings stores	207	1 324	5 750	32	17	7	8	-	-	-	-	-	-
44229	Other home furnishings stores	159	840	3 346	21	9	6	6	-	-	-	-	-	-
443	Electronics & appliance stores	300	2 608	9 872	27	15	4	5	2	-	1	-	-	-
4431	Electronics & appliance stores	300	2 608	9 872	27	15	4	5	2	-	1	-	-	-
44311	Appliance, TV & all other electronics stores	252	2 084	7 963	19	10	3	4	1	-	1	-	-	-
443112	Radio, television & other electronics stores	234	1 964	7 518	15	8	1	4	1	-	1	-	-	-
444	Bldg material & garden equip & supp dealers	1 383	8 750	36 828	86	30	20	17	11	6	2	-	-	-
4441	Building material & supplies dealers	1 140	7 473	31 114	67	25	16	10	9	5	2	-	-	-
44411	Home centers	(C)	(D)	(D)	1	-	-	-	-	-	1	-	-	-
44413	Hardware stores	228	778	2 502	11	4	-	2	3	2	-	-	-	-
444130	Hardware stores	228	778	2 502	11	4	-	2	3	2	-	-	-	-
44419	Other building material dealers	692	5 289	22 835	41	13	11	7	6	3	1	-	-	-
444190	Other building material dealers	692	5 289	22 835	41	13	11	7	6	3	1	-	-	-
4442	Lawn & garden equip & supplies stores	243	1 277	5 714	19	5	4	7	2	1	-	-	-	-
44422	Nursery & garden centers	207	1 019	4 580	15	4	3	5	2	1	-	-	-	-
444220	Nursery & garden centers	207	1 019	4 580	15	4	3	5	2	1	-	-	-	-
445	Food & beverage stores	1 962	7 211	29 264	68	26	16	9	6	2	9	-	-	-
4451	Grocery stores	1 685	6 297	25 100	33	10	7	1	5	1	9	-	-	-
44511	Grocery (except convenience) stores	1 560	5 953	23 575	20	4	3	1	2	1	9	-	-	-
445110	Grocery (except convenience) stores	1 560	5 953	23 575	20	4	3	1	2	1	9	-	-	-
44512	Convenience stores	125	344	1 525	13	6	4	-	3	-	-	-	-	-
445120	Convenience stores	125	344	1 525	13	6	4	-	3	-	-	-	-	-
4452	Specialty food stores	100	323	1 469	14	7	3	3	1	-	-	-	-	-
4453	Beer, wine & liquor stores	177	591	2 695	21	9	6	5	-	1	-	-	-	-
44531	Beer, wine & liquor stores	177	591	2 695	21	9	6	5	-	1	-	-	-	-
445310	Beer, wine & liquor stores	177	591	2 695	21	9	6	5	-	1	-	-	-	-
446	Health & personal care stores	450	2 294	9 766	37	14	6	6	11	-	-	-	-	-
4461	Health & personal care stores	450	2 294	9 766	37	14	6	6	11	-	-	-	-	-
44611	Pharmacies & drug stores	369	2 051	8 589	22	4	4	5	9	-	-	-	-	-
446110	Pharmacies & drug stores	369	2 051	8 589	22	4	4	5	9	-	-	-	-	-
447	Gasoline stations	446	1 647	7 048	52	11	24	14	3	-	-	-	-	-
4471	Gasoline stations	446	1 647	7 048	52	11	24	14	3	-	-	-	-	-
44711	Gasoline stations with convenience stores	390	1 362	5 716	39	5	17	14	3	-	-	-	-	-
447110	Gasoline stations with convenience stores	390	1 362	5 716	39	5	17	14	3	-	-	-	-	-
448	Clothing & clothing accessories stores	401	1 436	6 535	47	19	16	6	5	1	-	-	-	-
4481	Clothing stores	274	777	3 701	31	12	11	4	3	1	-	-	-	-
44812	Women's clothing stores	134	275	1 266	13	3	6	2	2	-	-	-	-	-
448120	Women's clothing stores	134	275	1 266	13	3	6	2	2	-	-	-	-	-
451	Sporting goods, hobby, book & music stores	520	1 336	5 783	39	17	10	6	4	1	1	-	-	-
4511	Sporting goods, hobby, musical instrument stores	388	1 041	4 595	29	15	5	4	4	-	1	-	-	-
45111	Sporting goods stores	210	544	2 528	14	8	3	1	1	-	1	-	-	-
451110	Sporting goods stores	210	544	2 528	14	8	3	1	1	-	1	-	-	-
45112	Hobby, toy & game stores	117	234	928	6	2	1	-	3	-	-	-	-	-
451120	Hobby, toy & game stores	117	234	928	6	2	1	-	3	-	-	-	-	-
4512	Book, periodical & music stores	132	295	1 188	10	2	5	2	-	1	-	-	-	-
45121	Book stores & news dealers	109	228	973	6	1	2	2	-	1	-	-	-	-
451211	Book stores	109	228	973	6	1	2	2	-	1	-	-	-	-
452	General merchandise stores	2 136	7 522	33 724	13	1	2	1	1	-	4	3	1	-
4521	Department stores	1 405	5 260	23 705	6	-	-	-	-	-	3	3	-	-
45211	Department stores	1 405	5 260	23 705	6	-	-	-	-	-	3	3	-	-
452110	Department stores	1 405	5 260	23 705	6	-	-	-	-	-	3	3	-	-
4529	Other general merchandise stores	731	2 262	10 019	7	1	2	1	1	-	1	-	1	-
45291	Warehouse clubs & superstores	(F)	(D)	(D)	2	-	-	-	-	-	1	-	1	-
453	Miscellaneous store retailers	687	2 126	8 646	84	39	21	12	12	-	-	-	-	-
4531	Florists	106	331	1 358	20	10	7	2	1	-	-	-	-	-
45311	Florists	106	331	1 358	20	10	7	2	1	-	-	-	-	-
453110	Florists	106	331	1 358	20	10	7	2	1	-	-	-	-	-
4532	Office supplies, stationery & gift stores	269	950	3 409	26	7	7	8	4	-	-	-	-	-
45321	Office supplies & stationery stores	121	447	1 800	6	-	2	-	4	-	-	-	-	-
453210	Office supplies & stationery stores	121	447	1 800	6	-	2	-	4	-	-	-	-	-
45322	Gift, novelty & souvenir stores	148	503	1 609	20	7	5	8	-	-	-	-	-	-
453220	Gift, novelty & souvenir stores	148	503	1 609	20	7	5	8	-	-	-	-	-	-
4533	Used merchandise stores	112	305	1 568	13	7	2	1	3	-	-	-	-	-
45331	Used merchandise stores	112	305	1 568	13	7	2	1	3	-	-	-	-	-
453310	Used merchandise stores	112	305	1 568	13	7	2	1	3	-	-	-	-	-
4539	Other miscellaneous store retailers	200	540	2 311	25	15	5	1	4	-	-	-	-	-
45391	Pet & pet supplies stores	109	308	1 286	12	6	3	-	3	-	-	-	-	-
453910	Pet & pet supplies stores	109	308	1 286	12	6	3	-	3	-	-	-	-	-
454	Nonstore retailers	200	2 023	7 932	39	29	3	5	2	-	-	-	-	-

See footnotes at end of table.



**Table 6. Counties—Employees, Payroll, and Establishments by Industry: 2000—Con.**

[Excludes most government employees, railroad employees, and self-employed persons. Size class 1 to 4 includes establishments with payroll, but no employees, during mid-March pay period. (D) denotes figures withheld to avoid disclosing data for individual companies; the data are included in broader industry totals. Detailed industries with 100 or more employees are shown if industry was not a (D). For explanation of terms, abbreviations, and data reliability/comparability, see introductory text]

NAICS code	Industry	Number of employees for week including March 12	Payroll (\$1,000)		Total number of establishments	Number of establishments by employment-size class								
			First quarter	Annual		1 to 4	5 to 9	10 to 19	20 to 49	50 to 99	100 to 249	250 to 499	500 to 999	1,000 or more
<b>HAMILTON—Con.</b>														
<b>48-49</b>	<b>Transportation &amp; warehousing</b>	<b>487</b>	<b>3 432</b>	<b>15 269</b>	<b>72</b>	<b>49</b>	<b>12</b>	<b>5</b>	<b>5</b>	<b>1</b>	—	—	—	—
484	Truck transportation	314	2 290	10 251	46	30	10	2	3	1	—	—	—	—
4842	Specialized freight trucking	240	1 761	7 793	29	19	6	1	2	1	—	—	—	—
48423	Specialized freight (exc used) trucking, LDist	146	1 290	4 679	7	3	1	1	1	1	—	—	—	—
484230	Specialized freight (exc used) trucking, LDist	146	1 290	4 679	7	3	1	1	1	1	—	—	—	—
<b>51</b>	<b>Information</b>	<b>1 501</b>	<b>20 160</b>	<b>81 728</b>	<b>111</b>	<b>71</b>	<b>12</b>	<b>10</b>	<b>9</b>	<b>5</b>	<b>4</b>	—	—	—
511	Publishing industries	351	4 939	17 562	24	16	2	2	1	2	1	—	—	—
5111	Newspaper, periodical, book, database publishers	171	1 390	5 354	11	8	—	1	1	—	1	—	—	—
51111	Newspaper publishers	(C)	(D)	(D)	2	—	—	1	—	—	1	—	—	—
5112	Software publishers	180	3 549	12 208	13	8	2	1	—	2	—	—	—	—
51121	Software publishers	180	3 549	12 208	13	8	2	1	—	2	—	—	—	—
511210	Software publishers	180	3 549	12 208	13	8	2	1	—	2	—	—	—	—
513	Broadcasting & telecommunications	842	11 653	49 103	48	24	7	7	5	3	2	—	—	—
5133	Telecommunications	690	10 222	42 953	40	22	5	6	2	3	2	—	—	—
51331	Wired telecommunications carriers	319	6 122	23 012	28	17	4	3	2	1	1	—	—	—
513310	Wired telecommunications carriers	319	6 122	23 012	28	17	4	3	2	1	1	—	—	—
51333	Telecommunications resellers	278	2 697	11 558	6	2	—	2	—	1	1	—	—	—
513330	Telecommunications resellers	278	2 697	11 558	6	2	—	2	—	1	1	—	—	—
514	Information & data processing services	248	3 319	14 141	27	22	1	1	2	—	1	—	—	—
5142	Data processing services	219	3 076	12 634	14	11	—	—	2	—	1	—	—	—
51421	Data processing services	219	3 076	12 634	14	11	—	—	2	—	1	—	—	—
514210	Data processing services	219	3 076	12 634	14	11	—	—	2	—	1	—	—	—
<b>52</b>	<b>Finance &amp; insurance</b>	<b>11 314</b>	<b>171 889</b>	<b>611 094</b>	<b>478</b>	<b>288</b>	<b>84</b>	<b>49</b>	<b>31</b>	<b>10</b>	<b>10</b>	<b>2</b>	<b>3</b>	<b>1</b>
522	Credit intermediation & related activities	(H)	(D)	(D)	172	75	50	29	12	1	3	1	1	—
5221	Depository credit intermediation	1 168	9 902	35 325	82	24	36	14	6	—	1	1	—	—
52211	Commercial banking	975	8 541	29 638	70	22	29	12	6	—	—	1	—	—
522110	Commercial banking	975	8 541	29 638	70	22	29	12	6	—	—	1	—	—
52213	Credit unions	(C)	(D)	(D)	6	2	2	1	—	—	1	—	—	—
5222	Nondepository credit intermediation	1 429	15 066	51 971	54	27	11	7	5	1	2	—	1	—
52222	Sales financing	185	3 929	10 816	10	3	3	1	2	1	—	—	—	—
522220	Sales financing	185	3 929	10 816	10	3	3	1	2	1	—	—	—	—
52229	Other nondepository credit intermediation	1 244	11 137	41 155	44	24	8	6	3	—	2	—	1	—
522291	Consumer lending	781	6 954	24 641	11	6	1	1	—	1	—	1	—	—
522292	Real estate credit	444	4 091	16 317	29	16	5	5	2	—	1	—	—	—
5223	Activities related to credit intermediation	(C)	(D)	(D)	36	24	3	8	1	—	—	—	—	—
52231	Mortgage & nonmortgage brokers	154	1 253	5 417	29	20	2	6	1	—	—	—	—	—
522310	Mortgage & nonmortgage brokers	154	1 253	5 417	29	20	2	6	1	—	—	—	—	—
523	Security, commodity contracts & like activity	(G)	(D)	(D)	75	53	5	8	2	3	2	1	1	—
5231	Secrty & comdty contracts intermed & brokerage	1 713	40 826	115 281	40	25	4	4	1	3	1	1	1	—
52311	Investment banking & securities dealing	(G)	(D)	(D)	8	4	—	2	—	—	—	1	1	—
52312	Securities brokerage	(F)	(D)	(D)	28	18	3	2	1	3	1	—	—	—
5239	Other financial investment activities	(C)	(D)	(D)	35	28	1	4	1	—	1	—	—	—
52393	Investment advice	167	2 686	9 582	17	14	—	1	1	—	1	—	—	—
523930	Investment advice	167	2 686	9 582	17	14	—	1	1	—	1	—	—	—
524	Insurance carriers & related activities	6 569	100 513	387 287	230	159	29	12	17	6	5	—	1	1
5241	Insurance carriers	5 269	87 118	326 291	62	34	9	2	8	4	3	—	1	1
52411	Direct life, health, medical insurance carriers	4 003	72 258	270 117	31	16	5	2	4	3	—	—	—	1
52412	Other direct insurance carriers	(G)	(D)	(D)	30	18	3	—	4	1	3	—	1	—
524126	Direct property & casualty insurance carriers	1 214	14 461	54 647	25	16	1	—	3	1	3	—	1	—
5242	Agencies & other insurance related activities	1 300	13 395	60 996	168	125	20	10	9	2	2	—	—	—
52421	Insurance agencies & brokerages	805	7 887	35 352	138	104	18	7	7	1	1	—	—	—
524210	Insurance agencies & brokerages	805	7 887	35 352	138	104	18	7	7	1	1	—	—	—
52429	Other insurance related activities	495	5 508	25 644	30	21	2	3	2	1	1	—	—	—
524291	Claims adjusting	257	2 321	9 851	10	7	2	—	—	—	1	—	—	—
524292	Insurance & pension funds, third party admin	227	3 079	15 324	13	7	—	3	2	1	—	—	—	—
<b>53</b>	<b>Real estate &amp; rental &amp; leasing</b>	<b>3 007</b>	<b>42 773</b>	<b>142 473</b>	<b>211</b>	<b>149</b>	<b>30</b>	<b>15</b>	<b>10</b>	<b>4</b>	<b>1</b>	<b>1</b>	—	<b>1</b>
531	Real estate	2 023	35 568	112 233	169	127	21	10	7	3	—	—	—	1
5311	Lessors of real estate	342	1 557	6 690	56	38	6	8	3	1	—	—	—	—
53111	Lessors of residential buildings & dwellings	254	1 090	4 771	25	12	4	5	3	1	—	—	—	—
531110	Lessors of residential buildings & dwellings	254	1 090	4 771	25	12	4	5	3	1	—	—	—	—
5312	Offices of real estate agents & brokers	1 443	32 537	97 628	73	57	10	2	3	—	—	—	—	1
53121	Offices of real estate agents & brokers	1 443	32 537	97 628	73	57	10	2	3	—	—	—	—	1
531210	Offices of real estate agents & brokers	1 443	32 537	97 628	73	57	10	2	3	—	—	—	—	1
5313	Activities related to real estate	238	1 474	7 915	40	32	5	—	1	2	—	—	—	—
53131	Real estate property managers	200	1 198	6 357	12	7	2	—	1	2	—	—	—	—
531311	Residential property managers	184	1 045	5 685	7	4	—	—	1	2	—	—	—	—
532	Rental & leasing services	(F)	(D)	(D)	40	21	9	5	2	1	1	1	—	—
5321	Automotive equipment rental & leasing	(F)	(D)	(D)	6	4	1	—	—	—	—	1	—	—
53211	Passenger car rental & leasing	(E)	(D)	(D)	4	3	—	—	—	—	—	1	—	—
5322	Consumer goods rental	211	1 586	5 311	22	10	7	3	1	1	—	—	—	—
53229	Other consumer goods rental	116	1 301	4 164	7	4	1	—	1	1	—	—	—	—
5324	Commercial, industrial equip rental & leasing	(C)	(D)	(D)	7	6	—	—	—	—	1	—	—	—
53241	Const, trans, mining equip rental & leasing	(C)	(D)	(D)	3	2	—	—	—	—	1	—	—	—

See footnotes at end of table.

**Table 6. Counties—Employees, Payroll, and Establishments by Industry: 2000—Con.**

[Excludes most government employees, railroad employees, and self-employed persons. Size class 1 to 4 includes establishments with payroll, but no employees, during mid-March pay period. (D) denotes figures withheld to avoid disclosing data for individual companies; the data are included in broader industry totals. Detailed industries with 100 or more employees are shown if industry was not a (D). For explanation of terms, abbreviations, and data reliability/comparability, see introductory text]

NAICS code	Industry	Number of employees for week including March 12	Payroll (\$1,000)		Total number of establishments	Number of establishments by employment-size class								
			First quarter	Annual		1 to 4	5 to 9	10 to 19	20 to 49	50 to 99	100 to 249	250 to 499	500 to 999	1,000 or more
<b>HAMILTON—Con.</b>														
<b>54</b>	<b>Professional, scientific &amp; technical services</b>	<b>4 875</b>	<b>52 594</b>	<b>247 629</b>	<b>672</b>	<b>489</b>	<b>73</b>	<b>54</b>	<b>41</b>	<b>10</b>	<b>3</b>	<b>2</b>	—	—
541	Professional, scientific & technical services	4 875	52 594	247 629	672	489	73	54	41	10	3	2	—	—
5411	Legal services	417	3 673	17 108	78	54	9	10	5	—	—	—	—	—
54111	Offices of lawyers	359	3 173	14 938	69	48	8	9	4	—	—	—	—	—
541110	Offices of lawyers	359	3 173	14 938	69	48	8	9	4	—	—	—	—	—
5412	Accounting, tax prep, bookkeep, payroll services	813	10 669	38 192	73	54	9	3	4	1	1	1	—	—
54121	Accounting, tax prep, bookkeep, payroll services	813	10 669	38 192	73	54	9	3	4	1	1	1	—	—
541211	Offices of certified public accountants	482	7 200	24 705	47	32	7	3	3	1	1	—	—	—
5413	Architectural, engineering & related services	875	8 019	27 086	101	63	15	13	5	4	1	—	—	—
54132	Landscape architectural services	144	480	3 355	8	2	—	3	2	1	—	—	—	—
541320	Landscape architectural services	144	480	3 355	8	2	—	3	2	1	—	—	—	—
54133	Engineering services	555	6 144	27 492	58	39	7	6	2	3	1	—	—	—
541330	Engineering services	555	6 144	27 492	58	39	7	6	2	3	1	—	—	—
5414	Specialized design services	169	1 285	6 111	26	14	6	4	2	—	—	—	—	—
54141	Interior design services	116	824	3 995	12	5	3	2	2	—	—	—	—	—
541410	Interior design services	116	824	3 995	12	5	3	2	2	—	—	—	—	—
5415	Computer systems design & related services	1 497	19 556	106 473	142	107	10	8	11	4	1	1	—	—
54151	Computer systems design & related services	1 497	19 556	106 473	142	107	10	8	11	4	1	1	—	—
541511	Custom computer programming services	665	10 067	45 433	52	38	4	1	5	3	1	—	—	—
541512	Computer systems design services	702	7 756	52 163	63	49	4	4	4	1	—	1	—	—
5416	Management, sci & tech consulting services	494	5 720	25 851	143	122	10	5	6	—	—	—	—	—
54161	Management consulting services	405	4 989	22 248	122	105	9	4	4	—	—	—	—	—
541611	Admin & gen management consulting services	115	1 038	4 798	39	34	3	1	1	—	—	—	—	—
541612	Human res & exec search consulting services	143	2 276	8 264	30	24	3	1	2	—	—	—	—	—
5418	Advertising & related services	148	1 269	6 582	45	35	7	1	2	—	—	—	—	—
5419	Oth professional, scientific, technical services	376	1 801	8 011	57	35	7	10	5	—	—	—	—	—
54194	Veterinary services	286	1 078	5 019	23	6	5	7	5	—	—	—	—	—
541940	Veterinary services	286	1 078	5 019	23	6	5	7	5	—	—	—	—	—
<b>55</b>	<b>Management of companies &amp; enterprises</b>	<b>3 982</b>	<b>60 755</b>	<b>257 505</b>	<b>46</b>	<b>20</b>	<b>6</b>	<b>4</b>	<b>9</b>	<b>2</b>	<b>1</b>	<b>3</b>	—	<b>1</b>
551	Management of companies & enterprises	3 982	60 755	257 505	46	20	6	4	9	2	1	3	—	1
5511	Management of companies & enterprises	3 982	60 755	257 505	46	20	6	4	9	2	1	3	—	1
55111	Management of companies & enterprises	3 982	60 755	257 505	46	20	6	4	9	2	1	3	—	1
<b>56</b>	<b>Admin, support, waste mgt, remediation services</b>	<b>6 497</b>	<b>48 546</b>	<b>208 985</b>	<b>336</b>	<b>201</b>	<b>44</b>	<b>34</b>	<b>34</b>	<b>11</b>	<b>8</b>	—	<b>4</b>	—
561	Administrative & support services	6 461	48 223	207 519	331	199	43	32	34	11	8	—	4	—
5611	Office administrative services	990	10 399	46 203	37	26	5	1	1	2	1	—	1	—
56111	Office administrative services	990	10 399	46 203	37	26	5	1	1	2	1	—	1	—
561110	Office administrative services	990	10 399	46 203	37	26	5	1	1	2	1	—	1	—
5613	Employment services	1 259	9 042	37 916	46	19	2	6	11	4	4	—	—	—
56132	Temporary help services	937	5 873	24 344	28	8	1	5	8	3	3	—	—	—
561320	Temporary help services	937	5 873	24 344	28	8	1	5	8	3	3	—	—	—
56133	Employee leasing services	239	2 257	7 919	7	3	—	1	1	1	1	—	—	—
561330	Employee leasing services	239	2 257	7 919	7	3	—	1	1	1	1	—	—	—
5614	Business support services	1 712	11 569	47 026	33	24	2	2	3	—	—	—	2	—
56142	Telephone call centers	1 600	10 871	44 012	7	4	—	—	1	—	—	—	2	—
5615	Travel arrangement & reservation services	135	849	3 216	21	9	8	3	1	—	—	—	—	—
56151	Travel agencies	105	619	2 342	17	9	5	2	1	—	—	—	—	—
561510	Travel agencies	105	619	2 342	17	9	5	2	1	—	—	—	—	—
5616	Investigation & security services	(F)	(D)	(D)	14	8	1	1	2	—	1	—	1	—
56162	Security systems services	(F)	(D)	(D)	6	3	—	—	1	—	1	—	1	—
5617	Services to buildings & dwellings	1 299	5 469	28 236	151	98	20	15	12	4	2	—	—	—
56172	Janitorial services	597	2 063	9 392	58	43	3	6	3	1	3	—	—	—
561720	Janitorial services	597	2 063	9 392	58	43	3	6	3	1	2	—	—	—
56173	Landscaping services	520	2 488	14 212	73	45	12	7	7	2	—	—	—	—
561730	Landscaping services	520	2 488	14 212	73	45	12	7	7	2	—	—	—	—
56174	Carpet & upholstery cleaning services	120	588	2 805	8	4	1	—	2	1	—	—	—	—
561740	Carpet & upholstery cleaning services	120	588	2 805	8	4	1	—	2	1	—	—	—	—
5619	Other support services	276	2 083	10 589	24	12	4	4	3	1	—	—	—	—
56199	All other support services	193	1 459	7 302	17	9	4	2	1	1	—	—	—	—
561990	All other support services	193	1 459	7 302	17	9	4	2	1	1	—	—	—	—
<b>61</b>	<b>Educational services</b>	<b>534</b>	<b>2 183</b>	<b>9 055</b>	<b>53</b>	<b>34</b>	<b>5</b>	<b>8</b>	<b>3</b>	<b>3</b>	—	—	—	—
611	Educational services	534	2 183	9 055	53	34	5	8	3	3	—	—	—	—
6111	Elementary & secondary schools	227	861	3 378	6	1	—	3	—	2	—	—	—	—
61111	Elementary & secondary schools	227	861	3 378	6	1	—	3	—	2	—	—	—	—
611110	Elementary & secondary schools	227	861	3 378	6	1	—	3	—	2	—	—	—	—
6116	Other schools & instruction	215	710	3 005	29	18	3	5	3	—	—	—	—	—
61162	Sports & recreation instruction	112	255	990	10	6	—	1	3	—	—	—	—	—
611620	Sports & recreation instruction	112	255	990	10	6	—	1	3	—	—	—	—	—
<b>62</b>	<b>Health care and social assistance</b>	<b>7 352</b>	<b>50 098</b>	<b>219 725</b>	<b>437</b>	<b>209</b>	<b>94</b>	<b>55</b>	<b>52</b>	<b>14</b>	<b>10</b>	<b>2</b>	<b>1</b>	—
621	Ambulatory health care services	2 971	26 330	122 192	309	166	71	41	22	6	2	1	—	—
6211	Offices of physicians	1 198	15 399	73 488	106	56	21	16	10	2	—	1	—	—
62111	Offices of physicians	1 198	15 399	73 488	106	56	21	16	10	2	—	1	—	—
621111	Offices of physicians (exc mental health)	1 187	15 314	72 555	100	51	20	16	10	2	—	1	—	—
6212	Offices of dentists	565	3 973	19 084	94	45	32	14	3	—	—	—	—	—
62121	Offices of dentists	565	3 973	19 084	94	45	32	14	3	—	—	—	—	—
621210	Offices of dentists	565	3 973	19 084	94	45	32	14	3	—	—	—	—	—

See footnotes at end of table.

**Table 6. Counties—Employees, Payroll, and Establishments by Industry: 2000—Con.**

[Excludes most government employees, railroad employees, and self-employed persons. Size class 1 to 4 includes establishments with payroll, but no employees, during mid-March pay period. (D) denotes figures withheld to avoid disclosing data for individual companies; the data are included in broader industry totals. Detailed industries with 100 or more employees are shown if industry was not a (D). For explanation of terms, abbreviations, and data reliability/comparability, see introductory text]

NAICS code	Industry	Number of employees for week including March 12	Payroll (\$1,000)		Total number of establishments	Number of establishments by employment-size class									
			First quarter	Annual		1 to 4	5 to 9	10 to 19	20 to 49	50 to 99	100 to 249	250 to 499	500 to 999	1,000 or more	
<b>62</b>	<b>HAMILTON—Con.</b>														
	<b>Health care and social assistance—Con.</b>														
621	Ambulatory health care services—Con.														
6213	Offices of other health practitioners .....	367	2 552	10 470	74	53	14	2	5	—	—	—	—	—	—
62134	Offices of PT, OT, speech therapy & audiology .....	144	753	2 974	21	14	3	2	2	—	—	—	—	—	—
621340	Offices of PT, OT, speech therapy & audiology .....	144	753	2 974	21	14	3	2	2	—	—	—	—	—	—
6214	Outpatient care centers .....	201	1 766	8 671	12	6	—	4	1	—	1	—	—	—	—
62142	Outpatient mental health, substance abuse ctrs .....	(C)	(D)	(D)	3	2	—	—	—	—	1	—	—	—	—
6216	Home health care services .....	587	2 261	8 783	15	4	—	3	3	4	1	—	—	—	—
62161	Home health care services .....	587	2 261	8 783	15	4	—	3	3	4	1	—	—	—	—
621610	Home health care services .....	587	2 261	8 783	15	4	—	3	3	4	1	—	—	—	—
622	Hospitals .....	(G)	(D)	(D)	4	1	—	—	—	—	1	1	1	—	—
6221	General medical & surgical hospitals .....	(G)	(D)	(D)	2	—	—	—	—	—	—	1	1	—	—
62211	General medical & surgical hospitals .....	(G)	(D)	(D)	2	—	—	—	—	—	—	1	1	—	—
6222	Psychiatric & substance abuse hospitals .....	(C)	(D)	(D)	1	—	—	—	—	—	1	—	—	—	—
62221	Psychiatric & substance abuse hospitals .....	(C)	(D)	(D)	1	—	—	—	—	—	1	—	—	—	—
623	Nursing & residential care facilities .....	1 758	8 748	35 911	36	6	6	5	6	7	6	—	—	—	—
6231	Nursing care facilities .....	979	5 390	22 275	16	2	1	—	6	4	3	—	—	—	—
62311	Nursing care facilities .....	979	5 390	22 275	16	2	1	—	6	4	3	—	—	—	—
623110	Nursing care facilities .....	979	5 390	22 275	16	2	1	—	6	4	3	—	—	—	—
6232	Residential mental retardation, health facil .....	(F)	(D)	(D)	13	—	5	4	—	1	3	—	—	—	—
62321	Residential mental retardation facilities .....	584	2 466	10 196	10	—	2	4	—	1	3	—	—	—	—
623210	Residential mental retardation facilities .....	584	2 466	10 196	10	—	2	4	—	1	3	—	—	—	—
6233	Community care facilities for the elderly .....	(C)	(D)	(D)	3	—	—	1	—	2	—	—	—	—	—
62331	Community care facilities for the elderly .....	(C)	(D)	(D)	3	—	—	1	—	2	—	—	—	—	—
624	Social assistance .....	(G)	(D)	(D)	88	36	17	9	24	1	1	—	—	—	—
6241	Individual & family services .....	(C)	(D)	(D)	13	8	2	1	1	—	1	—	—	—	—
62412	Services for elderly & disabled persons .....	(C)	(D)	(D)	3	2	—	—	—	—	1	—	—	—	—
6244	Child day care services .....	939	2 981	12 631	69	25	14	8	21	1	—	—	—	—	—
62441	Child day care services .....	939	2 981	12 631	69	25	14	8	21	1	—	—	—	—	—
624410	Child day care services .....	939	2 981	12 631	69	25	14	8	21	1	—	—	—	—	—
<b>71</b>	<b>Arts, entertainment &amp; recreation .....</b>	<b>1 223</b>	<b>3 958</b>	<b>20 592</b>	<b>95</b>	<b>50</b>	<b>10</b>	<b>14</b>	<b>16</b>	<b>4</b>	<b>1</b>	—	—	—	—
711	Performing arts, spectator sports & related industries .....	118	772	4 266	27	20	4	1	2	—	—	—	—	—	—
713	Amusement, gambling & recreation industries .....	1 100	3 161	16 228	65	27	6	13	14	4	1	—	—	—	—
7139	Other amusement & recreation industries .....	1 100	3 161	16 228	65	27	6	13	14	4	1	—	—	—	—
71391	Golf courses & country clubs .....	386	1 398	8 462	20	4	3	6	5	2	—	—	—	—	—
713910	Golf courses & country clubs .....	386	1 398	8 462	20	4	3	6	5	2	—	—	—	—	—
71394	Fitness & recreational sports centers .....	581	1 337	5 584	26	11	2	3	7	2	1	—	—	—	—
713940	Fitness & recreational sports centers .....	581	1 337	5 584	26	11	2	3	7	2	1	—	—	—	—
<b>72</b>	<b>Accommodation &amp; food services .....</b>	<b>6 112</b>	<b>16 750</b>	<b>72 296</b>	<b>291</b>	<b>76</b>	<b>33</b>	<b>59</b>	<b>95</b>	<b>25</b>	<b>3</b>	—	—	—	—
721	Accommodation .....	332	1 136	5 602	19	6	4	4	2	3	—	—	—	—	—
7211	Traveler accommodation .....	(E)	(D)	(D)	17	5	3	4	2	3	—	—	—	—	—
72111	Hotels (exc casino hotels) & motels .....	318	1 095	5 399	16	5	2	4	2	3	—	—	—	—	—
721110	Hotels (exc casino hotels) & motels .....	318	1 095	5 399	16	5	2	4	2	3	—	—	—	—	—
722	Food services & drinking places .....	5 780	15 614	66 694	272	70	29	55	93	22	3	—	—	—	—
7221	Full-service restaurants .....	2 681	6 801	28 676	98	19	13	13	35	17	1	—	—	—	—
72211	Full-service restaurants .....	2 681	6 801	28 676	98	19	13	13	35	17	1	—	—	—	—
722110	Full-service restaurants .....	2 681	6 801	28 676	98	19	13	13	35	17	1	—	—	—	—
7222	Limited-service eating places .....	2 690	7 378	31 912	146	35	14	38	53	5	1	—	—	—	—
72221	Limited-service eating places .....	2 690	7 378	31 912	146	35	14	38	53	5	1	—	—	—	—
722211	Limited-service restaurants .....	2 421	6 402	27 747	124	25	13	31	50	4	1	—	—	—	—
722212	Cafeterias .....	124	678	2 578	7	2	1	3	—	1	—	—	—	—	—
722213	Snack & nonalcoholic beverage bars .....	145	298	1 587	15	8	—	4	3	—	—	—	—	—	—
7223	Special food services .....	281	1 089	4 480	18	12	—	2	3	—	1	—	—	—	—
72232	Caterers .....	194	833	3 201	7	4	—	—	2	—	1	—	—	—	—
722320	Caterers .....	194	833	3 201	7	4	—	—	2	—	1	—	—	—	—
7224	Drinking places (alcoholic beverages) .....	128	346	1 626	10	4	2	2	2	—	—	—	—	—	—
72241	Drinking places (alcoholic beverages) .....	128	346	1 626	10	4	2	2	2	—	—	—	—	—	—
722410	Drinking places (alcoholic beverages) .....	128	346	1 626	10	4	2	2	2	—	—	—	—	—	—
<b>81</b>	<b>Other services (except public administration) .....</b>	<b>3 494</b>	<b>16 180</b>	<b>67 800</b>	<b>452</b>	<b>259</b>	<b>100</b>	<b>50</b>	<b>35</b>	<b>5</b>	<b>3</b>	—	—	—	—
811	Repair & maintenance .....	854	6 606	28 100	134	87	30	7	8	1	1	—	—	—	—
8111	Automotive repair & maintenance .....	619	4 179	18 331	81	47	20	6	7	—	1	—	—	—	—
81111	Automotive mechanical & electrical R&M .....	222	1 556	6 865	43	28	12	1	2	—	—	—	—	—	—
811111	General automotive repair .....	201	1 419	6 244	39	27	9	1	2	—	—	—	—	—	—
81112	Automotive body, paint, interior & glass repair .....	125	1 310	5 544	16	10	1	2	3	—	—	—	—	—	—
811121	Automotive body, paint & interior R&M .....	125	1 310	5 544	16	10	1	2	3	—	—	—	—	—	—
81119	Other automotive R&M .....	272	1 313	5 922	22	9	7	3	2	—	1	—	—	—	—
8112	Electronic & precision equipment R&M .....	142	1 784	6 653	13	9	2	—	1	1	—	—	—	—	—
81121	Electronic & precision equipment R&M .....	142	1 784	6 653	13	9	2	—	1	1	—	—	—	—	—

See footnotes at end of table.

**Table 6. Counties—Employees, Payroll, and Establishments by Industry: 2000—Con.**

[Excludes most government employees, railroad employees, and self-employed persons. Size class 1 to 4 includes establishments with payroll, but no employees, during mid-March pay period. (D) denotes figures withheld to avoid disclosing data for individual companies; the data are included in broader industry totals. Detailed industries with 100 or more employees are shown if industry was not a (D). For explanation of terms, abbreviations, and data reliability/comparability, see introductory text]

NAICS code	Industry	Number of employees for week including March 12	Payroll (\$1,000)		Total number of establishments	Number of establishments by employment-size class									
			First quarter	Annual		1 to 4	5 to 9	10 to 19	20 to 49	50 to 99	100 to 249	250 to 499	500 to 999	1,000 or more	
<b>HAMILTON—Con.</b>															
<b>81</b>	<b>Other services (except public administration)—Con.</b>														
812	Personal & laundry services .....	1 062	3 499	14 817	160	83	38	31	8	—	—	—	—	—	
8121	Personal care services .....	571	1 913	8 009	88	43	26	15	4	—	—	—	—	—	
81211	Hair, nail & skin care services .....	467	1 788	7 527	73	35	24	11	3	—	—	—	—	—	
81219	Other personal care services .....	104	125	482	15	8	2	4	1	—	—	—	—	—	
8123	Drycleaning & laundry services .....	298	987	4 113	34	13	6	13	2	—	—	—	—	—	
81232	Drycleaning & laundry services (exc coin-op) .	274	909	3 770	29	10	5	12	2	—	—	—	—	—	
812320	Drycleaning & laundry services (exc coin-op) .....	274	909	3 770	29	10	5	12	2	—	—	—	—	—	
8129	Other personal services .....	151	372	1 752	29	20	6	1	2	—	—	—	—	—	
813	Religious, grantmaking, civic, prof & like organizations .....	1 578	6 075	24 883	158	89	32	12	19	4	2	—	—	—	
8131	Religious organizations .....	1 154	4 192	16 454	88	38	23	7	15	4	1	—	—	—	
81311	Religious organizations .....	1 154	4 192	16 454	88	38	23	7	15	4	1	—	—	—	
813110	Religious organizations .....	1 154	4 192	16 454	88	38	23	7	15	4	1	—	—	—	
8134	Civic & social organizations .....	271	807	3 663	24	13	5	2	3	—	1	—	—	—	
81341	Civic & social organizations .....	271	807	3 663	24	13	5	2	3	—	1	—	—	—	
813410	Civic & social organizations .....	271	807	3 663	24	13	5	2	3	—	1	—	—	—	
<b>95</b>	<b>Auxiliaries (exc corporate, subsidiary &amp; regional mgt) .....</b>	<b>353</b>	<b>2 785</b>	<b>11 091</b>	<b>11</b>	<b>4</b>	<b>2</b>	<b>2</b>	<b>—</b>	<b>2</b>	<b>1</b>	<b>—</b>	<b>—</b>	<b>—</b>	
<b>99</b>	<b>Unclassified establishments .....</b>	<b>58</b>	<b>250</b>	<b>1 348</b>	<b>64</b>	<b>61</b>	<b>3</b>	<b>—</b>	<b>—</b>	<b>—</b>	<b>—</b>	<b>—</b>	<b>—</b>	<b>—</b>	
<b>HANCOCK</b>															
	<b>Total .....</b>	<b>14 135</b>	<b>116 722</b>	<b>456 262</b>	<b>1 265</b>	<b>723</b>	<b>257</b>	<b>156</b>	<b>82</b>	<b>34</b>	<b>9</b>	<b>1</b>	<b>2</b>	<b>1</b>	
<b>11</b>	<b>Forestry, fishing, hunting, and agriculture support .....</b>	<b>(A)</b>	<b>(D)</b>	<b>(D)</b>	<b>1</b>	<b>1</b>	<b>—</b>	<b>—</b>	<b>—</b>	<b>—</b>	<b>—</b>	<b>—</b>	<b>—</b>	<b>—</b>	
<b>21</b>	<b>Mining .....</b>	<b>(A)</b>	<b>(D)</b>	<b>(D)</b>	<b>1</b>	<b>—</b>	<b>—</b>	<b>1</b>	<b>—</b>	<b>—</b>	<b>—</b>	<b>—</b>	<b>—</b>	<b>—</b>	
<b>22</b>	<b>Utilities .....</b>	<b>(B)</b>	<b>(D)</b>	<b>(D)</b>	<b>3</b>	<b>1</b>	<b>—</b>	<b>1</b>	<b>1</b>	<b>—</b>	<b>—</b>	<b>—</b>	<b>—</b>	<b>—</b>	
<b>23</b>	<b>Construction .....</b>	<b>1 702</b>	<b>10 846</b>	<b>53 392</b>	<b>272</b>	<b>167</b>	<b>59</b>	<b>30</b>	<b>13</b>	<b>2</b>	<b>1</b>	<b>—</b>	<b>—</b>	<b>—</b>	
233	Building, developing & general contracting .....	450	3 275	16 052	83	58	17	4	3	1	—	—	—	—	
2332	Residential building construction .....	323	1 710	7 483	72	50	16	3	3	—	—	—	—	—	
23321	Single-family housing construction .....	311	1 639	7 115	68	47	15	3	3	—	—	—	—	—	
233210	Single-family housing construction .....	311	1 639	7 115	68	47	15	3	3	—	—	—	—	—	
2333	Nonresidential building construction .....	(C)	(D)	(D)	5	3	1	—	—	1	—	—	—	—	
23332	Commercial & institutional bldg construction ..	(C)	(D)	(D)	4	2	1	—	—	1	—	—	—	—	
235	Special trade contractors .....	1 196	7 171	35 530	181	106	41	22	10	1	1	—	—	—	
2351	Plumbing, heating & AC contractor .....	184	1 395	5 814	26	13	6	5	2	—	—	—	—	—	
23511	Plumbing, heating & AC contractor .....	184	1 395	5 814	26	13	6	5	2	—	—	—	—	—	
235110	Plumbing, heating & AC contractor .....	184	1 395	5 814	26	13	6	5	2	—	—	—	—	—	
2352	Painting & wall covering contractors .....	119	624	3 005	24	17	2	4	1	—	—	—	—	—	
23521	Painting & wall covering contractors .....	119	624	3 005	24	17	2	4	1	—	—	—	—	—	
235210	Painting & wall covering contractors .....	119	624	3 005	24	17	2	4	1	—	—	—	—	—	
2353	Electrical contractors .....	135	864	4 319	23	15	5	2	—	1	—	—	—	—	
23531	Electrical contractors .....	135	864	4 319	23	15	5	2	—	1	—	—	—	—	
235310	Electrical contractors .....	135	864	4 319	23	15	5	2	—	1	—	—	—	—	
2354	Masonry, drywall, insulation, tile contractors ...	228	1 213	5 552	28	14	7	4	3	—	—	—	—	—	
23542	Drywall, acoustical & insulation contractors ...	133	782	3 129	14	8	2	2	2	—	—	—	—	—	
235420	Drywall, acoustical & insulation contractors ...	133	782	3 129	14	8	2	2	2	—	—	—	—	—	
2355	Carpentry & floor contractors .....	(C)	(D)	(D)	24	16	6	1	1	—	—	—	—	—	
23551	Carpentry contractors .....	107	688	3 303	22	14	6	1	1	—	—	—	—	—	
235510	Carpentry contractors .....	107	688	3 303	22	14	6	1	1	—	—	—	—	—	
2356	Roofing, siding, & sheet metal contractors .....	103	589	2 497	13	7	2	2	2	—	—	—	—	—	
23561	Roofing, siding, & sheet metal contractors ...	103	589	2 497	13	7	2	2	2	—	—	—	—	—	
235610	Roofing, siding, & sheet metal contractors ...	103	589	2 497	13	7	2	2	2	—	—	—	—	—	
2357	Concrete contractors .....	162	864	5 552	11	3	6	1	—	—	1	—	—	—	
23571	Concrete contractors .....	162	864	5 552	11	3	6	1	—	—	1	—	—	—	
235710	Concrete contractors .....	162	864	5 552	11	3	6	1	—	—	1	—	—	—	
2359	Other special trade contractors .....	144	850	5 035	30	21	5	3	1	—	—	—	—	—	
<b>31-33</b>	<b>Manufacturing .....</b>	<b>2 848</b>	<b>27 535</b>	<b>109 940</b>	<b>69</b>	<b>24</b>	<b>12</b>	<b>12</b>	<b>7</b>	<b>9</b>	<b>4</b>	<b>—</b>	<b>—</b>	<b>1</b>	
322	Paper mfg .....	(C)	(D)	(D)	2	—	—	—	—	1	1	—	—	—	
3222	Converted paper product mfg .....	(C)	(D)	(D)	2	—	—	—	—	1	1	—	—	—	
32222	Paper bag & coated & treated paper mfg .....	(C)	(D)	(D)	2	—	—	—	—	1	1	—	—	—	
327	Nonmetallic mineral product mfg .....	169	1 078	4 349	4	—	1	—	1	2	—	—	—	—	
3273	Cement & concrete product mfg .....	169	1 078	4 349	4	—	1	—	1	2	—	—	—	—	
32733	Concrete pipe, brick & block mfg .....	(C)	(D)	(D)	2	—	—	—	—	2	—	—	—	—	
332	Fabricated metal product mfg .....	460	4 783	18 214	19	5	4	5	3	—	2	—	—	—	
3327	Mach shops, turn prod, screw, nut, bolt mfg ...	183	1 908	7 091	9	3	2	2	1	—	1	—	—	—	
33272	Turned product & screw, nut & bolt mfg .....	166	1 799	6 622	4	—	—	2	1	—	1	—	—	—	
3328	Coating, engrave, heat treating & oth activity ...	(C)	(D)	(D)	3	—	1	—	1	—	1	—	—	—	
33281	Coating, engrave, heat treating & oth activity ...	(C)	(D)	(D)	3	—	1	—	1	—	1	—	—	—	
333	Machinery mfg .....	245	2 477	9 683	8	2	1	2	1	1	1	—	—	—	
3335	Metalworking machinery mfg .....	(C)	(D)	(D)	3	1	—	1	—	—	1	—	—	—	
33351	Metalworking machinery mfg .....	(C)	(D)	(D)	3	1	—	1	—	—	1	—	—	—	
336	Transportation equipment mfg .....	1 576	15 525	63 004	7	—	1	—	1	4	—	—	—	1	
3363	Motor vehicle parts mfg .....	(G)	(D)	(D)	4	—	—	—	—	3	—	—	—	1	
33632	MV electrical & electronic equipment mfg ....	(G)	(D)	(D)	2	—	—	—	—	1	—	—	—	1	

See footnotes at end of table.

**Table 6. Counties—Employees, Payroll, and Establishments by Industry: 2000—Con.**

[Excludes most government employees, railroad employees, and self-employed persons. Size class 1 to 4 includes establishments with payroll, but no employees, during mid-March pay period. (D) denotes figures withheld to avoid disclosing data for individual companies; the data are included in broader industry totals. Detailed industries with 100 or more employees are shown if industry was not a (D). For explanation of terms, abbreviations, and data reliability/comparability, see introductory text]

NAICS code	Industry	Number of employees for week including March 12	Payroll (\$1,000)		Total number of establishments	Number of establishments by employment-size class								
			First quarter	Annual		1 to 4	5 to 9	10 to 19	20 to 49	50 to 99	100 to 249	250 to 499	500 to 999	1,000 or more
<b>HANCOCK—Con.</b>														
<b>42</b>	<b>Wholesale trade</b> .....	<b>658</b>	<b>4 968</b>	<b>26 327</b>	<b>66</b>	<b>42</b>	<b>14</b>	<b>5</b>	<b>3</b>	<b>1</b>	—	<b>1</b>	—	—
421	Wholesale trade, durable goods .....	210	1 480	5 780	41	26	10	2	3	—	—	—	—	—
422	Wholesale trade, nondurable goods .....	448	3 488	20 547	25	16	4	3	—	1	—	1	—	—
4229	Miscellaneous nondurable goods whlse .....	(E)	(D)	(D)	8	5	1	1	—	—	—	1	—	—
42299	Other miscellaneous nondurable goods whlse .....	(E)	(D)	(D)	3	1	—	1	—	—	—	1	—	—
<b>44-45</b>	<b>Retail trade</b> .....	<b>1 738</b>	<b>8 014</b>	<b>33 647</b>	<b>152</b>	<b>67</b>	<b>43</b>	<b>24</b>	<b>12</b>	<b>4</b>	<b>2</b>	—	—	—
441	Motor vehicle & parts dealers .....	321	2 096	10 747	24	14	4	1	2	3	—	—	—	—
4411	Automobile dealers .....	255	1 664	8 695	14	8	2	—	1	3	—	—	—	—
44111	New car dealers .....	239	1 616	8 466	6	—	2	—	1	3	—	—	—	—
441110	New car dealers .....	239	1 616	8 466	6	—	2	—	1	3	—	—	—	—
444	Bldg material & garden equip & supp dealers .....	102	488	2 133	13	6	3	3	1	—	—	—	—	—
445	Food & beverage stores .....	414	1 409	5 411	19	8	5	2	2	1	1	—	—	—
4451	Grocery stores .....	(E)	(D)	(D)	10	4	2	—	2	1	1	—	—	—
44511	Grocery (except convenience) stores .....	362	1 306	4 996	8	2	2	—	2	1	1	—	—	—
445110	Grocery (except convenience) stores .....	362	1 306	4 996	8	2	2	—	2	1	1	—	—	—
446	Health & personal care stores .....	110	601	2 368	8	2	2	3	1	—	—	—	—	—
4461	Health & personal care stores .....	110	601	2 368	8	2	2	3	1	—	—	—	—	—
447	Gasoline stations .....	281	1 023	4 076	26	4	11	8	3	—	—	—	—	—
4471	Gasoline stations .....	281	1 023	4 076	26	4	11	8	3	—	—	—	—	—
44711	Gasoline stations with convenience stores .....	234	836	3 359	21	2	9	8	2	—	—	—	—	—
447110	Gasoline stations with convenience stores .....	234	836	3 359	21	2	9	8	2	—	—	—	—	—
452	General merchandise stores .....	227	861	3 342	6	—	2	2	1	—	1	—	—	—
4521	Department stores .....	(C)	(D)	(D)	1	—	—	—	—	—	1	—	—	—
45211	Department stores .....	(C)	(D)	(D)	1	—	—	—	—	—	1	—	—	—
<b>48-49</b>	<b>Transportation &amp; warehousing</b> .....	<b>332</b>	<b>1 974</b>	<b>9 150</b>	<b>52</b>	<b>28</b>	<b>13</b>	<b>7</b>	<b>4</b>	—	—	—	—	—
484	Truck transportation .....	250	1 599	7 724	42	23	12	4	3	—	—	—	—	—
4841	General freight trucking .....	126	816	3 774	21	12	6	2	1	—	—	—	—	—
4842	Specialized freight trucking .....	124	783	3 950	21	11	6	2	2	—	—	—	—	—
<b>51</b>	<b>Information</b> .....	<b>222</b>	<b>1 681</b>	<b>8 101</b>	<b>18</b>	<b>7</b>	<b>4</b>	<b>5</b>	<b>1</b>	<b>1</b>	—	—	—	—
<b>52</b>	<b>Finance &amp; insurance</b> .....	<b>316</b>	<b>2 308</b>	<b>9 044</b>	<b>63</b>	<b>43</b>	<b>13</b>	<b>6</b>	—	<b>1</b>	—	—	—	—
522	Credit intermediation & related activities .....	196	1 233	4 946	23	10	7	5	—	1	—	—	—	—
5221	Depository credit intermediation .....	(C)	(D)	(D)	16	4	6	5	—	1	—	—	—	—
52211	Commercial banking .....	162	1 017	4 081	13	3	5	4	—	1	—	—	—	—
522110	Commercial banking .....	162	1 017	4 081	13	3	5	4	—	1	—	—	—	—
524	Insurance carriers & related activities .....	(C)	(D)	(D)	35	29	5	1	—	—	—	—	—	—
<b>53</b>	<b>Real estate &amp; rental &amp; leasing</b> .....	<b>119</b>	<b>492</b>	<b>2 164</b>	<b>35</b>	<b>27</b>	<b>4</b>	<b>3</b>	<b>1</b>	—	—	—	—	—
<b>54</b>	<b>Professional, scientific &amp; technical services</b> .....	<b>396</b>	<b>2 702</b>	<b>11 336</b>	<b>98</b>	<b>80</b>	<b>13</b>	<b>1</b>	<b>3</b>	<b>1</b>	—	—	—	—
541	Professional, scientific & technical services .....	396	2 702	11 336	98	80	13	1	3	1	—	—	—	—
5416	Management, sci & tech consulting services .....	111	736	3 277	12	10	1	—	—	1	—	—	—	—
54161	Management consulting services .....	105	691	3 039	8	6	1	—	—	1	—	—	—	—
<b>55</b>	<b>Management of companies &amp; enterprises</b> .....	<b>194</b>	<b>2 586</b>	<b>10 568</b>	<b>5</b>	<b>1</b>	<b>1</b>	—	—	<b>3</b>	—	—	—	—
551	Management of companies & enterprises .....	194	2 586	10 568	5	1	1	—	—	3	—	—	—	—
5511	Management of companies & enterprises .....	194	2 586	10 568	5	1	1	—	—	3	—	—	—	—
55111	Management of companies & enterprises .....	194	2 586	10 568	5	1	1	—	—	3	—	—	—	—
<b>56</b>	<b>Admin, support, waste mgt, remediation services</b> .....	<b>670</b>	<b>3 139</b>	<b>19 267</b>	<b>77</b>	<b>51</b>	<b>12</b>	<b>10</b>	<b>1</b>	<b>2</b>	<b>1</b>	—	—	—
561	Administrative & support services .....	(E)	(D)	(D)	73	48	12	10	1	2	—	—	—	—
5613	Employment services .....	214	912	3 969	8	5	—	—	1	2	—	—	—	—
56132	Temporary help services .....	(C)	(D)	(D)	5	2	—	—	1	2	—	—	—	—
5617	Services to buildings & dwellings .....	164	614	5 150	48	35	8	5	—	—	—	—	—	—
56173	Landscaping services .....	120	428	4 344	33	24	5	4	—	—	—	—	—	—
561730	Landscaping services .....	120	428	4 344	33	24	5	4	—	—	—	—	—	—
562	Waste management & remediation services .....	(C)	(D)	(D)	4	3	—	—	—	—	1	—	—	—
5621	Waste collection .....	(C)	(D)	(D)	2	1	—	—	—	—	1	—	—	—
56211	Waste collection .....	(C)	(D)	(D)	2	1	—	—	—	—	1	—	—	—
<b>61</b>	<b>Educational services</b> .....	<b>(B)</b>	<b>(D)</b>	<b>(D)</b>	<b>6</b>	<b>5</b>	—	—	<b>1</b>	—	—	—	—	—
<b>62</b>	<b>Health care and social assistance</b> .....	<b>1 861</b>	<b>12 507</b>	<b>49 844</b>	<b>83</b>	<b>37</b>	<b>19</b>	<b>12</b>	<b>9</b>	<b>4</b>	<b>1</b>	—	<b>1</b>	—
621	Ambulatory health care services .....	540	3 912	17 179	54	26	14	6	6	2	—	—	—	—
6211	Offices of physicians .....	262	2 391	10 526	18	7	4	2	4	1	—	—	—	—
62111	Offices of physicians .....	262	2 391	10 526	18	7	4	2	4	1	—	—	—	—
621111	Offices of physicians (exc mental health) .....	262	2 391	10 526	18	7	4	2	4	1	—	—	—	—
622	Hospitals .....	(F)	(D)	(D)	1	—	—	—	—	—	—	—	1	—
6221	General medical & surgical hospitals .....	(F)	(D)	(D)	1	—	—	—	—	—	—	—	1	—
62211	General medical & surgical hospitals .....	(F)	(D)	(D)	1	—	—	—	—	—	—	—	1	—
623	Nursing & residential care facilities .....	(E)	(D)	(D)	12	3	2	3	1	2	1	—	—	—
6231	Nursing care facilities .....	386	2 018	8 219	4	—	—	—	1	2	1	—	—	—
62311	Nursing care facilities .....	386	2 018	8 219	4	—	—	—	1	2	1	—	—	—
623110	Nursing care facilities .....	386	2 018	8 219	4	—	—	—	1	2	1	—	—	—
624	Social assistance .....	(C)	(D)	(D)	16	8	3	3	2	—	—	—	—	—

See footnotes at end of table.

**Table 6. Counties—Employees, Payroll, and Establishments by Industry: 2000—Con.**

[Excludes most government employees, railroad employees, and self-employed persons. Size class 1 to 4 includes establishments with payroll, but no employees, during mid-March pay period. (D) denotes figures withheld to avoid disclosing data for individual companies; the data are included in broader industry totals. Detailed industries with 100 or more employees are shown if industry was not a (D). For explanation of terms, abbreviations, and data reliability/comparability, see introductory text]

NAICS code	Industry	Number of employees for week including March 12	Payroll (\$1,000)		Total number of establishments	Number of establishments by employment-size class								
			First quarter	Annual		1 to 4	5 to 9	10 to 19	20 to 49	50 to 99	100 to 249	250 to 499	500 to 999	1,000 or more
<b>HANCOCK—Con.</b>														
<b>71</b>	<b>Arts, entertainment &amp; recreation</b> . . . . .	(C)	(D)	(D)	<b>10</b>	<b>3</b>	<b>2</b>	<b>1</b>	<b>3</b>	<b>1</b>	—	—	—	—
713	Amusement, gambling & recreation industries . . . . .	(C)	(D)	(D)	7	1	2	1	2	1	—	—	—	—
7139	Other amusement & recreation industries . . . . .	(C)	(D)	(D)	7	1	2	1	2	1	—	—	—	—
<b>72</b>	<b>Accommodation &amp; food services</b> . . . . .	<b>1 305</b>	<b>2 893</b>	<b>12 496</b>	<b>83</b>	<b>27</b>	<b>12</b>	<b>20</b>	<b>20</b>	<b>4</b>	—	—	—	—
722	Food services & drinking places . . . . .	1 217	2 700	11 453	75	23	12	18	18	4	—	—	—	—
7221	Full-service restaurants . . . . .	512	1 078	4 606	23	4	4	4	9	2	—	—	—	—
72211	Full-service restaurants . . . . .	512	1 078	4 606	23	4	4	4	9	2	—	—	—	—
722110	Full-service restaurants . . . . .	512	1 078	4 606	23	4	4	4	9	2	—	—	—	—
7222	Limited-service eating places . . . . .	633	1 433	6 001	41	10	8	13	8	2	—	—	—	—
72221	Limited-service eating places . . . . .	633	1 433	6 001	41	10	8	13	8	2	—	—	—	—
722211	Limited-service restaurants . . . . .	610	1 352	5 635	38	9	7	12	8	2	—	—	—	—
<b>81</b>	<b>Other services (except public administration)</b> . . . . .	<b>744</b>	<b>2 947</b>	<b>13 061</b>	<b>158</b>	<b>102</b>	<b>35</b>	<b>18</b>	<b>3</b>	—	—	—	—	—
811	Repair & maintenance . . . . .	258	1 395	6 617	57	38	11	8	—	—	—	—	—	—
8111	Automotive repair & maintenance . . . . .	193	1 006	4 316	45	29	11	5	—	—	—	—	—	—
81111	Automotive mechanical & electrical R&M . . . . .	115	632	2 751	34	25	8	1	—	—	—	—	—	—
812	Personal & laundry services . . . . .	166	574	2 530	34	21	10	2	1	—	—	—	—	—
813	Religious, grantmaking, civic, prof & like organizations . . . . .	320	978	3 914	67	43	14	8	2	—	—	—	—	—
8131	Religious organizations . . . . .	268	777	3 128	49	27	13	7	2	—	—	—	—	—
81311	Religious organizations . . . . .	268	777	3 128	49	27	13	7	2	—	—	—	—	—
813110	Religious organizations . . . . .	268	777	3 128	49	27	13	7	2	—	—	—	—	—
<b>95</b>	<b>Auxiliaries (exc corporate, subsidiary &amp; regional mgt)</b> . . . . .	(F)	(D)	(D)	<b>2</b>	—	—	—	—	<b>1</b>	—	—	<b>1</b>	—
<b>99</b>	<b>Unclassified establishments</b> . . . . .	(A)	(D)	(D)	<b>11</b>	<b>10</b>	<b>1</b>	—	—	—	—	—	—	—
<b>HARRISON</b>														
	<b>Total</b> . . . . .	<b>8 466</b>	<b>47 222</b>	<b>191 695</b>	<b>651</b>	<b>355</b>	<b>132</b>	<b>87</b>	<b>50</b>	<b>14</b>	<b>8</b>	<b>4</b>	<b>1</b>	—
<b>11</b>	<b>Forestry, fishing, hunting, and agriculture support</b> . . . . .	(A)	(D)	(D)	<b>2</b>	<b>1</b>	<b>1</b>	—	—	—	—	—	—	—
<b>21</b>	<b>Mining</b> . . . . .	<b>149</b>	<b>1 155</b>	<b>6 663</b>	<b>6</b>	—	<b>1</b>	<b>3</b>	<b>1</b>	<b>1</b>	—	—	—	—
212	Mining (except oil & gas) . . . . .	149	1 155	6 663	6	—	1	3	1	1	—	—	—	—
<b>22</b>	<b>Utilities</b> . . . . .	<b>112</b>	<b>1 082</b>	<b>4 403</b>	<b>7</b>	<b>1</b>	<b>3</b>	<b>1</b>	<b>1</b>	<b>1</b>	—	—	—	—
221	Utilities . . . . .	112	1 082	4 403	7	1	3	1	1	1	—	—	—	—
<b>23</b>	<b>Construction</b> . . . . .	<b>444</b>	<b>2 127</b>	<b>8 905</b>	<b>101</b>	<b>66</b>	<b>26</b>	<b>6</b>	<b>3</b>	—	—	—	—	—
233	Building, developing & general contracting . . . . .	125	620	2 524	27	20	4	2	1	—	—	—	—	—
2332	Residential building construction . . . . .	103	365	1 530	23	17	4	1	1	—	—	—	—	—
23321	Single-family housing construction . . . . .	103	365	1 530	23	17	4	1	1	—	—	—	—	—
233210	Single-family housing construction . . . . .	103	365	1 530	23	17	4	1	1	—	—	—	—	—
235	Special trade contractors . . . . .	270	1 206	5 638	70	45	20	4	1	—	—	—	—	—
<b>31-33</b>	<b>Manufacturing</b> . . . . .	<b>2 730</b>	<b>20 262</b>	<b>80 006</b>	<b>42</b>	<b>11</b>	<b>9</b>	<b>7</b>	<b>4</b>	<b>2</b>	<b>6</b>	<b>2</b>	<b>1</b>	—
311	Food mfg . . . . .	(E)	(D)	(D)	4	2	1	—	—	—	—	1	—	—
3116	Animal slaughtering & processing . . . . .	(E)	(D)	(D)	3	1	1	—	—	—	—	1	—	—
31161	Animal slaughtering & processing . . . . .	(E)	(D)	(D)	3	1	1	—	—	—	—	1	—	—
321	Wood product mfg . . . . .	175	911	3 951	8	3	2	2	—	—	1	—	—	—
3212	Veneer, plywood & engineered wood product mfg . . . . .	(C)	(D)	(D)	1	—	—	—	—	—	1	—	—	—
32121	Veneer, plywood & engineered wood product mfg . . . . .	(C)	(D)	(D)	1	—	—	—	—	—	1	—	—	—
326	Plastics & rubber products mfg . . . . .	(C)	(D)	(D)	1	—	—	—	—	—	1	—	—	—
3261	Plastics product mfg . . . . .	(C)	(D)	(D)	1	—	—	—	—	—	1	—	—	—
32611	Unsupported plastics film, sheet, & bag mfg . . . . .	(C)	(D)	(D)	1	—	—	—	—	—	1	—	—	—
327	Nonmetallic mineral product mfg . . . . .	(C)	(D)	(D)	2	—	1	—	—	—	1	—	—	—
3273	Cement & concrete product mfg . . . . .	(C)	(D)	(D)	2	—	1	—	—	—	1	—	—	—
32739	Other concrete product mfg . . . . .	(C)	(D)	(D)	1	—	—	—	—	—	1	—	—	—
335	Electrical equip, appliance & component mfg . . . . .	(C)	(D)	(D)	2	—	—	—	1	—	1	—	—	—
3359	Other electrical equipment & component mfg . . . . .	(C)	(D)	(D)	2	—	—	—	1	—	1	—	—	—
33593	Wiring device mfg . . . . .	(C)	(D)	(D)	2	—	—	—	1	—	1	—	—	—
336	Transportation equipment mfg . . . . .	(F)	(D)	(D)	3	—	—	1	—	—	1	—	1	—
3363	Motor vehicle parts mfg . . . . .	(F)	(D)	(D)	3	—	—	1	—	—	1	—	1	—
33637	Motor vehicle metal stamping . . . . .	(C)	(D)	(D)	1	—	—	—	—	—	1	—	—	—
33639	Other motor vehicle parts mfg . . . . .	(F)	(D)	(D)	1	—	—	—	—	—	—	—	1	—
337	Furniture & related product mfg . . . . .	695	5 472	19 376	4	—	—	—	—	2	1	1	—	—
3371	HH & institutional furniture & kitchen cabinet mfg . . . . .	(F)	(D)	(D)	3	—	—	—	—	1	1	1	—	—
33712	Household & institutional furniture mfg . . . . .	(F)	(D)	(D)	2	—	—	—	—	—	1	1	—	—
<b>42</b>	<b>Wholesale trade</b> . . . . .	<b>239</b>	<b>1 397</b>	<b>6 551</b>	<b>28</b>	<b>18</b>	<b>2</b>	<b>4</b>	<b>3</b>	<b>1</b>	—	—	—	—
421	Wholesale trade, durable goods . . . . .	154	1 075	5 094	20	14	1	3	1	1	—	—	—	—

See footnotes at end of table.

**Table 6. Counties—Employees, Payroll, and Establishments by Industry: 2000—Con.**

[Excludes most government employees, railroad employees, and self-employed persons. Size class 1 to 4 includes establishments with payroll, but no employees, during mid-March pay period. (D) denotes figures withheld to avoid disclosing data for individual companies; the data are included in broader industry totals. Detailed industries with 100 or more employees are shown if industry was not a (D). For explanation of terms, abbreviations, and data reliability/comparability, see introductory text]

NAICS code	Industry	Number of employees for week including March 12	Payroll (\$1,000)		Total number of establishments	Number of establishments by employment-size class								
			First quarter	Annual		1 to 4	5 to 9	10 to 19	20 to 49	50 to 99	100 to 249	250 to 499	500 to 999	1,000 or more
<b>HARRISON—Con.</b>														
<b>44-45</b>	<b>Retail trade</b> .....	<b>1 520</b>	<b>6 636</b>	<b>26 597</b>	<b>118</b>	<b>54</b>	<b>29</b>	<b>26</b>	<b>6</b>	<b>1</b>	<b>1</b>	<b>1</b>		
441	Motor vehicle & parts dealers .....	213	1 300	5 697	19	10	2	4	3	—	—	—	—	—
4411	Automobile dealers .....	141	1 017	4 614	8	4	—	1	3	—	—	—	—	—
44111	New car dealers .....	120	915	4 160	3	—	—	—	3	—	—	—	—	—
441110	New car dealers .....	120	915	4 160	3	—	—	—	3	—	—	—	—	—
444	Bldg material & garden equip & supp dealers .....	183	1 123	4 653	15	5	3	5	1	1	—	—	—	—
4441	Building material & supplies dealers .....	133	870	3 464	9	2	2	4	—	1	—	—	—	—
44419	Other building material dealers .....	101	753	2 957	6	1	2	2	—	—	—	—	—	—
444190	Other building material dealers .....	101	753	2 957	6	1	2	2	—	1	—	—	—	—
445	Food & beverage stores .....	231	619	2 132	11	4	3	2	1	—	1	—	—	—
4451	Grocery stores .....	(C)	(D)	(D)	6	1	2	1	1	—	1	—	—	—
44511	Grocery (except convenience) stores .....	196	543	1 792	5	1	1	1	1	—	1	—	—	—
445110	Grocery (except convenience) stores .....	196	543	1 792	5	1	1	1	1	—	1	—	—	—
447	Gasoline stations .....	113	331	1 309	12	2	5	4	1	—	—	—	—	—
4471	Gasoline stations .....	113	331	1 309	12	2	5	4	1	—	—	—	—	—
44711	Gasoline stations with convenience stores .....	104	286	1 123	9	—	4	4	1	—	—	—	—	—
447110	Gasoline stations with convenience stores .....	104	286	1 123	9	—	4	4	1	—	—	—	—	—
452	General merchandise stores .....	(E)	(D)	(D)	4	—	2	1	—	—	—	1	—	—
4529	Other general merchandise stores .....	(E)	(D)	(D)	4	—	2	1	—	—	—	1	—	—
45291	Warehouse clubs & superstores .....	(E)	(D)	(D)	1	—	—	—	—	—	—	1	—	—
<b>48-49</b>	<b>Transportation &amp; warehousing</b> .....	<b>193</b>	<b>1 014</b>	<b>4 442</b>	<b>31</b>	<b>20</b>	<b>3</b>	<b>6</b>	<b>2</b>	<b>—</b>	<b>—</b>	<b>—</b>	<b>—</b>	<b>—</b>
484	Truck transportation .....	166	903	3 968	27	18	2	6	1	—	—	—	—	—
4842	Specialized freight trucking .....	105	622	2 599	16	11	2	2	1	—	—	—	—	—
<b>51</b>	<b>Information</b> .....	<b>80</b>	<b>618</b>	<b>2 388</b>	<b>6</b>	<b>3</b>	<b>—</b>	<b>2</b>	<b>1</b>	<b>—</b>	<b>—</b>	<b>—</b>	<b>—</b>	<b>—</b>
<b>52</b>	<b>Finance &amp; insurance</b> .....	<b>303</b>	<b>2 250</b>	<b>8 271</b>	<b>40</b>	<b>22</b>	<b>9</b>	<b>6</b>	<b>2</b>	<b>1</b>	<b>—</b>	<b>—</b>	<b>—</b>	<b>—</b>
522	Credit intermediation & related activities .....	244	1 784	6 361	23	10	5	5	2	1	—	—	—	—
5221	Depository credit intermediation .....	(C)	(D)	(D)	15	3	4	5	2	1	—	—	—	—
52211	Commercial banking .....	124	891	3 049	13	3	4	4	2	—	—	—	—	—
522110	Commercial banking .....	124	891	3 049	13	3	4	4	2	—	—	—	—	—
<b>53</b>	<b>Real estate &amp; rental &amp; leasing</b> .....	<b>79</b>	<b>292</b>	<b>1 300</b>	<b>18</b>	<b>12</b>	<b>5</b>	<b>—</b>	<b>1</b>	<b>—</b>	<b>—</b>	<b>—</b>	<b>—</b>	<b>—</b>
<b>54</b>	<b>Professional, scientific &amp; technical services</b> .....	<b>171</b>	<b>798</b>	<b>3 320</b>	<b>36</b>	<b>27</b>	<b>4</b>	<b>2</b>	<b>3</b>	<b>—</b>	<b>—</b>	<b>—</b>	<b>—</b>	<b>—</b>
541	Professional, scientific & technical services .....	171	798	3 320	36	27	4	2	3	—	—	—	—	—
<b>55</b>	<b>Management of companies &amp; enterprises</b> .....	<b>(B)</b>	<b>(D)</b>	<b>(D)</b>	<b>2</b>	<b>1</b>	<b>—</b>	<b>—</b>	<b>1</b>	<b>—</b>	<b>—</b>	<b>—</b>	<b>—</b>	<b>—</b>
<b>56</b>	<b>Admin, support, waste mgt, remediation services</b> .....	<b>136</b>	<b>419</b>	<b>1 677</b>	<b>22</b>	<b>15</b>	<b>3</b>	<b>1</b>	<b>3</b>	<b>—</b>	<b>—</b>	<b>—</b>	<b>—</b>	<b>—</b>
561	Administrative & support services .....	(C)	(D)	(D)	19	13	3	1	2	—	—	—	—	—
<b>61</b>	<b>Educational services</b> .....	<b>108</b>	<b>642</b>	<b>2 466</b>	<b>4</b>	<b>1</b>	<b>2</b>	<b>—</b>	<b>—</b>	<b>1</b>	<b>—</b>	<b>—</b>	<b>—</b>	<b>—</b>
611	Educational services .....	108	642	2 466	4	1	2	—	—	1	—	—	—	—
<b>62</b>	<b>Health care and social assistance</b> .....	<b>987</b>	<b>5 422</b>	<b>21 632</b>	<b>62</b>	<b>35</b>	<b>15</b>	<b>3</b>	<b>5</b>	<b>2</b>	<b>1</b>	<b>1</b>	<b>—</b>	<b>—</b>
621	Ambulatory health care services .....	142	952	4 269	33	23	8	1	1	—	—	—	—	—
622	Hospitals .....	(E)	(D)	(D)	1	—	—	—	—	—	—	1	—	—
6221	General medical & surgical hospitals .....	(E)	(D)	(D)	1	—	—	—	—	—	—	1	—	—
62211	General medical & surgical hospitals .....	(E)	(D)	(D)	1	—	—	—	—	—	—	1	—	—
623	Nursing & residential care facilities .....	299	1 287	5 216	11	2	4	2	1	1	1	—	—	—
6231	Nursing care facilities .....	(C)	(D)	(D)	3	—	—	—	1	1	1	—	—	—
62311	Nursing care facilities .....	(C)	(D)	(D)	3	—	—	—	1	1	1	—	—	—
624	Social assistance .....	(C)	(D)	(D)	17	10	3	—	3	1	—	—	—	—
6243	Vocational rehabilitation services .....	(C)	(D)	(D)	4	1	—	—	2	1	—	—	—	—
62431	Vocational rehabilitation services .....	(C)	(D)	(D)	4	1	—	—	2	1	—	—	—	—
<b>71</b>	<b>Arts, entertainment &amp; recreation</b> .....	<b>(B)</b>	<b>(D)</b>	<b>(D)</b>	<b>5</b>	<b>2</b>	<b>1</b>	<b>2</b>	<b>—</b>	<b>—</b>	<b>—</b>	<b>—</b>	<b>—</b>	<b>—</b>
<b>72</b>	<b>Accommodation &amp; food services</b> .....	<b>807</b>	<b>1 862</b>	<b>7 908</b>	<b>45</b>	<b>14</b>	<b>6</b>	<b>10</b>	<b>11</b>	<b>4</b>	<b>—</b>	<b>—</b>	<b>—</b>	<b>—</b>
722	Food services & drinking places .....	722	1 699	7 089	41	13	6	9	9	4	—	—	—	—
7221	Full-service restaurants .....	204	618	2 446	12	6	1	2	2	1	—	—	—	—
72211	Full-service restaurants .....	204	618	2 446	12	6	1	2	2	1	—	—	—	—
722110	Full-service restaurants .....	204	618	2 446	12	6	1	2	2	1	—	—	—	—
7222	Limited-service eating places .....	495	1 035	4 403	23	3	4	6	7	3	—	—	—	—
72221	Limited-service eating places .....	495	1 035	4 403	23	3	4	6	7	3	—	—	—	—
<b>81</b>	<b>Other services (except public administration)</b> .....	<b>321</b>	<b>943</b>	<b>4 004</b>	<b>66</b>	<b>42</b>	<b>13</b>	<b>8</b>	<b>3</b>	<b>—</b>	<b>—</b>	<b>—</b>	<b>—</b>	<b>—</b>
813	Religious, grantmaking, civic, prof & like organizations .....	186	474	1 904	37	23	6	6	2	—	—	—	—	—
8131	Religious organizations .....	159	382	1 421	27	15	5	5	2	—	—	—	—	—
81311	Religious organizations .....	159	382	1 421	27	15	5	5	2	—	—	—	—	—
813110	Religious organizations .....	159	382	1 421	27	15	5	5	2	—	—	—	—	—
<b>99</b>	<b>Unclassified establishments</b> .....	<b>5</b>	<b>13</b>	<b>68</b>	<b>10</b>	<b>10</b>	<b>—</b>	<b>—</b>	<b>—</b>	<b>—</b>	<b>—</b>	<b>—</b>	<b>—</b>	<b>—</b>

See footnotes at end of table.

**Table 6. Counties—Employees, Payroll, and Establishments by Industry: 2000—Con.**

[Excludes most government employees, railroad employees, and self-employed persons. Size class 1 to 4 includes establishments with payroll, but no employees, during mid-March pay period. (D) denotes figures withheld to avoid disclosing data for individual companies; the data are included in broader industry totals. Detailed industries with 100 or more employees are shown if industry was not a (D). For explanation of terms, abbreviations, and data reliability/comparability, see introductory text]

NAICS code	Industry	Number of employees for week including March 12	Payroll (\$1,000)		Total number of establishments	Number of establishments by employment-size class									
			First quarter	Annual		1 to 4	5 to 9	10 to 19	20 to 49	50 to 99	100 to 249	250 to 499	500 to 999	1,000 or more	
<b>HENDRICKS</b>															
	<b>Total .....</b>	<b>26 511</b>	<b>162 086</b>	<b>678 099</b>	<b>2 147</b>	<b>1 187</b>	<b>454</b>	<b>231</b>	<b>190</b>	<b>41</b>	<b>35</b>	<b>6</b>	<b>3</b>	<b>-</b>	
<b>11</b>	<b>Forestry, fishing, hunting, and agriculture support .....</b>	<b>(A)</b>	<b>(D)</b>	<b>(D)</b>	<b>2</b>	<b>2</b>	<b>-</b>	<b>-</b>	<b>-</b>	<b>-</b>	<b>-</b>	<b>-</b>	<b>-</b>	<b>-</b>	
<b>21</b>	<b>Mining .....</b>	<b>(B)</b>	<b>(D)</b>	<b>(D)</b>	<b>2</b>	<b>-</b>	<b>1</b>	<b>1</b>	<b>-</b>	<b>-</b>	<b>-</b>	<b>-</b>	<b>-</b>	<b>-</b>	
<b>22</b>	<b>Utilities .....</b>	<b>1 243</b>	<b>19 978</b>	<b>72 656</b>	<b>12</b>	<b>4</b>	<b>2</b>	<b>-</b>	<b>2</b>	<b>1</b>	<b>2</b>	<b>-</b>	<b>1</b>	<b>-</b>	
221	Utilities .....	1 243	19 978	72 656	12	4	2	-	2	1	2	-	1	-	
2211	Elec pwr generation, transmsn & distribution ...	(G)	(D)	(D)	10	3	2	-	1	1	2	-	1	-	
22111	Electric power generation .....	(C)	(D)	(D)	1	-	-	-	-	-	1	-	-	-	
22112	Electric pwr transmsn, control & distribution ..	(G)	(D)	(D)	9	3	2	-	1	1	1	-	1	-	
<b>23</b>	<b>Construction .....</b>	<b>2 518</b>	<b>16 902</b>	<b>76 430</b>	<b>383</b>	<b>234</b>	<b>83</b>	<b>35</b>	<b>27</b>	<b>3</b>	<b>1</b>	<b>-</b>	<b>-</b>	<b>-</b>	
233	Building, developing & general contracting .....	638	3 993	19 861	126	81	26	12	7	-	-	-	-	-	
2332	Residential building construction .....	(E)	(D)	(D)	94	65	20	5	4	-	-	-	-	-	
23321	Single-family housing construction .....	416	2 529	11 852	92	63	20	5	4	-	-	-	-	-	
233210	Single-family housing construction .....	416	2 529	11 852	92	63	20	5	4	-	-	-	-	-	
2333	Nonresidential building construction .....	(C)	(D)	(D)	22	12	4	4	2	-	-	-	-	-	
23332	Commercial & institutional bldg construction ..	103	885	4 382	18	11	2	4	1	-	-	-	-	-	
233320	Commercial & institutional bldg construction ..	103	885	4 382	18	11	2	4	1	-	-	-	-	-	
234	Heavy construction .....	106	792	3 624	16	8	1	7	-	-	-	-	-	-	
235	Special trade contractors .....	1 774	12 117	52 945	241	145	56	16	20	3	1	-	-	-	
2351	Plumbing, heating & AC contractor .....	320	2 088	8 855	39	21	9	3	6	-	-	-	-	-	
23511	Plumbing, heating & AC contractor .....	320	2 088	8 855	39	21	9	3	6	-	-	-	-	-	
235110	Plumbing, heating & AC contractor .....	320	2 088	8 855	39	21	9	3	6	-	-	-	-	-	
2353	Electrical contractors .....	296	1 977	9 237	28	15	7	-	5	1	-	-	-	-	
23531	Electrical contractors .....	296	1 977	9 237	28	15	7	-	5	1	-	-	-	-	
235310	Electrical contractors .....	296	1 977	9 237	28	15	7	-	5	1	-	-	-	-	
2354	Masonry, drywall, insulation, tile contractors ...	460	2 554	12 377	39	19	9	4	6	-	1	-	-	-	
23541	Masonry & stone contractors .....	351	1 818	9 149	23	9	6	3	4	-	1	-	-	-	
235410	Masonry & stone contractors .....	351	1 818	9 149	23	9	6	3	4	-	1	-	-	-	
2355	Carpentry & floor contractors .....	(C)	(D)	(D)	31	24	3	3	-	1	-	-	-	-	
23551	Carpentry contractors .....	172	2 174	6 227	30	23	3	3	-	1	-	-	-	-	
235510	Carpentry contractors .....	172	2 174	6 227	30	23	3	3	-	1	-	-	-	-	
2357	Concrete contractors .....	119	733	3 173	21	12	7	1	1	-	-	-	-	-	
23571	Concrete contractors .....	119	733	3 173	21	12	7	1	1	-	-	-	-	-	
235710	Concrete contractors .....	119	733	3 173	21	12	7	1	1	-	-	-	-	-	
2359	Other special trade contractors .....	294	1 990	10 263	50	31	12	4	2	1	-	-	-	-	
23593	Excavation contractors .....	177	1 356	6 243	31	18	9	2	2	-	-	-	-	-	
235930	Excavation contractors .....	177	1 356	6 243	31	18	9	2	2	-	-	-	-	-	
<b>31-33</b>	<b>Manufacturing .....</b>	<b>2 150</b>	<b>17 720</b>	<b>77 012</b>	<b>84</b>	<b>37</b>	<b>13</b>	<b>12</b>	<b>10</b>	<b>7</b>	<b>4</b>	<b>1</b>	<b>-</b>	<b>-</b>	
311	Food mfg .....	598	3 730	16 586	7	1	1	1	1	1	2	-	-	-	
3118	Bakeries & tortilla mfg .....	(F)	(D)	(D)	6	-	1	1	1	1	2	-	-	-	
31181	Bread & bakery product mfg .....	(F)	(D)	(D)	6	-	1	1	1	1	2	-	-	-	
311812	Commercial bakeries .....	543	3 551	14 994	3	-	-	-	-	1	2	-	-	-	
331	Primary metal mfg .....	(E)	(D)	(D)	2	-	-	-	1	-	-	1	-	-	
3312	Steel product mfg from purchased steel .....	(E)	(D)	(D)	1	-	-	-	-	-	-	1	-	-	
33122	Rolling & drawing of purchased steel .....	(E)	(D)	(D)	1	-	-	-	-	-	-	1	-	-	
332	Fabricated metal product mfg .....	309	2 917	13 890	15	6	3	1	3	2	-	-	-	-	
3327	Mach shops, turn prod, screw, nut, bolt mfg ....	219	2 228	10 922	10	4	2	1	1	2	-	-	-	-	
33271	Machine shops .....	(C)	(D)	(D)	8	4	1	1	1	1	-	-	-	-	
333	Machinery mfg .....	288	2 669	11 634	13	5	4	1	-	2	1	-	-	-	
3331	Ag, construction & mining machinery mfg .....	176	1 469	6 725	4	1	1	-	-	1	1	-	-	-	
33311	Agricultural implement mfg .....	(C)	(D)	(D)	1	-	-	-	-	-	1	-	-	-	
336	Transportation equipment mfg .....	(E)	(D)	(D)	6	2	1	-	1	1	-	-	-	-	
3363	Motor vehicle parts mfg .....	(C)	(D)	(D)	2	1	-	-	-	-	1	-	-	-	
33635	MV transmission & power train parts mfg ....	(C)	(D)	(D)	1	-	-	-	-	-	1	-	-	-	
3364	Aerospace product & parts mfg .....	(C)	(D)	(D)	2	-	-	-	1	1	-	-	-	-	
33641	Aerospace product & parts mfg .....	(C)	(D)	(D)	2	-	-	-	1	1	-	-	-	-	
<b>42</b>	<b>Wholesale trade .....</b>	<b>1 357</b>	<b>9 613</b>	<b>40 693</b>	<b>104</b>	<b>66</b>	<b>15</b>	<b>13</b>	<b>6</b>	<b>2</b>	<b>-</b>	<b>2</b>	<b>-</b>	<b>-</b>	
421	Wholesale trade, durable goods .....	1 140	7 459	31 934	67	42	10	8	3	2	-	2	-	-	
4211	Motor vehicle, motor vehicle pt & supply whsle .	671	3 706	14 196	9	4	2	1	-	-	-	2	-	-	
42111	Automobile & other motor vehicle whsle .....	(E)	(D)	(D)	3	2	-	-	-	-	-	1	-	-	
42112	Motor vehicle supplies & new parts whsle ....	(E)	(D)	(D)	4	1	1	1	-	-	-	1	-	-	
4215	Metal & mineral (except petroleum) whsle .....	133	1 313	5 602	4	1	1	-	1	1	-	-	-	-	
42151	Metal service centers & offices whsle .....	133	1 313	5 602	4	1	1	-	1	1	-	-	-	-	
421510	Metal service centers & offices whsle .....	133	1 313	5 602	4	1	1	-	1	1	-	-	-	-	
4218	Machinery, equipment & supplies whsle .....	159	1 098	4 866	20	12	3	3	2	-	-	-	-	-	
422	Wholesale trade, nondurable goods .....	217	2 154	8 759	37	24	5	5	3	-	-	-	-	-	

See footnotes at end of table.



**Table 6. Counties—Employees, Payroll, and Establishments by Industry: 2000—Con.**

[Excludes most government employees, railroad employees, and self-employed persons. Size class 1 to 4 includes establishments with payroll, but no employees, during mid-March pay period. (D) denotes figures withheld to avoid disclosing data for individual companies; the data are included in broader industry totals. Detailed industries with 100 or more employees are shown if industry was not a (D). For explanation of terms, abbreviations, and data reliability/comparability, see introductory text]

NAICS code	Industry	Number of employees for week including March 12	Payroll (\$1,000)		Total number of establishments	Number of establishments by employment-size class								
			First quarter	Annual		1 to 4	5 to 9	10 to 19	20 to 49	50 to 99	100 to 249	250 to 499	500 to 999	1,000 or more
<b>HENDRICKS—Con.</b>														
<b>44-45</b>	<b>Retail trade</b> .....	<b>5 656</b>	<b>25 524</b>	<b>102 256</b>	<b>322</b>	<b>141</b>	<b>77</b>	<b>56</b>	<b>30</b>	<b>4</b>	<b>11</b>	<b>2</b>	<b>1</b>	<b>-</b>
441	Motor vehicle & parts dealers .....	625	4 707	20 457	40	16	7	8	7	1	1	-	-	-
4411	Automobile dealers .....	(E)	(D)	(D)	22	11	1	3	6	1	-	-	-	-
44111	New car dealers .....	279	2 585	10 461	9	1	-	1	6	1	-	-	-	-
441110	New car dealers .....	279	2 585	10 461	9	1	-	1	6	1	-	-	-	-
4413	Automotive parts, accessories & tire stores .....	293	1 797	8 564	17	4	6	5	1	-	1	-	-	-
44131	Automotive parts, accessories & tire stores .....	219	1 228	5 501	11	3	3	4	-	-	1	-	-	-
441310	Automotive parts, accessories & tire stores .....	219	1 228	5 501	11	3	3	4	-	-	1	-	-	-
442	Furniture & home furnishing stores .....	138	826	3 625	22	10	8	3	1	-	-	-	-	-
444	Bldg material & garden equip & supp dealers .....	438	2 757	11 284	36	18	8	6	2	-	2	-	-	-
4441	Building material & supplies dealers .....	384	2 522	10 145	28	15	5	4	2	-	2	-	-	-
44411	Home centers .....	(C)	(D)	(D)	1	-	-	-	-	-	1	-	-	-
44419	Other building material dealers .....	202	1 576	5 963	16	8	3	2	2	-	1	-	-	-
444190	Other building material dealers .....	202	1 576	5 963	16	8	3	2	2	-	1	-	-	-
445	Food & beverage stores .....	1 050	4 810	15 107	31	14	7	2	2	1	5	-	-	-
4451	Grocery stores .....	990	4 622	14 368	18	6	3	1	2	1	5	-	-	-
44511	Grocery (except convenience) stores .....	970	4 597	14 236	14	4	2	-	2	1	5	-	-	-
445110	Grocery (except convenience) stores .....	970	4 597	14 236	14	4	2	-	2	1	5	-	-	-
446	Health & personal care stores .....	158	840	3 340	13	6	3	-	4	-	-	-	-	-
4461	Health & personal care stores .....	158	840	3 340	13	6	3	-	4	-	-	-	-	-
44611	Pharmacies & drug stores .....	(C)	(D)	(D)	6	1	1	-	4	-	-	-	-	-
447	Gasoline stations .....	512	1 684	7 021	44	15	11	14	3	-	1	-	-	-
4471	Gasoline stations .....	512	1 684	7 021	44	15	11	14	3	-	1	-	-	-
44711	Gasoline stations with convenience stores .....	279	1 040	4 182	31	8	9	13	1	-	-	-	-	-
447110	Gasoline stations with convenience stores .....	279	1 040	4 182	31	8	9	13	1	-	-	-	-	-
44719	Other gasoline stations .....	233	644	2 839	13	7	2	1	2	-	1	-	-	-
447190	Other gasoline stations .....	233	644	2 839	13	7	2	1	2	-	1	-	-	-
448	Clothing & clothing accessories stores .....	196	524	2 355	28	12	9	6	1	-	-	-	-	-
4481	Clothing stores .....	147	356	1 585	19	7	7	4	1	-	-	-	-	-
451	Sporting goods, hobby, book & music stores .....	156	403	2 135	13	7	2	2	1	1	-	-	-	-
4511	Sporting goods, hobby, musical instrument stores .....	(C)	(D)	(D)	11	6	2	2	-	1	-	-	-	-
45111	Sporting goods stores .....	112	316	1 745	7	4	1	1	-	1	-	-	-	-
451110	Sporting goods stores .....	112	316	1 745	7	4	1	1	-	1	-	-	-	-
452	General merchandise stores .....	1 806	6 418	26 575	15	2	2	4	1	1	2	2	1	-
4521	Department stores .....	742	3 010	12 107	4	-	-	-	-	1	2	1	-	-
45211	Department stores .....	742	3 010	12 107	4	-	-	-	-	1	2	1	-	-
452110	Department stores .....	742	3 010	12 107	4	-	-	-	-	1	2	1	-	-
4529	Other general merchandise stores .....	1 064	3 408	14 468	11	2	2	4	1	-	-	1	1	-
45291	Warehouse clubs & superstores .....	(F)	(D)	(D)	2	-	-	-	-	-	-	1	1	-
453	Miscellaneous store retailers .....	417	1 209	5 339	49	18	16	9	6	-	-	-	-	-
4532	Office supplies, stationery & gift stores .....	140	398	1 829	17	5	7	4	1	-	-	-	-	-
4539	Other miscellaneous store retailers .....	126	438	2 016	16	7	4	3	2	-	-	-	-	-
454	Nonstore retailers .....	109	1 043	4 058	16	12	2	-	2	-	-	-	-	-
4543	Direct selling establishments .....	106	1 037	4 030	13	9	2	-	2	-	-	-	-	-
<b>48-49</b>	<b>Transportation &amp; warehousing</b> .....	<b>1 197</b>	<b>9 278</b>	<b>39 982</b>	<b>78</b>	<b>44</b>	<b>15</b>	<b>6</b>	<b>8</b>	<b>1</b>	<b>4</b>	<b>-</b>	<b>-</b>	<b>-</b>
484	Truck transportation .....	920	7 515	32 429	62	36	10	6	6	1	3	-	-	-
4841	General freight trucking .....	554	5 648	23 465	32	18	6	3	2	1	2	-	-	-
48412	General freight trucking, long-distance .....	495	5 227	21 634	22	11	5	2	1	1	2	-	-	-
484121	General freight trucking, long-distance, TL .....	208	1 587	6 985	15	9	3	2	-	-	1	-	-	-
484122	General freight trucking, long-distance, LTL .....	287	3 640	14 649	7	2	2	-	1	1	1	-	-	-
4842	Specialized freight trucking .....	366	1 867	8 964	30	18	4	3	4	-	1	-	-	-
48421	Used household & office goods moving .....	134	449	1 911	3	1	1	-	-	-	1	-	-	-
484210	Used household & office goods moving .....	134	449	1 911	3	1	1	-	-	-	1	-	-	-
48422	Specialized freight (exc used) trucking, local .....	144	704	3 997	20	13	2	3	2	-	-	-	-	-
484220	Specialized freight (exc used) trucking, local .....	144	704	3 997	20	13	2	3	2	-	-	-	-	-
488	Transportation support activities .....	207	1 528	6 690	8	4	3	-	-	-	1	-	-	-
4885	Freight transportation arrangement .....	(C)	(D)	(D)	2	1	-	-	-	-	1	-	-	-
48851	Freight transportation arrangement .....	(C)	(D)	(D)	2	1	-	-	-	-	1	-	-	-
<b>51</b>	<b>Information</b> .....	<b>195</b>	<b>1 253</b>	<b>5 165</b>	<b>26</b>	<b>17</b>	<b>4</b>	<b>2</b>	<b>3</b>	<b>-</b>	<b>-</b>	<b>-</b>	<b>-</b>	<b>-</b>
<b>52</b>	<b>Finance &amp; insurance</b> .....	<b>695</b>	<b>4 823</b>	<b>19 990</b>	<b>110</b>	<b>72</b>	<b>24</b>	<b>7</b>	<b>6</b>	<b>1</b>	<b>-</b>	<b>-</b>	<b>-</b>	<b>-</b>
522	Credit intermediation & related activities .....	400	2 867	11 640	47	19	17	6	5	-	-	-	-	-
5221	Depository credit intermediation .....	363	2 638	10 661	34	8	15	6	5	-	-	-	-	-
52211	Commercial banking .....	283	1 962	7 635	27	5	13	5	4	-	-	-	-	-
522110	Commercial banking .....	283	1 962	7 635	27	5	13	5	4	-	-	-	-	-
524	Insurance carriers & related activities .....	268	1 634	7 081	49	39	7	1	1	1	-	-	-	-
5242	Agencies & other insurance related activities .....	250	1 430	6 383	42	34	5	1	1	1	-	-	-	-
52421	Insurance agencies & brokerages .....	146	853	3 902	38	32	5	-	1	-	-	-	-	-
524210	Insurance agencies & brokerages .....	146	853	3 902	38	32	5	-	1	-	-	-	-	-
52429	Other insurance related activities .....	104	577	2 481	4	2	-	-	-	1	-	-	-	-
<b>53</b>	<b>Real estate &amp; rental &amp; leasing</b> .....	<b>317</b>	<b>1 284</b>	<b>5 652</b>	<b>78</b>	<b>53</b>	<b>15</b>	<b>8</b>	<b>2</b>	<b>-</b>	<b>-</b>	<b>-</b>	<b>-</b>	<b>-</b>
531	Real estate .....	189	946	3 817	65	48	14	3	-	-	-	-	-	-
532	Rental & leasing services .....	(C)	(D)	(D)	12	4	1	5	2	-	-	-	-	-
5322	Consumer goods rental .....	103	292	1 271	10	3	1	5	1	-	-	-	-	-

See footnotes at end of table.

**Table 6. Counties—Employees, Payroll, and Establishments by Industry: 2000—Con.**

[Excludes most government employees, railroad employees, and self-employed persons. Size class 1 to 4 includes establishments with payroll, but no employees, during mid-March pay period. (D) denotes figures withheld to avoid disclosing data for individual companies; the data are included in broader industry totals. Detailed industries with 100 or more employees are shown if industry was not a (D). For explanation of terms, abbreviations, and data reliability/comparability, see introductory text]

NAICS code	Industry	Number of employees for week including March 12	Payroll (\$1,000)		Total number of establishments	Number of establishments by employment-size class									
			First quarter	Annual		1 to 4	5 to 9	10 to 19	20 to 49	50 to 99	100 to 249	250 to 499	500 to 999	1,000 or more	
<b>HENDRICKS—Con.</b>															
<b>54</b>	<b>Professional, scientific &amp; technical services</b>	<b>861</b>	<b>5 948</b>	<b>26 990</b>	<b>182</b>	<b>140</b>	<b>25</b>	<b>10</b>	<b>5</b>	<b>1</b>	<b>1</b>	—	—	—	
541	Professional, scientific & technical services	861	5 948	26 990	182	140	25	10	5	1	1	—	—	—	
5412	Accounting, tax prep, bookkeep, payroll services	100	684	2 725	27	20	4	3	—	—	—	—	—	—	
54121	Accounting, tax prep, bookkeep, payroll services	100	684	2 725	27	20	4	3	—	—	—	—	—	—	
5413	Architectural, engineering & related services	130	1 025	5 605	35	25	6	3	1	—	—	—	—	—	
5416	Management, sci & tech consulting services	291	2 336	10 231	25	19	2	—	3	—	1	—	—	—	
54161	Management consulting services	261	2 139	9 528	18	13	2	—	2	—	1	—	—	—	
5419	Oth professional, scientific, technical services	116	472	2 275	21	11	5	4	1	—	—	—	—	—	
<b>55</b>	<b>Management of companies &amp; enterprises</b>	<b>(C)</b>	<b>(D)</b>	<b>(D)</b>	<b>3</b>	—	—	<b>1</b>	<b>1</b>	—	<b>1</b>	—	—	—	
551	Management of companies & enterprises	(C)	(D)	(D)	3	—	—	1	1	—	1	—	—	—	
5511	Management of companies & enterprises	(C)	(D)	(D)	3	—	—	1	1	—	1	—	—	—	
55111	Management of companies & enterprises	(C)	(D)	(D)	3	—	—	1	1	—	1	—	—	—	
<b>56</b>	<b>Admin, support, waste mgt, remediation services</b>	<b>1 307</b>	<b>6 232</b>	<b>27 293</b>	<b>104</b>	<b>68</b>	<b>17</b>	<b>8</b>	<b>6</b>	<b>2</b>	<b>2</b>	<b>1</b>	—	—	
561	Administrative & support services	992	4 081	18 094	96	64	16	7	5	2	1	1	—	—	
5613	Employment services	585	2 558	10 050	10	4	—	2	—	2	1	1	—	—	
56132	Temporary help services	582	2 554	9 998	6	—	—	2	—	2	1	1	—	—	
561320	Temporary help services	582	2 554	9 998	6	—	—	2	—	2	1	1	—	—	
5617	Services to buildings & dwellings	256	713	4 450	53	37	10	3	3	—	—	—	—	—	
56173	Landscaping services	148	413	3 131	31	24	3	2	2	—	—	—	—	—	
561730	Landscaping services	148	413	3 131	31	24	3	2	2	—	—	—	—	—	
562	Waste management & remediation services	315	2 151	9 199	8	4	1	1	1	—	1	—	—	—	
5621	Waste collection	(E)	(D)	(D)	3	2	—	—	—	—	1	—	—	—	
56211	Waste collection	(E)	(D)	(D)	3	2	—	—	—	—	1	—	—	—	
<b>61</b>	<b>Educational services</b>	<b>41</b>	<b>90</b>	<b>396</b>	<b>14</b>	<b>11</b>	<b>2</b>	<b>1</b>	—	—	—	—	—	—	
<b>62</b>	<b>Health care and social assistance</b>	<b>3 296</b>	<b>23 704</b>	<b>92 745</b>	<b>182</b>	<b>71</b>	<b>58</b>	<b>27</b>	<b>15</b>	<b>6</b>	<b>4</b>	—	<b>1</b>	—	
621	Ambulatory health care services	1 094	9 600	41 366	123	43	52	19	5	4	—	—	—	—	
6211	Offices of physicians	404	4 934	21 724	45	16	17	7	4	1	—	—	—	—	
62111	Offices of physicians	404	4 934	21 724	45	16	17	7	4	1	—	—	—	—	
621111	Offices of physicians (exc mental health)	404	4 934	21 724	45	16	17	7	4	1	—	—	—	—	
6212	Offices of dentists	291	2 154	9 046	39	9	23	6	1	—	—	—	—	—	
62121	Offices of dentists	291	2 154	9 046	39	9	23	6	1	—	—	—	—	—	
621210	Offices of dentists	291	2 154	9 046	39	9	23	6	1	—	—	—	—	—	
6213	Offices of other health practitioners	(C)	(D)	(D)	23	13	6	4	—	—	—	—	—	—	
6216	Home health care services	182	779	2 515	5	—	1	2	—	2	—	—	—	—	
62161	Home health care services	182	779	2 515	5	—	1	2	—	2	—	—	—	—	
621610	Home health care services	182	779	2 515	5	—	1	2	—	2	—	—	—	—	
622	Hospitals	(F)	(D)	(D)	1	—	—	—	—	—	—	—	1	—	
6221	General medical & surgical hospitals	(F)	(D)	(D)	1	—	—	—	—	—	—	—	1	—	
62211	General medical & surgical hospitals	(F)	(D)	(D)	1	—	—	—	—	—	—	—	1	—	
623	Nursing & residential care facilities	715	4 120	14 839	17	5	2	4	2	—	4	—	—	—	
6231	Nursing care facilities	614	3 606	12 874	6	1	—	—	1	—	4	—	—	—	
62311	Nursing care facilities	614	3 606	12 874	6	1	—	—	1	—	4	—	—	—	
623110	Nursing care facilities	614	3 606	12 874	6	1	—	—	1	—	4	—	—	—	
624	Social assistance	(F)	(D)	(D)	41	23	4	4	8	2	—	—	—	—	
6243	Vocational rehabilitation services	(C)	(D)	(D)	4	2	—	—	1	1	—	—	—	—	
62431	Vocational rehabilitation services	(C)	(D)	(D)	4	2	—	—	1	1	—	—	—	—	
6244	Child day care services	332	800	3 272	28	15	2	3	7	1	—	—	—	—	
62441	Child day care services	332	800	3 272	28	15	2	3	7	1	—	—	—	—	
624410	Child day care services	332	800	3 272	28	15	2	3	7	1	—	—	—	—	
<b>71</b>	<b>Arts, entertainment &amp; recreation</b>	<b>175</b>	<b>553</b>	<b>2 472</b>	<b>34</b>	<b>25</b>	<b>5</b>	<b>2</b>	<b>1</b>	<b>1</b>	—	—	—	—	
713	Amusement, gambling & recreation industries	157	411	1 831	20	12	4	2	1	1	—	—	—	—	
7139	Other amusement & recreation industries	157	411	1 831	20	12	4	2	1	1	—	—	—	—	
<b>72</b>	<b>Accommodation &amp; food services</b>	<b>3 426</b>	<b>7 811</b>	<b>34 281</b>	<b>158</b>	<b>36</b>	<b>28</b>	<b>23</b>	<b>57</b>	<b>11</b>	<b>3</b>	—	—	—	
721	Accommodation	178	426	2 025	13	4	1	3	5	—	—	—	—	—	
7211	Traveler accommodation	(C)	(D)	(D)	12	3	1	3	5	—	—	—	—	—	
72111	Hotels (exc casino hotels) & motels	(C)	(D)	(D)	12	3	1	3	5	—	—	—	—	—	
722	Food services & drinking places	3 248	7 385	32 256	145	32	27	20	52	11	3	—	—	—	
7221	Full-service restaurants	1 516	3 747	15 483	49	8	7	4	19	9	2	—	—	—	
72211	Full-service restaurants	1 516	3 747	15 483	49	8	7	4	19	9	2	—	—	—	
722110	Full-service restaurants	1 516	3 747	15 483	49	8	7	4	19	9	2	—	—	—	
7222	Limited-service eating places	1 615	3 396	15 670	83	20	16	13	31	2	1	—	—	—	
72221	Limited-service eating places	1 615	3 396	15 670	83	20	16	13	31	2	1	—	—	—	
722211	Limited-service restaurants	1 420	3 077	13 907	68	14	13	11	27	2	1	—	—	—	
722213	Snack & nonalcoholic beverage bars	141	206	1 309	12	5	3	1	3	—	—	—	—	—	

See footnotes at end of table.

**Table 6. Counties—Employees, Payroll, and Establishments by Industry: 2000—Con.**

[Excludes most government employees, railroad employees, and self-employed persons. Size class 1 to 4 includes establishments with payroll, but no employees, during mid-March pay period. (D) denotes figures withheld to avoid disclosing data for individual companies; the data are included in broader industry totals. Detailed industries with 100 or more employees are shown if industry was not a (D). For explanation of terms, abbreviations, and data reliability/comparability, see introductory text]

NAICS code	Industry	Number of employees for week including March 12	Payroll (\$1,000)		Total number of establishments	Number of establishments by employment-size class								
			First quarter	Annual		1 to 4	5 to 9	10 to 19	20 to 49	50 to 99	100 to 249	250 to 499	500 to 999	1,000 or more
<b>HENDRICKS—Con.</b>														
<b>81</b>	<b>Other services (except public administration) .....</b>	<b>1 368</b>	<b>6 163</b>	<b>25 614</b>	<b>243</b>	<b>146</b>	<b>68</b>	<b>18</b>	<b>10</b>	<b>1</b>	—	—	—	—
811	Repair & maintenance .....	368	2 406	9 901	85	52	25	6	2	—	—	—	—	—
8111	Automotive repair & maintenance .....	295	1 869	7 852	62	33	22	6	1	—	—	—	—	—
81111	Automotive mechanical & electrical R&M .....	134	813	3 519	29	15	12	2	—	—	—	—	—	—
811111	General automotive repair .....	104	611	2 710	22	11	9	2	—	—	—	—	—	—
812	Personal & laundry services .....	365	1 244	5 711	72	39	23	9	1	—	—	—	—	—
8121	Personal care services .....	199	652	3 172	37	17	16	3	1	—	—	—	—	—
81211	Hair, nail & skin care services .....	165	600	2 952	29	13	12	3	1	—	—	—	—	—
813	Religious, grantmaking, civic, prof & like organizations .....	635	2 513	10 002	86	55	20	3	7	1	—	—	—	—
8131	Religious organizations .....	510	1 862	7 330	61	37	15	2	6	1	—	—	—	—
81311	Religious organizations .....	510	1 862	7 330	61	37	15	2	6	1	—	—	—	—
813110	Religious organizations .....	510	1 862	7 330	61	37	15	2	6	1	—	—	—	—
<b>95</b>	<b>Auxiliaries (exc corporate, subsidiary &amp; regional mgt) .....</b>	<b>414</b>	<b>1 905</b>	<b>10 360</b>	<b>4</b>	<b>1</b>	—	—	<b>1</b>	—	<b>2</b>	—	—	—
<b>99</b>	<b>Unclassified establishments .....</b>	<b>35</b>	<b>122</b>	<b>650</b>	<b>22</b>	<b>19</b>	<b>2</b>	<b>1</b>	—	—	—	—	—	—
<b>HENRY</b>														
	<b>Total .....</b>	<b>12 650</b>	<b>106 269</b>	<b>387 463</b>	<b>962</b>	<b>502</b>	<b>195</b>	<b>146</b>	<b>83</b>	<b>23</b>	<b>9</b>	<b>2</b>	<b>1</b>	<b>1</b>
<b>11</b>	<b>Forestry, fishing, hunting, and agriculture support .....</b>	<b>11</b>	<b>34</b>	<b>158</b>	<b>3</b>	<b>3</b>	—	—	—	—	—	—	—	—
<b>21</b>	<b>Mining .....</b>	<b>(A)</b>	<b>(D)</b>	<b>(D)</b>	<b>1</b>	—	—	<b>1</b>	—	—	—	—	—	—
<b>22</b>	<b>Utilities .....</b>	<b>66</b>	<b>747</b>	<b>3 190</b>	<b>5</b>	<b>1</b>	<b>1</b>	<b>1</b>	<b>2</b>	—	—	—	—	—
<b>23</b>	<b>Construction .....</b>	<b>643</b>	<b>3 320</b>	<b>16 509</b>	<b>120</b>	<b>73</b>	<b>27</b>	<b>15</b>	<b>5</b>	—	—	—	—	—
233	Building, developing & general contracting .....	(C)	(D)	(D)	37	25	7	5	—	—	—	—	—	—
2332	Residential building construction .....	(C)	(D)	(D)	35	24	6	5	—	—	—	—	—	—
23321	Single-family housing construction .....	143	560	2 524	34	23	6	5	—	—	—	—	—	—
233210	Single-family housing construction .....	143	560	2 524	34	23	6	5	—	—	—	—	—	—
235	Special trade contractors .....	415	2 060	9 680	76	44	20	8	4	—	—	—	—	—
2351	Plumbing, heating & AC contractor .....	106	571	2 258	16	9	4	1	2	—	—	—	—	—
23511	Plumbing, heating & AC contractor .....	106	571	2 258	16	9	4	1	2	—	—	—	—	—
235110	Plumbing, heating & AC contractor .....	106	571	2 258	16	9	4	1	2	—	—	—	—	—
<b>31-33</b>	<b>Manufacturing .....</b>	<b>3 652</b>	<b>63 871</b>	<b>206 574</b>	<b>49</b>	<b>17</b>	<b>7</b>	<b>8</b>	<b>6</b>	<b>4</b>	<b>4</b>	<b>2</b>	—	<b>1</b>
314	Textile product mills .....	(C)	(D)	(D)	1	—	—	—	—	—	<b>1</b>	—	—	—
3149	Other textile product mills .....	(C)	(D)	(D)	1	—	—	—	—	—	<b>1</b>	—	—	—
31499	All other textile product mills .....	(C)	(D)	(D)	1	—	—	—	—	—	<b>1</b>	—	—	—
331	Primary metal mfg .....	351	3 430	16 124	3	—	—	—	2	—	—	1	—	—
3315	Foundries .....	(E)	(D)	(D)	2	—	—	—	1	—	—	1	—	—
33151	Ferrous metal foundries .....	(E)	(D)	(D)	2	—	—	—	1	—	—	1	—	—
332	Fabricated metal product mfg .....	427	4 287	17 097	11	2	2	2	2	2	1	—	—	—
3321	Forging & stamping .....	(C)	(D)	(D)	1	—	—	—	—	—	<b>1</b>	—	—	—
33211	Forging & stamping .....	(C)	(D)	(D)	1	—	—	—	—	—	<b>1</b>	—	—	—
3327	Mach shops, turn prod, screw, nut, bolt mfg .....	130	1 335	4 489	6	1	2	1	1	1	—	—	—	—
33271	Machine shops .....	130	1 335	4 489	6	1	2	1	1	1	—	—	—	—
332710	Machine shops .....	130	1 335	4 489	6	1	2	1	1	1	—	—	—	—
333	Machinery mfg .....	(E)	(D)	(D)	7	4	1	1	—	—	—	1	—	—
3333	Commercial & service industry machinery mfg ..	(E)	(D)	(D)	1	—	—	—	—	—	—	1	—	—
33331	Commercial & service industry machinery mfg .....	(E)	(D)	(D)	1	—	—	—	—	—	—	1	—	—
336	Transportation equipment mfg .....	(G)	(D)	(D)	2	—	—	—	1	—	—	—	—	1
3363	Motor vehicle parts mfg .....	(G)	(D)	(D)	2	—	—	—	1	—	—	—	—	1
33633	Motor vehicle steering & suspension parts mfg .....	(G)	(D)	(D)	1	—	—	—	—	—	—	—	—	1
337	Furniture & related product mfg .....	292	2 748	9 924	5	1	—	2	—	—	2	—	—	—
3372	Office furniture (including fixtures) mfg .....	(E)	(D)	(D)	4	1	—	1	—	—	2	—	—	—
33721	Office furniture (including fixtures) mfg .....	(E)	(D)	(D)	4	1	—	1	—	—	2	—	—	—
<b>42</b>	<b>Wholesale trade .....</b>	<b>393</b>	<b>2 551</b>	<b>11 243</b>	<b>48</b>	<b>25</b>	<b>12</b>	<b>7</b>	<b>3</b>	<b>1</b>	—	—	—	—
421	Wholesale trade, durable goods .....	221	1 476	6 222	23	10	8	3	1	1	—	—	—	—
4211	Motor vehicle, motor vehicle pt & supply whsle .	119	674	2 974	6	1	3	1	—	1	—	—	—	—
422	Wholesale trade, nondurable goods .....	172	1 075	5 021	25	15	4	4	2	—	—	—	—	—

See footnotes at end of table.

**Table 6. Counties—Employees, Payroll, and Establishments by Industry: 2000—Con.**

[Excludes most government employees, railroad employees, and self-employed persons. Size class 1 to 4 includes establishments with payroll, but no employees, during mid-March pay period. (D) denotes figures withheld to avoid disclosing data for individual companies; the data are included in broader industry totals. Detailed industries with 100 or more employees are shown if industry was not a (D). For explanation of terms, abbreviations, and data reliability/comparability, see introductory text]

NAICS code	Industry	Number of employees for week including March 12	Payroll (\$1,000)		Total number of establishments	Number of establishments by employment-size class									
			First quarter	Annual		1 to 4	5 to 9	10 to 19	20 to 49	50 to 99	100 to 249	250 to 499	500 to 999	1,000 or more	
<b>HENRY—Con.</b>															
<b>44-45</b>	<b>Retail trade</b> .....	<b>2 295</b>	<b>9 971</b>	<b>40 916</b>	<b>189</b>	<b>72</b>	<b>47</b>	<b>39</b>	<b>25</b>	<b>4</b>	<b>2</b>				
441	Motor vehicle & parts dealers .....	334	2 629	10 484	33	17	5	6	4	1					
4411	Automobile dealers .....	221	2 010	7 856	18	11	1	2	3	1					
44111	New car dealers .....	198	1 915	7 462	7	1		2	3	1					
441110	New car dealers .....	198	1 915	7 462	7	1		2	3	1					
444	Bldg material & garden equip & supp dealers .....	161	859	3 720	24	10	7	6	1						
4441	Building material & supplies dealers .....	115	666	2 941	17	8	4	4	1						
445	Food & beverage stores .....	492	1 508	5 872	23	6	7	4	3	2	1				
4451	Grocery stores .....	453	1 399	5 377	16	4	3	3	3	2	1				
44511	Grocery (except convenience) stores .....	392	1 283	4 928	11	3	1	2	2	2	1				
445110	Grocery (except convenience) stores .....	392	1 283	4 928	11	3	1	2	2	2	1				
447	Gasoline stations .....	287	1 005	4 164	29	5	11	11	2						
4471	Gasoline stations .....	287	1 005	4 164	29	5	11	11	2						
44711	Gasoline stations with convenience stores .....	191	624	2 670	20	2	7	11							
447110	Gasoline stations with convenience stores .....	191	624	2 670	20	2	7	11							
452	General merchandise stores .....	319	1 033	4 304	7	1	1	1	3		1				
4521	Department stores .....	(C)	(D)	(D)	2				1		1				
45211	Department stores .....	(C)	(D)	(D)	2				1		1				
453	Miscellaneous store retailers .....	228	642	2 620	24	9	5	6	4						
454	Nonstore retailers .....	126	826	3 236	4	1	1		1	1					
<b>48-49</b>	<b>Transportation &amp; warehousing</b> .....	<b>194</b>	<b>1 168</b>	<b>4 626</b>	<b>31</b>	<b>21</b>	<b>5</b>	<b>3</b>	<b>2</b>						
484	Truck transportation .....	120	752	3 018	26	20	2	3	1						
<b>51</b>	<b>Information</b> .....	<b>239</b>	<b>1 524</b>	<b>4 797</b>	<b>13</b>	<b>5</b>	<b>3</b>	<b>2</b>	<b>1</b>	<b>2</b>					
511	Publishing industries .....	(C)	(D)	(D)	4	2				2					
5111	Newspaper, periodical, book, database publishers .....	(C)	(D)	(D)	4	2				2					
51111	Newspaper publishers .....	(C)	(D)	(D)	2					2					
<b>52</b>	<b>Finance &amp; insurance</b> .....	<b>426</b>	<b>2 802</b>	<b>11 297</b>	<b>55</b>	<b>29</b>	<b>13</b>	<b>8</b>	<b>4</b>	<b>1</b>					
522	Credit intermediation & related activities .....	363	2 268	9 157	33	11	9	8	4	1					
5221	Depository credit intermediation .....	(E)	(D)	(D)	23	4	7	4	1						
52211	Commercial banking .....	210	1 076	4 521	18	4	5	6	3						
522110	Commercial banking .....	210	1 076	4 521	18	4	5	6	3						
<b>53</b>	<b>Real estate &amp; rental &amp; leasing</b> .....	<b>85</b>	<b>275</b>	<b>1 224</b>	<b>25</b>	<b>19</b>	<b>5</b>		<b>1</b>						
<b>54</b>	<b>Professional, scientific &amp; technical services</b> .....	<b>253</b>	<b>1 285</b>	<b>5 136</b>	<b>56</b>	<b>39</b>	<b>9</b>	<b>6</b>	<b>2</b>						
541	Professional, scientific & technical services .....	253	1 285	5 136	56	39	9	6	2						
<b>55</b>	<b>Management of companies &amp; enterprises</b> .....	<b>(B)</b>	<b>(D)</b>	<b>(D)</b>	<b>4</b>	<b>2</b>	<b>1</b>		<b>1</b>						
<b>56</b>	<b>Admin, support, waste mgt, remediation services</b> .....	<b>136</b>	<b>611</b>	<b>2 750</b>	<b>31</b>	<b>22</b>	<b>6</b>	<b>2</b>	<b>1</b>						
561	Administrative & support services .....	(C)	(D)	(D)	29	21	6	2							
<b>61</b>	<b>Educational services</b> .....	<b>(A)</b>	<b>(D)</b>	<b>(D)</b>	<b>2</b>	<b>2</b>									
<b>62</b>	<b>Health care and social assistance</b> .....	<b>2 145</b>	<b>12 885</b>	<b>56 405</b>	<b>88</b>	<b>42</b>	<b>22</b>	<b>6</b>	<b>7</b>	<b>7</b>	<b>3</b>		<b>1</b>		
621	Ambulatory health care services .....	622	4 804	22 993	55	28	16	5	3	2	1				
6211	Offices of physicians .....	245	2 649	12 918	18	9	5	1	1	2					
62111	Offices of physicians .....	245	2 649	12 918	18	9	5	1	1	2					
6216	Home health care services .....	183	887	3 513	3			1	1		1				
62161	Home health care services .....	183	887	3 513	3			1	1		1				
621610	Home health care services .....	183	887	3 513	3			1	1		1				
622	Hospitals .....	(F)	(D)	(D)	1								1		
6221	General medical & surgical hospitals .....	(F)	(D)	(D)	1								1		
62211	General medical & surgical hospitals .....	(F)	(D)	(D)	1								1		
623	Nursing & residential care facilities .....	553	2 270	10 482	16	3	5		3	4	1				
6231	Nursing care facilities .....	481	2 019	9 433	8	1			2	4	1				
62311	Nursing care facilities .....	481	2 019	9 433	8	1			2	4	1				
623110	Nursing care facilities .....	481	2 019	9 433	8	1			2	4	1				
624	Social assistance .....	(E)	(D)	(D)	16	11	1	1	1	1	1				
6241	Individual & family services .....	(C)	(D)	(D)	4	1	1	1		1					
6244	Child day care services .....	194	417	1 917	11	9			1						
62441	Child day care services .....	194	417	1 917	11	9			1						
624410	Child day care services .....	194	417	1 917	11	9			1						
<b>71</b>	<b>Arts, entertainment &amp; recreation</b> .....	<b>177</b>	<b>442</b>	<b>2 003</b>	<b>18</b>	<b>6</b>	<b>4</b>	<b>6</b>	<b>2</b>						
713	Amusement, gambling & recreation industries .....	163	410	1 849	13	2	3	6	2						
7139	Other amusement & recreation industries .....	(C)	(D)	(D)	12	2	3	5	2						
<b>72</b>	<b>Accommodation &amp; food services</b> .....	<b>1 246</b>	<b>2 509</b>	<b>10 983</b>	<b>79</b>	<b>21</b>	<b>13</b>	<b>23</b>	<b>18</b>	<b>4</b>					
722	Food services & drinking places .....	1 180	2 394	10 391	71	17	11	22	17	4					
7221	Full-service restaurants .....	465	963	4 270	37	13	7	9	7	1					
72211	Full-service restaurants .....	465	963	4 270	37	13	7	9	7	1					
722110	Full-service restaurants .....	465	963	4 270	37	13	7	9	7	1					
7222	Limited-service eating places .....	659	1 294	5 522	26		2	11	10	3					
72221	Limited-service eating places .....	659	1 294	5 522	26		2	11	10	3					

See footnotes at end of table.

**Table 6. Counties—Employees, Payroll, and Establishments by Industry: 2000—Con.**

[Excludes most government employees, railroad employees, and self-employed persons. Size class 1 to 4 includes establishments with payroll, but no employees, during mid-March pay period. (D) denotes figures withheld to avoid disclosing data for individual companies; the data are included in broader industry totals. Detailed industries with 100 or more employees are shown if industry was not a (D). For explanation of terms, abbreviations, and data reliability/comparability, see introductory text]

NAICS code	Industry	Number of employees for week including March 12	Payroll (\$1,000)		Total number of establishments	Number of establishments by employment-size class								
			First quarter	Annual		1 to 4	5 to 9	10 to 19	20 to 49	50 to 99	100 to 249	250 to 499	500 to 999	1,000 or more
<b>HENRY—Con.</b>														
<b>81</b>	<b>Other services (except public administration)</b>	<b>639</b>	<b>1 925</b>	<b>8 047</b>	<b>137</b>	<b>95</b>	<b>20</b>	<b>19</b>	<b>3</b>	—	—	—	—	—
811	Repair & maintenance	145	654	2 764	36	26	5	5	—	—	—	—	—	—
812	Personal & laundry services	112	358	1 526	19	8	6	5	—	—	—	—	—	—
813	Religious, grantmaking, civic, prof & like organizations	382	913	3 757	82	61	9	9	3	—	—	—	—	—
8131	Religious organizations	236	553	2 247	57	46	5	4	2	—	—	—	—	—
81311	Religious organizations	236	553	2 247	57	46	5	4	2	—	—	—	—	—
813110	Religious organizations	236	553	2 247	57	46	5	4	2	—	—	—	—	—
<b>99</b>	<b>Unclassified establishments</b>	<b>4</b>	<b>18</b>	<b>61</b>	<b>8</b>	<b>8</b>	—	—	—	—	—	—	—	—
<b>HOWARD</b>														
	<b>Total</b>	<b>44 809</b>	<b>538 559</b>	<b>1 848 892</b>	<b>1 970</b>	<b>938</b>	<b>451</b>	<b>280</b>	<b>198</b>	<b>59</b>	<b>32</b>	<b>4</b>	<b>4</b>	<b>4</b>
<b>21</b>	<b>Mining</b>	<b>(B)</b>	<b>(D)</b>	<b>(D)</b>	<b>3</b>	<b>1</b>	<b>1</b>	—	<b>1</b>	—	—	—	—	—
<b>22</b>	<b>Utilities</b>	<b>199</b>	<b>2 682</b>	<b>10 632</b>	<b>5</b>	<b>1</b>	—	—	<b>2</b>	<b>2</b>	—	—	—	—
221	Utilities	199	2 682	10 632	5	1	—	—	2	2	—	—	—	—
2211	Elec pwr generation, transmsn & distribution	(C)	(D)	(D)	2	—	—	—	1	1	—	—	—	—
22112	Electric pwr transmsn, control & distribution	(C)	(D)	(D)	2	—	—	—	1	1	—	—	—	—
<b>23</b>	<b>Construction</b>	<b>1 454</b>	<b>11 609</b>	<b>52 475</b>	<b>185</b>	<b>117</b>	<b>33</b>	<b>22</b>	<b>8</b>	<b>4</b>	<b>1</b>	—	—	—
233	Building, developing & general contracting	362	2 285	10 536	61	42	13	4	1	1	—	—	—	—
2332	Residential building construction	194	964	3 807	55	41	12	2	—	—	—	—	—	—
23321	Single-family housing construction	177	875	3 425	50	38	10	2	—	—	—	—	—	—
233210	Single-family housing construction	177	875	3 425	50	38	10	2	—	—	—	—	—	—
2333	Nonresidential building construction	168	1 321	6 729	6	1	1	2	1	1	—	—	—	—
23332	Commercial & institutional bldg construction	(C)	(D)	(D)	5	1	1	2	—	1	—	—	—	—
235	Special trade contractors	1 010	8 440	35 953	119	75	17	17	6	3	1	—	—	—
2351	Plumbing, heating & AC contractor	261	2 119	8 646	25	14	2	5	3	1	—	—	—	—
23511	Plumbing, heating & AC contractor	261	2 119	8 646	25	14	2	5	3	1	—	—	—	—
235110	Plumbing, heating & AC contractor	261	2 119	8 646	25	14	2	5	3	1	—	—	—	—
2353	Electrical contractors	334	4 063	16 915	16	7	2	4	1	1	1	—	—	—
23531	Electrical contractors	334	4 063	16 915	16	7	2	4	1	1	1	—	—	—
235310	Electrical contractors	334	4 063	16 915	16	7	2	4	1	1	1	—	—	—
2356	Roofing, siding, & sheet metal contractors	131	703	3 159	13	8	1	2	1	1	—	—	—	—
23561	Roofing, siding, & sheet metal contractors	131	703	3 159	13	8	1	2	1	1	—	—	—	—
235610	Roofing, siding, & sheet metal contractors	131	703	3 159	13	8	1	2	1	1	—	—	—	—
<b>31-33</b>	<b>Manufacturing</b>	<b>20 143</b>	<b>405 347</b>	<b>1 284 399</b>	<b>71</b>	<b>20</b>	<b>12</b>	<b>7</b>	<b>16</b>	<b>4</b>	<b>6</b>	<b>1</b>	<b>1</b>	<b>4</b>
311	Food mfg	140	730	3 080	4	—	3	—	—	—	1	—	—	—
3114	Fruit & veg preserving & specialty food mfg	(C)	(D)	(D)	1	—	—	—	—	—	1	—	—	—
31141	Frozen food mfg	(C)	(D)	(D)	1	—	—	—	—	—	1	—	—	—
326	Plastics & rubber products mfg	539	4 489	18 316	6	1	—	—	2	2	—	1	—	—
3261	Plastics product mfg	539	4 489	18 316	6	1	—	—	2	2	—	1	—	—
32619	Other plastics product mfg	539	4 489	18 316	6	1	—	—	2	2	—	1	—	—
326199	All other plastics product mfg	539	4 489	18 316	6	1	—	—	2	2	—	1	—	—
327	Nonmetallic mineral product mfg	280	2 486	10 153	5	1	1	—	2	—	1	—	—	—
3271	Clay product & refractory mfg	(C)	(D)	(D)	1	—	—	—	—	—	1	—	—	—
32711	Pottery, ceramics & plumbing fixture mfg	(C)	(D)	(D)	1	—	—	—	—	—	1	—	—	—
331	Primary metal mfg	(F)	(D)	(D)	3	1	—	—	—	—	1	—	1	—
3313	Alumina & aluminum production & processing	(C)	(D)	(D)	1	—	—	—	—	—	1	—	—	—
33131	Alumina & aluminum production & processing	(C)	(D)	(D)	1	—	—	—	—	—	1	—	—	—
3314	Nonferrous (exc alum) production & processing	(F)	(D)	(D)	1	—	—	—	—	—	—	—	1	—
33149	Other nonferrous roll, draw, extruding, alloying	(F)	(D)	(D)	1	—	—	—	—	—	—	—	1	—
332	Fabricated metal product mfg	184	1 368	5 963	10	2	1	2	5	—	—	—	—	—
333	Machinery mfg	325	3 521	15 202	8	1	2	2	1	1	1	—	—	—
3332	Industrial machinery mfg	(C)	(D)	(D)	1	—	—	—	—	—	1	—	—	—
33329	Other industrial machinery mfg	(C)	(D)	(D)	1	—	—	—	—	—	1	—	—	—
3335	Metalworking machinery mfg	(C)	(D)	(D)	6	—	2	2	1	1	—	—	—	—
33351	Metalworking machinery mfg	(C)	(D)	(D)	6	—	2	2	1	1	—	—	—	—
333511	Industrial mold mfg	100	1 134	4 458	4	—	2	1	—	1	—	—	—	—
335	Electrical equip, appliance & component mfg	(C)	(D)	(D)	1	—	—	—	—	—	1	—	—	—
3359	Other electrical equipment & component mfg	(C)	(D)	(D)	1	—	—	—	—	—	1	—	—	—
33593	Wiring device mfg	(C)	(D)	(D)	1	—	—	—	—	—	1	—	—	—
336	Transportation equipment mfg	(J)	(D)	(D)	4	—	—	—	—	—	—	—	—	4
3363	Motor vehicle parts mfg	(J)	(D)	(D)	4	—	—	—	—	—	—	—	—	4
33635	MV transmission & power train parts mfg	(J)	(D)	(D)	4	—	—	—	—	—	—	—	—	4
337	Furniture & related product mfg	(C)	(D)	(D)	3	1	—	—	1	—	1	—	—	—
3371	HH & institutional furniture & kitchen cabinet mfg	(C)	(D)	(D)	2	1	—	—	—	—	1	—	—	—
33711	Wood kitchen cabinet & countertop mfg	(C)	(D)	(D)	2	1	—	—	—	—	1	—	—	—

See footnotes at end of table.

**Table 6. Counties—Employees, Payroll, and Establishments by Industry: 2000—Con.**

[Excludes most government employees, railroad employees, and self-employed persons. Size class 1 to 4 includes establishments with payroll, but no employees, during mid-March pay period. (D) denotes figures withheld to avoid disclosing data for individual companies; the data are included in broader industry totals. Detailed industries with 100 or more employees are shown if industry was not a (D). For explanation of terms, abbreviations, and data reliability/comparability, see introductory text]

NAICS code	Industry	Number of employees for week including March 12	Payroll (\$1,000)		Total number of establishments	Number of establishments by employment-size class								
			First quarter	Annual		1 to 4	5 to 9	10 to 19	20 to 49	50 to 99	100 to 249	250 to 499	500 to 999	1,000 or more
<b>HOWARD—Con.</b>														
<b>42</b>	<b>Wholesale trade</b> .....	<b>815</b>	<b>8 968</b>	<b>34 652</b>	<b>104</b>	<b>56</b>	<b>23</b>	<b>16</b>	<b>8</b>	<b>1</b>	—	—	—	—
421	Wholesale trade, durable goods .....	641	7 763	29 046	80	38	22	13	7	—	—	—	—	—
4216	Electrical goods whsle .....	195	3 779	13 815	24	12	5	5	2	—	—	—	—	—
42169	Other electronic parts & equipment whsle .....	129	3 101	11 069	18	9	4	4	1	—	—	—	—	—
421690	Other electronic parts & equipment whsle .....	129	3 101	11 069	18	9	4	4	1	—	—	—	—	—
4218	Machinery, equipment & supplies whsle .....	170	1 444	5 497	21	8	9	2	2	—	—	—	—	—
422	Wholesale trade, nondurable goods .....	174	1 205	5 606	24	18	1	3	1	1	—	—	—	—
<b>44-45</b>	<b>Retail trade</b> .....	<b>5 849</b>	<b>24 695</b>	<b>103 102</b>	<b>403</b>	<b>157</b>	<b>110</b>	<b>79</b>	<b>33</b>	<b>15</b>	<b>7</b>	<b>2</b>	—	—
441	Motor vehicle & parts dealers .....	738	5 829	23 439	48	20	9	9	5	5	—	—	—	—
4411	Automobile dealers .....	534	4 965	19 895	24	12	2	2	3	5	—	—	—	—
44111	New car dealers .....	481	4 569	18 464	9	—	—	1	3	5	—	—	—	—
441110	New car dealers .....	481	4 569	18 464	9	—	—	1	3	5	—	—	—	—
4413	Automotive parts, accessories & tire stores .....	176	717	2 923	18	5	5	6	2	—	—	—	—	—
44131	Automotive parts, accessories & tire stores .....	109	421	1 723	13	5	4	3	1	—	—	—	—	—
441310	Automotive parts, accessories & tire stores .....	109	421	1 723	13	5	4	3	1	—	—	—	—	—
442	Furniture & home furnishing stores .....	129	748	3 474	21	12	4	4	1	—	—	—	—	—
443	Electronics & appliance stores .....	164	884	3 517	17	9	4	1	3	—	—	—	—	—
4431	Electronics & appliance stores .....	164	884	3 517	17	9	4	1	3	—	—	—	—	—
44311	Appliance, TV & all other electronics stores ..	122	631	2 356	11	5	4	—	2	—	—	—	—	—
444	Bldg material & garden equip & supp dealers .....	519	2 511	11 273	38	12	13	7	4	1	1	—	—	—
4441	Building material & supplies dealers .....	460	2 323	10 281	31	10	10	6	3	1	1	—	—	—
44411	Home centers .....	212	960	4 862	3	1	—	—	—	1	1	—	—	—
444110	Home centers .....	212	960	4 862	3	1	—	—	—	1	1	—	—	—
44419	Other building material dealers .....	196	1 160	4 552	21	5	8	6	2	—	—	—	—	—
444190	Other building material dealers .....	196	1 160	4 552	21	5	8	6	2	—	—	—	—	—
445	Food & beverage stores .....	1 074	3 319	12 690	50	10	22	9	3	3	3	—	—	—
4451	Grocery stores .....	943	2 959	11 252	32	5	11	8	2	3	3	—	—	—
44511	Grocery (except convenience) stores .....	828	2 608	9 844	18	3	3	4	2	3	3	—	—	—
445110	Grocery (except convenience) stores .....	828	2 608	9 844	18	3	3	4	2	3	3	—	—	—
44512	Convenience stores .....	115	351	1 408	14	2	8	4	—	—	—	—	—	—
445120	Convenience stores .....	115	351	1 408	14	2	8	4	—	—	—	—	—	—
446	Health & personal care stores .....	367	1 799	7 666	28	9	6	8	4	1	—	—	—	—
4461	Health & personal care stores .....	367	1 799	7 666	28	9	6	8	4	1	—	—	—	—
44611	Pharmacies & drug stores .....	260	1 430	6 160	13	3	1	4	4	1	—	—	—	—
446110	Pharmacies & drug stores .....	260	1 430	6 160	13	3	1	4	4	1	—	—	—	—
447	Gasoline stations .....	322	1 113	4 713	40	9	17	14	—	—	—	—	—	—
4471	Gasoline stations .....	322	1 113	4 713	40	9	17	14	—	—	—	—	—	—
44711	Gasoline stations with convenience stores ..	261	903	3 674	30	5	13	12	—	—	—	—	—	—
447110	Gasoline stations with convenience stores ..	261	903	3 674	30	5	13	12	—	—	—	—	—	—
448	Clothing & clothing accessories stores .....	386	1 201	5 028	53	24	16	11	2	—	—	—	—	—
4481	Clothing stores .....	211	485	2 074	28	15	6	5	2	—	—	—	—	—
451	Sporting goods, hobby, book & music stores .....	186	545	2 219	21	9	5	3	4	—	—	—	—	—
4511	Sporting goods, hobby, musical instrument stores .....	116	356	1 488	13	5	4	2	2	—	—	—	—	—
452	General merchandise stores .....	1 536	5 373	23 451	21	5	3	2	1	5	3	2	—	—
4521	Department stores .....	916	3 314	14 268	8	—	—	—	—	5	2	1	—	—
45211	Department stores .....	916	3 314	14 268	8	—	—	—	—	5	2	1	—	—
452110	Department stores .....	916	3 314	14 268	8	—	—	—	—	5	2	1	—	—
4529	Other general merchandise stores .....	620	2 059	9 183	13	5	3	2	1	—	1	1	—	—
45291	Warehouse clubs & superstores .....	(F)	(D)	(D)	2	—	—	—	—	—	1	1	—	—
453	Miscellaneous store retailers .....	385	990	4 157	60	35	10	10	5	—	—	—	—	—
4531	Florists .....	113	210	899	11	6	—	3	2	—	—	—	—	—
45311	Florists .....	113	210	899	11	6	—	3	2	—	—	—	—	—
453110	Florists .....	113	210	899	11	6	—	3	2	—	—	—	—	—
4532	Office supplies, stationery & gift stores .....	142	359	1 503	22	13	4	3	2	—	—	—	—	—
<b>48-49</b>	<b>Transportation &amp; warehousing</b> .....	<b>445</b>	<b>3 102</b>	<b>13 153</b>	<b>43</b>	<b>23</b>	<b>5</b>	<b>5</b>	<b>9</b>	<b>1</b>	—	—	—	—
484	Truck transportation .....	301	2 336	9 814	32	18	4	5	4	1	—	—	—	—
4841	General freight trucking .....	164	1 527	6 540	19	11	2	3	3	—	—	—	—	—
48412	General freight trucking, long-distance .....	133	1 328	5 741	12	6	2	1	3	—	—	—	—	—
4842	Specialized freight trucking .....	137	809	3 274	13	7	2	2	1	1	—	—	—	—
<b>51</b>	<b>Information</b> .....	<b>986</b>	<b>10 324</b>	<b>41 066</b>	<b>31</b>	<b>10</b>	<b>3</b>	<b>3</b>	<b>9</b>	<b>3</b>	<b>3</b>	—	—	—
511	Publishing industries .....	(C)	(D)	(D)	3	2	—	—	—	—	1	—	—	—
5111	Newspaper, periodical, book, database publishers .....	(C)	(D)	(D)	3	2	—	—	—	—	1	—	—	—
51111	Newspaper publishers .....	(C)	(D)	(D)	1	—	—	—	—	—	1	—	—	—
513	Broadcasting & telecommunications .....	(E)	(D)	(D)	12	5	1	1	3	2	—	—	—	—
5133	Telecommunications .....	(C)	(D)	(D)	8	4	1	1	1	1	—	—	—	—
51331	Wired telecommunications carriers .....	(C)	(D)	(D)	7	4	1	—	1	1	—	—	—	—
514	Information & data processing services .....	(F)	(D)	(D)	13	3	1	2	4	1	2	—	—	—
5142	Data processing services .....	(F)	(D)	(D)	12	2	1	2	4	1	2	—	—	—
51421	Data processing services .....	(F)	(D)	(D)	12	2	1	2	4	1	2	—	—	—

See footnotes at end of table.

**Table 6. Counties—Employees, Payroll, and Establishments by Industry: 2000—Con.**

[Excludes most government employees, railroad employees, and self-employed persons. Size class 1 to 4 includes establishments with payroll, but no employees, during mid-March pay period. (D) denotes figures withheld to avoid disclosing data for individual companies; the data are included in broader industry totals. Detailed industries with 100 or more employees are shown if industry was not a (D). For explanation of terms, abbreviations, and data reliability/comparability, see introductory text]

NAICS code	Industry	Number of employees for week including March 12	Payroll (\$1,000)		Total number of establishments	Number of establishments by employment-size class								
			First quarter	Annual		1 to 4	5 to 9	10 to 19	20 to 49	50 to 99	100 to 249	250 to 499	500 to 999	1,000 or more
<b>HOWARD—Con.</b>														
<b>52</b>	<b>Finance &amp; insurance</b> .....	<b>1 082</b>	<b>8 830</b>	<b>34 597</b>	<b>141</b>	<b>77</b>	<b>42</b>	<b>15</b>	<b>4</b>	<b>1</b>	<b>2</b>	—	—	—
522	Credit intermediation & related activities .....	647	4 883	19 393	67	28	25	10	2	1	1	—	—	—
5221	Depository credit intermediation .....	547	4 160	16 199	45	16	15	10	2	1	1	—	—	—
52211	Commercial banking .....	400	2 903	11 056	30	9	11	8	1	—	1	—	—	—
522110	Commercial banking .....	400	2 903	11 056	30	9	11	8	1	—	1	—	—	—
52213	Credit unions .....	117	1 074	4 374	9	4	2	1	1	1	—	—	—	—
522130	Credit unions .....	117	1 074	4 374	9	4	2	1	1	1	—	—	—	—
524	Insurance carriers & related activities .....	368	3 076	11 500	53	33	13	4	2	—	1	—	—	—
5241	Insurance carriers .....	(C)	(D)	(D)	11	6	3	1	—	—	1	—	—	—
52411	Direct life, health, medical insurance carriers .....	137	1 185	4 188	7	3	2	1	—	—	1	—	—	—
524113	Direct life insurance carriers .....	137	1 185	4 188	7	3	2	1	—	—	1	—	—	—
5242	Agencies & other insurance related activities .....	(C)	(D)	(D)	42	27	10	3	2	—	—	—	—	—
52421	Insurance agencies & brokerages .....	217	1 779	6 901	40	25	10	3	2	—	—	—	—	—
524210	Insurance agencies & brokerages .....	217	1 779	6 901	40	25	10	3	2	—	—	—	—	—
<b>53</b>	<b>Real estate &amp; rental &amp; leasing</b> .....	<b>400</b>	<b>1 850</b>	<b>8 010</b>	<b>87</b>	<b>56</b>	<b>22</b>	<b>5</b>	<b>4</b>	—	—	—	—	—
531	Real estate .....	186	863	3 751	59	45	12	1	1	—	—	—	—	—
5311	Lessors of real estate .....	113	466	2 115	29	20	7	1	1	—	—	—	—	—
532	Rental & leasing services .....	214	987	4 259	28	11	10	4	3	—	—	—	—	—
5322	Consumer goods rental .....	123	474	1 877	13	4	5	2	2	—	—	—	—	—
<b>54</b>	<b>Professional, scientific &amp; technical services</b> .....	<b>551</b>	<b>3 687</b>	<b>15 868</b>	<b>109</b>	<b>67</b>	<b>24</b>	<b>14</b>	<b>4</b>	—	—	—	—	—
541	Professional, scientific & technical services .....	551	3 687	15 868	109	67	24	14	4	—	—	—	—	—
5411	Legal services .....	158	1 025	4 989	43	32	8	3	—	—	—	—	—	—
54111	Offices of lawyers .....	(C)	(D)	(D)	41	30	8	3	—	—	—	—	—	—
5413	Architectural, engineering & related services .....	119	985	3 978	14	5	4	4	1	—	—	—	—	—
<b>55</b>	<b>Management of companies &amp; enterprises</b> .....	<b>75</b>	<b>987</b>	<b>3 890</b>	<b>6</b>	<b>4</b>	—	—	<b>2</b>	—	—	—	—	—
<b>56</b>	<b>Admin, support, waste mgt, remediation services</b> .....	<b>1 769</b>	<b>8 434</b>	<b>36 692</b>	<b>99</b>	<b>53</b>	<b>16</b>	<b>20</b>	<b>2</b>	<b>4</b>	<b>3</b>	—	<b>1</b>	—
561	Administrative & support services .....	(G)	(D)	(D)	95	52	16	19	1	3	3	—	1	—
5613	Employment services .....	1 204	5 784	24 496	19	5	1	6	1	2	3	—	1	—
56132	Temporary help services .....	1 002	4 393	18 533	12	2	—	5	1	1	2	—	1	—
561320	Temporary help services .....	1 002	4 393	18 533	12	2	—	5	1	1	2	—	1	—
56133	Employee leasing services .....	(C)	(D)	(D)	6	2	1	1	—	1	1	—	—	—
5617	Services to buildings & dwellings .....	284	1 014	4 829	53	35	10	7	—	1	—	—	—	—
56172	Janitorial services .....	110	241	1 005	18	9	4	5	—	—	—	—	—	—
561720	Janitorial services .....	110	241	1 005	18	9	4	5	—	—	—	—	—	—
562	Waste management & remediation services .....	(C)	(D)	(D)	4	1	—	1	1	1	—	—	—	—
5622	Waste treatment & disposal .....	(C)	(D)	(D)	2	—	—	1	—	1	—	—	—	—
56221	Waste treatment & disposal .....	(C)	(D)	(D)	2	—	—	1	—	1	—	—	—	—
<b>61</b>	<b>Educational services</b> .....	<b>207</b>	<b>713</b>	<b>2 790</b>	<b>19</b>	<b>7</b>	<b>5</b>	<b>3</b>	<b>4</b>	—	—	—	—	—
611	Educational services .....	207	713	2 790	19	7	5	3	4	—	—	—	—	—
6111	Elementary & secondary schools .....	119	436	1 742	7	2	2	—	3	—	—	—	—	—
61111	Elementary & secondary schools .....	119	436	1 742	7	2	2	—	3	—	—	—	—	—
611110	Elementary & secondary schools .....	119	436	1 742	7	2	2	—	3	—	—	—	—	—
<b>62</b>	<b>Health care and social assistance</b> .....	<b>4 699</b>	<b>29 632</b>	<b>132 381</b>	<b>184</b>	<b>86</b>	<b>47</b>	<b>22</b>	<b>15</b>	<b>4</b>	<b>7</b>	<b>1</b>	<b>2</b>	—
621	Ambulatory health care services .....	1 693	12 050	57 151	138	67	42	13	11	3	1	1	—	—
6211	Offices of physicians .....	457	5 532	27 755	52	28	14	3	6	—	1	—	—	—
62111	Offices of physicians .....	457	5 532	27 755	52	28	14	3	6	—	1	—	—	—
621111	Offices of physicians (exc mental health) .....	452	5 482	27 381	48	24	14	3	6	—	1	—	—	—
6212	Offices of dentists .....	353	2 565	12 727	45	17	17	9	1	1	—	—	—	—
62121	Offices of dentists .....	353	2 565	12 727	45	17	17	9	1	1	—	—	—	—
621210	Offices of dentists .....	353	2 565	12 727	45	17	17	9	1	1	—	—	—	—
6213	Offices of other health practitioners .....	(C)	(D)	(D)	30	21	8	—	—	1	—	—	—	—
62134	Offices of PT, OT, speech therapy & audiology .....	104	959	3 662	5	4	—	—	—	1	—	—	—	—
621340	Offices of PT, OT, speech therapy & audiology .....	104	959	3 662	5	4	—	—	—	1	—	—	—	—
6214	Outpatient care centers .....	563	1 841	8 302	6	1	1	—	3	—	—	1	—	—
62149	Other outpatient care centers .....	(F)	(D)	(D)	4	—	—	—	3	—	—	1	—	—
6216	Home health care services .....	115	664	2 677	4	—	1	1	1	1	—	—	—	—
62161	Home health care services .....	115	664	2 677	4	—	1	1	1	1	—	—	—	—
621610	Home health care services .....	115	664	2 677	4	—	1	1	1	1	—	—	—	—
622	Hospitals .....	1 957	13 200	56 611	4	—	—	1	—	—	1	—	2	—
6221	General medical & surgical hospitals .....	(G)	(D)	(D)	2	—	—	—	—	—	—	—	2	—
62211	General medical & surgical hospitals .....	(G)	(D)	(D)	2	—	—	—	—	—	—	—	2	—
6223	Other specialty hospitals .....	(C)	(D)	(D)	2	—	—	1	—	—	1	—	—	—
62231	Other specialty hospitals .....	(C)	(D)	(D)	2	—	—	1	—	—	1	—	—	—
623	Nursing & residential care facilities .....	740	3 520	14 930	12	1	—	6	—	—	5	—	—	—
6231	Nursing care facilities .....	537	2 590	11 232	5	1	—	—	—	—	4	—	—	—
62311	Nursing care facilities .....	537	2 590	11 232	5	1	—	—	—	—	4	—	—	—
623110	Nursing care facilities .....	537	2 590	11 232	5	1	—	—	—	—	4	—	—	—
6232	Residential mental retardation, health facil .....	(C)	(D)	(D)	3	—	—	—	—	—	1	—	—	—
62321	Residential mental retardation facilities .....	(C)	(D)	(D)	3	—	—	2	—	—	1	—	—	—

See footnotes at end of table.

**Table 6. Counties—Employees, Payroll, and Establishments by Industry: 2000—Con.**

[Excludes most government employees, railroad employees, and self-employed persons. Size class 1 to 4 includes establishments with payroll, but no employees, during mid-March pay period. (D) denotes figures withheld to avoid disclosing data for individual companies; the data are included in broader industry totals. Detailed industries with 100 or more employees are shown if industry was not a (D). For explanation of terms, abbreviations, and data reliability/comparability, see introductory text]

NAICS code	Industry	Number of employees for week including March 12	Payroll (\$1,000)		Total number of establishments	Number of establishments by employment-size class								
			First quarter	Annual		1 to 4	5 to 9	10 to 19	20 to 49	50 to 99	100 to 249	250 to 499	500 to 999	1,000 or more
<b>HOWARD—Con.</b>														
<b>62</b>	<b>Health care and social assistance—Con.</b>													
624	Social assistance .....	309	862	3 689	30	18	5	2	4	1	—	—	—	—
6241	Individual & family services .....	170	525	2 296	9	3	2	1	2	1	—	—	—	—
62419	Other individual & family services .....	135	411	1 775	6	2	2	—	1	1	—	—	—	—
624190	Other individual & family services .....	135	411	1 775	6	2	2	—	1	1	—	—	—	—
6244	Child day care services .....	124	296	1 211	15	10	2	1	2	—	—	—	—	—
62441	Child day care services .....	124	296	1 211	15	10	2	1	2	—	—	—	—	—
624410	Child day care services .....	124	296	1 211	15	10	2	1	2	—	—	—	—	—
<b>71</b>	<b>Arts, entertainment &amp; recreation .....</b>	<b>288</b>	<b>752</b>	<b>3 546</b>	<b>25</b>	<b>13</b>	<b>3</b>	<b>4</b>	<b>4</b>	<b>1</b>	—	—	—	—
713	Amusement, gambling & recreation industries .....	(E)	(D)	(D)	24	13	2	4	4	1	—	—	—	—
7139	Other amusement & recreation industries .....	(E)	(D)	(D)	23	12	2	4	4	1	—	—	—	—
71391	Golf courses & country clubs .....	108	334	1 894	4	—	—	3	—	1	—	—	—	—
713910	Golf courses & country clubs .....	108	334	1 894	4	—	—	3	—	1	—	—	—	—
<b>72</b>	<b>Accommodation &amp; food services .....</b>	<b>3 615</b>	<b>8 619</b>	<b>37 562</b>	<b>175</b>	<b>47</b>	<b>30</b>	<b>29</b>	<b>51</b>	<b>16</b>	<b>2</b>	—	—	—
721	Accommodation .....	229	523	2 366	12	2	2	2	6	—	—	—	—	—
7211	Traveler accommodation .....	229	523	2 366	12	2	2	2	6	—	—	—	—	—
72111	Hotels (exc casino hotels) & motels .....	229	523	2 366	12	2	2	2	6	—	—	—	—	—
721110	Hotels (exc casino hotels) & motels .....	229	523	2 366	12	2	2	2	6	—	—	—	—	—
722	Food services & drinking places .....	3 386	8 096	35 196	163	45	28	27	45	16	2	—	—	—
7221	Full-service restaurants .....	1 615	4 005	16 368	44	7	5	2	19	9	2	—	—	—
72211	Full-service restaurants .....	1 615	4 005	16 368	44	7	5	2	19	9	2	—	—	—
722110	Full-service restaurants .....	1 615	4 005	16 368	44	7	5	2	19	9	2	—	—	—
7222	Limited-service eating places .....	1 480	3 366	15 655	82	18	14	20	24	6	—	—	—	—
72221	Limited-service eating places .....	1 480	3 366	15 655	82	18	14	20	24	6	—	—	—	—
722211	Limited-service restaurants .....	1 371	3 168	14 690	69	10	13	17	23	6	—	—	—	—
7224	Drinking places (alcoholic beverages) .....	(C)	(D)	(D)	32	18	9	3	1	1	—	—	—	—
72241	Drinking places (alcoholic beverages) .....	(C)	(D)	(D)	32	18	9	3	1	1	—	—	—	—
<b>81</b>	<b>Other services (except public administration) .....</b>	<b>2 156</b>	<b>7 795</b>	<b>31 624</b>	<b>262</b>	<b>128</b>	<b>73</b>	<b>36</b>	<b>21</b>	<b>3</b>	<b>1</b>	—	—	—
811	Repair & maintenance .....	442	2 054	8 656	75	49	19	3	3	1	—	—	—	—
8111	Automotive repair & maintenance .....	342	1 589	6 555	56	36	15	3	1	1	—	—	—	—
81111	Automotive mechanical & electrical R&M .....	108	608	2 400	27	18	8	1	—	—	—	—	—	—
811119	Other automotive R&M .....	199	731	3 067	14	6	4	2	1	1	—	—	—	—
812	Personal & laundry services .....	493	1 937	7 027	54	22	15	12	4	1	—	—	—	—
8121	Personal care services .....	170	479	1 996	26	12	10	2	2	—	—	—	—	—
81211	Hair, nail & skin care services .....	140	415	1 729	20	8	9	1	2	—	—	—	—	—
8122	Death care services .....	(C)	(D)	(D)	8	1	—	6	1	—	—	—	—	—
8123	Drycleaning & laundry services .....	180	694	2 732	15	5	5	3	1	1	—	—	—	—
81233	Linen & uniform supply .....	(C)	(D)	(D)	2	—	—	—	1	1	—	—	—	—
813	Religious, grantmaking, civic, prof & like organizations .....	1 221	3 804	15 941	133	57	39	21	14	1	1	—	—	—
8131	Religious organizations .....	740	2 412	10 079	92	41	31	11	8	—	1	—	—	—
81311	Religious organizations .....	740	2 412	10 079	92	41	31	11	8	—	1	—	—	—
813110	Religious organizations .....	740	2 412	10 079	92	41	31	11	8	—	1	—	—	—
8134	Civic & social organizations .....	214	562	2 471	17	8	3	3	2	1	—	—	—	—
81341	Civic & social organizations .....	214	562	2 471	17	8	3	3	2	1	—	—	—	—
813410	Civic & social organizations .....	214	562	2 471	17	8	3	3	2	1	—	—	—	—
8139	Business, labor, political, like organizations .....	203	610	2 449	18	6	4	5	3	—	—	—	—	—
81393	Labor unions & similar labor organizations .....	175	481	1 910	13	4	2	4	3	—	—	—	—	—
813930	Labor unions & similar labor organizations .....	175	481	1 910	13	4	2	4	3	—	—	—	—	—
<b>95</b>	<b>Auxiliaries (exc corporate, subsidiary &amp; regional mgt) .....</b>	<b>(B)</b>	<b>(D)</b>	<b>(D)</b>	<b>4</b>	<b>2</b>	<b>1</b>	<b>—</b>	<b>1</b>	<b>—</b>	<b>—</b>	<b>—</b>	<b>—</b>	<b>—</b>
<b>99</b>	<b>Unclassified establishments .....</b>	<b>(A)</b>	<b>(D)</b>	<b>(D)</b>	<b>14</b>	<b>13</b>	<b>1</b>	<b>—</b>	<b>—</b>	<b>—</b>	<b>—</b>	<b>—</b>	<b>—</b>	<b>—</b>
<b>HUNTINGTON</b>														
	<b>Total .....</b>	<b>15 784</b>	<b>93 759</b>	<b>384 595</b>	<b>881</b>	<b>414</b>	<b>204</b>	<b>138</b>	<b>64</b>	<b>33</b>	<b>18</b>	<b>7</b>	<b>3</b>	<b>—</b>
<b>11</b>	<b>Forestry, fishing, hunting, and agriculture support .....</b>	<b>(A)</b>	<b>(D)</b>	<b>(D)</b>	<b>1</b>	<b>—</b>	<b>—</b>	<b>1</b>	<b>—</b>	<b>—</b>	<b>—</b>	<b>—</b>	<b>—</b>	<b>—</b>
<b>21</b>	<b>Mining .....</b>	<b>73</b>	<b>518</b>	<b>2 372</b>	<b>3</b>	<b>—</b>	<b>—</b>	<b>1</b>	<b>2</b>	<b>—</b>	<b>—</b>	<b>—</b>	<b>—</b>	<b>—</b>
<b>22</b>	<b>Utilities .....</b>	<b>55</b>	<b>671</b>	<b>2 773</b>	<b>4</b>	<b>1</b>	<b>1</b>	<b>1</b>	<b>1</b>	<b>—</b>	<b>—</b>	<b>—</b>	<b>—</b>	<b>—</b>
<b>23</b>	<b>Construction .....</b>	<b>425</b>	<b>2 514</b>	<b>13 342</b>	<b>81</b>	<b>56</b>	<b>12</b>	<b>10</b>	<b>2</b>	<b>1</b>	<b>—</b>	<b>—</b>	<b>—</b>	<b>—</b>
235	Special trade contractors .....	266	1 579	7 812	51	35	7	7	2	—	—	—	—	—
<b>31-33</b>	<b>Manufacturing .....</b>	<b>6 378</b>	<b>48 467</b>	<b>197 285</b>	<b>81</b>	<b>22</b>	<b>8</b>	<b>15</b>	<b>8</b>	<b>12</b>	<b>9</b>	<b>5</b>	<b>2</b>	<b>—</b>
311	Food mfg .....	(E)	(D)	(D)	7	3	1	1	—	1	1	—	—	—
3115	Dairy product mfg .....	(C)	(D)	(D)	2	—	—	—	—	1	1	—	—	—
31152	Ice cream & frozen dessert mfg .....	(C)	(D)	(D)	1	—	—	—	—	—	1	—	—	—
321	Wood product mfg .....	107	442	2 138	4	1	—	2	—	1	—	—	—	—
3219	Other wood product mfg .....	107	442	2 138	4	1	—	2	—	1	—	—	—	—
32199	All other wood product mfg .....	107	442	2 138	4	1	—	2	—	1	—	—	—	—
322	Paper mfg .....	(C)	(D)	(D)	2	—	—	—	—	2	—	—	—	—
3222	Converted paper product mfg .....	(C)	(D)	(D)	2	—	—	—	—	2	—	—	—	—
32221	Paperboard container mfg .....	(C)	(D)	(D)	2	—	—	—	—	2	—	—	—	—
325	Chemical mfg .....	(C)	(D)	(D)	3	2	—	—	—	—	1	—	—	—
3256	Soap, cleaners & toilet preparation mfg .....	(C)	(D)	(D)	2	1	—	—	—	—	1	—	—	—
32561	Soap & cleaning compound mfg .....	(C)	(D)	(D)	2	1	—	—	—	—	1	—	—	—

See footnotes at end of table.



**Table 6. Counties—Employees, Payroll, and Establishments by Industry: 2000—Con.**

[Excludes most government employees, railroad employees, and self-employed persons. Size class 1 to 4 includes establishments with payroll, but no employees, during mid-March pay period. (D) denotes figures withheld to avoid disclosing data for individual companies; the data are included in broader industry totals. Detailed industries with 100 or more employees are shown if industry was not a (D). For explanation of terms, abbreviations, and data reliability/comparability, see introductory text]

NAICS code	Industry	Number of employees for week including March 12	Payroll (\$1,000)		Total number of establishments	Number of establishments by employment-size class								
			First quarter	Annual		1 to 4	5 to 9	10 to 19	20 to 49	50 to 99	100 to 249	250 to 499	500 to 999	1,000 or more
<b>HUNTINGTON—Con.</b>														
<b>31-33 Manufacturing—Con.</b>														
326	Plastics & rubber products mfg	(C)	(D)	(D)	4	1	1	—	1	—	1	—	—	—
3262	Rubber product mfg	(C)	(D)	(D)	1	—	—	—	—	—	1	—	—	—
32629	Other rubber product mfg	(C)	(D)	(D)	1	—	—	—	—	—	1	—	—	—
327	Nonmetallic mineral product mfg	136	1 005	4 864	4	1	—	1	1	1	—	—	—	—
331	Primary metal mfg	(C)	(D)	(D)	2	—	—	—	1	—	1	—	—	—
3315	Foundries	(C)	(D)	(D)	1	—	—	—	—	—	1	—	—	—
33152	Nonferrous metal foundries	(C)	(D)	(D)	1	—	—	—	—	—	1	—	—	—
332	Fabricated metal product mfg	1 011	6 914	27 762	14	3	1	3	2	3	1	1	—	—
3325	Hardware mfg	(E)	(D)	(D)	1	—	—	—	—	—	—	1	—	—
33251	Hardware mfg	(E)	(D)	(D)	1	—	—	—	—	—	—	1	—	—
3327	Mach shops, turn prod, screw, nut, bolt mfg	113	1 007	4 121	9	3	1	3	2	—	—	—	—	—
3328	Coating, engrave, heat treating & oth activity	(C)	(D)	(D)	1	—	—	—	—	—	1	—	—	—
33281	Coating, engrave, heat treating & oth activity	(C)	(D)	(D)	1	—	—	—	—	—	1	—	—	—
333	Machinery mfg	468	4 004	17 149	16	3	2	6	2	2	1	—	—	—
3335	Metalworking machinery mfg	(C)	(D)	(D)	9	2	2	3	2	—	—	—	—	—
33351	Metalworking machinery mfg	(C)	(D)	(D)	9	2	2	3	2	—	—	—	—	—
3339	Other general purpose machinery mfg	343	2 861	12 748	5	—	—	2	—	2	1	—	—	—
33392	Material handling equipment mfg	(C)	(D)	(D)	2	—	—	—	—	2	—	—	—	—
33399	All other general purpose machinery mfg	(C)	(D)	(D)	3	—	—	2	—	—	1	—	—	—
334	Computer & electronic product mfg	1 625	11 841	49 216	4	—	—	—	—	2	—	—	2	—
3344	Semiconductor & oth electronic component mfg	(F)	(D)	(D)	2	—	—	—	—	1	—	—	1	—
33441	Semiconductor & oth electronic component mfg	(F)	(D)	(D)	2	—	—	—	—	1	—	—	1	—
3345	Nav, measuring, medical, control instruments mfg	(F)	(D)	(D)	1	—	—	—	—	—	—	—	1	—
33451	Nav, measuring, medical, control instruments mfg	(F)	(D)	(D)	1	—	—	—	—	—	—	—	1	—
335	Electrical equip, appliance & component mfg	(E)	(D)	(D)	2	—	—	—	—	—	2	—	—	—
3353	Electrical equipment mfg	(C)	(D)	(D)	1	—	—	—	—	—	1	—	—	—
33531	Electrical equipment mfg	(C)	(D)	(D)	1	—	—	—	—	—	1	—	—	—
3359	Other electrical equipment & component mfg	(C)	(D)	(D)	1	—	—	—	—	—	1	—	—	—
33593	Wiring device mfg	(C)	(D)	(D)	1	—	—	—	—	—	1	—	—	—
336	Transportation equipment mfg	1 835	16 007	60 375	8	1	—	2	—	—	1	4	—	—
3363	Motor vehicle parts mfg	(G)	(D)	(D)	5	—	—	—	—	—	1	4	—	—
33631	Motor vehicle gas engine & engine parts mfg	(E)	(D)	(D)	1	—	—	—	—	—	—	1	—	—
33633	Motor vehicle steering & suspension parts mfg	(E)	(D)	(D)	1	—	—	—	—	—	—	1	—	—
33634	Motor vehicle brake system mfg	(E)	(D)	(D)	1	—	—	—	—	—	—	1	—	—
33639	Other motor vehicle parts mfg	(F)	(D)	(D)	2	—	—	—	—	—	1	1	—	—
<b>42</b>	<b>Wholesale trade</b>	<b>464</b>	<b>3 252</b>	<b>13 548</b>	<b>48</b>	<b>18</b>	<b>14</b>	<b>10</b>	<b>4</b>	<b>2</b>	—	—	—	—
421	Wholesale trade, durable goods	210	1 477	6 446	22	10	5	4	2	1	—	—	—	—
422	Wholesale trade, nondurable goods	254	1 775	7 102	26	8	9	6	2	1	—	—	—	—
<b>44-45</b>	<b>Retail trade</b>	<b>1 947</b>	<b>7 791</b>	<b>30 103</b>	<b>163</b>	<b>64</b>	<b>48</b>	<b>34</b>	<b>11</b>	<b>3</b>	<b>3</b>	—	—	—
441	Motor vehicle & parts dealers	218	1 457	5 000	24	12	6	2	4	—	—	—	—	—
4411	Automobile dealers	160	1 209	3 957	16	9	2	2	3	—	—	—	—	—
44111	New car dealers	127	1 047	3 324	6	1	—	2	3	—	—	—	—	—
441110	New car dealers	127	1 047	3 324	6	1	—	2	3	—	—	—	—	—
444	Bldg material & garden equip & supp dealers	284	1 973	6 524	18	7	4	6	—	—	1	—	—	—
4441	Building material & supplies dealers	257	1 843	5 859	12	4	1	6	—	—	1	—	—	—
44413	Hardware stores	210	1 361	4 508	6	1	1	3	—	—	1	—	—	—
444130	Hardware stores	210	1 361	4 508	6	1	1	3	—	—	1	—	—	—
445	Food & beverage stores	448	1 194	4 745	26	8	7	7	1	2	1	—	—	—
4451	Grocery stores	405	1 133	4 481	16	3	3	6	1	2	1	—	—	—
44511	Grocery (except convenience) stores	328	1 002	3 961	9	2	1	2	1	2	1	—	—	—
445110	Grocery (except convenience) stores	328	1 002	3 961	9	2	1	2	1	2	1	—	—	—
447	Gasoline stations	214	532	2 661	25	8	10	5	2	—	—	—	—	—
4471	Gasoline stations	214	532	2 661	25	8	10	5	2	—	—	—	—	—
44711	Gasoline stations with convenience stores	186	421	1 837	19	5	7	5	2	—	—	—	—	—
447110	Gasoline stations with convenience stores	186	421	1 837	19	5	7	5	2	—	—	—	—	—
452	General merchandise stores	323	941	3 992	6	1	2	1	—	1	1	—	—	—
4521	Department stores	(E)	(D)	(D)	2	—	—	—	—	1	1	—	—	—
45211	Department stores	(E)	(D)	(D)	2	—	—	—	—	1	1	—	—	—
454	Nonstore retailers	101	573	2 421	10	2	4	3	1	—	—	—	—	—
<b>48-49</b>	<b>Transportation &amp; warehousing</b>	<b>809</b>	<b>6 603</b>	<b>25 972</b>	<b>32</b>	<b>18</b>	<b>3</b>	<b>2</b>	<b>4</b>	<b>3</b>	<b>2</b>	—	—	—
484	Truck transportation	617	5 110	20 612	25	15	2	2	3	1	2	—	—	—
4841	General freight trucking	294	2 234	9 585	13	7	1	2	2	—	1	—	—	—
48412	General freight trucking, long-distance	(E)	(D)	(D)	10	6	1	1	1	—	1	—	—	—
4842	Specialized freight trucking	323	2 876	11 027	12	8	1	—	1	1	1	—	—	—
48423	Specialized freight (exc used) trucking, LDist	(C)	(D)	(D)	2	1	—	—	—	—	1	—	—	—
488	Transportation support activities	(C)	(D)	(D)	5	3	1	—	—	1	—	—	—	—

See footnotes at end of table.

**Table 6. Counties—Employees, Payroll, and Establishments by Industry: 2000—Con.**

[Excludes most government employees, railroad employees, and self-employed persons. Size class 1 to 4 includes establishments with payroll, but no employees, during mid-March pay period. (D) denotes figures withheld to avoid disclosing data for individual companies; the data are included in broader industry totals. Detailed industries with 100 or more employees are shown if industry was not a (D). For explanation of terms, abbreviations, and data reliability/comparability, see introductory text]

NAICS code	Industry	Number of employees for week including March 12	Payroll (\$1,000)		Total number of establishments	Number of establishments by employment-size class								
			First quarter	Annual		1 to 4	5 to 9	10 to 19	20 to 49	50 to 99	100 to 249	250 to 499	500 to 999	1,000 or more
<b>HUNTINGTON—Con.</b>														
<b>51</b>	<b>Information</b> .....	<b>289</b>	<b>2 020</b>	<b>7 886</b>	<b>11</b>	<b>4</b>	<b>3</b>	<b>1</b>	<b>2</b>	—	<b>1</b>	—	—	—
5111	Publishing industries .....	(C)	(D)	(D)	3	1	—	—	1	—	1	—	—	—
51111	Newspaper, periodical, book, database publishers .....	(C)	(D)	(D)	3	1	—	—	1	—	1	—	—	—
51111	Newspaper publishers .....	(C)	(D)	(D)	3	1	—	—	1	—	1	—	—	—
<b>52</b>	<b>Finance &amp; insurance</b> .....	<b>238</b>	<b>1 870</b>	<b>7 186</b>	<b>47</b>	<b>27</b>	<b>13</b>	<b>6</b>	<b>1</b>	—	—	—	—	—
522	Credit intermediation & related activities .....	181	1 480	5 667	26	9	11	5	1	—	—	—	—	—
5221	Depository credit intermediation .....	(C)	(D)	(D)	22	6	11	4	1	—	—	—	—	—
<b>53</b>	<b>Real estate &amp; rental &amp; leasing</b> .....	<b>100</b>	<b>325</b>	<b>1 378</b>	<b>27</b>	<b>20</b>	<b>5</b>	<b>2</b>	—	—	—	—	—	—
<b>54</b>	<b>Professional, scientific &amp; technical services</b> .....	<b>332</b>	<b>2 540</b>	<b>10 969</b>	<b>46</b>	<b>30</b>	<b>9</b>	<b>5</b>	—	<b>2</b>	—	—	—	—
541	Professional, scientific & technical services .....	332	2 540	10 969	46	30	9	5	—	2	—	—	—	—
5412	Accounting, tax prep, bookkeep, payroll services .....	145	1 435	6 141	13	8	2	2	—	1	—	—	—	—
54121	Accounting, tax prep, bookkeep, payroll services .....	145	1 435	6 141	13	8	2	2	—	1	—	—	—	—
<b>55</b>	<b>Management of companies &amp; enterprises</b> .....	<b>129</b>	<b>739</b>	<b>3 754</b>	<b>5</b>	<b>3</b>	<b>1</b>	—	—	—	<b>1</b>	—	—	—
551	Management of companies & enterprises .....	129	739	3 754	5	3	1	—	—	—	1	—	—	—
5511	Management of companies & enterprises .....	129	739	3 754	5	3	1	—	—	—	1	—	—	—
55111	Management of companies & enterprises .....	129	739	3 754	5	3	1	—	—	—	1	—	—	—
<b>56</b>	<b>Admin, support, waste mgt, remediation services</b> .....	<b>391</b>	<b>1 430</b>	<b>5 777</b>	<b>34</b>	<b>19</b>	<b>6</b>	<b>3</b>	<b>4</b>	<b>2</b>	—	—	—	—
561	Administrative & support services .....	(E)	(D)	(D)	33	19	6	2	4	2	—	—	—	—
5613	Employment services .....	(C)	(D)	(D)	2	—	—	—	—	2	—	—	—	—
56132	Temporary help services .....	(C)	(D)	(D)	2	—	—	—	—	2	—	—	—	—
5617	Services to buildings & dwellings .....	148	407	2 205	19	12	3	1	3	—	—	—	—	—
<b>61</b>	<b>Educational services</b> .....	<b>(F)</b>	<b>(D)</b>	<b>(D)</b>	<b>4</b>	<b>2</b>	—	<b>1</b>	—	—	—	—	<b>1</b>	—
611	Educational services .....	(F)	(D)	(D)	4	2	—	1	—	—	—	—	1	—
6113	Colleges, universities & professional schools .....	(F)	(D)	(D)	2	1	—	—	—	—	—	—	1	—
61131	Colleges, universities & professional schools .....	(F)	(D)	(D)	2	1	—	—	—	—	—	—	1	—
<b>62</b>	<b>Health care and social assistance</b> .....	<b>1 596</b>	<b>8 422</b>	<b>34 282</b>	<b>61</b>	<b>19</b>	<b>22</b>	<b>10</b>	<b>3</b>	<b>3</b>	<b>2</b>	<b>2</b>	—	—
621	Ambulatory health care services .....	254	1 601	7 450	34	9	17	7	1	—	—	—	—	—
622	Hospitals .....	(E)	(D)	(D)	1	—	—	—	—	—	—	1	—	—
6221	General medical & surgical hospitals .....	(E)	(D)	(D)	1	—	—	—	—	—	—	1	—	—
62211	General medical & surgical hospitals .....	(E)	(D)	(D)	1	—	—	—	—	—	—	1	—	—
623	Nursing & residential care facilities .....	787	3 300	13 314	15	4	3	2	2	2	1	1	—	—
6231	Nursing care facilities .....	315	1 225	4 977	5	1	—	—	1	2	1	—	—	—
62311	Nursing care facilities .....	315	1 225	4 977	5	1	—	—	1	2	1	—	—	—
623110	Nursing care facilities .....	315	1 225	4 977	5	1	—	—	1	2	1	—	—	—
6233	Community care facilities for the elderly .....	(E)	(D)	(D)	2	—	—	1	—	—	—	1	—	—
62331	Community care facilities for the elderly .....	(E)	(D)	(D)	2	—	—	1	—	—	—	1	—	—
624	Social assistance .....	(E)	(D)	(D)	11	6	2	1	—	1	1	—	—	—
6243	Vocational rehabilitation services .....	(C)	(D)	(D)	1	—	—	—	—	—	1	—	—	—
62431	Vocational rehabilitation services .....	(C)	(D)	(D)	1	—	—	—	—	—	1	—	—	—
<b>71</b>	<b>Arts, entertainment &amp; recreation</b> .....	<b>145</b>	<b>351</b>	<b>1 517</b>	<b>19</b>	<b>12</b>	<b>4</b>	<b>2</b>	—	<b>1</b>	—	—	—	—
713	Amusement, gambling & recreation industries .....	(C)	(D)	(D)	15	9	3	2	—	1	—	—	—	—
7139	Other amusement & recreation industries .....	128	190	829	13	7	3	2	—	1	—	—	—	—
<b>72</b>	<b>Accommodation &amp; food services</b> .....	<b>1 135</b>	<b>2 297</b>	<b>9 772</b>	<b>78</b>	<b>21</b>	<b>16</b>	<b>19</b>	<b>19</b>	<b>3</b>	—	—	—	—
722	Food services & drinking places .....	1 075	2 122	9 084	73	21	14	17	18	3	—	—	—	—
7221	Full-service restaurants .....	461	920	3 700	29	7	6	8	6	2	—	—	—	—
72211	Full-service restaurants .....	461	920	3 700	29	7	6	8	6	2	—	—	—	—
722110	Full-service restaurants .....	461	920	3 700	29	7	6	8	6	2	—	—	—	—
7222	Limited-service eating places .....	450	851	3 799	27	5	5	6	11	—	—	—	—	—
72221	Limited-service eating places .....	450	851	3 799	27	5	5	6	11	—	—	—	—	—
7223	Special food services .....	(C)	(D)	(D)	4	—	—	2	1	1	—	—	—	—
72231	Food service contractors .....	107	214	977	3	—	—	1	1	1	—	—	—	—
722310	Food service contractors .....	107	214	977	3	—	—	1	1	1	—	—	—	—
<b>81</b>	<b>Other services (except public administration)</b> .....	<b>744</b>	<b>2 425</b>	<b>10 238</b>	<b>134</b>	<b>77</b>	<b>38</b>	<b>15</b>	<b>3</b>	<b>1</b>	—	—	—	—
811	Repair & maintenance .....	153	670	2 912	29	18	8	2	1	—	—	—	—	—
812	Personal & laundry services .....	144	427	2 036	34	19	13	2	—	—	—	—	—	—
813	Religious, grantmaking, civic, prof & like organizations .....	447	1 328	5 290	71	40	17	11	2	1	—	—	—	—
8131	Religious organizations .....	300	934	3 716	44	25	8	10	—	1	—	—	—	—
81311	Religious organizations .....	300	934	3 716	44	25	8	10	—	1	—	—	—	—
813110	Religious organizations .....	300	934	3 716	44	25	8	10	—	1	—	—	—	—
<b>95</b>	<b>Auxiliaries (exc corporate, subsidiary &amp; regional mgt)</b> .....	<b>(A)</b>	<b>(D)</b>	<b>(D)</b>	<b>1</b>	—	<b>1</b>	—	—	—	—	—	—	—
<b>99</b>	<b>Unclassified establishments</b> .....	<b>(A)</b>	<b>(D)</b>	<b>(D)</b>	<b>1</b>	<b>1</b>	—	—	—	—	—	—	—	—

See footnotes at end of table.

**Table 6. Counties—Employees, Payroll, and Establishments by Industry: 2000—Con.**

[Excludes most government employees, railroad employees, and self-employed persons. Size class 1 to 4 includes establishments with payroll, but no employees, during mid-March pay period. (D) denotes figures withheld to avoid disclosing data for individual companies; the data are included in broader industry totals. Detailed industries with 100 or more employees are shown if industry was not a (D). For explanation of terms, abbreviations, and data reliability/comparability, see introductory text]

NAICS code	Industry	Number of employees for week including March 12	Payroll (\$1,000)		Total number of establishments	Number of establishments by employment-size class								
			First quarter	Annual		1 to 4	5 to 9	10 to 19	20 to 49	50 to 99	100 to 249	250 to 499	500 to 999	1,000 or more
<b>JACKSON</b>														
	<b>Total</b> .....	<b>19 217</b>	<b>122 029</b>	<b>513 502</b>	<b>1 075</b>	<b>535</b>	<b>239</b>	<b>151</b>	<b>90</b>	<b>29</b>	<b>20</b>	<b>6</b>	<b>2</b>	<b>3</b>
<b>11</b>	<b>Forestry, fishing, hunting, and agriculture support</b> .....	<b>14</b>	<b>37</b>	<b>121</b>	<b>5</b>	<b>4</b>	<b>1</b>	—	—	—	—	—	—	—
<b>21</b>	<b>Mining</b> .....	<b>(B)</b>	<b>(D)</b>	<b>(D)</b>	<b>2</b>	—	<b>1</b>	<b>1</b>	—	—	—	—	—	—
<b>22</b>	<b>Utilities</b> .....	<b>132</b>	<b>1 362</b>	<b>5 791</b>	<b>7</b>	<b>2</b>	<b>1</b>	<b>2</b>	<b>1</b>	<b>1</b>	—	—	—	—
221	Utilities .....	132	1 362	5 791	7	2	1	2	1	1	—	—	—	—
2211	Elec pwr generation, transmsn & distribution ...	(C)	(D)	(D)	4	2	—	—	1	1	—	—	—	—
22112	Electric pwr transmsn, control & distribution ..	(C)	(D)	(D)	4	2	—	—	1	1	—	—	—	—
<b>23</b>	<b>Construction</b> .....	<b>741</b>	<b>4 320</b>	<b>18 834</b>	<b>115</b>	<b>77</b>	<b>18</b>	<b>14</b>	<b>5</b>	—	<b>1</b>	—	—	—
233	Building, developing & general contracting .....	233	1 121	4 433	47	36	3	5	3	—	—	—	—	—
2332	Residential building construction .....	156	666	2 796	37	30	1	5	1	—	—	—	—	—
23321	Single-family housing construction .....	138	556	2 345	34	28	1	4	1	—	—	—	—	—
233210	Single-family housing construction .....	138	556	2 345	34	28	1	4	1	—	—	—	—	—
234	Heavy construction .....	234	1 883	8 234	6	1	2	1	1	—	<b>1</b>	—	—	—
2349	Other heavy construction .....	(C)	(D)	(D)	5	1	1	1	1	—	<b>1</b>	—	—	—
23491	Water, sewer & pipeline construction .....	(C)	(D)	(D)	1	—	—	—	—	—	<b>1</b>	—	—	—
235	Special trade contractors .....	274	1 316	6 167	62	40	13	8	1	—	—	—	—	—
<b>31-33</b>	<b>Manufacturing</b> .....	<b>6 920</b>	<b>58 785</b>	<b>246 195</b>	<b>91</b>	<b>26</b>	<b>16</b>	<b>16</b>	<b>7</b>	<b>9</b>	<b>12</b>	<b>3</b>	—	<b>2</b>
321	Wood product mfg .....	344	2 102	9 019	14	3	2	6	1	1	1	—	—	—
3212	Veneer, plywood & engineered wood product mfg .....	242	1 597	7 053	4	—	—	2	—	1	1	—	—	—
32121	Veneer, plywood & engineered wood product mfg .....	242	1 597	7 053	4	—	—	2	—	1	1	—	—	—
322	Paper mfg .....	491	3 616	13 687	7	—	—	1	2	2	2	—	—	—
3221	Pulp, paper & paperboard mills .....	(C)	(D)	(D)	2	—	—	—	1	—	<b>1</b>	—	—	—
32212	Paper mills .....	(C)	(D)	(D)	1	—	—	—	—	—	<b>1</b>	—	—	—
3222	Converted paper product mfg .....	(E)	(D)	(D)	5	—	—	1	1	2	1	—	—	—
32221	Paperboard container mfg .....	133	746	2 918	3	—	—	1	1	1	—	—	—	—
32222	Paper bag & coated & treated paper mfg .....	(C)	(D)	(D)	1	—	—	—	—	—	<b>1</b>	—	—	—
323	Printing & related support activities .....	(E)	(D)	(D)	4	2	—	—	1	—	<b>1</b>	—	—	—
3231	Printing & related support activities .....	(E)	(D)	(D)	4	2	—	—	1	—	<b>1</b>	—	—	—
32311	Printing .....	(E)	(D)	(D)	4	2	—	—	1	—	<b>1</b>	—	—	—
325	Chemical mfg .....	(E)	(D)	(D)	3	—	1	1	—	—	<b>1</b>	—	—	—
3254	Pharmaceutical & medicine mfg .....	(C)	(D)	(D)	1	—	—	—	—	—	<b>1</b>	—	—	—
32541	Pharmaceutical & medicine mfg .....	(C)	(D)	(D)	1	—	—	—	—	—	<b>1</b>	—	—	—
326	Plastics & rubber products mfg .....	443	2 725	11 114	6	—	1	2	—	2	1	—	—	—
3261	Plastics product mfg .....	443	2 725	11 114	6	—	1	2	—	2	1	—	—	—
32616	Plastics bottle mfg .....	(E)	(D)	(D)	2	—	—	—	—	<b>1</b>	<b>1</b>	—	—	—
331	Primary metal mfg .....	(E)	(D)	(D)	3	—	1	—	—	—	<b>1</b>	<b>1</b>	—	—
3311	Iron & steel mills & ferroalloy mfg .....	(C)	(D)	(D)	1	—	—	—	—	—	<b>1</b>	—	—	—
33111	Iron & steel mills & ferroalloy mfg .....	(C)	(D)	(D)	1	—	—	—	—	—	<b>1</b>	—	—	—
3312	Steel product mfg from purchased steel .....	(E)	(D)	(D)	1	—	—	—	—	—	—	<b>1</b>	—	—
33121	Iron, steel pipe & tube mfg from purchased steel .....	(E)	(D)	(D)	1	—	—	—	—	—	—	<b>1</b>	—	—
332	Fabricated metal product mfg .....	449	2 919	12 214	14	6	3	—	—	3	2	—	—	—
3322	Cutlery & handtool mfg .....	(C)	(D)	(D)	1	—	—	—	—	—	<b>1</b>	—	—	—
33221	Cutlery & handtool mfg .....	(C)	(D)	(D)	1	—	—	—	—	—	<b>1</b>	—	—	—
3329	Other fabricated metal product mfg .....	(C)	(D)	(D)	3	2	—	—	—	—	<b>1</b>	—	—	—
33299	All other fabricated metal product mfg .....	(C)	(D)	(D)	3	2	—	—	—	—	<b>1</b>	—	—	—
333	Machinery mfg .....	571	7 266	29 925	14	5	3	2	2	1	—	<b>1</b>	—	—
3335	Metalworking machinery mfg .....	(C)	(D)	(D)	11	4	3	1	2	1	—	—	—	—
33351	Metalworking machinery mfg .....	(C)	(D)	(D)	11	4	3	1	2	1	—	—	—	—
333511	Industrial mold mfg .....	111	971	4 368	3	—	—	—	2	1	—	—	—	—
3336	Engine, turbine & power transmsn equip mfg ...	(E)	(D)	(D)	2	—	—	1	—	—	—	—	<b>1</b>	—
33361	Engine, turbine & power transmsn equip mfg .	(E)	(D)	(D)	2	—	—	1	—	—	—	—	<b>1</b>	—
335	Electrical equip, appliance & component mfg .....	(C)	(D)	(D)	3	1	—	1	—	—	<b>1</b>	—	—	—
3359	Other electrical equipment & component mfg ...	(C)	(D)	(D)	2	1	—	—	—	—	<b>1</b>	—	—	—
33592	Communication & energy wire & cable mfg ...	(C)	(D)	(D)	1	—	—	—	—	—	<b>1</b>	—	—	—
336	Transportation equipment mfg .....	3 134	28 555	117 560	5	1	—	—	—	—	<b>1</b>	<b>1</b>	—	<b>2</b>
3363	Motor vehicle parts mfg .....	3 134	28 555	117 560	5	1	—	—	—	—	<b>1</b>	<b>1</b>	—	<b>2</b>
33631	Motor vehicle gas engine & engine parts mfg .	(G)	(D)	(D)	1	—	—	—	—	—	—	—	—	<b>1</b>
33632	MV electrical & electronic equipment mfg ....	(G)	(D)	(D)	2	1	—	—	—	—	—	—	—	<b>1</b>
33635	MV transmission & power train parts mfg ....	(C)	(D)	(D)	1	—	—	—	—	—	<b>1</b>	—	—	—
33637	Motor vehicle metal stamping .....	(E)	(D)	(D)	1	—	—	—	—	—	—	<b>1</b>	—	—
339	Miscellaneous mfg .....	(E)	(D)	(D)	4	1	2	—	—	—	<b>1</b>	—	—	—
3399	Other miscellaneous mfg .....	(E)	(D)	(D)	4	1	2	—	—	—	<b>1</b>	—	—	—
33999	All other misc mfg .....	(E)	(D)	(D)	2	—	1	—	—	—	<b>1</b>	—	—	—
<b>42</b>	<b>Wholesale trade</b> .....	<b>497</b>	<b>3 744</b>	<b>15 908</b>	<b>53</b>	<b>26</b>	<b>9</b>	<b>11</b>	<b>6</b>	<b>1</b>	—	—	—	—
421	Wholesale trade, durable goods .....	237	1 991	8 758	30	15	5	7	3	—	—	—	—	—
422	Wholesale trade, nondurable goods .....	260	1 753	7 150	23	11	4	4	3	1	—	—	—	—
4224	Grocery & related product whse .....	178	1 146	4 575	6	1	1	—	3	1	—	—	—	—
42249	Other grocery & related products whse .....	(C)	(D)	(D)	5	1	1	—	2	1	—	—	—	—

See footnotes at end of table.

**Table 6. Counties—Employees, Payroll, and Establishments by Industry: 2000—Con.**

[Excludes most government employees, railroad employees, and self-employed persons. Size class 1 to 4 includes establishments with payroll, but no employees, during mid-March pay period. (D) denotes figures withheld to avoid disclosing data for individual companies; the data are included in broader industry totals. Detailed industries with 100 or more employees are shown if industry was not a (D). For explanation of terms, abbreviations, and data reliability/comparability, see introductory text]

NAICS code	Industry	Number of employees for week including March 12	Payroll (\$1,000)		Total number of establishments	Number of establishments by employment-size class								
			First quarter	Annual		1 to 4	5 to 9	10 to 19	20 to 49	50 to 99	100 to 249	250 to 499	500 to 999	1,000 or more
<b>JACKSON—Con.</b>														
<b>44-45</b>	<b>Retail trade</b> .....	<b>2 543</b>	<b>10 870</b>	<b>44 590</b>	<b>225</b>	<b>93</b>	<b>70</b>	<b>38</b>	<b>16</b>	<b>6</b>	<b>1</b>	<b>1</b>	<b>—</b>	<b>—</b>
441	Motor vehicle & parts dealers .....	333	2 101	8 763	24	8	4	7	3	2	—	—	—	—
4411	Automobile dealers .....	181	1 342	5 574	15	6	3	3	2	1	—	—	—	—
44111	New car dealers .....	151	1 207	4 965	7	1	1	2	2	1	—	—	—	—
441110	New car dealers .....	151	1 207	4 965	7	1	1	2	2	1	—	—	—	—
4413	Automotive parts, accessories & tire stores .....	(C)	(D)	(D)	8	2	—	4	1	1	—	—	—	—
442	Furniture & home furnishing stores .....	108	476	1 994	17	8	5	3	1	—	—	—	—	—
444	Bldg material & garden equip & supp dealers .....	192	1 137	4 589	21	7	7	5	2	—	—	—	—	—
4441	Building material & supplies dealers .....	(C)	(D)	(D)	18	5	6	5	2	—	—	—	—	—
44419	Other building material dealers .....	135	926	3 667	12	3	3	4	2	—	—	—	—	—
444190	Other building material dealers .....	135	926	3 667	12	3	3	4	2	—	—	—	—	—
445	Food & beverage stores .....	337	1 091	3 647	21	8	8	1	2	1	1	—	—	—
4451	Grocery stores .....	(E)	(D)	(D)	11	6	1	—	2	1	1	—	—	—
44511	Grocery (except convenience) stores .....	273	882	2 748	10	6	—	—	2	1	1	—	—	—
445110	Grocery (except convenience) stores .....	273	882	2 748	10	6	—	—	2	1	1	—	—	—
446	Health & personal care stores .....	114	517	2 303	14	8	2	2	2	—	—	—	—	—
4461	Health & personal care stores .....	114	517	2 303	14	8	2	2	2	—	—	—	—	—
447	Gasoline stations .....	288	1 178	4 649	34	10	16	7	—	1	—	—	—	—
4471	Gasoline stations .....	288	1 178	4 649	34	10	16	7	—	1	—	—	—	—
44711	Gasoline stations with convenience stores .....	158	513	2 337	22	6	9	7	—	—	—	—	—	—
447110	Gasoline stations with convenience stores .....	158	513	2 337	22	6	9	7	—	—	—	—	—	—
44719	Other gasoline stations .....	130	665	2 312	12	4	7	—	—	1	—	—	—	—
447190	Other gasoline stations .....	130	665	2 312	12	4	7	—	—	1	—	—	—	—
448	Clothing & clothing accessories stores .....	328	1 073	4 484	35	14	14	5	—	2	—	—	—	—
4481	Clothing stores .....	261	848	3 575	21	7	7	5	—	2	—	—	—	—
44814	Family clothing stores .....	128	427	1 630	6	1	2	2	—	1	—	—	—	—
448140	Family clothing stores .....	128	427	1 630	6	1	2	2	—	1	—	—	—	—
452	General merchandise stores .....	534	2 163	9 143	9	2	3	1	2	—	—	1	—	—
4529	Other general merchandise stores .....	534	2 163	9 143	9	2	3	1	2	—	—	1	—	—
45291	Warehouse clubs & superstores .....	(E)	(D)	(D)	1	—	—	—	—	—	—	1	—	—
453	Miscellaneous store retailers .....	181	577	2 629	22	10	5	4	3	—	—	—	—	—
<b>48-49</b>	<b>Transportation &amp; warehousing</b> .....	<b>948</b>	<b>6 499</b>	<b>27 742</b>	<b>42</b>	<b>20</b>	<b>11</b>	<b>5</b>	<b>4</b>	<b>—</b>	<b>1</b>	<b>1</b>	<b>—</b>	<b>—</b>
484	Truck transportation .....	838	5 621	24 128	31	14	9	4	2	—	1	1	—	—
4841	General freight trucking .....	748	4 945	21 332	19	8	6	2	1	—	1	1	—	—
48411	General freight trucking, local .....	(E)	(D)	(D)	5	2	2	—	—	—	—	1	—	—
48412	General freight trucking, long-distance .....	(E)	(D)	(D)	14	6	4	2	1	—	1	—	—	—
484121	General freight trucking, long-distance, TL .....	314	3 581	16 094	10	5	2	1	—	1	—	—	—	—
<b>51</b>	<b>Information</b> .....	<b>133</b>	<b>931</b>	<b>3 847</b>	<b>9</b>	<b>3</b>	<b>2</b>	<b>2</b>	<b>2</b>	<b>—</b>	<b>—</b>	<b>—</b>	<b>—</b>	<b>—</b>
<b>52</b>	<b>Finance &amp; insurance</b> .....	<b>505</b>	<b>3 305</b>	<b>13 121</b>	<b>65</b>	<b>39</b>	<b>15</b>	<b>6</b>	<b>3</b>	<b>2</b>	<b>—</b>	<b>—</b>	<b>—</b>	<b>—</b>
522	Credit intermediation & related activities .....	393	2 567	9 895	30	12	9	4	3	2	—	—	—	—
5221	Depository credit intermediation .....	(E)	(D)	(D)	23	6	8	4	3	2	—	—	—	—
52211	Commercial banking .....	229	1 458	5 247	17	4	7	3	2	1	—	—	—	—
522110	Commercial banking .....	229	1 458	5 247	17	4	7	3	2	1	—	—	—	—
52212	Savings institutions .....	(C)	(D)	(D)	4	1	1	—	1	1	—	—	—	—
<b>53</b>	<b>Real estate &amp; rental &amp; leasing</b> .....	<b>120</b>	<b>461</b>	<b>2 116</b>	<b>36</b>	<b>29</b>	<b>3</b>	<b>4</b>	<b>—</b>	<b>—</b>	<b>—</b>	<b>—</b>	<b>—</b>	<b>—</b>
<b>54</b>	<b>Professional, scientific &amp; technical services</b> .....	<b>289</b>	<b>1 707</b>	<b>7 443</b>	<b>65</b>	<b>43</b>	<b>15</b>	<b>4</b>	<b>3</b>	<b>—</b>	<b>—</b>	<b>—</b>	<b>—</b>	<b>—</b>
541	Professional, scientific & technical services .....	289	1 707	7 443	65	43	15	4	3	—	—	—	—	—
<b>55</b>	<b>Management of companies &amp; enterprises</b> .....	<b>342</b>	<b>2 658</b>	<b>9 898</b>	<b>3</b>	<b>—</b>	<b>—</b>	<b>—</b>	<b>1</b>	<b>1</b>	<b>—</b>	<b>1</b>	<b>—</b>	<b>—</b>
551	Management of companies & enterprises .....	342	2 658	9 898	3	—	—	—	1	1	—	1	—	—
5511	Management of companies & enterprises .....	342	2 658	9 898	3	—	—	—	1	1	—	1	—	—
55111	Management of companies & enterprises .....	342	2 658	9 898	3	—	—	—	1	1	—	1	—	—
551114	Corp, subsidiary & regional managing offices .....	342	2 658	9 898	3	—	—	—	1	1	—	1	—	—
<b>56</b>	<b>Admin, support, waste mgt, remediation services</b> .....	<b>609</b>	<b>2 726</b>	<b>13 110</b>	<b>48</b>	<b>27</b>	<b>7</b>	<b>6</b>	<b>5</b>	<b>1</b>	<b>2</b>	<b>—</b>	<b>—</b>	<b>—</b>
561	Administrative & support services .....	550	2 179	10 795	45	27	7	4	4	1	2	—	—	—
5613	Employment services .....	375	1 442	6 763	9	3	1	1	1	1	2	—	—	—
56132	Temporary help services .....	(E)	(D)	(D)	8	3	—	1	1	1	2	—	—	—
<b>61</b>	<b>Educational services</b> .....	<b>54</b>	<b>218</b>	<b>869</b>	<b>5</b>	<b>2</b>	<b>1</b>	<b>1</b>	<b>1</b>	<b>—</b>	<b>—</b>	<b>—</b>	<b>—</b>	<b>—</b>
<b>62</b>	<b>Health care and social assistance</b> .....	<b>2 061</b>	<b>10 866</b>	<b>46 830</b>	<b>80</b>	<b>38</b>	<b>18</b>	<b>12</b>	<b>6</b>	<b>2</b>	<b>2</b>	<b>—</b>	<b>2</b>	<b>—</b>
621	Ambulatory health care services .....	380	3 505	16 912	49	22	14	8	5	—	—	—	—	—
6211	Offices of physicians .....	205	2 365	12 092	19	5	8	3	3	—	—	—	—	—
62111	Offices of physicians .....	205	2 365	12 092	19	5	8	3	3	—	—	—	—	—
622	Hospitals .....	(F)	(D)	(D)	1	—	—	—	—	—	—	—	1	—
6221	General medical & surgical hospitals .....	(F)	(D)	(D)	1	—	—	—	—	—	—	—	1	—
62211	General medical & surgical hospitals .....	(F)	(D)	(D)	1	—	—	—	—	—	—	—	1	—
623	Nursing & residential care facilities .....	439	1 881	7 994	9	1	3	1	—	2	2	—	—	—
6231	Nursing care facilities .....	400	1 717	7 321	4	—	—	—	—	2	2	—	—	—
62311	Nursing care facilities .....	400	1 717	7 321	4	—	—	—	—	2	2	—	—	—
623110	Nursing care facilities .....	400	1 717	7 321	4	—	—	—	—	2	2	—	—	—
624	Social assistance .....	(F)	(D)	(D)	21	15	1	3	1	—	—	—	1	—
6243	Vocational rehabilitation services .....	(F)	(D)	(D)	2	—	—	—	—	1	—	—	—	1
62431	Vocational rehabilitation services .....	(F)	(D)	(D)	2	—	—	—	—	1	—	—	—	1

See footnotes at end of table.

**Table 6. Counties—Employees, Payroll, and Establishments by Industry: 2000—Con.**

[Excludes most government employees, railroad employees, and self-employed persons. Size class 1 to 4 includes establishments with payroll, but no employees, during mid-March pay period. (D) denotes figures withheld to avoid disclosing data for individual companies; the data are included in broader industry totals. Detailed industries with 100 or more employees are shown if industry was not a (D). For explanation of terms, abbreviations, and data reliability/comparability, see introductory text]

NAICS code	Industry	Number of employees for week including March 12	Payroll (\$1,000)		Total number of establishments	Number of establishments by employment-size class									
			First quarter	Annual		1 to 4	5 to 9	10 to 19	20 to 49	50 to 99	100 to 249	250 to 499	500 to 999	1,000 or more	
<b>JACKSON—Con.</b>															
<b>71</b>	<b>Arts, entertainment &amp; recreation</b> .....	<b>40</b>	<b>110</b>	<b>560</b>	<b>13</b>	<b>11</b>	<b>1</b>	<b>1</b>	—	—	—	—	—	—	
<b>72</b>	<b>Accommodation &amp; food services</b> .....	<b>1 353</b>	<b>3 024</b>	<b>12 754</b>	<b>71</b>	<b>19</b>	<b>11</b>	<b>15</b>	<b>20</b>	<b>5</b>	<b>1</b>	—	—	—	
721	Accommodation .....	155	326	1 472	10	2	2	4	1	1	—	—	—	—	
7211	Traveler accommodation .....	155	326	1 472	10	2	2	4	1	1	—	—	—	—	
72111	Hotels (exc casino hotels) & motels .....	(C)	(D)	(D)	9	1	2	4	1	1	—	—	—	—	
722	Food services & drinking places .....	1 198	2 698	11 282	61	17	9	11	19	4	1	—	—	—	
7221	Full-service restaurants .....	494	1 141	4 916	19	3	5	2	7	1	1	—	—	—	
72211	Full-service restaurants .....	494	1 141	4 916	19	3	5	2	7	1	1	—	—	—	
722110	Full-service restaurants .....	494	1 141	4 916	19	3	5	2	7	1	1	—	—	—	
7222	Limited-service eating places .....	668	1 480	6 063	37	12	3	7	12	3	—	—	—	—	
72221	Limited-service eating places .....	668	1 480	6 063	37	12	3	7	12	3	—	—	—	—	
722211	Limited-service restaurants .....	643	1 460	5 932	33	9	3	7	11	3	—	—	—	—	
<b>81</b>	<b>Other services (except public administration)</b> .....	<b>712</b>	<b>2 607</b>	<b>10 586</b>	<b>128</b>	<b>71</b>	<b>37</b>	<b>13</b>	<b>7</b>	—	—	—	—	—	
811	Repair & maintenance .....	171	922	3 902	36	23	7	5	1	—	—	—	—	—	
8111	Automotive repair & maintenance .....	127	650	2 675	25	15	5	5	—	—	—	—	—	—	
812	Personal & laundry services .....	181	554	2 321	31	18	9	2	2	—	—	—	—	—	
813	Religious, grantmaking, civic, prof & like organizations .....	360	1 131	4 363	61	30	21	6	4	—	—	—	—	—	
8131	Religious organizations .....	229	752	2 843	38	20	11	4	3	—	—	—	—	—	
81311	Religious organizations .....	229	752	2 843	38	20	11	4	3	—	—	—	—	—	
813110	Religious organizations .....	229	752	2 843	38	20	11	4	3	—	—	—	—	—	
<b>95</b>	<b>Auxiliaries (exc corporate, subsidiary &amp; regional mgt)</b> .....	<b>(G)</b>	<b>(D)</b>	<b>(D)</b>	<b>9</b>	<b>3</b>	<b>1</b>	—	<b>3</b>	<b>1</b>	—	—	—	<b>1</b>	
<b>99</b>	<b>Unclassified establishments</b> .....	<b>(A)</b>	<b>(D)</b>	<b>(D)</b>	<b>3</b>	<b>2</b>	<b>1</b>	—	—	—	—	—	—	—	
<b>JASPER</b>															
	<b>Total</b> .....	<b>10 035</b>	<b>58 406</b>	<b>245 238</b>	<b>782</b>	<b>442</b>	<b>158</b>	<b>92</b>	<b>52</b>	<b>25</b>	<b>7</b>	<b>5</b>	<b>1</b>	—	
<b>11</b>	<b>Forestry, fishing, hunting, and agriculture support</b> .....	<b>(A)</b>	<b>(D)</b>	<b>(D)</b>	<b>1</b>	<b>1</b>	—	—	—	—	—	—	—	—	
<b>21</b>	<b>Mining</b> .....	<b>(B)</b>	<b>(D)</b>	<b>(D)</b>	<b>2</b>	—	—	<b>2</b>	—	—	—	—	—	—	
<b>22</b>	<b>Utilities</b> .....	<b>(E)</b>	<b>(D)</b>	<b>(D)</b>	<b>3</b>	<b>2</b>	—	—	—	—	—	<b>1</b>	—	—	
221	Utilities .....	(E)	(D)	(D)	3	2	—	—	—	—	—	1	—	—	
2211	Elec pwr generation, transmsn & distribution ...	(E)	(D)	(D)	2	1	—	—	—	—	—	1	—	—	
22111	Electric power generation .....	(E)	(D)	(D)	1	—	—	—	—	—	—	1	—	—	
<b>23</b>	<b>Construction</b> .....	<b>850</b>	<b>6 617</b>	<b>26 825</b>	<b>125</b>	<b>93</b>	<b>19</b>	<b>8</b>	<b>3</b>	<b>1</b>	—	<b>1</b>	—	—	
233	Building, developing & general contracting .....	606	5 246	20 716	51	33	10	4	2	1	—	1	—	—	
2332	Residential building construction .....	(C)	(D)	(D)	42	31	7	3	1	—	—	—	—	—	
23321	Single-family housing construction .....	157	763	3 032	40	29	7	3	1	—	—	—	—	—	
233210	Single-family housing construction .....	157	763	3 032	40	29	7	3	1	—	—	—	—	—	
2333	Nonresidential building construction .....	440	4 422	17 334	8	1	3	1	1	1	—	1	—	—	
23332	Commercial & institutional bldg construction ..	(E)	(D)	(D)	6	1	2	1	—	1	—	1	—	—	
235	Special trade contractors .....	231	1 280	5 713	70	57	8	4	1	—	—	—	—	—	
<b>31-33</b>	<b>Manufacturing</b> .....	<b>1 617</b>	<b>11 159</b>	<b>47 052</b>	<b>39</b>	<b>15</b>	<b>4</b>	<b>5</b>	<b>7</b>	<b>4</b>	<b>3</b>	<b>1</b>	—	—	
311	Food mfg .....	209	1 559	7 086	6	1	1	1	1	2	—	—	—	—	
326	Plastics & rubber products mfg .....	(C)	(D)	(D)	3	1	—	—	1	1	—	—	—	—	
3261	Plastics product mfg .....	(C)	(D)	(D)	3	1	—	—	1	1	—	—	—	—	
327	Nonmetallic mineral product mfg .....	194	1 635	7 086	9	2	2	3	1	1	—	—	—	—	
3274	Lime & gypsum product mfg .....	(C)	(D)	(D)	2	—	—	—	1	1	—	—	—	—	
32742	Gypsum product mfg .....	(C)	(D)	(D)	2	—	—	—	1	1	—	—	—	—	
332	Fabricated metal product mfg .....	656	4 324	18 501	6	2	—	—	2	—	1	1	—	—	
3321	Forging & stamping .....	(C)	(D)	(D)	1	—	—	—	—	—	1	—	—	—	
33211	Forging & stamping .....	(C)	(D)	(D)	1	—	—	—	—	—	1	—	—	—	
3326	Spring & wire product mfg .....	(E)	(D)	(D)	1	—	—	—	—	—	—	1	—	—	
33261	Spring & wire product mfg .....	(E)	(D)	(D)	1	—	—	—	—	—	—	1	—	—	
334	Computer & electronic product mfg .....	(C)	(D)	(D)	2	1	—	—	—	—	1	—	—	—	
3344	Semiconductor & oth electronic component mfg .....	(C)	(D)	(D)	1	—	—	—	—	—	1	—	—	—	
33441	Semiconductor & oth electronic component mfg .....	(C)	(D)	(D)	1	—	—	—	—	—	1	—	—	—	
336	Transportation equipment mfg .....	(C)	(D)	(D)	1	—	—	—	—	—	1	—	—	—	
3362	Motor vehicle body & trailer mfg .....	(C)	(D)	(D)	1	—	—	—	—	—	1	—	—	—	
33621	Motor vehicle body & trailer mfg .....	(C)	(D)	(D)	1	—	—	—	—	—	1	—	—	—	
<b>42</b>	<b>Wholesale trade</b> .....	<b>225</b>	<b>1 471</b>	<b>7 099</b>	<b>37</b>	<b>17</b>	<b>13</b>	<b>7</b>	—	—	—	—	—	—	
421	Wholesale trade, durable goods .....	107	601	2 949	20	10	8	2	—	—	—	—	—	—	
422	Wholesale trade, nondurable goods .....	118	870	4 150	17	7	5	5	—	—	—	—	—	—	

See footnotes at end of table.

**Table 6. Counties—Employees, Payroll, and Establishments by Industry: 2000—Con.**

[Excludes most government employees, railroad employees, and self-employed persons. Size class 1 to 4 includes establishments with payroll, but no employees, during mid-March pay period. (D) denotes figures withheld to avoid disclosing data for individual companies; the data are included in broader industry totals. Detailed industries with 100 or more employees are shown if industry was not a (D). For explanation of terms, abbreviations, and data reliability/comparability, see introductory text]

NAICS code	Industry	Number of employees for week including March 12	Payroll (\$1,000)		Total number of establishments	Number of establishments by employment-size class								
			First quarter	Annual		1 to 4	5 to 9	10 to 19	20 to 49	50 to 99	100 to 249	250 to 499	500 to 999	1,000 or more
<b>JASPER—Con.</b>														
<b>44-45</b>	<b>Retail trade</b> .....	<b>1 825</b>	<b>7 192</b>	<b>29 038</b>	<b>153</b>	<b>65</b>	<b>41</b>	<b>26</b>	<b>13</b>	<b>6</b>	<b>2</b>	—	—	—
441	Motor vehicle & parts dealers .....	188	1 227	5 412	23	10	6	4	3	—	—	—	—	—
4411	Automobile dealers .....	103	817	3 312	9	3	1	3	2	—	—	—	—	—
444	Bldg material & garden equip & supp dealers .....	259	1 743	6 418	24	12	5	2	4	1	—	—	—	—
4441	Building material & supplies dealers .....	197	1 372	4 356	15	6	4	1	3	1	—	—	—	—
44419	Other building material dealers .....	158	1 253	3 866	11	5	3	—	2	1	—	—	—	—
444190	Other building material dealers .....	158	1 253	3 866	11	5	3	—	2	1	—	—	—	—
445	Food & beverage stores .....	407	620	2 671	12	5	1	2	1	2	1	—	—	—
4451	Grocery stores .....	377	560	2 423	7	2	—	1	1	2	1	—	—	—
44511	Grocery (except convenience) stores .....	377	560	2 423	7	2	—	1	1	2	1	—	—	—
445110	Grocery (except convenience) stores .....	377	560	2 423	7	2	—	1	1	2	1	—	—	—
446	Health & personal care stores .....	198	1 101	4 143	10	1	2	4	2	1	—	—	—	—
4461	Health & personal care stores .....	198	1 101	4 143	10	1	2	4	2	1	—	—	—	—
44611	Pharmacies & drug stores .....	(C)	(D)	(D)	9	1	1	4	2	1	—	—	—	—
447	Gasoline stations .....	353	1 112	4 649	28	5	11	9	1	2	—	—	—	—
4471	Gasoline stations .....	353	1 112	4 649	28	5	11	9	1	2	—	—	—	—
44711	Gasoline stations with convenience stores .....	165	482	2 061	17	2	8	7	—	—	—	—	—	—
447110	Gasoline stations with convenience stores .....	165	482	2 061	17	2	8	7	—	—	—	—	—	—
44719	Other gasoline stations .....	188	630	2 588	11	3	3	2	1	2	—	—	—	—
447190	Other gasoline stations .....	188	630	2 588	11	3	3	2	1	2	—	—	—	—
452	General merchandise stores .....	208	670	2 665	8	1	5	—	1	—	1	—	—	—
4521	Department stores .....	(C)	(D)	(D)	1	—	—	—	—	—	1	—	—	—
45211	Department stores .....	(C)	(D)	(D)	1	—	—	—	—	—	1	—	—	—
<b>48-49</b>	<b>Transportation &amp; warehousing</b> .....	<b>858</b>	<b>6 727</b>	<b>27 472</b>	<b>66</b>	<b>45</b>	<b>6</b>	<b>5</b>	<b>5</b>	<b>4</b>	—	<b>1</b>	—	—
484	Truck transportation .....	(F)	(D)	(D)	60	42	5	5	4	3	—	1	—	—
4841	General freight trucking .....	543	4 748	19 282	29	18	3	2	3	2	—	1	—	—
48412	General freight trucking, long-distance .....	536	4 709	19 058	24	13	3	2	3	2	—	1	—	—
4842	Specialized freight trucking .....	(C)	(D)	(D)	31	24	2	3	1	1	—	—	—	—
488	Transportation support activities .....	(C)	(D)	(D)	3	—	1	—	1	1	—	—	—	—
<b>51</b>	<b>Information</b> .....	<b>122</b>	<b>654</b>	<b>2 395</b>	<b>9</b>	<b>4</b>	<b>1</b>	<b>2</b>	<b>2</b>	—	—	—	—	—
<b>52</b>	<b>Finance &amp; insurance</b> .....	<b>198</b>	<b>1 296</b>	<b>5 653</b>	<b>33</b>	<b>20</b>	<b>10</b>	<b>1</b>	<b>1</b>	<b>1</b>	—	—	—	—
522	Credit intermediation & related activities .....	142	812	3 885	13	4	6	1	1	1	—	—	—	—
5221	Depository credit intermediation .....	(C)	(D)	(D)	10	1	6	1	1	1	—	—	—	—
52211	Commercial banking .....	134	767	3 691	9	—	6	1	1	1	—	—	—	—
522110	Commercial banking .....	134	767	3 691	9	—	6	1	1	1	—	—	—	—
<b>53</b>	<b>Real estate &amp; rental &amp; leasing</b> .....	<b>139</b>	<b>718</b>	<b>2 576</b>	<b>24</b>	<b>19</b>	—	<b>3</b>	<b>1</b>	<b>1</b>	—	—	—	—
532	Rental & leasing services .....	111	583	1 979	6	2	—	2	1	1	—	—	—	—
<b>54</b>	<b>Professional, scientific &amp; technical services</b> .....	<b>239</b>	<b>742</b>	<b>3 020</b>	<b>45</b>	<b>30</b>	<b>9</b>	<b>4</b>	<b>1</b>	<b>1</b>	—	—	—	—
541	Professional, scientific & technical services .....	239	742	3 020	45	30	9	4	1	1	—	—	—	—
5412	Accounting, tax prep, bookkeep, payroll services .....	137	309	1 139	9	2	2	3	1	1	—	—	—	—
54121	Accounting, tax prep, bookkeep, payroll services .....	137	309	1 139	9	2	2	3	1	1	—	—	—	—
<b>55</b>	<b>Management of companies &amp; enterprises</b> .....	<b>(A)</b>	<b>(D)</b>	<b>(D)</b>	<b>2</b>	<b>1</b>	—	<b>1</b>	—	—	—	—	—	—
<b>56</b>	<b>Admin, support, waste mgt, remediation services</b> .....	<b>993</b>	<b>5 928</b>	<b>27 617</b>	<b>23</b>	<b>11</b>	<b>6</b>	<b>2</b>	<b>3</b>	—	—	—	<b>1</b>	—
561	Administrative & support services .....	(F)	(D)	(D)	22	11	6	2	2	—	—	—	1	—
5613	Employment services .....	(F)	(D)	(D)	2	—	—	—	1	—	—	—	1	—
56132	Temporary help services .....	(F)	(D)	(D)	2	—	—	—	1	—	—	—	1	—
<b>61</b>	<b>Educational services</b> .....	<b>(E)</b>	<b>(D)</b>	<b>(D)</b>	<b>8</b>	<b>4</b>	<b>2</b>	—	<b>1</b>	—	<b>1</b>	—	—	—
611	Educational services .....	(E)	(D)	(D)	8	4	2	—	1	—	1	—	—	—
6113	Colleges, universities & professional schools .....	(C)	(D)	(D)	1	—	—	—	—	—	1	—	—	—
61131	Colleges, universities & professional schools .....	(C)	(D)	(D)	1	—	—	—	—	—	1	—	—	—
<b>62</b>	<b>Health care and social assistance</b> .....	<b>935</b>	<b>5 178</b>	<b>20 920</b>	<b>46</b>	<b>18</b>	<b>16</b>	<b>6</b>	<b>2</b>	<b>2</b>	<b>1</b>	<b>1</b>	—	—
621	Ambulatory health care services .....	266	1 472	5 992	36	14	15	5	2	—	—	—	—	—
6211	Offices of physicians .....	105	704	3 114	14	6	5	2	1	—	—	—	—	—
62111	Offices of physicians .....	105	704	3 114	14	6	5	2	1	—	—	—	—	—
622	Hospitals .....	(E)	(D)	(D)	1	—	—	—	—	—	—	1	—	—
6221	General medical & surgical hospitals .....	(E)	(D)	(D)	1	—	—	—	—	—	—	1	—	—
62211	General medical & surgical hospitals .....	(E)	(D)	(D)	1	—	—	—	—	—	—	1	—	—
623	Nursing & residential care facilities .....	(C)	(D)	(D)	2	—	—	—	—	1	1	—	—	—
6239	Other residential care facilities .....	(C)	(D)	(D)	1	—	—	—	—	—	1	—	—	—
62399	Other residential care facilities .....	(C)	(D)	(D)	1	—	—	—	—	—	1	—	—	—
<b>71</b>	<b>Arts, entertainment &amp; recreation</b> .....	<b>24</b>	<b>60</b>	<b>440</b>	<b>6</b>	<b>5</b>	—	<b>1</b>	—	—	—	—	—	—
<b>72</b>	<b>Accommodation &amp; food services</b> .....	<b>899</b>	<b>1 655</b>	<b>7 291</b>	<b>54</b>	<b>12</b>	<b>13</b>	<b>14</b>	<b>11</b>	<b>4</b>	—	—	—	—
722	Food services & drinking places .....	834	1 550	6 719	49	11	11	13	10	4	—	—	—	—
7221	Full-service restaurants .....	295	594	2 407	22	6	5	7	3	1	—	—	—	—
72211	Full-service restaurants .....	295	594	2 407	22	6	5	7	3	1	—	—	—	—
722110	Full-service restaurants .....	295	594	2 407	22	6	5	7	3	1	—	—	—	—
7222	Limited-service eating places .....	450	793	3 593	20	1	5	6	6	2	—	—	—	—
72221	Limited-service eating places .....	450	793	3 593	20	1	5	6	6	2	—	—	—	—

See footnotes at end of table.

**Table 6. Counties—Employees, Payroll, and Establishments by Industry: 2000—Con.**

[Excludes most government employees, railroad employees, and self-employed persons. Size class 1 to 4 includes establishments with payroll, but no employees, during mid-March pay period. (D) denotes figures withheld to avoid disclosing data for individual companies; the data are included in broader industry totals. Detailed industries with 100 or more employees are shown if industry was not a (D). For explanation of terms, abbreviations, and data reliability/comparability, see introductory text]

NAICS code	Industry	Number of employees for week including March 12	Payroll (\$1,000)		Total number of establishments	Number of establishments by employment-size class								
			First quarter	Annual		1 to 4	5 to 9	10 to 19	20 to 49	50 to 99	100 to 249	250 to 499	500 to 999	1,000 or more
<b>JASPER—Con.</b>														
<b>81</b>	<b>Other services (except public administration)</b>	<b>371</b>	<b>1 244</b>	<b>5 006</b>	<b>95</b>	<b>71</b>	<b>17</b>	<b>5</b>	<b>2</b>	—	—	—	—	—
811	Repair & maintenance	101	502	1 865	33	27	5	1	—	—	—	—	—	—
813	Religious, grantmaking, civic, prof & like organizations	175	429	1 663	43	32	8	2	1	—	—	—	—	—
8131	Religious organizations	140	372	1 434	30	21	6	2	1	—	—	—	—	—
81311	Religious organizations	140	372	1 434	30	21	6	2	1	—	—	—	—	—
813110	Religious organizations	140	372	1 434	30	21	6	2	1	—	—	—	—	—
<b>95</b>	<b>Auxiliaries (exc corporate, subsidiary &amp; regional mgt)</b>	<b>(B)</b>	<b>(D)</b>	<b>(D)</b>	<b>2</b>	<b>1</b>	—	—	—	<b>1</b>	—	—	—	—
<b>99</b>	<b>Unclassified establishments</b>	<b>12</b>	<b>29</b>	<b>244</b>	<b>9</b>	<b>8</b>	<b>1</b>	—	—	—	—	—	—	—
<b>JAY</b>														
	<b>Total</b>	<b>6 907</b>	<b>39 799</b>	<b>163 456</b>	<b>437</b>	<b>230</b>	<b>81</b>	<b>63</b>	<b>34</b>	<b>16</b>	<b>8</b>	<b>5</b>	—	—
<b>21</b>	<b>Mining</b>	<b>29</b>	<b>206</b>	<b>957</b>	<b>3</b>	<b>2</b>	—	—	<b>1</b>	—	—	—	—	—
<b>22</b>	<b>Utilities</b>	<b>(B)</b>	<b>(D)</b>	<b>(D)</b>	<b>2</b>	—	—	<b>1</b>	<b>1</b>	—	—	—	—	—
<b>23</b>	<b>Construction</b>	<b>183</b>	<b>936</b>	<b>4 212</b>	<b>41</b>	<b>27</b>	<b>10</b>	<b>3</b>	<b>1</b>	—	—	—	—	—
235	Special trade contractors	123	678	2 996	25	14	8	2	1	—	—	—	—	—
<b>31-33</b>	<b>Manufacturing</b>	<b>3 008</b>	<b>22 573</b>	<b>92 771</b>	<b>35</b>	<b>11</b>	<b>1</b>	<b>2</b>	<b>6</b>	<b>7</b>	<b>3</b>	<b>5</b>	—	—
311	Food mfg	575	3 255	12 208	3	—	—	—	<b>1</b>	—	<b>1</b>	<b>1</b>	—	—
3111	Animal food mfg	(C)	(D)	(D)	1	—	—	—	—	—	<b>1</b>	—	—	—
31111	Animal food mfg	(C)	(D)	(D)	1	—	—	—	—	—	<b>1</b>	—	—	—
3118	Bakeries & tortilla mfg	(E)	(D)	(D)	1	—	—	—	—	—	—	<b>1</b>	—	—
31183	Tortilla mfg	(E)	(D)	(D)	1	—	—	—	—	—	—	<b>1</b>	—	—
326	Plastics & rubber products mfg	(C)	(D)	(D)	2	—	—	—	—	<b>2</b>	—	—	—	—
3261	Plastics product mfg	(C)	(D)	(D)	2	—	—	—	—	<b>2</b>	—	—	—	—
327	Nonmetallic mineral product mfg	(F)	(D)	(D)	3	1	—	—	—	—	—	<b>2</b>	—	—
3272	Glass & glass product mfg	(F)	(D)	(D)	2	—	—	—	—	—	—	<b>2</b>	—	—
32721	Glass & glass product mfg	(F)	(D)	(D)	2	—	—	—	—	—	—	<b>2</b>	—	—
332	Fabricated metal product mfg	533	5 381	21 372	9	5	—	<b>1</b>	—	<b>1</b>	<b>1</b>	—	—	—
3321	Forging & stamping	(E)	(D)	(D)	1	—	—	—	—	—	—	<b>1</b>	—	—
33211	Forging & stamping	(E)	(D)	(D)	1	—	—	—	—	—	—	<b>1</b>	—	—
3326	Spring & wire product mfg	(C)	(D)	(D)	1	—	—	—	—	—	<b>1</b>	—	—	—
33261	Spring & wire product mfg	(C)	(D)	(D)	1	—	—	—	—	—	<b>1</b>	—	—	—
333	Machinery mfg	214	1 512	5 734	4	1	—	—	<b>1</b>	<b>1</b>	<b>1</b>	—	—	—
3334	HVAC & commercial refrigeration equipment mfg	(C)	(D)	(D)	1	—	—	—	—	—	<b>1</b>	—	—	—
33341	HVAC & commercial refrigeration equipment mfg	(C)	(D)	(D)	1	—	—	—	—	—	<b>1</b>	—	—	—
336	Transportation equipment mfg	(E)	(D)	(D)	2	—	—	—	<b>1</b>	—	—	<b>1</b>	—	—
3363	Motor vehicle parts mfg	(E)	(D)	(D)	2	—	—	—	<b>1</b>	—	—	<b>1</b>	—	—
33635	MV transmission & power train parts mfg	(E)	(D)	(D)	2	—	—	—	<b>1</b>	—	—	<b>1</b>	—	—
339	Miscellaneous mfg	173	771	3 120	6	1	1	1	1	2	—	—	—	—
3399	Other miscellaneous mfg	(C)	(D)	(D)	5	—	1	1	1	2	—	—	—	—
33999	All other misc mfg	(C)	(D)	(D)	4	—	—	1	1	2	—	—	—	—
<b>42</b>	<b>Wholesale trade</b>	<b>214</b>	<b>1 427</b>	<b>5 824</b>	<b>19</b>	<b>9</b>	<b>2</b>	<b>4</b>	<b>4</b>	—	—	—	—	—
422	Wholesale trade, nondurable goods	187	1 322	5 338	13	5	1	3	4	—	—	—	—	—
<b>44-45</b>	<b>Retail trade</b>	<b>758</b>	<b>2 618</b>	<b>11 002</b>	<b>81</b>	<b>35</b>	<b>24</b>	<b>15</b>	<b>5</b>	<b>1</b>	<b>1</b>	—	—	—
441	Motor vehicle & parts dealers	121	577	2 486	15	5	7	2	1	—	—	—	—	—
445	Food & beverage stores	157	490	1 864	9	3	3	—	<b>2</b>	<b>1</b>	—	—	—	—
4451	Grocery stores	119	396	1 509	4	1	1	—	<b>1</b>	<b>1</b>	—	—	—	—
44511	Grocery (except convenience) stores	119	396	1 509	4	1	1	—	<b>1</b>	<b>1</b>	—	—	—	—
445110	Grocery (except convenience) stores	119	396	1 509	4	1	1	—	<b>1</b>	<b>1</b>	—	—	—	—
447	Gasoline stations	109	324	1 370	14	5	3	6	—	—	—	—	—	—
4471	Gasoline stations	109	324	1 370	14	5	3	6	—	—	—	—	—	—
452	General merchandise stores	(C)	(D)	(D)	5	1	1	2	—	—	<b>1</b>	—	—	—
4521	Department stores	(C)	(D)	(D)	1	—	—	—	—	—	<b>1</b>	—	—	—
45211	Department stores	(C)	(D)	(D)	1	—	—	—	—	—	<b>1</b>	—	—	—
<b>48-49</b>	<b>Transportation &amp; warehousing</b>	<b>45</b>	<b>370</b>	<b>1 461</b>	<b>8</b>	<b>6</b>	—	<b>1</b>	<b>1</b>	—	—	—	—	—
<b>51</b>	<b>Information</b>	<b>96</b>	<b>511</b>	<b>1 964</b>	<b>7</b>	<b>2</b>	—	<b>4</b>	<b>1</b>	—	—	—	—	—
<b>52</b>	<b>Finance &amp; insurance</b>	<b>168</b>	<b>1 049</b>	<b>4 220</b>	<b>31</b>	<b>23</b>	<b>3</b>	<b>3</b>	<b>2</b>	—	—	—	—	—
522	Credit intermediation & related activities	121	718	2 776	13	7	1	3	2	—	—	—	—	—
5221	Depository credit intermediation	(C)	(D)	(D)	11	5	1	3	2	—	—	—	—	—
<b>53</b>	<b>Real estate &amp; rental &amp; leasing</b>	<b>60</b>	<b>246</b>	<b>1 009</b>	<b>17</b>	<b>11</b>	<b>5</b>	<b>1</b>	—	—	—	—	—	—
<b>54</b>	<b>Professional, scientific &amp; technical services</b>	<b>260</b>	<b>741</b>	<b>2 516</b>	<b>23</b>	<b>15</b>	<b>4</b>	<b>2</b>	<b>1</b>	—	<b>1</b>	—	—	—
541	Professional, scientific & technical services	260	741	2 516	23	15	4	2	1	—	<b>1</b>	—	—	—
5412	Accounting, tax prep, bookkeep, payroll services	165	327	647	4	2	—	1	—	—	<b>1</b>	—	—	—
54121	Accounting, tax prep, bookkeep, payroll services	165	327	647	4	2	—	1	—	—	<b>1</b>	—	—	—

See footnotes at end of table.

**Table 6. Counties—Employees, Payroll, and Establishments by Industry: 2000—Con.**

[Excludes most government employees, railroad employees, and self-employed persons. Size class 1 to 4 includes establishments with payroll, but no employees, during mid-March pay period. (D) denotes figures withheld to avoid disclosing data for individual companies; the data are included in broader industry totals. Detailed industries with 100 or more employees are shown if industry was not a (D). For explanation of terms, abbreviations, and data reliability/comparability, see introductory text]

NAICS code	Industry	Number of employees for week including March 12	Payroll (\$1,000)		Total number of establishments	Number of establishments by employment-size class									
			First quarter	Annual		1 to 4	5 to 9	10 to 19	20 to 49	50 to 99	100 to 249	250 to 499	500 to 999	1,000 or more	
<b>JAY—Con.</b>															
<b>55</b>	<b>Management of companies &amp; enterprises</b>	<b>(B)</b>	<b>(D)</b>	<b>(D)</b>	<b>2</b>	<b>1</b>	—	—	<b>1</b>	—	—	—	—	—	
<b>56</b>	<b>Admin. support, waste mgt, remediation services</b>	<b>158</b>	<b>606</b>	<b>2 636</b>	<b>10</b>	<b>6</b>	<b>3</b>	—	—	—	<b>1</b>	—	—	—	
561	Administrative & support services	(C)	(D)	(D)	9	6	2	—	—	—	1	—	—	—	
5613	Employment services	(C)	(D)	(D)	2	—	1	—	—	—	1	—	—	—	
56132	Temporary help services	(C)	(D)	(D)	2	—	1	—	—	—	1	—	—	—	
<b>62</b>	<b>Health care and social assistance</b>	<b>952</b>	<b>5 851</b>	<b>23 411</b>	<b>35</b>	<b>13</b>	<b>4</b>	<b>6</b>	<b>4</b>	<b>6</b>	<b>2</b>	—	—	—	
621	Ambulatory health care services	276	2 446	10 566	22	8	4	6	3	1	—	—	—	—	
6211	Offices of physicians	161	1 793	7 795	8	2	2	1	1	—	—	—	—	—	
62111	Offices of physicians	161	1 793	7 795	8	2	2	2	1	1	—	—	—	—	
621111	Offices of physicians (exc mental health)	161	1 793	7 795	8	2	2	2	1	1	—	—	—	—	
622	Hospitals	(C)	(D)	(D)	1	—	—	—	—	—	1	—	—	—	
6221	General medical & surgical hospitals	(C)	(D)	(D)	1	—	—	—	—	—	1	—	—	—	
62211	General medical & surgical hospitals	(C)	(D)	(D)	1	—	—	—	—	—	1	—	—	—	
623	Nursing & residential care facilities	(C)	(D)	(D)	4	—	—	—	1	3	—	—	—	—	
6231	Nursing care facilities	182	513	2 035	3	—	—	—	—	3	—	—	—	—	
62311	Nursing care facilities	182	513	2 035	3	—	—	—	—	3	—	—	—	—	
623110	Nursing care facilities	182	513	2 035	3	—	—	—	—	3	—	—	—	—	
624	Social assistance	245	1 190	4 702	8	5	—	—	—	2	1	—	—	—	
6241	Individual & family services	(C)	(D)	(D)	3	1	—	—	—	1	1	—	—	—	
62419	Other individual & family services	(C)	(D)	(D)	2	1	—	—	—	—	1	—	—	—	
<b>71</b>	<b>Arts, entertainment &amp; recreation</b>	<b>19</b>	<b>44</b>	<b>309</b>	<b>4</b>	<b>1</b>	<b>3</b>	—	—	—	—	—	—	—	
<b>72</b>	<b>Accommodation &amp; food services</b>	<b>598</b>	<b>1 128</b>	<b>5 095</b>	<b>40</b>	<b>11</b>	<b>9</b>	<b>12</b>	<b>6</b>	<b>2</b>	—	—	—	—	
722	Food services & drinking places	575	1 081	4 855	37	10	8	11	6	2	—	—	—	—	
7221	Full-service restaurants	270	497	2 377	13	1	4	4	3	1	—	—	—	—	
72211	Full-service restaurants	270	497	2 377	13	1	4	4	3	1	—	—	—	—	
722110	Full-service restaurants	270	497	2 377	13	1	4	4	3	1	—	—	—	—	
7222	Limited-service eating places	274	530	2 266	17	4	3	6	3	1	—	—	—	—	
72221	Limited-service eating places	274	530	2 266	17	4	3	6	3	1	—	—	—	—	
<b>81</b>	<b>Other services (except public administration)</b>	<b>285</b>	<b>918</b>	<b>3 589</b>	<b>75</b>	<b>54</b>	<b>13</b>	<b>8</b>	—	—	—	—	—	—	
813	Religious, grantmaking, civic, prof & like organizations	185	447	1 801	47	33	10	4	—	—	—	—	—	—	
8131	Religious organizations	103	221	866	27	21	4	2	—	—	—	—	—	—	
81311	Religious organizations	103	221	866	27	21	4	2	—	—	—	—	—	—	
813110	Religious organizations	103	221	866	27	21	4	2	—	—	—	—	—	—	
<b>95</b>	<b>Auxiliaries (exc corporate, subsidiary &amp; regional mgt)</b>	<b>(A)</b>	<b>(D)</b>	<b>(D)</b>	<b>1</b>	—	—	<b>1</b>	—	—	—	—	—	—	
<b>99</b>	<b>Unclassified establishments</b>	<b>3</b>	<b>2</b>	<b>12</b>	<b>3</b>	<b>3</b>	—	—	—	—	—	—	—	—	
<b>JEFFERSON</b>															
	<b>Total</b>	<b>12 059</b>	<b>74 602</b>	<b>299 178</b>	<b>730</b>	<b>371</b>	<b>168</b>	<b>99</b>	<b>58</b>	<b>17</b>	<b>7</b>	<b>5</b>	<b>5</b>	—	
<b>11</b>	<b>Forestry, fishing, hunting, and agriculture support</b>	<b>(A)</b>	<b>(D)</b>	<b>(D)</b>	<b>2</b>	<b>1</b>	<b>1</b>	—	—	—	—	—	—	—	
<b>22</b>	<b>Utilities</b>	<b>(E)</b>	<b>(D)</b>	<b>(D)</b>	<b>8</b>	<b>3</b>	<b>3</b>	—	<b>1</b>	—	—	<b>1</b>	—	—	
221	Utilities	(E)	(D)	(D)	8	3	3	—	1	—	—	1	—	—	
2211	Elec pwr generation, transmsn & distribution	(E)	(D)	(D)	3	1	—	—	1	—	—	1	—	—	
22111	Electric power generation	(E)	(D)	(D)	1	—	—	—	—	—	—	1	—	—	
<b>23</b>	<b>Construction</b>	<b>430</b>	<b>2 389</b>	<b>12 032</b>	<b>76</b>	<b>53</b>	<b>13</b>	<b>5</b>	<b>3</b>	<b>2</b>	—	—	—	—	
233	Building, developing & general contracting	120	513	2 383	31	25	3	2	1	—	—	—	—	—	
235	Special trade contractors	218	1 109	5 672	38	25	7	3	2	1	—	—	—	—	
<b>31-33</b>	<b>Manufacturing</b>	<b>3 618</b>	<b>29 658</b>	<b>113 393</b>	<b>51</b>	<b>12</b>	<b>12</b>	<b>7</b>	<b>9</b>	<b>3</b>	<b>3</b>	<b>3</b>	<b>2</b>	—	
326	Plastics & rubber products mfg	(C)	(D)	(D)	4	1	—	—	1	1	1	—	—	—	
3261	Plastics product mfg	225	1 273	5 146	3	—	—	—	1	1	1	—	—	—	
32619	Other plastics product mfg	225	1 273	5 146	3	—	—	—	—	1	1	—	—	—	
326199	All other plastics product mfg	225	1 273	5 146	3	—	—	—	—	1	1	—	—	—	
332	Fabricated metal product mfg	116	635	2 623	7	1	3	1	2	—	—	—	—	—	
333	Machinery mfg	775	8 051	27 936	9	—	2	2	2	—	2	1	—	—	
3333	Commercial & service industry machinery mfg	(C)	(D)	(D)	1	—	—	—	—	—	1	—	—	—	
33331	Commercial & service industry machinery mfg	(C)	(D)	(D)	1	—	—	—	—	—	1	—	—	—	
3335	Metalworking machinery mfg	(C)	(D)	(D)	7	—	2	2	2	—	1	—	—	—	
33351	Metalworking machinery mfg	(C)	(D)	(D)	7	—	2	2	2	—	1	—	—	—	
333514	Special die, tool, die set, jig & fixture mfg	172	1 471	5 753	4	—	1	1	1	—	1	—	—	—	
3339	Other general purpose machinery mfg	(E)	(D)	(D)	1	—	—	—	—	—	—	1	—	—	
33392	Material handling equipment mfg	(E)	(D)	(D)	1	—	—	—	—	—	—	1	—	—	
335	Electrical equip, appliance & component mfg	(E)	(D)	(D)	1	—	—	—	—	—	—	1	—	—	
3353	Electrical equipment mfg	(E)	(D)	(D)	1	—	—	—	—	—	—	1	—	—	
33531	Electrical equipment mfg	(E)	(D)	(D)	1	—	—	—	—	—	—	1	—	—	
336	Transportation equipment mfg	1 862	14 960	58 079	6	2	—	—	1	—	—	1	2	—	
3363	Motor vehicle parts mfg	1 862	14 960	58 067	4	—	—	—	1	—	—	1	2	—	
33631	Motor vehicle gas engine & engine parts mfg	(E)	(D)	(D)	1	—	—	—	—	—	—	1	—	—	
33632	MV electrical & electronic equipment mfg	(F)	(D)	(D)	1	—	—	—	—	—	—	—	1	—	
33639	Other motor vehicle parts mfg	(F)	(D)	(D)	2	—	—	—	1	—	—	—	1	—	

See footnotes at end of table.



**Table 6. Counties—Employees, Payroll, and Establishments by Industry: 2000—Con.**

[Excludes most government employees, railroad employees, and self-employed persons. Size class 1 to 4 includes establishments with payroll, but no employees, during mid-March pay period. (D) denotes figures withheld to avoid disclosing data for individual companies; the data are included in broader industry totals. Detailed industries with 100 or more employees are shown if industry was not a (D). For explanation of terms, abbreviations, and data reliability/comparability, see introductory text]

NAICS code	Industry	Number of employees for week including March 12	Payroll (\$1,000)		Total number of establishments	Number of establishments by employment-size class								
			First quarter	Annual		1 to 4	5 to 9	10 to 19	20 to 49	50 to 99	100 to 249	250 to 499	500 to 999	1,000 or more
<b>JEFFERSON—Con.</b>														
<b>42</b>	<b>Wholesale trade</b> .....	<b>176</b>	<b>1 337</b>	<b>5 402</b>	<b>23</b>	<b>12</b>	<b>8</b>	<b>2</b>	—	<b>1</b>	—	—	—	—
421	Wholesale trade, durable goods .....	148	1 146	4 611	16	7	1	—	1	—	—	—	—	—
4218	Machinery, equipment & supplies whse .....	106	854	3 407	6	2	3	—	—	1	—	—	—	—
42184	Industrial supplies whse .....	(C)	(D)	(D)	4	1	2	—	—	1	—	—	—	—
<b>44-45</b>	<b>Retail trade</b> .....	<b>2 001</b>	<b>8 305</b>	<b>33 214</b>	<b>169</b>	<b>78</b>	<b>44</b>	<b>28</b>	<b>13</b>	<b>4</b>	<b>1</b>	<b>1</b>	—	—
441	Motor vehicle & parts dealers .....	326	2 040	8 248	20	5	4	6	4	1	—	—	—	—
4411	Automobile dealers .....	(C)	(D)	(D)	10	3	1	1	4	1	—	—	—	—
441111	New car dealers .....	183	1 276	5 121	6	1	1	—	3	1	—	—	—	—
441110	New car dealers .....	183	1 276	5 121	6	1	1	—	3	1	—	—	—	—
4413	Automotive parts, accessories & tire stores .....	(C)	(D)	(D)	10	2	3	5	—	—	—	—	—	—
444	Bldg material & garden equip & supp dealers .....	161	671	2 741	15	6	6	1	1	1	—	—	—	—
4441	Building material & supplies dealers .....	(C)	(D)	(D)	13	5	5	1	1	1	—	—	—	—
44419	Other building material dealers .....	113	491	2 027	8	3	3	—	1	1	—	—	—	—
444190	Other building material dealers .....	113	491	2 027	8	3	3	—	1	1	—	—	—	—
445	Food & beverage stores .....	374	1 305	4 998	21	10	4	2	2	2	1	—	—	—
4451	Grocery stores .....	(E)	(D)	(D)	12	4	2	1	2	2	1	—	—	—
44511	Grocery (except convenience) stores .....	331	1 097	4 111	11	4	1	1	2	2	1	—	—	—
445110	Grocery (except convenience) stores .....	331	1 097	4 111	11	4	1	1	2	2	1	—	—	—
447	Gasoline stations .....	122	369	1 504	17	7	4	5	1	—	—	—	—	—
4471	Gasoline stations .....	122	369	1 504	17	7	4	5	1	—	—	—	—	—
44711	Gasoline stations with convenience stores .....	111	320	1 288	12	2	4	5	1	—	—	—	—	—
447110	Gasoline stations with convenience stores .....	111	320	1 288	12	2	4	5	1	—	—	—	—	—
448	Clothing & clothing accessories stores .....	124	280	1 160	17	9	5	2	1	—	—	—	—	—
452	General merchandise stores .....	517	1 958	7 796	9	2	3	1	2	—	—	1	—	—
4529	Other general merchandise stores .....	(E)	(D)	(D)	8	2	3	1	1	—	—	1	—	—
45291	Warehouse clubs & superstores .....	(E)	(D)	(D)	1	—	—	—	—	—	—	1	—	—
453	Miscellaneous store retailers .....	120	476	1 876	29	21	4	3	1	—	—	—	—	—
<b>48-49</b>	<b>Transportation &amp; warehousing</b> .....	<b>114</b>	<b>351</b>	<b>1 031</b>	<b>9</b>	<b>4</b>	<b>1</b>	<b>2</b>	<b>1</b>	<b>1</b>	—	—	—	—
<b>51</b>	<b>Information</b> .....	<b>148</b>	<b>695</b>	<b>3 488</b>	<b>9</b>	<b>2</b>	<b>2</b>	<b>2</b>	<b>3</b>	—	—	—	—	—
<b>52</b>	<b>Finance &amp; insurance</b> .....	<b>281</b>	<b>1 659</b>	<b>6 546</b>	<b>41</b>	<b>22</b>	<b>9</b>	<b>7</b>	<b>3</b>	—	—	—	—	—
522	Credit intermediation & related activities .....	232	1 350	5 266	23	8	5	7	3	—	—	—	—	—
5221	Depository credit intermediation .....	184	1 080	4 206	18	5	5	6	2	—	—	—	—	—
<b>53</b>	<b>Real estate &amp; rental &amp; leasing</b> .....	<b>107</b>	<b>423</b>	<b>1 738</b>	<b>29</b>	<b>21</b>	<b>6</b>	<b>1</b>	<b>1</b>	—	—	—	—	—
<b>54</b>	<b>Professional, scientific &amp; technical services</b> .....	<b>164</b>	<b>813</b>	<b>3 277</b>	<b>34</b>	<b>22</b>	<b>7</b>	<b>5</b>	—	—	—	—	—	—
541	Professional, scientific & technical services .....	164	813	3 277	34	22	7	5	—	—	—	—	—	—
<b>55</b>	<b>Management of companies &amp; enterprises</b> .....	<b>25</b>	<b>814</b>	<b>2 053</b>	<b>4</b>	<b>1</b>	<b>3</b>	—	—	—	—	—	—	—
<b>56</b>	<b>Admin. support, waste mgmt, remediation services</b> .....	<b>(E)</b>	<b>(D)</b>	<b>(D)</b>	<b>24</b>	<b>14</b>	<b>4</b>	<b>2</b>	<b>3</b>	<b>1</b>	—	—	—	—
561	Administrative & support services .....	(E)	(D)	(D)	23	13	4	2	3	1	—	—	—	—
5613	Employment services .....	156	793	3 988	3	—	—	—	2	1	—	—	—	—
56132	Temporary help services .....	156	793	3 988	3	—	—	—	2	1	—	—	—	—
561320	Temporary help services .....	156	793	3 988	3	—	—	—	2	1	—	—	—	—
<b>61</b>	<b>Educational services</b> .....	<b>(F)</b>	<b>(D)</b>	<b>(D)</b>	<b>4</b>	<b>2</b>	—	<b>1</b>	—	—	—	—	<b>1</b>	—
611	Educational services .....	(F)	(D)	(D)	4	2	—	1	—	—	—	—	1	—
6113	Colleges, universities & professional schools .....	(F)	(D)	(D)	1	—	—	—	—	—	—	—	1	—
61131	Colleges, universities & professional schools .....	(F)	(D)	(D)	1	—	—	—	—	—	—	—	1	—
<b>62</b>	<b>Health care and social assistance</b> .....	<b>2 070</b>	<b>15 451</b>	<b>63 469</b>	<b>70</b>	<b>28</b>	<b>16</b>	<b>14</b>	<b>7</b>	—	<b>3</b>	—	<b>2</b>	—
621	Ambulatory health care services .....	428	4 075	17 524	42	16	14	7	4	—	1	—	—	—
6211	Offices of physicians .....	223	2 846	12 258	12	3	3	2	3	—	1	—	—	—
62111	Offices of physicians .....	223	2 846	12 258	12	3	3	2	3	—	1	—	—	—
622	Hospitals .....	(G)	(D)	(D)	3	—	1	—	—	—	—	—	2	—
6221	General medical & surgical hospitals .....	(F)	(D)	(D)	2	—	1	—	—	—	—	—	1	—
62211	General medical & surgical hospitals .....	(F)	(D)	(D)	2	—	1	—	—	—	—	—	1	—
6222	Psychiatric & substance abuse hospitals .....	(F)	(D)	(D)	1	—	—	—	—	—	—	—	1	—
62221	Psychiatric & substance abuse hospitals .....	(F)	(D)	(D)	1	—	—	—	—	—	—	—	1	—
623	Nursing & residential care facilities .....	381	1 730	7 149	12	4	1	3	2	—	2	—	—	—
6231	Nursing care facilities .....	295	1 394	5 833	4	1	—	—	1	—	2	—	—	—
62311	Nursing care facilities .....	295	1 394	5 833	4	1	—	—	1	—	2	—	—	—
623110	Nursing care facilities .....	295	1 394	5 833	4	1	—	—	1	—	2	—	—	—
624	Social assistance .....	(C)	(D)	(D)	13	8	—	4	1	—	—	—	—	—
<b>71</b>	<b>Arts, entertainment &amp; recreation</b> .....	<b>(B)</b>	<b>(D)</b>	<b>(D)</b>	<b>13</b>	<b>11</b>	<b>2</b>	—	—	—	—	—	—	—
<b>72</b>	<b>Accommodation &amp; food services</b> .....	<b>1 088</b>	<b>2 086</b>	<b>9 659</b>	<b>75</b>	<b>28</b>	<b>15</b>	<b>14</b>	<b>13</b>	<b>5</b>	—	—	—	—
722	Food services & drinking places .....	1 021	1 943	9 049	59	17	11	14	12	5	—	—	—	—
7221	Full-service restaurants .....	353	696	3 021	25	7	6	7	3	2	—	—	—	—
72211	Full-service restaurants .....	353	696	3 021	25	7	6	7	3	2	—	—	—	—
722110	Full-service restaurants .....	353	696	3 021	25	7	6	7	3	2	—	—	—	—
7222	Limited-service eating places .....	554	1 095	5 259	28	6	4	7	9	2	—	—	—	—
72221	Limited-service eating places .....	554	1 095	5 259	28	6	4	7	9	2	—	—	—	—
722211	Limited-service restaurants .....	524	1 068	5 074	24	5	2	6	9	2	—	—	—	—

See footnotes at end of table.

**Table 6. Counties—Employees, Payroll, and Establishments by Industry: 2000—Con.**

[Excludes most government employees, railroad employees, and self-employed persons. Size class 1 to 4 includes establishments with payroll, but no employees, during mid-March pay period. (D) denotes figures withheld to avoid disclosing data for individual companies; the data are included in broader industry totals. Detailed industries with 100 or more employees are shown if industry was not a (D). For explanation of terms, abbreviations, and data reliability/comparability, see introductory text]

NAICS code	Industry	Number of employees for week including March 12	Payroll (\$1,000)		Total number of establishments	Number of establishments by employment-size class								
			First quarter	Annual		1 to 4	5 to 9	10 to 19	20 to 49	50 to 99	100 to 249	250 to 499	500 to 999	1,000 or more
<b>JEFFERSON—Con.</b>														
<b>81</b>	<b>Other services (except public administration)</b>	<b>393</b>	<b>1 219</b>	<b>4 993</b>	<b>85</b>	<b>53</b>	<b>22</b>	<b>9</b>	<b>1</b>	—	—	—	—	—
813	Religious, grantmaking, civic, prof & like organizations	205	592	2 391	48	30	12	6	—	—	—	—	—	—
8131	Religious organizations	124	335	1 335	28	17	7	4	—	—	—	—	—	—
81311	Religious organizations	124	335	1 335	28	17	7	4	—	—	—	—	—	—
813110	Religious organizations	124	335	1 335	28	17	7	4	—	—	—	—	—	—
<b>99</b>	<b>Unclassified establishments</b>	<b>1</b>	<b>1</b>	<b>93</b>	<b>4</b>	<b>4</b>	—	—	—	—	—	—	—	—
<b>JENNINGS</b>														
	<b>Total</b>	<b>7 007</b>	<b>40 070</b>	<b>165 790</b>	<b>440</b>	<b>222</b>	<b>87</b>	<b>67</b>	<b>38</b>	<b>13</b>	<b>9</b>	<b>3</b>	<b>1</b>	—
<b>11</b>	<b>Forestry, fishing, hunting, and agriculture support</b>	(A)	(D)	(D)	1	1	—	—	—	—	—	—	—	—
<b>21</b>	<b>Mining</b>	(B)	(D)	(D)	2	—	—	2	—	—	—	—	—	—
<b>22</b>	<b>Utilities</b>	(A)	(D)	(D)	2	1	1	—	—	—	—	—	—	—
<b>23</b>	<b>Construction</b>	<b>639</b>	<b>4 584</b>	<b>23 068</b>	<b>70</b>	<b>37</b>	<b>15</b>	<b>10</b>	<b>5</b>	<b>2</b>	<b>1</b>	—	—	—
233	Building, developing & general contracting	(C)	(D)	(D)	27	15	9	1	1	1	—	—	—	—
235	Special trade contractors	396	3 009	12 689	41	21	6	9	4	—	1	—	—	—
2353	Electrical contractors	223	2 019	8 338	11	4	—	4	2	—	1	—	—	—
23531	Electrical contractors	223	2 019	8 338	11	4	—	4	2	—	1	—	—	—
235310	Electrical contractors	223	2 019	8 338	11	4	—	4	2	—	1	—	—	—
<b>31-33</b>	<b>Manufacturing</b>	<b>2 695</b>	<b>18 574</b>	<b>72 073</b>	<b>43</b>	<b>10</b>	<b>5</b>	<b>6</b>	<b>10</b>	<b>4</b>	<b>5</b>	<b>3</b>	—	—
314	Textile product mills	(C)	(D)	(D)	1	—	—	—	—	—	1	—	—	—
3141	Textile furnishings mills	(C)	(D)	(D)	1	—	—	—	—	—	1	—	—	—
31411	Carpet & rug mills	(C)	(D)	(D)	1	—	—	—	—	—	1	—	—	—
326	Plastics & rubber products mfg	615	4 069	16 129	7	—	1	1	1	1	3	—	—	—
3261	Plastics product mfg	615	4 069	16 129	7	—	1	1	1	1	3	—	—	—
32611	Unsupported plastics film, sheet, & bag mfg	(C)	(D)	(D)	1	—	—	—	—	—	1	—	—	—
32619	Other plastics product mfg	(E)	(D)	(D)	6	—	1	1	1	1	2	—	—	—
332	Fabricated metal product mfg	567	3 170	12 626	13	5	1	1	4	1	—	1	—	—
3325	Hardware mfg	(E)	(D)	(D)	1	—	—	—	—	—	—	1	—	—
33251	Hardware mfg	(E)	(D)	(D)	1	—	—	—	—	—	—	1	—	—
3328	Coating, engrave, heat treating & oth activity	(C)	(D)	(D)	2	—	—	—	1	1	—	—	—	—
33281	Coating, engrave, heat treating & oth activity	(C)	(D)	(D)	2	—	—	—	1	1	—	—	—	—
333	Machinery mfg	292	2 749	10 757	8	1	2	2	2	—	1	—	—	—
3335	Metalworking machinery mfg	(E)	(D)	(D)	7	1	2	1	2	—	1	—	—	—
33351	Metalworking machinery mfg	(E)	(D)	(D)	7	1	2	1	2	—	1	—	—	—
336	Transportation equipment mfg	(F)	(D)	(D)	4	2	—	—	—	—	—	2	—	—
3363	Motor vehicle parts mfg	(F)	(D)	(D)	4	2	—	—	—	—	—	2	—	—
33637	Motor vehicle metal stamping	(E)	(D)	(D)	1	—	—	—	—	—	—	1	—	—
33639	Other motor vehicle parts mfg	(E)	(D)	(D)	2	1	—	—	—	—	—	1	—	—
<b>42</b>	<b>Wholesale trade</b>	<b>125</b>	<b>860</b>	<b>4 016</b>	<b>15</b>	<b>5</b>	<b>5</b>	<b>4</b>	<b>1</b>	—	—	—	—	—
<b>44-45</b>	<b>Retail trade</b>	<b>829</b>	<b>3 535</b>	<b>14 286</b>	<b>75</b>	<b>33</b>	<b>20</b>	<b>15</b>	<b>4</b>	<b>2</b>	<b>1</b>	—	—	—
441	Motor vehicle & parts dealers	166	1 022	4 244	14	5	2	4	3	—	—	—	—	—
445	Food & beverage stores	194	530	1 883	15	10	2	1	—	2	—	—	—	—
4451	Grocery stores	(C)	(D)	(D)	7	3	1	1	—	2	—	—	—	—
44511	Grocery (except convenience) stores	164	449	1 518	6	3	1	—	—	2	—	—	—	—
445110	Grocery (except convenience) stores	164	449	1 518	6	3	1	—	—	2	—	—	—	—
452	General merchandise stores	(C)	(D)	(D)	3	—	1	1	—	—	1	—	—	—
4521	Department stores	(C)	(D)	(D)	1	—	—	—	—	—	1	—	—	—
45211	Department stores	(C)	(D)	(D)	1	—	—	—	—	—	1	—	—	—
<b>48-49</b>	<b>Transportation &amp; warehousing</b>	<b>125</b>	<b>575</b>	<b>3 299</b>	<b>18</b>	<b>10</b>	<b>5</b>	<b>1</b>	<b>2</b>	—	—	—	—	—
484	Truck transportation	(C)	(D)	(D)	16	8	5	1	2	—	—	—	—	—
<b>51</b>	<b>Information</b>	<b>53</b>	<b>288</b>	<b>1 115</b>	<b>6</b>	<b>4</b>	—	<b>1</b>	<b>1</b>	—	—	—	—	—
<b>52</b>	<b>Finance &amp; insurance</b>	<b>141</b>	<b>908</b>	<b>3 288</b>	<b>21</b>	<b>10</b>	<b>7</b>	<b>3</b>	<b>1</b>	—	—	—	—	—
522	Credit intermediation & related activities	105	687	2 422	12	4	4	3	1	—	—	—	—	—
5221	Depository credit intermediation	(C)	(D)	(D)	10	2	4	3	1	—	—	—	—	—
<b>53</b>	<b>Real estate &amp; rental &amp; leasing</b>	<b>67</b>	<b>191</b>	<b>717</b>	<b>19</b>	<b>15</b>	<b>3</b>	<b>1</b>	—	—	—	—	—	—
<b>54</b>	<b>Professional, scientific &amp; technical services</b>	<b>78</b>	<b>330</b>	<b>1 411</b>	<b>16</b>	<b>9</b>	<b>5</b>	<b>1</b>	<b>1</b>	—	—	—	—	—
<b>55</b>	<b>Management of companies &amp; enterprises</b>	<b>(B)</b>	<b>(D)</b>	<b>(D)</b>	<b>2</b>	—	—	<b>2</b>	—	—	—	—	—	—
<b>56</b>	<b>Admin, support, waste mgt, remediation services</b>	<b>364</b>	<b>1 830</b>	<b>7 522</b>	<b>24</b>	<b>15</b>	<b>2</b>	<b>3</b>	<b>1</b>	<b>2</b>	<b>1</b>	—	—	—
561	Administrative & support services	364	1 830	7 522	24	15	2	3	1	2	1	—	—	—
5611	Office administrative services	(C)	(D)	(D)	3	—	—	1	1	1	—	—	—	—
56111	Office administrative services	(C)	(D)	(D)	3	—	—	1	1	1	—	—	—	—
5613	Employment services	(C)	(D)	(D)	3	1	—	—	—	1	1	—	—	—
56132	Temporary help services	(C)	(D)	(D)	3	1	—	—	—	1	1	—	—	—
<b>61</b>	<b>Educational services</b>	<b>(A)</b>	<b>(D)</b>	<b>(D)</b>	<b>2</b>	<b>2</b>	—	—	—	—	—	—	—	—

See footnotes at end of table.

**Table 6. Counties—Employees, Payroll, and Establishments by Industry: 2000—Con.**

[Excludes most government employees, railroad employees, and self-employed persons. Size class 1 to 4 includes establishments with payroll, but no employees, during mid-March pay period. (D) denotes figures withheld to avoid disclosing data for individual companies; the data are included in broader industry totals. Detailed industries with 100 or more employees are shown if industry was not a (D). For explanation of terms, abbreviations, and data reliability/comparability, see introductory text]

NAICS code	Industry	Number of employees for week including March 12	Payroll (\$1,000)		Total number of establishments	Number of establishments by employment-size class								
			First quarter	Annual		1 to 4	5 to 9	10 to 19	20 to 49	50 to 99	100 to 249	250 to 499	500 to 999	1,000 or more
<b>JENNINGS—Con.</b>														
<b>62</b>	<b>Health care and social assistance</b> . . . . .	<b>502</b>	<b>2 740</b>	<b>11 836</b>	<b>34</b>	<b>12</b>	<b>8</b>	<b>7</b>	<b>5</b>	<b>1</b>	<b>1</b>			
621	Ambulatory health care services . . . . .	121	782	3 272	16	6	5	4	1	—	—	—	—	—
622	Hospitals . . . . .	(C)	(D)	(D)	1	—	—	—	—	—	1	—	—	—
6221	General medical & surgical hospitals . . . . .	(C)	(D)	(D)	1	—	—	—	—	—	1	—	—	—
62211	General medical & surgical hospitals . . . . .	(C)	(D)	(D)	1	—	—	—	—	—	1	—	—	—
623	Nursing & residential care facilities . . . . .	134	653	2 434	7	1	2	2	1	1	—	—	—	—
<b>71</b>	<b>Arts, entertainment &amp; recreation</b> . . . . .	<b>(B)</b>	<b>(D)</b>	<b>(D)</b>	<b>7</b>	<b>4</b>	<b>2</b>	<b>1</b>	<b>—</b>	<b>—</b>	<b>—</b>	<b>—</b>	<b>—</b>	<b>—</b>
<b>72</b>	<b>Accommodation &amp; food services</b> . . . . .	<b>432</b>	<b>793</b>	<b>3 520</b>	<b>29</b>	<b>11</b>	<b>3</b>	<b>6</b>	<b>7</b>	<b>2</b>	<b>—</b>	<b>—</b>	<b>—</b>	<b>—</b>
722	Food services & drinking places . . . . .	(E)	(D)	(D)	27	10	3	5	7	2	—	—	—	—
7221	Full-service restaurants . . . . .	232	392	1 565	14	5	2	3	2	2	—	—	—	—
72211	Full-service restaurants . . . . .	232	392	1 565	14	5	2	3	2	2	—	—	—	—
722110	Full-service restaurants . . . . .	232	392	1 565	14	5	2	3	2	2	—	—	—	—
7222	Limited-service eating places . . . . .	174	349	1 721	12	5	—	2	5	—	—	—	—	—
72221	Limited-service eating places . . . . .	174	349	1 721	12	5	—	2	5	—	—	—	—	—
<b>81</b>	<b>Other services (except public administration)</b> . . . . .	<b>176</b>	<b>560</b>	<b>2 302</b>	<b>48</b>	<b>38</b>	<b>6</b>	<b>4</b>	<b>—</b>	<b>—</b>	<b>—</b>	<b>—</b>	<b>—</b>	<b>—</b>
<b>95</b>	<b>Auxiliaries (exc corporate, subsidiary &amp; regional mgt)</b> . . . . .	<b>(F)</b>	<b>(D)</b>	<b>(D)</b>	<b>1</b>	<b>—</b>	<b>—</b>	<b>—</b>	<b>—</b>	<b>—</b>	<b>—</b>	<b>—</b>	<b>1</b>	<b>—</b>
<b>99</b>	<b>Unclassified establishments</b> . . . . .	<b>5</b>	<b>6</b>	<b>28</b>	<b>5</b>	<b>5</b>	<b>—</b>	<b>—</b>	<b>—</b>	<b>—</b>	<b>—</b>	<b>—</b>	<b>—</b>	<b>—</b>
<b>JOHNSON</b>														
	<b>Total</b> . . . . .	<b>39 739</b>	<b>230 206</b>	<b>972 692</b>	<b>2 633</b>	<b>1 335</b>	<b>583</b>	<b>364</b>	<b>227</b>	<b>64</b>	<b>34</b>	<b>19</b>	<b>5</b>	<b>2</b>
<b>11</b>	<b>Forestry, fishing, hunting, and agriculture support</b> . . . . .	<b>(A)</b>	<b>(D)</b>	<b>(D)</b>	<b>1</b>	<b>1</b>	<b>—</b>	<b>—</b>	<b>—</b>	<b>—</b>	<b>—</b>	<b>—</b>	<b>—</b>	<b>—</b>
<b>21</b>	<b>Mining</b> . . . . .	<b>(B)</b>	<b>(D)</b>	<b>(D)</b>	<b>4</b>	<b>2</b>	<b>1</b>	<b>1</b>	<b>—</b>	<b>—</b>	<b>—</b>	<b>—</b>	<b>—</b>	<b>—</b>
<b>22</b>	<b>Utilities</b> . . . . .	<b>132</b>	<b>1 722</b>	<b>7 459</b>	<b>11</b>	<b>6</b>	<b>—</b>	<b>2</b>	<b>3</b>	<b>—</b>	<b>—</b>	<b>—</b>	<b>—</b>	<b>—</b>
221	Utilities . . . . .	132	1 722	7 459	11	6	—	2	3	—	—	—	—	—
<b>23</b>	<b>Construction</b> . . . . .	<b>2 881</b>	<b>19 433</b>	<b>86 362</b>	<b>386</b>	<b>219</b>	<b>85</b>	<b>52</b>	<b>24</b>	<b>3</b>	<b>3</b>	<b>—</b>	<b>—</b>	<b>—</b>
233	Building, developing & general contracting . . . . .	552	3 813	16 761	132	90	26	14	2	—	—	—	—	—
2332	Residential building construction . . . . .	(E)	(D)	(D)	100	68	23	8	1	—	—	—	—	—
23321	Single-family housing construction . . . . .	398	2 578	11 267	99	67	23	8	1	—	—	—	—	—
233210	Single-family housing construction . . . . .	398	2 578	11 267	99	67	23	8	1	—	—	—	—	—
2333	Nonresidential building construction . . . . .	127	944	3 866	22	13	3	5	1	—	—	—	—	—
23332	Commercial & institutional bldg construction . . . . .	108	818	3 204	18	11	1	5	1	—	—	—	—	—
233320	Commercial & institutional bldg construction . . . . .	108	818	3 204	18	11	1	5	1	—	—	—	—	—
234	Heavy construction . . . . .	188	1 205	5 091	10	2	2	3	2	1	—	—	—	—
2349	Other heavy construction . . . . .	(C)	(D)	(D)	8	2	1	3	1	1	—	—	—	—
235	Special trade contractors . . . . .	2 141	14 415	64 510	244	127	57	35	20	2	3	—	—	—
2351	Plumbing, heating & AC contractor . . . . .	632	5 069	21 433	50	24	13	6	4	2	1	—	—	—
23511	Plumbing, heating & AC contractor . . . . .	632	5 069	21 433	50	24	13	6	4	2	1	—	—	—
235110	Plumbing, heating & AC contractor . . . . .	632	5 069	21 433	50	24	13	6	4	2	1	—	—	—
2352	Painting & wall covering contractors . . . . .	249	1 282	6 413	29	15	7	2	5	—	—	—	—	—
23521	Painting & wall covering contractors . . . . .	249	1 282	6 413	29	15	7	2	5	—	—	—	—	—
235210	Painting & wall covering contractors . . . . .	249	1 282	6 413	29	15	7	2	5	—	—	—	—	—
2353	Electrical contractors . . . . .	404	3 311	14 628	30	11	5	8	5	—	1	—	—	—
23531	Electrical contractors . . . . .	404	3 311	14 628	30	11	5	8	5	—	1	—	—	—
235310	Electrical contractors . . . . .	404	3 311	14 628	30	11	5	8	5	—	1	—	—	—
2354	Masonry, drywall, insulation, tile contractors . . . . .	276	1 650	7 265	26	10	8	5	2	—	1	—	—	—
23542	Drywall, acoustical & insulation contractors . . . . .	205	1 224	5 354	11	2	5	1	2	—	1	—	—	—
235420	Drywall, acoustical & insulation contractors . . . . .	205	1 224	5 354	11	2	5	1	2	—	1	—	—	—
2355	Carpentry & floor contractors . . . . .	(C)	(D)	(D)	33	19	10	3	1	—	—	—	—	—
23551	Carpentry contractors . . . . .	133	724	2 857	27	16	8	2	1	—	—	—	—	—
235510	Carpentry contractors . . . . .	133	724	2 857	27	16	8	2	1	—	—	—	—	—
2359	Other special trade contractors . . . . .	249	1 294	6 935	45	29	8	5	3	—	—	—	—	—
<b>31-33</b>	<b>Manufacturing</b> . . . . .	<b>7 253</b>	<b>61 421</b>	<b>261 117</b>	<b>128</b>	<b>35</b>	<b>26</b>	<b>19</b>	<b>22</b>	<b>10</b>	<b>5</b>	<b>9</b>	<b>2</b>	<b>—</b>
321	Wood product mfg . . . . .	1 244	10 504	40 036	10	1	1	—	5	—	1	2	—	—
3212	Veneer, plywood & engineered wood product mfg . . . . .	749	5 831	22 458	4	—	—	—	2	—	1	1	—	—
32121	Veneer, plywood & engineered wood product mfg . . . . .	749	5 831	22 458	4	—	—	—	2	—	1	1	—	—
321211	Hardwood veneer & plywood mfg . . . . .	749	5 831	22 458	4	—	—	—	2	—	1	1	—	—
3219	Other wood product mfg . . . . .	495	4 673	17 578	6	1	1	—	3	—	—	1	—	—
32191	Millwork . . . . .	(E)	(D)	(D)	2	—	—	—	1	—	—	1	—	—
322	Paper mfg . . . . .	(C)	(D)	(D)	2	—	—	1	—	—	1	—	—	—
3222	Converted paper product mfg . . . . .	(C)	(D)	(D)	2	—	—	1	—	—	1	—	—	—
32222	Paper bag & coated & treated paper mfg . . . . .	(C)	(D)	(D)	1	—	—	—	—	—	1	—	—	—
326	Plastics & rubber products mfg . . . . .	868	6 248	28 106	6	1	—	—	1	1	2	—	1	—
3261	Plastics product mfg . . . . .	868	6 248	28 106	6	1	—	—	1	1	2	—	1	—
32616	Plastics bottle mfg . . . . .	(C)	(D)	(D)	3	—	—	—	1	1	1	—	—	—
32619	Other plastics product mfg . . . . .	(F)	(D)	(D)	3	1	—	—	—	—	1	—	1	—
331	Primary metal mfg . . . . .	366	3 134	12 950	4	—	1	—	1	1	—	1	—	—
3315	Foundries . . . . .	(E)	(D)	(D)	1	—	—	—	—	—	—	1	—	—
33152	Nonferrous metal foundries . . . . .	(E)	(D)	(D)	1	—	—	—	—	—	—	1	—	—

See footnotes at end of table.

**Table 6. Counties—Employees, Payroll, and Establishments by Industry: 2000—Con.**

[Excludes most government employees, railroad employees, and self-employed persons. Size class 1 to 4 includes establishments with payroll, but no employees, during mid-March pay period. (D) denotes figures withheld to avoid disclosing data for individual companies; the data are included in broader industry totals. Detailed industries with 100 or more employees are shown if industry was not a (D). For explanation of terms, abbreviations, and data reliability/comparability, see introductory text]

NAICS code	Industry	Number of employees for week including March 12	Payroll (\$1,000)		Total number of establishments	Number of establishments by employment-size class								
			First quarter	Annual		1 to 4	5 to 9	10 to 19	20 to 49	50 to 99	100 to 249	250 to 499	500 to 999	1,000 or more
<b>JOHNSON—Con.</b>														
<b>31-33 Manufacturing—Con.</b>														
332	Fabricated metal product mfg .....	1 083	9 635	43 746	27	9	6	4	6	—	—	2	—	—
3323	Architectural & structural metals mfg .....	540	3 582	17 958	10	3	2	1	3	—	—	1	—	—
33232	Ornamental & architectural metal prod mfg ...	(E)	(D)	(D)	8	3	2	1	1	—	—	1	—	—
3327	Mach shops, turn prod, screw, nut, bolt mfg ....	104	756	3 308	9	2	3	3	1	—	—	—	—	—
3329	Other fabricated metal product mfg .....	(E)	(D)	(D)	2	—	1	—	—	—	—	1	—	—
33299	All other fabricated metal product mfg .....	(E)	(D)	(D)	2	—	1	—	—	—	—	1	—	—
333	Machinery mfg .....	766	7 271	37 506	24	3	5	7	5	3	—	1	—	—
3334	HVAC & commercial refrigeration equipment mfg .....	(E)	(D)	(D)	3	—	—	1	—	1	—	1	—	—
33341	HVAC & commercial refrigeration equipment mfg .....	(E)	(D)	(D)	3	—	—	1	—	1	—	1	—	—
3335	Metalworking machinery mfg .....	223	2 174	9 981	15	3	5	4	2	1	—	—	—	—
33351	Metalworking machinery mfg .....	223	2 174	9 981	15	3	5	4	2	1	—	—	—	—
333514	Special die, tool, die set, jig & fixture mfg ..	130	1 242	6 164	10	3	1	4	2	—	—	—	—	—
334	Computer & electronic product mfg .....	462	5 419	23 426	6	1	1	—	2	—	1	1	—	—
3343	Audio & video equipment mfg .....	(E)	(D)	(D)	1	—	—	—	—	—	—	1	—	—
33431	Audio & video equipment mfg .....	(E)	(D)	(D)	1	—	—	—	—	—	—	1	—	—
3345	Nav, measuring, medical, control instruments mfg .....	(C)	(D)	(D)	3	—	—	—	2	—	1	—	—	—
33451	Nav, measuring, medical, control instruments mfg .....	(C)	(D)	(D)	3	—	—	—	2	—	1	—	—	—
335	Electrical equip, appliance & component mfg .....	(E)	(D)	(D)	2	—	—	1	—	—	—	1	—	—
3353	Electrical equipment mfg .....	(E)	(D)	(D)	1	—	—	—	—	—	—	1	—	—
33531	Electrical equipment mfg .....	(E)	(D)	(D)	1	—	—	—	—	—	—	1	—	—
336	Transportation equipment mfg .....	1 535	12 650	47 889	7	1	1	—	1	2	—	1	1	—
3363	Motor vehicle parts mfg .....	(G)	(D)	(D)	6	1	—	—	1	2	—	1	1	—
33633	Motor vehicle steering & suspension parts mfg .....	(E)	(D)	(D)	1	—	—	—	—	—	—	1	—	—
33639	Other motor vehicle parts mfg .....	(G)	(D)	(D)	2	—	—	—	—	1	—	—	1	—
337	Furniture & related product mfg .....	141	905	3 851	4	1	1	—	—	2	—	—	—	—
3371	HH & institutional furniture & kitchen cabinet mfg .....	141	905	3 851	4	1	1	—	—	2	—	—	—	—
33711	Wood kitchen cabinet & countertop mfg .....	141	905	3 851	4	1	1	—	—	2	—	—	—	—
337110	Wood kitchen cabinet & countertop mfg .....	141	905	3 851	4	1	1	—	—	2	—	—	—	—
<b>42</b>	<b>Wholesale trade .....</b>	<b>871</b>	<b>7 790</b>	<b>31 554</b>	<b>104</b>	<b>65</b>	<b>18</b>	<b>9</b>	<b>9</b>	<b>3</b>	—	—	—	—
421	Wholesale trade, durable goods .....	651	5 691	22 942	78	48	14	7	7	2	—	—	—	—
4218	Machinery, equipment & supplies whsle .....	298	3 366	13 404	29	14	6	4	4	1	—	—	—	—
42183	Industrial machinery & equipment whsle .....	262	3 111	12 221	20	9	2	4	4	1	—	—	—	—
421830	Industrial machinery & equipment whsle ...	262	3 111	12 221	20	9	2	4	4	1	—	—	—	—
422	Wholesale trade, nondurable goods .....	220	2 099	8 612	26	17	4	2	2	1	—	—	—	—
4229	Miscellaneous nondurable goods whsle .....	107	1 277	5 495	8	7	—	—	—	1	—	—	—	—
<b>44-45</b>	<b>Retail trade .....</b>	<b>8 984</b>	<b>35 828</b>	<b>151 705</b>	<b>483</b>	<b>189</b>	<b>137</b>	<b>85</b>	<b>45</b>	<b>12</b>	<b>9</b>	<b>4</b>	<b>1</b>	<b>1</b>
441	Motor vehicle & parts dealers .....	861	6 994	29 426	56	25	10	9	7	4	1	—	—	—
4411	Automobile dealers .....	487	4 336	18 424	20	11	—	1	4	3	1	—	—	—
44111	New car dealers .....	449	4 123	17 605	9	1	—	1	3	3	1	—	—	—
441110	New car dealers .....	449	4 123	17 605	9	1	—	1	3	3	1	—	—	—
4412	Other motor vehicle dealers .....	173	1 506	6 344	9	4	2	1	1	1	—	—	—	—
44121	Recreational vehicle dealers .....	156	1 407	5 903	4	1	—	1	1	1	—	—	—	—
441210	Recreational vehicle dealers .....	156	1 407	5 903	4	1	—	1	1	1	—	—	—	—
4413	Automotive parts, accessories & tire stores .....	201	1 152	4 658	27	10	8	7	2	—	—	—	—	—
44131	Automotive parts, accessories & tire stores ...	103	551	2 196	17	8	6	2	1	—	—	—	—	—
441310	Automotive parts, accessories & tire stores ...	103	551	2 196	17	8	6	2	1	—	—	—	—	—
442	Furniture & home furnishing stores .....	249	1 286	5 893	27	14	4	6	3	—	—	—	—	—
4421	Furniture stores .....	102	621	2 834	9	4	3	—	2	—	—	—	—	—
44211	Furniture stores .....	102	621	2 834	9	4	3	—	2	—	—	—	—	—
442110	Furniture stores .....	102	621	2 834	9	4	3	—	2	—	—	—	—	—
4422	Home furnishings stores .....	147	665	3 059	18	10	1	6	1	—	—	—	—	—
443	Electronics & appliance stores .....	203	1 057	4 047	22	16	4	1	—	—	1	—	—	—
4431	Electronics & appliance stores .....	203	1 057	4 047	22	16	4	1	—	—	1	—	—	—
44311	Appliance, TV & all other electronics stores ...	183	929	3 470	14	9	3	1	—	—	1	—	—	—
443112	Radio, television & other electronics stores ...	172	876	3 251	11	7	2	1	—	—	1	—	—	—
444	Bldg material & garden equip & supp dealers .....	336	1 710	6 835	41	18	11	9	3	—	—	—	—	—
4441	Building material & supplies dealers .....	297	1 585	6 263	29	9	9	8	3	—	—	—	—	—
44419	Other building material dealers .....	121	739	3 337	17	5	7	5	—	—	—	—	—	—
444190	Other building material dealers .....	121	739	3 337	17	5	7	5	—	—	—	—	—	—
445	Food & beverage stores .....	931	3 502	13 506	48	16	16	3	6	5	2	—	—	—
4451	Grocery stores .....	830	3 225	12 383	24	3	6	2	6	5	2	—	—	—
44511	Grocery (except convenience) stores .....	759	3 097	11 813	15	—	2	1	5	5	2	—	—	—
445110	Grocery (except convenience) stores .....	759	3 097	11 813	15	—	2	1	5	5	2	—	—	—
446	Health & personal care stores .....	340	1 811	7 143	32	13	6	5	8	—	—	—	—	—
4461	Health & personal care stores .....	340	1 811	7 143	32	13	6	5	8	—	—	—	—	—
44611	Pharmacies & drug stores .....	173	990	3 938	11	3	1	2	5	—	—	—	—	—
446110	Pharmacies & drug stores .....	173	990	3 938	11	3	1	2	5	—	—	—	—	—

See footnotes at end of table.

**Table 6. Counties—Employees, Payroll, and Establishments by Industry: 2000—Con.**

[Excludes most government employees, railroad employees, and self-employed persons. Size class 1 to 4 includes establishments with payroll, but no employees, during mid-March pay period. (D) denotes figures withheld to avoid disclosing data for individual companies; the data are included in broader industry totals. Detailed industries with 100 or more employees are shown if industry was not a (D). For explanation of terms, abbreviations, and data reliability/comparability, see introductory text]

NAICS code	Industry	Number of employees for week including March 12	Payroll (\$1,000)		Total number of establishments	Number of establishments by employment-size class									
			First quarter	Annual		1 to 4	5 to 9	10 to 19	20 to 49	50 to 99	100 to 249	250 to 499	500 to 999	1,000 or more	
<b>JOHNSON—Con.</b>															
<b>44-45 Retail trade—Con.</b>															
447	Gasoline stations .....	401	1 620	6 740	43	8	23	9	2	1	-	-	-	-	
4471	Gasoline stations .....	401	1 620	6 740	43	8	23	9	2	1	-	-	-	-	
44711	Gasoline stations with convenience stores ...	199	754	3 280	27	4	15	8	-	-	-	-	-	-	
447110	Gasoline stations with convenience stores ...	199	754	3 280	27	4	15	8	-	-	-	-	-	-	
44719	Other gasoline stations .....	202	866	3 460	16	4	8	1	2	1	-	-	-	-	
447190	Other gasoline stations .....	202	866	3 460	16	4	8	1	2	1	-	-	-	-	
448	Clothing & clothing accessories stores .....	852	2 573	10 735	93	27	34	23	9	-	-	-	-	-	
4481	Clothing stores .....	572	1 429	5 932	54	11	19	17	7	-	-	-	-	-	
44812	Women's clothing stores .....	204	512	2 188	26	6	13	7	-	-	-	-	-	-	
448120	Women's clothing stores .....	204	512	2 188	26	6	13	7	-	-	-	-	-	-	
44814	Family clothing stores .....	183	432	1 670	10	-	1	4	5	-	-	-	-	-	
448140	Family clothing stores .....	183	432	1 670	10	-	1	4	5	-	-	-	-	-	
4482	Shoe stores .....	146	428	1 726	18	9	5	3	1	-	-	-	-	-	
44821	Shoe stores .....	146	428	1 726	18	9	5	3	1	-	-	-	-	-	
448210	Shoe stores .....	146	428	1 726	18	9	5	3	1	-	-	-	-	-	
4483	Jewelry, luggage & leather goods stores .....	134	716	3 077	21	7	10	3	1	-	-	-	-	-	
44831	Jewelry stores .....	134	716	3 077	21	7	10	3	1	-	-	-	-	-	
448310	Jewelry stores .....	134	716	3 077	21	7	10	3	1	-	-	-	-	-	
451	Sporting goods, hobby, book & music stores .....	1 324	3 897	17 645	27	11	9	5	1	-	-	-	-	1	
4511	Sporting goods, hobby, musical instrument stores .....	(C)	(D)	(D)	20	9	5	5	1	-	-	-	-	-	
4512	Book, periodical & music stores .....	(G)	(D)	(D)	7	2	4	-	-	-	-	-	-	1	
45122	Prerecorded tape, CD & record stores .....	(G)	(D)	(D)	3	-	2	-	-	-	-	-	-	1	
452	General merchandise stores .....	2 972	9 471	41 381	20	2	2	4	-	2	5	4	1	-	
4521	Department stores .....	1 605	5 112	22 642	8	-	-	-	-	1	4	3	-	-	
45211	Department stores .....	1 605	5 112	22 642	8	-	-	-	-	1	4	3	-	-	
452110	Department stores .....	1 605	5 112	22 642	8	-	-	-	-	1	4	3	-	-	
4529	Other general merchandise stores .....	1 367	4 359	18 739	12	2	2	4	-	1	1	1	1	-	
45291	Warehouse clubs & superstores .....	(G)	(D)	(D)	3	-	-	-	-	1	1	1	1	-	
45299	All other general merchandise stores .....	(C)	(D)	(D)	9	2	2	4	-	1	-	-	-	-	
453	Miscellaneous store retailers .....	441	1 386	5 708	57	27	14	11	5	-	-	-	-	-	
4532	Office supplies, stationery & gift stores .....	194	453	1 812	19	5	6	6	2	-	-	-	-	-	
45322	Gift, novelty & souvenir stores .....	194	453	1 812	19	5	6	6	2	-	-	-	-	-	
453220	Gift, novelty & souvenir stores .....	194	453	1 812	19	5	6	6	2	-	-	-	-	-	
4539	Other miscellaneous store retailers .....	138	600	2 546	20	12	2	4	2	-	-	-	-	-	
<b>48-49 Transportation &amp; warehousing .....</b>															
484	Truck transportation .....	592	5 808	24 735	43	30	4	5	3	-	-	1	-	-	
4841	General freight trucking .....	495	5 212	22 027	26	19	2	1	3	-	-	1	-	-	
48412	General freight trucking, long-distance .....	447	4 908	20 512	18	12	2	1	2	-	-	1	-	-	
<b>51 Information .....</b>															
511	Publishing industries .....	(C)	(D)	(D)	5	4	-	-	-	-	1	-	-	-	
5111	Newspaper, periodical, book, database publishers .....	(C)	(D)	(D)	3	2	-	-	-	-	1	-	-	-	
51111	Newspaper publishers .....	(C)	(D)	(D)	2	1	-	-	-	-	1	-	-	-	
513	Broadcasting & telecommunications .....	259	1 742	7 809	11	5	1	2	2	-	1	-	-	-	
5133	Telecommunications .....	(C)	(D)	(D)	9	5	1	1	1	-	1	-	-	-	
51333	Telecommunications resellers .....	(C)	(D)	(D)	3	1	-	1	-	-	1	-	-	-	
<b>52 Finance &amp; insurance .....</b>															
522	Credit intermediation & related activities .....	734	5 402	21 140	76	39	22	11	2	1	1	-	-	-	
5221	Depository credit intermediation .....	590	4 364	16 161	37	12	13	8	2	1	1	-	-	-	
52211	Commercial banking .....	(E)	(D)	(D)	27	10	9	6	1	1	-	-	-	-	
52212	Savings institutions .....	282	2 452	8 182	8	1	4	1	1	-	1	-	-	-	
522120	Savings institutions .....	282	2 452	8 182	8	1	4	1	1	-	1	-	-	-	
5222	Nondepository credit intermediation .....	130	958	4 552	30	19	8	3	-	-	-	-	-	-	
52229	Other nondepository credit intermediation .....	(C)	(D)	(D)	29	18	8	3	-	-	-	-	-	-	
524	Insurance carriers & related activities .....	466	3 770	11 579	97	81	11	2	2	-	1	-	-	-	
5242	Agencies & other insurance related activities ...	374	2 991	8 752	66	56	6	1	2	-	1	-	-	-	
52421	Insurance agencies & brokerages .....	(C)	(D)	(D)	61	52	6	1	2	-	-	-	-	-	
52429	Other insurance related activities .....	(C)	(D)	(D)	5	4	-	-	-	-	1	-	-	-	
<b>53 Real estate &amp; rental &amp; leasing .....</b>															
531	Real estate .....	249	1 562	6 443	65	48	12	4	1	-	-	-	-	-	
5312	Offices of real estate agents & brokers .....	107	654	2 892	27	17	8	2	-	-	-	-	-	-	
53121	Offices of real estate agents & brokers .....	107	654	2 892	27	17	8	2	-	-	-	-	-	-	
531210	Offices of real estate agents & brokers .....	107	654	2 892	27	17	8	2	-	-	-	-	-	-	
532	Rental & leasing services .....	153	471	2 371	20	6	7	6	1	-	-	-	-	-	
5322	Consumer goods rental .....	(C)	(D)	(D)	14	3	6	5	-	-	-	-	-	-	

See footnotes at end of table.

**Table 6. Counties—Employees, Payroll, and Establishments by Industry: 2000—Con.**

[Excludes most government employees, railroad employees, and self-employed persons. Size class 1 to 4 includes establishments with payroll, but no employees, during mid-March pay period. (D) denotes figures withheld to avoid disclosing data for individual companies; the data are included in broader industry totals. Detailed industries with 100 or more employees are shown if industry was not a (D). For explanation of terms, abbreviations, and data reliability/comparability, see introductory text]

NAICS code	Industry	Number of employees for week including March 12	Payroll (\$1,000)		Total number of establishments	Number of establishments by employment-size class									
			First quarter	Annual		1 to 4	5 to 9	10 to 19	20 to 49	50 to 99	100 to 249	250 to 499	500 to 999	1,000 or more	
<b>JOHNSON—Con.</b>															
<b>54</b>	<b>Professional, scientific &amp; technical services</b>	<b>964</b>	<b>6 525</b>	<b>28 134</b>	<b>210</b>	<b>142</b>	<b>42</b>	<b>21</b>	<b>4</b>	<b>1</b>	—	—	—	—	
541	Professional, scientific & technical services	964	6 525	28 134	210	142	42	21	4	1	—	—	—	—	
5411	Legal services	171	1 133	4 598	44	31	9	4	—	—	—	—	—	—	
54111	Offices of lawyers	133	826	3 730	37	26	9	2	—	—	—	—	—	—	
541110	Offices of lawyers	133	826	3 730	37	26	9	2	—	—	—	—	—	—	
5412	Accounting, tax prep, bookkeep, payroll services	130	776	3 495	32	22	8	2	—	—	—	—	—	—	
54121	Accounting, tax prep, bookkeep, payroll services	130	776	3 495	32	22	8	2	—	—	—	—	—	—	
5413	Architectural, engineering & related services	203	1 357	5 950	34	16	11	5	2	—	—	—	—	—	
54133	Engineering services	127	946	4 333	22	12	4	5	1	—	—	—	—	—	
541330	Engineering services	127	946	4 333	22	12	4	5	1	—	—	—	—	—	
5415	Computer systems design & related services	113	1 640	6 527	27	21	4	1	1	—	—	—	—	—	
54151	Computer systems design & related services	113	1 640	6 527	27	21	4	1	1	—	—	—	—	—	
5419	Oth professional, scientific, technical services	233	841	4 168	30	17	5	6	1	1	—	—	—	—	
<b>55</b>	<b>Management of companies &amp; enterprises</b>	<b>193</b>	<b>3 406</b>	<b>12 070</b>	<b>16</b>	<b>5</b>	<b>7</b>	<b>1</b>	<b>2</b>	<b>1</b>	—	—	—	—	
551	Management of companies & enterprises	193	3 406	12 070	16	5	7	1	2	1	—	—	—	—	
5511	Management of companies & enterprises	193	3 406	12 070	16	5	7	1	2	1	—	—	—	—	
55111	Management of companies & enterprises	193	3 406	12 070	16	5	7	1	2	1	—	—	—	—	
<b>56</b>	<b>Admin, support, waste mgt, remediation services</b>	<b>2 800</b>	<b>16 617</b>	<b>75 941</b>	<b>129</b>	<b>83</b>	<b>15</b>	<b>17</b>	<b>5</b>	<b>5</b>	<b>3</b>	—	—	<b>1</b>	
561	Administrative & support services	2 715	15 932	72 899	121	78	15	15	5	4	3	—	—	1	
5611	Office administrative services	112	474	1 802	4	2	—	—	—	2	—	—	—	—	
56111	Office administrative services	112	474	1 802	4	2	—	—	—	2	—	—	—	—	
561110	Office administrative services	112	474	1 802	4	2	—	—	—	2	—	—	—	—	
5613	Employment services	1 941	12 935	58 001	11	5	—	1	—	2	2	—	—	1	
56132	Temporary help services	(E)	(D)	(D)	8	3	—	1	—	2	2	—	—	—	
56133	Employee leasing services	(G)	(D)	(D)	1	—	—	—	—	—	—	—	—	1	
5616	Investigation & security services	149	408	1 565	5	2	2	—	—	—	1	—	—	—	
56161	Investigation, guard & armored car services	(C)	(D)	(D)	4	2	1	—	—	—	1	—	—	—	
5617	Services to buildings & dwellings	388	1 346	8 067	70	46	9	10	5	—	—	—	—	—	
56172	Janitorial services	207	606	2 414	21	11	2	3	5	—	—	—	—	—	
561720	Janitorial services	207	606	2 414	21	11	2	3	5	—	—	—	—	—	
56173	Landscaping services	133	505	4 282	36	26	4	6	—	—	—	—	—	—	
561730	Landscaping services	133	505	4 282	36	26	4	6	—	—	—	—	—	—	
<b>61</b>	<b>Educational services</b>	<b>693</b>	<b>2 338</b>	<b>9 768</b>	<b>23</b>	<b>12</b>	<b>2</b>	<b>8</b>	—	—	—	—	<b>1</b>	—	
611	Educational services	693	2 338	9 768	23	12	2	8	—	—	—	—	1	—	
6113	Colleges, universities & professional schools	(F)	(D)	(D)	1	—	—	—	—	—	—	—	1	—	
61131	Colleges, universities & professional schools	(F)	(D)	(D)	1	—	—	—	—	—	—	—	1	—	
<b>62</b>	<b>Health care and social assistance</b>	<b>4 862</b>	<b>29 193</b>	<b>122 320</b>	<b>213</b>	<b>84</b>	<b>66</b>	<b>32</b>	<b>17</b>	<b>4</b>	<b>5</b>	<b>4</b>	<b>1</b>	—	
621	Ambulatory health care services	1 267	9 245	40 565	149	68	43	25	11	1	1	—	—	—	
6211	Offices of physicians	444	3 960	18 840	48	19	14	9	5	1	—	—	—	—	
62111	Offices of physicians	444	3 960	18 840	48	19	14	9	5	1	—	—	—	—	
6212	Offices of dentists	312	2 225	9 164	44	16	17	10	1	—	—	—	—	—	
62121	Offices of dentists	312	2 225	9 164	44	16	17	10	1	—	—	—	—	—	
621210	Offices of dentists	312	2 225	9 164	44	16	17	10	1	—	—	—	—	—	
6213	Offices of other health practitioners	150	1 005	4 352	37	24	10	3	—	—	—	—	—	—	
6214	Outpatient care centers	116	1 011	4 479	10	4	2	1	3	—	—	—	—	—	
6219	Other ambulatory health care services	(C)	(D)	(D)	2	1	—	—	—	—	1	—	—	—	
62191	Ambulance services	(C)	(D)	(D)	2	1	—	—	—	—	1	—	—	—	
622	Hospitals	(G)	(D)	(D)	4	—	—	—	—	—	2	1	1	—	
6221	General medical & surgical hospitals	1 369	9 445	37 512	3	—	—	—	—	—	1	1	1	—	
62211	General medical & surgical hospitals	1 369	9 445	37 512	3	—	—	—	—	—	1	1	1	—	
622110	General medical & surgical hospitals	1 369	9 445	37 512	3	—	—	—	—	—	1	1	1	—	
6222	Psychiatric & substance abuse hospitals	(C)	(D)	(D)	1	—	—	—	—	—	1	—	—	—	
62221	Psychiatric & substance abuse hospitals	(C)	(D)	(D)	1	—	—	—	—	—	1	—	—	—	
623	Nursing & residential care facilities	1 546	7 494	30 836	22	3	6	3	4	2	1	3	—	—	
6231	Nursing care facilities	391	2 078	9 058	6	1	1	—	1	2	1	—	—	—	
62311	Nursing care facilities	391	2 078	9 058	6	1	1	—	1	2	1	—	—	—	
623110	Nursing care facilities	391	2 078	9 058	6	1	1	—	1	2	1	—	—	—	
6232	Residential mental retardation, health facil	154	664	2 784	9	—	5	2	2	—	—	—	—	—	
6233	Community care facilities for the elderly	1 001	4 752	18 994	7	2	—	1	1	—	—	3	—	—	
62331	Community care facilities for the elderly	1 001	4 752	18 994	7	2	—	1	1	—	—	3	—	—	
624	Social assistance	(F)	(D)	(D)	38	13	17	4	2	1	1	—	—	—	
6243	Vocational rehabilitation services	(E)	(D)	(D)	2	—	—	—	—	1	1	—	—	—	
62431	Vocational rehabilitation services	(E)	(D)	(D)	2	—	—	—	—	1	1	—	—	—	
6244	Child day care services	211	577	2 438	20	5	9	4	2	—	—	—	—	—	
62441	Child day care services	211	577	2 438	20	5	9	4	2	—	—	—	—	—	
624410	Child day care services	211	577	2 438	20	5	9	4	2	—	—	—	—	—	
<b>71</b>	<b>Arts, entertainment &amp; recreation</b>	<b>490</b>	<b>1 299</b>	<b>6 268</b>	<b>37</b>	<b>19</b>	<b>6</b>	<b>4</b>	<b>5</b>	<b>3</b>	—	—	—	—	
713	Amusement, gambling & recreation industries	(E)	(D)	(D)	32	16	5	3	5	3	—	—	—	—	
7139	Other amusement & recreation industries	(E)	(D)	(D)	30	14	5	3	5	3	—	—	—	—	
71391	Golf courses & country clubs	250	629	3 428	11	3	2	2	2	2	—	—	—	—	
713910	Golf courses & country clubs	250	629	3 428	11	3	2	2	2	2	—	—	—	—	
71394	Fitness & recreational sports centers	150	346	1 199	11	6	2	—	2	1	—	—	—	—	
713940	Fitness & recreational sports centers	150	346	1 199	11	6	2	—	2	1	—	—	—	—	

See footnotes at end of table.

**Table 6. Counties—Employees, Payroll, and Establishments by Industry: 2000—Con.**

[Excludes most government employees, railroad employees, and self-employed persons. Size class 1 to 4 includes establishments with payroll, but no employees, during mid-March pay period. (D) denotes figures withheld to avoid disclosing data for individual companies; the data are included in broader industry totals. Detailed industries with 100 or more employees are shown if industry was not a (D). For explanation of terms, abbreviations, and data reliability/comparability, see introductory text]

NAICS code	Industry	Number of employees for week including March 12	Payroll (\$1,000)		Total number of establishments	Number of establishments by employment-size class								
			First quarter	Annual		1 to 4	5 to 9	10 to 19	20 to 49	50 to 99	100 to 249	250 to 499	500 to 999	1,000 or more
<b>JOHNSON—Con.</b>														
<b>72</b>	<b>Accommodation &amp; food services</b>	<b>4 414</b>	<b>10 492</b>	<b>44 624</b>	<b>213</b>	<b>51</b>	<b>36</b>	<b>45</b>	<b>61</b>	<b>16</b>	<b>3</b>	<b>1</b>		
721	Accommodation	139	377	1 816	14	6	1	5	2	—	—	—	—	—
7211	Traveler accommodation	(C)	(D)	(D)	10	3	—	5	2	—	—	—	—	—
72111	Hotels (exc casino hotels) & motels	125	312	1 535	9	2	—	5	2	—	—	—	—	—
721110	Hotels (exc casino hotels) & motels	125	312	1 535	9	2	—	5	2	—	—	—	—	—
722	Food services & drinking places	4 275	10 115	42 808	199	45	35	40	59	16	3	1	—	—
7221	Full-service restaurants	1 574	4 028	16 226	61	16	7	10	19	7	2	—	—	—
72211	Full-service restaurants	1 574	4 028	16 226	61	16	7	10	19	7	2	—	—	—
722110	Full-service restaurants	1 574	4 028	16 226	61	16	7	10	19	7	2	—	—	—
7222	Limited-service eating places	2 539	5 675	24 709	119	16	25	29	39	8	1	1	—	—
72221	Limited-service eating places	2 539	5 675	24 709	119	16	25	29	39	8	1	1	—	—
722211	Limited-service restaurants	2 104	4 620	20 235	96	11	16	26	36	6	—	1	—	—
722212	Cafeterias	283	721	2 843	10	—	6	1	1	—	1	—	—	—
722213	Snack & nonalcoholic beverage bars	152	334	1 631	13	5	3	2	2	1	—	—	—	—
<b>81</b>	<b>Other services (except public administration)</b>	<b>2 098</b>	<b>9 448</b>	<b>39 627</b>	<b>293</b>	<b>165</b>	<b>76</b>	<b>35</b>	<b>12</b>	<b>3</b>	<b>2</b>			
811	Repair & maintenance	521	3 502	15 294	93	55	20	14	4	—	—	—	—	—
8111	Automotive repair & maintenance	398	2 552	10 525	65	36	15	12	2	—	—	—	—	—
81111	Automotive mechanical & electrical R&M	202	1 218	5 138	41	27	7	7	—	—	—	—	—	—
811111	General automotive repair	142	793	3 427	32	21	7	4	—	—	—	—	—	—
811112	Automotive body, paint, interior & glass repair	121	978	3 528	15	7	4	2	2	—	—	—	—	—
812	Personal & laundry services	672	2 707	10 710	81	38	29	9	2	2	1	—	—	—
8121	Personal care services	319	1 338	5 314	41	16	17	6	1	1	—	—	—	—
81211	Hair, nail & skin care services	287	1 297	5 113	34	11	16	5	1	1	—	—	—	—
812112	Beauty salons	281	1 283	5 051	31	8	16	5	1	1	—	—	—	—
8122	Death care services	116	583	2 122	9	1	6	1	—	1	—	—	—	—
8123	Drycleaning & laundry services	185	618	2 488	17	11	3	1	1	—	1	—	—	—
81232	Drycleaning & laundry services (exc coin-op)	151	520	2 230	9	4	3	1	—	—	1	—	—	—
812320	Drycleaning & laundry services (exc coin-op)	151	520	2 230	9	4	3	1	—	—	1	—	—	—
813	Religious, grantmaking, civic, prof & like organizations	905	3 239	13 623	119	72	27	12	6	1	1	—	—	—
8131	Religious organizations	746	2 739	11 130	76	40	21	8	5	1	1	—	—	—
81311	Religious organizations	746	2 739	11 130	76	40	21	8	5	1	1	—	—	—
813110	Religious organizations	746	2 739	11 130	76	40	21	8	5	1	1	—	—	—
<b>95</b>	<b>Auxiliaries (exc corporate, subsidiary &amp; regional mgt)</b>	<b>197</b>	<b>2 057</b>	<b>6 449</b>	<b>4</b>				<b>3</b>	<b>1</b>				
<b>99</b>	<b>Unclassified establishments</b>	<b>8</b>	<b>34</b>	<b>345</b>	<b>15</b>	<b>15</b>								
<b>KNOX</b>														
	<b>Total</b>	<b>14 062</b>	<b>78 408</b>	<b>316 985</b>	<b>1 028</b>	<b>497</b>	<b>235</b>	<b>162</b>	<b>82</b>	<b>35</b>	<b>13</b>	<b>3</b>		<b>1</b>
<b>11</b>	<b>Forestry, fishing, hunting, and agriculture support</b>	<b>(A)</b>	<b>(D)</b>	<b>(D)</b>	<b>3</b>	<b>2</b>	<b>1</b>							
<b>21</b>	<b>Mining</b>	<b>526</b>	<b>7 255</b>	<b>28 536</b>	<b>13</b>	<b>5</b>	<b>3</b>		<b>2</b>	<b>1</b>	<b>2</b>			
212	Mining (except oil & gas)	505	7 159	28 101	7	1	1	—	2	1	2	—	—	—
2121	Coal mining	(E)	(D)	(D)	6	1	—	—	2	1	2	—	—	—
21211	Coal mining	(E)	(D)	(D)	6	1	—	—	2	1	2	—	—	—
<b>22</b>	<b>Utilities</b>	<b>218</b>	<b>2 357</b>	<b>8 996</b>	<b>9</b>	<b>4</b>	<b>1</b>		<b>1</b>	<b>3</b>				
221	Utilities	218	2 357	8 996	9	4	1	—	1	3	—	—	—	—
2211	Elec pwr generation, transmsn & distribution	(C)	(D)	(D)	6	3	—	—	1	2	—	—	—	—
22112	Electric pwr transmsn, control & distribution	(C)	(D)	(D)	5	3	—	—	1	1	—	—	—	—
<b>23</b>	<b>Construction</b>	<b>423</b>	<b>2 325</b>	<b>9 732</b>	<b>85</b>	<b>50</b>	<b>19</b>	<b>15</b>	<b>1</b>					
233	Building, developing & general contracting	170	780	3 112	31	18	6	7	—	—	—	—	—	—
2332	Residential building construction	119	446	1 727	27	18	5	4	—	—	—	—	—	—
23321	Single-family housing construction	105	394	1 487	24	16	4	4	—	—	—	—	—	—
233210	Single-family housing construction	105	394	1 487	24	16	4	4	—	—	—	—	—	—
235	Special trade contractors	210	1 089	4 383	50	31	12	7	—	—	—	—	—	—
<b>31-33</b>	<b>Manufacturing</b>	<b>1 416</b>	<b>10 465</b>	<b>42 679</b>	<b>40</b>	<b>11</b>	<b>13</b>	<b>5</b>	<b>6</b>	<b>1</b>	<b>2</b>	<b>2</b>		
311	Food mfg	190	865	3 708	5	1	2	1	—	—	1	—	—	—
3118	Bakeries & tortilla mfg	(C)	(D)	(D)	1	—	—	—	—	—	1	—	—	—
31181	Bread & bakery product mfg	(C)	(D)	(D)	1	—	—	—	—	—	1	—	—	—
322	Paper mfg	(C)	(D)	(D)	1	—	—	—	—	—	1	—	—	—
3222	Converted paper product mfg	(C)	(D)	(D)	1	—	—	—	—	—	1	—	—	—
32221	Paperboard container mfg	(C)	(D)	(D)	1	—	—	—	—	—	1	—	—	—
327	Nonmetallic mineral product mfg	(E)	(D)	(D)	5	1	2	—	1	—	—	1	—	—
3272	Glass & glass product mfg	(E)	(D)	(D)	2	—	1	—	—	—	—	1	—	—
32721	Glass & glass product mfg	(E)	(D)	(D)	2	—	1	—	—	—	—	1	—	—
331	Primary metal mfg	(E)	(D)	(D)	2	—	—	—	1	—	—	1	—	—
3314	Nonferrous (exc alum) production & processing	(E)	(D)	(D)	2	—	—	—	1	—	—	1	—	—
33149	Other nonferrous roll, draw, extruding, alloying	(E)	(D)	(D)	1	—	—	—	—	—	—	1	—	—
332	Fabricated metal product mfg	123	992	3 992	6	1	3	1	—	1	—	—	—	—

See footnotes at end of table.

**Table 6. Counties—Employees, Payroll, and Establishments by Industry: 2000—Con.**

[Excludes most government employees, railroad employees, and self-employed persons. Size class 1 to 4 includes establishments with payroll, but no employees, during mid-March pay period. (D) denotes figures withheld to avoid disclosing data for individual companies; the data are included in broader industry totals. Detailed industries with 100 or more employees are shown if industry was not a (D). For explanation of terms, abbreviations, and data reliability/comparability, see introductory text]

NAICS code	Industry	Number of employees for week including March 12	Payroll (\$1,000)		Total number of establishments	Number of establishments by employment-size class								
			First quarter	Annual		1 to 4	5 to 9	10 to 19	20 to 49	50 to 99	100 to 249	250 to 499	500 to 999	1,000 or more
<b>KNOX—Con.</b>														
<b>42</b>	<b>Wholesale trade</b> .....	<b>821</b>	<b>6 094</b>	<b>24 560</b>	<b>68</b>	<b>32</b>	<b>14</b>	<b>13</b>	<b>4</b>	<b>4</b>	<b>1</b>	—	—	—
421	Wholesale trade, durable goods .....	338	2 343	9 845	31	14	4	9	2	2	—	—	—	—
4211	Motor vehicle, motor vehicle pt & supply whsle .	104	879	3 492	7	3	—	2	1	1	—	—	—	—
4218	Machinery, equipment & supplies whsle .....	100	544	2 272	12	5	2	4	1	—	—	—	—	—
422	Wholesale trade, nondurable goods .....	483	3 751	14 715	37	18	10	4	2	2	1	—	—	—
4224	Grocery & related product whsle .....	158	1 771	6 758	7	3	1	—	1	2	—	—	—	—
42249	Other grocery & related products whsle .....	148	1 703	6 517	3	—	—	—	1	2	—	—	—	—
422490	Other grocery & related products whsle .....	148	1 703	6 517	3	—	—	—	1	2	—	—	—	—
4229	Miscellaneous nondurable goods whsle .....	215	1 347	5 253	9	3	3	1	1	—	1	—	—	—
42294	Tobacco & tobacco product whsle .....	(C)	(D)	(D)	1	—	—	—	—	—	1	—	—	—
<b>44-45</b>	<b>Retail trade</b> .....	<b>2 557</b>	<b>9 930</b>	<b>40 356</b>	<b>232</b>	<b>106</b>	<b>61</b>	<b>42</b>	<b>16</b>	<b>5</b>	<b>1</b>	<b>1</b>	—	—
441	Motor vehicle & parts dealers .....	334	2 056	8 433	30	10	9	6	5	—	—	—	—	—
4411	Automobile dealers .....	225	1 463	5 942	16	6	4	1	5	—	—	—	—	—
44111	New car dealers .....	189	1 274	5 061	7	1	—	1	5	—	—	—	—	—
441110	New car dealers .....	189	1 274	5 061	7	1	—	1	5	—	—	—	—	—
444	Bldg material & garden equip & supp dealers .....	236	1 420	5 640	19	7	4	6	1	1	—	—	—	—
4441	Building material & supplies dealers .....	183	1 190	4 661	13	6	2	3	1	1	—	—	—	—
445	Food & beverage stores .....	406	938	3 484	21	8	6	2	2	2	1	—	—	—
4451	Grocery stores .....	(E)	(D)	(D)	11	6	—	—	2	2	1	—	—	—
44511	Grocery (except convenience) stores .....	345	833	3 060	9	4	—	—	2	2	1	—	—	—
445110	Grocery (except convenience) stores .....	345	833	3 060	9	4	—	—	2	2	1	—	—	—
446	Health & personal care stores .....	146	801	3 418	11	4	1	3	3	—	—	—	—	—
4461	Health & personal care stores .....	146	801	3 418	11	4	1	3	3	—	—	—	—	—
44611	Pharmacies & drug stores .....	136	761	3 236	7	1	—	3	3	—	—	—	—	—
446110	Pharmacies & drug stores .....	136	761	3 236	7	1	—	3	3	—	—	—	—	—
447	Gasoline stations .....	214	651	2 742	31	11	12	8	—	—	—	—	—	—
4471	Gasoline stations .....	214	651	2 742	31	11	12	8	—	—	—	—	—	—
44711	Gasoline stations with convenience stores ...	155	460	2 014	19	4	8	7	—	—	—	—	—	—
447110	Gasoline stations with convenience stores .	155	460	2 014	19	4	8	7	—	—	—	—	—	—
448	Clothing & clothing accessories stores .....	295	809	3 380	36	20	7	7	1	1	—	—	—	—
4481	Clothing stores .....	230	562	2 407	24	13	4	5	1	1	—	—	—	—
44814	Family clothing stores .....	145	378	1 540	7	2	2	1	1	1	—	—	—	—
448140	Family clothing stores .....	145	378	1 540	7	2	2	1	1	1	—	—	—	—
452	General merchandise stores .....	516	1 935	7 964	12	5	4	—	1	1	—	1	—	—
4529	Other general merchandise stores .....	(E)	(D)	(D)	11	5	4	—	1	—	—	1	—	—
45291	Warehouse clubs & superstores .....	(E)	(D)	(D)	1	—	—	—	—	—	—	1	—	—
453	Miscellaneous store retailers .....	211	542	2 277	28	15	6	5	2	—	—	—	—	—
<b>48-49</b>	<b>Transportation &amp; warehousing</b> .....	<b>651</b>	<b>4 204</b>	<b>16 266</b>	<b>60</b>	<b>38</b>	<b>10</b>	<b>7</b>	<b>2</b>	<b>1</b>	<b>2</b>	—	—	—
484	Truck transportation .....	576	3 707	14 093	46	29	8	5	1	1	2	—	—	—
4841	General freight trucking .....	549	3 588	13 595	30	15	6	5	1	1	2	—	—	—
48412	General freight trucking, long-distance .....	513	3 396	12 811	22	9	5	4	1	1	2	—	—	—
<b>51</b>	<b>Information</b> .....	<b>288</b>	<b>1 574</b>	<b>6 754</b>	<b>15</b>	<b>7</b>	<b>1</b>	<b>3</b>	<b>1</b>	<b>3</b>	—	—	—	—
513	Broadcasting & telecommunications .....	(C)	(D)	(D)	10	5	1	2	—	2	—	—	—	—
<b>52</b>	<b>Finance &amp; insurance</b> .....	<b>446</b>	<b>3 254</b>	<b>11 871</b>	<b>59</b>	<b>29</b>	<b>16</b>	<b>10</b>	<b>3</b>	<b>1</b>	—	—	—	—
522	Credit intermediation & related activities .....	306	2 221	7 856	29	11	9	5	3	1	—	—	—	—
5221	Depository credit intermediation .....	(E)	(D)	(D)	23	7	7	5	3	1	—	—	—	—
52211	Commercial banking .....	192	1 542	5 142	19	6	7	4	1	1	—	—	—	—
522110	Commercial banking .....	192	1 542	5 142	19	6	7	4	1	1	—	—	—	—
524	Insurance carriers & related activities .....	121	759	3 043	23	12	7	4	—	—	—	—	—	—
<b>53</b>	<b>Real estate &amp; rental &amp; leasing</b> .....	<b>129</b>	<b>507</b>	<b>1 906</b>	<b>31</b>	<b>20</b>	<b>7</b>	<b>4</b>	—	—	—	—	—	—
<b>54</b>	<b>Professional, scientific &amp; technical services</b> .....	<b>285</b>	<b>1 334</b>	<b>5 353</b>	<b>54</b>	<b>33</b>	<b>16</b>	<b>3</b>	<b>2</b>	—	—	—	—	—
541	Professional, scientific & technical services .....	285	1 334	5 353	54	33	16	3	2	—	—	—	—	—
5412	Accounting, tax prep, bookkeep, payroll services .....	100	383	1 475	11	6	2	1	2	—	—	—	—	—
54121	Accounting, tax prep, bookkeep, payroll services .....	100	383	1 475	11	6	2	1	2	—	—	—	—	—
<b>55</b>	<b>Management of companies &amp; enterprises</b> .	<b>9</b>	<b>24</b>	<b>116</b>	<b>3</b>	<b>3</b>	—	—	—	—	—	—	—	—
<b>56</b>	<b>Admin, support, waste mgt, remediation services</b> .....	<b>458</b>	<b>1 844</b>	<b>8 066</b>	<b>28</b>	<b>13</b>	<b>4</b>	<b>4</b>	<b>5</b>	<b>1</b>	<b>1</b>	—	—	—
561	Administrative & support services .....	420	1 643	7 264	25	12	4	3	4	1	1	—	—	—
5612	Facilities support services .....	(C)	(D)	(D)	1	—	—	—	—	—	1	—	—	—
56121	Facilities support services .....	(C)	(D)	(D)	1	—	—	—	—	—	1	—	—	—
5617	Services to buildings & dwellings .....	199	613	3 109	18	8	3	3	3	1	—	—	—	—
56173	Landscaping services .....	124	392	2 149	8	4	1	—	2	1	—	—	—	—
561730	Landscaping services .....	124	392	2 149	8	4	1	—	2	1	—	—	—	—
<b>61</b>	<b>Educational services</b> .....	<b>96</b>	<b>328</b>	<b>1 141</b>	<b>6</b>	<b>3</b>	<b>2</b>	—	—	<b>1</b>	—	—	—	—

See footnotes at end of table.



**Table 6. Counties—Employees, Payroll, and Establishments by Industry: 2000—Con.**

[Excludes most government employees, railroad employees, and self-employed persons. Size class 1 to 4 includes establishments with payroll, but no employees, during mid-March pay period. (D) denotes figures withheld to avoid disclosing data for individual companies; the data are included in broader industry totals. Detailed industries with 100 or more employees are shown if industry was not a (D). For explanation of terms, abbreviations, and data reliability/comparability, see introductory text]

NAICS code	Industry	Number of employees for week including March 12	Payroll (\$1,000)		Total number of establishments	Number of establishments by employment-size class								
			First quarter	Annual		1 to 4	5 to 9	10 to 19	20 to 49	50 to 99	100 to 249	250 to 499	500 to 999	1,000 or more
<b>KNOX—Con.</b>														
<b>62</b>	<b>Health care and social assistance . . . . .</b>	<b>3 317</b>	<b>20 669</b>	<b>84 363</b>	<b>97</b>	<b>35</b>	<b>20</b>	<b>18</b>	<b>13</b>	<b>7</b>	<b>3</b>	—	—	<b>1</b>
621	Ambulatory health care services . . . . .	821	5 748	28 521	67	29	15	15	5	2	1	—	—	—
6211	Offices of physicians . . . . .	339	3 732	19 811	31	13	6	10	1	1	—	—	—	—
62111	Offices of physicians . . . . .	339	3 732	19 811	31	13	6	10	1	1	—	—	—	—
6216	Home health care services . . . . .	241	991	3 906	5	1	—	—	3	—	1	—	—	—
62161	Home health care services . . . . .	241	991	3 906	5	1	—	—	3	—	1	—	—	—
621610	Home health care services . . . . .	241	991	3 906	5	1	—	—	3	—	1	—	—	—
622	Hospitals . . . . .	(G)	(D)	(D)	1	—	—	—	—	—	—	—	—	1
6221	General medical & surgical hospitals . . . . .	(G)	(D)	(D)	1	—	—	—	—	—	—	—	—	1
62211	General medical & surgical hospitals . . . . .	(G)	(D)	(D)	1	—	—	—	—	—	—	—	—	1
623	Nursing & residential care facilities . . . . .	480	1 984	8 186	7	—	—	—	2	4	1	—	—	—
6231	Nursing care facilities . . . . .	(E)	(D)	(D)	5	—	—	—	2	2	1	—	—	—
62311	Nursing care facilities . . . . .	(E)	(D)	(D)	5	—	—	—	2	2	1	—	—	—
624	Social assistance . . . . .	(E)	(D)	(D)	22	6	5	3	6	1	1	—	—	—
6241	Individual & family services . . . . .	245	840	3 217	9	2	3	—	3	—	1	—	—	—
62419	Other individual & family services . . . . .	(C)	(D)	(D)	5	2	1	—	1	—	1	—	—	—
6243	Vocational rehabilitation services . . . . .	(C)	(D)	(D)	6	—	1	2	2	1	—	—	—	—
62431	Vocational rehabilitation services . . . . .	(C)	(D)	(D)	6	—	1	2	2	1	—	—	—	—
<b>71</b>	<b>Arts, entertainment &amp; recreation . . . . .</b>	<b>146</b>	<b>298</b>	<b>1 371</b>	<b>9</b>	<b>3</b>	<b>2</b>	<b>3</b>	—	<b>1</b>	—	—	—	—
713	Amusement, gambling & recreation industries . . . . .	(C)	(D)	(D)	8	3	1	3	—	1	—	—	—	—
7139	Other amusement & recreation industries . . . . .	137	268	1 240	7	2	1	3	—	1	—	—	—	—
71394	Fitness & recreational sports centers . . . . .	105	196	813	4	1	1	1	—	1	—	—	—	—
713940	Fitness & recreational sports centers . . . . .	105	196	813	4	1	1	1	—	1	—	—	—	—
<b>72</b>	<b>Accommodation &amp; food services . . . . .</b>	<b>1 507</b>	<b>2 929</b>	<b>12 214</b>	<b>74</b>	<b>17</b>	<b>12</b>	<b>17</b>	<b>22</b>	<b>5</b>	<b>1</b>	—	—	—
721	Accommodation . . . . .	144	367	1 572	6	1	2	1	1	1	—	—	—	—
7211	Traveler accommodation . . . . .	144	367	1 572	6	1	2	1	1	1	—	—	—	—
72111	Hotels (exc casino hotels) & motels . . . . .	144	367	1 572	6	1	2	1	1	1	—	—	—	—
721110	Hotels (exc casino hotels) & motels . . . . .	144	367	1 572	6	1	2	1	1	1	—	—	—	—
722	Food services & drinking places . . . . .	1 363	2 562	10 642	68	16	10	16	21	4	1	—	—	—
7221	Full-service restaurants . . . . .	342	675	2 618	23	6	4	6	6	1	—	—	—	—
72211	Full-service restaurants . . . . .	342	675	2 618	23	6	4	6	6	1	—	—	—	—
722110	Full-service restaurants . . . . .	342	675	2 618	23	6	4	6	6	1	—	—	—	—
7222	Limited-service eating places . . . . .	829	1 567	6 578	31	2	2	10	14	3	—	—	—	—
72221	Limited-service eating places . . . . .	829	1 567	6 578	31	2	2	10	14	3	—	—	—	—
7223	Special food services . . . . .	(C)	(D)	(D)	3	1	—	—	1	—	1	—	—	—
72231	Food service contractors . . . . .	(C)	(D)	(D)	2	—	—	—	1	—	1	—	—	—
<b>81</b>	<b>Other services (except public administration) . . . . .</b>	<b>735</b>	<b>2 812</b>	<b>11 773</b>	<b>137</b>	<b>82</b>	<b>33</b>	<b>18</b>	<b>3</b>	<b>1</b>	—	—	—	—
811	Repair & maintenance . . . . .	300	1 616	6 637	36	15	11	8	1	1	—	—	—	—
8111	Automotive repair & maintenance . . . . .	182	893	3 616	28	11	9	7	1	—	—	—	—	—
813	Religious, grantmaking, civic, prof & like organizations . . . . .	344	925	3 902	82	56	15	10	1	—	—	—	—	—
8131	Religious organizations . . . . .	211	528	2 194	55	41	7	6	1	—	—	—	—	—
81311	Religious organizations . . . . .	211	528	2 194	55	41	7	6	1	—	—	—	—	—
813110	Religious organizations . . . . .	211	528	2 194	55	41	7	6	1	—	—	—	—	—
<b>95</b>	<b>Auxiliaries (exc corporate, subsidiary &amp; regional mgt) . . . . .</b>	<b>(B)</b>	<b>(D)</b>	<b>(D)</b>	<b>1</b>	—	—	—	<b>1</b>	—	—	—	—	—
<b>99</b>	<b>Unclassified establishments . . . . .</b>	<b>2</b>	<b>3</b>	<b>60</b>	<b>4</b>	<b>4</b>	—	—	—	—	—	—	—	—
<b>KOSCIUSKO</b>														
	<b>Total . . . . .</b>	<b>32 756</b>	<b>237 134</b>	<b>1 012 033</b>	<b>1 896</b>	<b>1 000</b>	<b>388</b>	<b>235</b>	<b>167</b>	<b>55</b>	<b>29</b>	<b>15</b>	<b>4</b>	<b>3</b>
<b>11</b>	<b>Forestry, fishing, hunting, and agriculture support . . . . .</b>	<b>(A)</b>	<b>(D)</b>	<b>(D)</b>	<b>2</b>	<b>2</b>	—	—	—	—	—	—	—	—
<b>21</b>	<b>Mining . . . . .</b>	<b>(A)</b>	<b>(D)</b>	<b>(D)</b>	<b>2</b>	<b>1</b>	—	<b>1</b>	—	—	—	—	—	—
<b>22</b>	<b>Utilities . . . . .</b>	<b>55</b>	<b>467</b>	<b>2 068</b>	<b>3</b>	—	<b>1</b>	—	<b>2</b>	—	—	—	—	—
<b>23</b>	<b>Construction . . . . .</b>	<b>1 328</b>	<b>8 412</b>	<b>37 558</b>	<b>240</b>	<b>156</b>	<b>46</b>	<b>22</b>	<b>16</b>	—	—	—	—	—
233	Building, developing & general contracting . . . . .	445	2 730	11 793	78	52	15	4	7	—	—	—	—	—
2332	Residential building construction . . . . .	(E)	(D)	(D)	66	46	13	3	4	—	—	—	—	—
23321	Single-family housing construction . . . . .	325	1 843	7 694	65	45	13	3	4	—	—	—	—	—
233210	Single-family housing construction . . . . .	325	1 843	7 694	65	45	13	3	4	—	—	—	—	—
2333	Nonresidential building construction . . . . .	118	881	4 052	10	4	2	1	3	—	—	—	—	—
234	Heavy construction . . . . .	184	1 316	7 263	11	3	2	2	4	—	—	—	—	—
235	Special trade contractors . . . . .	699	4 366	18 502	151	101	29	16	5	—	—	—	—	—
2351	Plumbing, heating & AC contractor . . . . .	185	1 646	5 529	24	12	3	7	2	—	—	—	—	—
23511	Plumbing, heating & AC contractor . . . . .	185	1 646	5 529	24	12	3	7	2	—	—	—	—	—
235110	Plumbing, heating & AC contractor . . . . .	185	1 646	5 529	24	12	3	7	2	—	—	—	—	—
2359	Other special trade contractors . . . . .	130	702	3 494	31	23	5	2	1	—	—	—	—	—

See footnotes at end of table.

**Table 6. Counties—Employees, Payroll, and Establishments by Industry: 2000—Con.**

[Excludes most government employees, railroad employees, and self-employed persons. Size class 1 to 4 includes establishments with payroll, but no employees, during mid-March pay period. (D) denotes figures withheld to avoid disclosing data for individual companies; the data are included in broader industry totals. Detailed industries with 100 or more employees are shown if industry was not a (D). For explanation of terms, abbreviations, and data reliability/comparability, see introductory text]

NAICS code	Industry	Number of employees for week including March 12	Payroll (\$1,000)		Total number of establishments	Number of establishments by employment-size class								
			First quarter	Annual		1 to 4	5 to 9	10 to 19	20 to 49	50 to 99	100 to 249	250 to 499	500 to 999	1,000 or more
<b>KOSCIUSKO—Con.</b>														
<b>31-33</b>	<b>Manufacturing</b>	<b>16 397</b>	<b>153 511</b>	<b>659 799</b>	<b>196</b>	<b>52</b>	<b>28</b>	<b>24</b>	<b>34</b>	<b>26</b>	<b>14</b>	<b>12</b>	<b>3</b>	<b>3</b>
311	Food mfg	982	7 528	26 899	13	3	—	3	3	1	2	—	—	—
3116	Animal slaughtering & processing	(F)	(D)	(D)	3	—	—	—	—	—	2	1	—	—
31161	Animal slaughtering & processing	(F)	(D)	(D)	3	—	—	—	—	—	2	1	—	—
315	Apparel manufacturing	(C)	(D)	(D)	2	—	—	1	—	1	—	—	—	—
321	Wood product mfg	427	3 502	13 494	14	5	4	2	1	1	—	1	—	—
3219	Other wood product mfg	386	3 293	12 561	10	5	2	—	1	1	—	1	—	—
32199	All other wood product mfg	378	3 261	12 440	7	2	2	—	1	1	—	1	—	—
323	Printing & related support activities	1 931	15 953	71 191	8	—	1	3	1	—	2	—	—	1
3231	Printing & related support activities	1 931	15 953	71 191	8	—	1	3	1	—	2	—	—	1
32311	Printing	1 931	15 953	71 191	8	—	1	3	1	—	2	—	—	1
325	Chemical mfg	346	3 965	15 011	7	2	—	—	2	1	2	—	—	—
3255	Paint, coating & adhesive mfg	(C)	(D)	(D)	2	1	—	—	—	—	1	—	—	—
32551	Paint & coating mfg	(C)	(D)	(D)	2	1	—	—	—	—	1	—	—	—
3256	Soap, cleaners & toilet preparation mfg	(C)	(D)	(D)	2	1	—	—	—	—	1	—	—	—
32561	Soap & cleaning compound mfg	(C)	(D)	(D)	2	1	—	—	—	—	1	—	—	—
326	Plastics & rubber products mfg	1 151	8 029	33 978	15	3	2	1	2	5	1	1	—	—
3261	Plastics product mfg	(F)	(D)	(D)	13	3	2	1	2	4	1	—	—	—
32611	Unsupported plastics film, sheet, & bag mfg	(C)	(D)	(D)	2	—	1	—	—	—	1	—	—	—
32619	Other plastics product mfg	383	3 463	12 936	10	3	1	1	2	3	—	—	—	—
3262	Rubber product mfg	(F)	(D)	(D)	2	—	—	—	—	—	1	—	—	—
32629	Other rubber product mfg	(E)	(D)	(D)	1	—	—	—	—	—	—	1	—	—
327	Nonmetallic mineral product mfg	283	1 983	7 955	6	2	1	2	—	—	1	—	—	—
3272	Glass & glass product mfg	(E)	(D)	(D)	3	1	—	1	—	—	1	—	—	—
32721	Glass & glass product mfg	(E)	(D)	(D)	3	1	—	1	—	—	1	—	—	—
331	Primary metal mfg	1 066	9 618	38 202	7	2	—	1	1	1	1	—	1	—
3315	Foundries	(G)	(D)	(D)	5	1	—	—	1	1	1	—	1	—
33151	Ferrous metal foundries	(F)	(D)	(D)	3	—	—	—	1	1	—	—	1	—
33152	Nonferrous metal foundries	(C)	(D)	(D)	2	1	—	—	—	—	—	—	—	—
332	Fabricated metal product mfg	1 460	9 385	42 445	42	9	6	6	11	9	—	1	—	—
3323	Architectural & structural metals mfg	254	1 892	8 526	8	2	—	1	3	2	—	—	—	—
33232	Ornamental & architectural metal prod mfg	(C)	(D)	(D)	6	1	—	1	2	2	—	—	—	—
3324	Boiler, tank & shipping container mfg	433	2 093	10 088	3	—	—	—	1	1	—	1	—	—
33243	Light gauge metal container mfg	433	2 093	10 088	3	—	—	—	1	1	—	1	—	—
3327	Mach shops, turn prod, screw, nut, bolt mfg	147	1 053	4 617	11	5	2	2	1	1	—	—	—	—
3328	Coating, engrave, heat treating & oth activity	332	2 518	11 998	10	—	1	2	5	2	—	—	—	—
33281	Coating, engrave, heat treating & oth activity	332	2 518	11 998	10	—	1	2	5	2	—	—	—	—
332813	Electropl, plating, polish, anodize, coloring	185	1 261	6 302	6	—	1	3	1	—	—	—	—	—
333	Machinery mfg	921	7 822	30 410	12	2	3	1	4	—	—	2	—	—
3331	Ag, construction & mining machinery mfg	(E)	(D)	(D)	4	1	—	1	1	—	—	1	—	—
33311	Agricultural implement mfg	(E)	(D)	(D)	4	1	—	1	1	—	—	1	—	—
3333	Commercial & service industry machinery mfg	(E)	(D)	(D)	1	—	—	—	—	—	—	1	—	—
33331	Commercial & service industry machinery mfg	(E)	(D)	(D)	1	—	—	—	—	—	—	1	—	—
334	Computer & electronic product mfg	147	1 568	6 315	4	—	1	1	1	—	1	—	—	—
3345	Nav, measuring, medical, control instruments mfg	(C)	(D)	(D)	2	—	—	1	—	—	1	—	—	—
33451	Nav, measuring, medical, control instruments mfg	(C)	(D)	(D)	2	—	—	1	—	—	1	—	—	—
335	Electrical equip, appliance & component mfg	464	2 503	10 940	7	2	—	1	—	3	—	1	—	—
3352	Household appliance mfg	(C)	(D)	(D)	3	—	—	—	—	3	—	—	—	—
33521	Small electrical appliance mfg	(C)	(D)	(D)	3	—	—	—	—	3	—	—	—	—
3359	Other electrical equipment & component mfg	(E)	(D)	(D)	2	1	—	—	—	—	—	1	—	—
33599	All oth electrical equipment & component mfg	(E)	(D)	(D)	1	—	—	—	—	—	—	1	—	—
336	Transportation equipment mfg	2 358	25 151	94 918	14	3	—	1	2	1	3	3	1	—
3362	Motor vehicle body & trailer mfg	798	8 392	33 105	3	—	—	—	—	—	1	2	—	—
33621	Motor vehicle body & trailer mfg	798	8 392	33 105	3	—	—	—	—	—	1	2	—	—
3363	Motor vehicle parts mfg	(F)	(D)	(D)	5	2	—	1	1	—	—	—	1	—
33635	MV transmission & power train parts mfg	(F)	(D)	(D)	2	1	—	—	—	—	—	—	1	—
3366	Ship & boat building	621	4 734	19 336	4	—	—	—	1	1	1	1	—	—
33661	Ship & boat building	621	4 734	19 336	4	—	—	—	1	1	1	1	—	—
3369	Other transportation equipment mfg	(C)	(D)	(D)	1	—	—	—	—	—	—	1	—	—
33699	Other transportation equipment mfg	(C)	(D)	(D)	1	—	—	—	—	—	—	1	—	—
337	Furniture & related product mfg	385	2 243	9 823	12	5	4	1	—	1	—	1	—	—
3371	HH & institutional furniture & kitchen cabinet mfg	(E)	(D)	(D)	11	5	4	1	—	—	—	1	—	—
33712	Household & institutional furniture mfg	(E)	(D)	(D)	5	1	2	1	—	—	—	1	—	—
339	Miscellaneous mfg	4 193	52 983	252 448	22	10	3	—	3	1	1	1	1	2
3391	Medical equipment & supplies mfg	4 139	52 729	251 100	17	6	3	—	2	1	1	1	1	2
33911	Medical equipment & supplies mfg	4 139	52 729	251 100	17	6	3	—	2	1	1	1	1	2
339113	Surgical appliance & supplies mfg	4 044	51 817	237 915	7	—	1	—	—	1	1	1	1	2
<b>42</b>	<b>Wholesale trade</b>	<b>624</b>	<b>5 184</b>	<b>22 728</b>	<b>96</b>	<b>54</b>	<b>23</b>	<b>14</b>	<b>5</b>	<b>—</b>	<b>—</b>	<b>—</b>	<b>—</b>	<b>—</b>
421	Wholesale trade, durable goods	446	4 011	18 072	64	34	16	11	3	—	—	—	—	—
422	Wholesale trade, nondurable goods	178	1 173	4 656	32	20	7	3	2	—	—	—	—	—

See footnotes at end of table.

**Table 6. Counties—Employees, Payroll, and Establishments by Industry: 2000—Con.**

[Excludes most government employees, railroad employees, and self-employed persons. Size class 1 to 4 includes establishments with payroll, but no employees, during mid-March pay period. (D) denotes figures withheld to avoid disclosing data for individual companies; the data are included in broader industry totals. Detailed industries with 100 or more employees are shown if industry was not a (D). For explanation of terms, abbreviations, and data reliability/comparability, see introductory text]

NAICS code	Industry	Number of employees for week including March 12	Payroll (\$1,000)		Total number of establishments	Number of establishments by employment-size class									
			First quarter	Annual		1 to 4	5 to 9	10 to 19	20 to 49	50 to 99	100 to 249	250 to 499	500 to 999	1,000 or more	
<b>KOSCIUSKO—Con.</b>															
<b>44-45</b>	<b>Retail trade</b> .....	<b>3 580</b>	<b>15 075</b>	<b>62 453</b>	<b>323</b>	<b>150</b>	<b>81</b>	<b>54</b>	<b>27</b>	<b>6</b>	<b>4</b>	<b>1</b>			
441	Motor vehicle & parts dealers .....	508	3 171	14 132	51	23	10	9	8	1					
4411	Automobile dealers .....	266	1 806	7 712	24	12	4	2	5	1					
44111	New car dealers .....	187	1 440	6 217	8	1	1	1	4	1					
441110	New car dealers .....	187	1 440	6 217	8	1	1	1	4	1					
4412	Other motor vehicle dealers .....	103	584	3 290	12	5	2	3	2						
4413	Automotive parts, accessories & tire stores .....	139	781	3 130	15	6	4	4	1						
444	Bldg material & garden equip & supp dealers .....	360	2 025	7 500	45	21	12	8	3	1					
4441	Building material & supplies dealers .....	282	1 638	5 742	30	13	7	6	3	1					
44413	Hardware stores .....	156	428	1 931	9	4		2	2	1					
444130	Hardware stores .....	156	428	1 931	9	4		2	2	1					
44419	Other building material dealers .....	115	1 152	3 573	17	6	6	4	1						
444190	Other building material dealers .....	115	1 152	3 573	17	6	6	4	1						
445	Food & beverage stores .....	681	2 171	8 296	36	18	5	8		3	2				
4451	Grocery stores (F) (D) .....	591	1 947	7 235	16	4	4	3		3	2				
44511	Grocery (except convenience) stores .....	591	1 947	7 235	15	3	4	3		3	2				
445110	Grocery (except convenience) stores .....	591	1 947	7 235	15	3	4	3		3	2				
446	Health & personal care stores .....	201	901	3 784	21	8	5	4	4						
4461	Health & personal care stores .....	201	901	3 784	21	8	5	4	4						
44611	Pharmacies & drug stores .....	165	781	3 191	10		2	4	4						
446110	Pharmacies & drug stores .....	165	781	3 191	10		2	4	4						
447	Gasoline stations .....	292	936	3 923	38	16	9	12	1						
4471	Gasoline stations .....	292	936	3 923	38	16	9	12	1						
44711	Gasoline stations with convenience stores .....	264	815	3 375	29	9	8	11	1						
447110	Gasoline stations with convenience stores .....	264	815	3 375	29	9	8	11	1						
448	Clothing & clothing accessories stores .....	177	432	1 855	19	10	5	2	2						
4481	Clothing stores .....	131	275	1 153	11	6	2	1	2						
452	General merchandise stores .....	588	1 992	8 110	13	1	6	1	2	1	1	1			
4521	Department stores .....	471	1 578	6 381	3					1	1	1			
45211	Department stores .....	471	1 578	6 381	3					1	1	1			
452110	Department stores .....	471	1 578	6 381	3					1	1	1			
4529	Other general merchandise stores .....	117	414	1 729	10	1	6	1	2						
45299	All other general merchandise stores .....	117	414	1 729	10	1	6	1	2						
452990	All other general merchandise stores .....	117	414	1 729	10	1	6	1	2						
453	Miscellaneous store retailers .....	218	834	3 505	42	25	13	2	2						
454	Nonstore retailers .....	312	1 667	7 238	15	7	2	2	3		1				
4542	Vending machine operators (C) (D) .....				1						1				
45421	Vending machine operators (C) (D) .....				1						1				
<b>48-49</b>	<b>Transportation &amp; warehousing</b> .....	<b>248</b>	<b>1 583</b>	<b>6 650</b>	<b>40</b>	<b>20</b>	<b>13</b>	<b>5</b>	<b>2</b>						
484	Truck transportation .....	195	1 252	5 349	28	15	6	5	2						
4841	General freight trucking .....	113	715	3 044	16	9	3	3	1						
48412	General freight trucking, long-distance (C) (D) .....				15	8	3	3	1						
<b>51</b>	<b>Information</b> .....	<b>311</b>	<b>2 686</b>	<b>9 989</b>	<b>25</b>	<b>10</b>	<b>6</b>	<b>3</b>	<b>5</b>	<b>1</b>					
513	Broadcasting & telecommunications .....	160	1 930	6 754	13	6	2	1	4						
5133	Telecommunications (C) (D) .....				9	5	1		3						
<b>52</b>	<b>Finance &amp; insurance</b> .....	<b>749</b>	<b>6 044</b>	<b>23 719</b>	<b>103</b>	<b>63</b>	<b>26</b>	<b>7</b>	<b>4</b>	<b>3</b>					
522	Credit intermediation & related activities .....	576	3 851	15 559	54	23	19	6	3	3					
5221	Depository credit intermediation .....	548	3 720	15 055	45	15	18	6	3	3					
52211	Commercial banking .....	449	3 183	12 999	36	15	14	2	2	3					
522110	Commercial banking .....	449	3 183	12 999	36	15	14	2	2	3					
524	Insurance carriers & related activities .....	104	1 110	3 302	36	29	6	1							
<b>53</b>	<b>Real estate &amp; rental &amp; leasing</b> .....	<b>210</b>	<b>900</b>	<b>3 864</b>	<b>74</b>	<b>57</b>	<b>15</b>	<b>2</b>							
531	Real estate .....	106	474	2 093	51	46	5								
532	Rental & leasing services .....	104	426	1 771	23	11	10	2							
<b>54</b>	<b>Professional, scientific &amp; technical services</b> .....	<b>447</b>	<b>2 421</b>	<b>9 938</b>	<b>111</b>	<b>75</b>	<b>24</b>	<b>12</b>							
541	Professional, scientific & technical services .....	447	2 421	9 938	111	75	24	12							
5411	Legal services .....	118	763	3 075	25	16	6	3							
5412	Accounting, tax prep, bookkeep, payroll services .....	112	612	2 375	21	12	5	4							
54121	Accounting, tax prep, bookkeep, payroll services .....	112	612	2 375	21	12	5	4							
<b>55</b>	<b>Management of companies &amp; enterprises</b> .....	<b>447</b>	<b>6 826</b>	<b>24 122</b>	<b>12</b>	<b>2</b>	<b>2</b>	<b>1</b>	<b>5</b>	<b>1</b>	<b>1</b>				
551	Management of companies & enterprises .....	447	6 826	24 122	12	2	2	1	5	1	1				
5511	Management of companies & enterprises .....	447	6 826	24 122	12	2	2	1	5	1	1				
55111	Management of companies & enterprises .....	447	6 826	24 122	12	2	2	1	5	1	1				
<b>56</b>	<b>Admin, support, waste mgt, remediation services</b> .....	<b>987</b>	<b>4 226</b>	<b>17 894</b>	<b>79</b>	<b>44</b>	<b>16</b>	<b>4</b>	<b>10</b>	<b>4</b>	<b>1</b>				
561	Administrative & support services .....	901	3 506	14 988	68	39	13	3	8	4	1				
5613	Employment services .....	567	2 142	8 101	10	1	1		3	4	1				
56132	Temporary help services .....	567	2 142	8 101	10	1	1		3	4	1				
561320	Temporary help services .....	567	2 142	8 101	10	1	1		3	4	1				
5617	Services to buildings & dwellings .....	130	419	2 843	30	24	3	1	2						

See footnotes at end of table.

**Table 6. Counties—Employees, Payroll, and Establishments by Industry: 2000—Con.**

[Excludes most government employees, railroad employees, and self-employed persons. Size class 1 to 4 includes establishments with payroll, but no employees, during mid-March pay period. (D) denotes figures withheld to avoid disclosing data for individual companies; the data are included in broader industry totals. Detailed industries with 100 or more employees are shown if industry was not a (D). For explanation of terms, abbreviations, and data reliability/comparability, see introductory text]

NAICS code	Industry	Number of employees for week including March 12	Payroll (\$1,000)		Total number of establishments	Number of establishments by employment-size class								
			First quarter	Annual		1 to 4	5 to 9	10 to 19	20 to 49	50 to 99	100 to 249	250 to 499	500 to 999	1,000 or more
<b>KOSCIUSKO—Con.</b>														
<b>61</b>	<b>Educational services</b> .....	<b>762</b>	<b>3 144</b>	<b>13 267</b>	<b>16</b>	<b>9</b>	<b>1</b>	<b>3</b>	<b>1</b>	—	—	<b>2</b>	—	—
611	Educational services .....	762	3 144	13 267	16	9	1	3	1	—	—	2	—	—
6111	Elementary & secondary schools .....	(E)	(D)	(D)	6	4	—	—	1	—	—	1	—	—
61111	Elementary & secondary schools .....	(E)	(D)	(D)	6	4	—	—	1	—	—	1	—	—
6113	Colleges, universities & professional schools .....	(E)	(D)	(D)	1	—	—	—	—	—	—	1	—	—
61131	Colleges, universities & professional schools .....	(E)	(D)	(D)	1	—	—	—	—	—	—	1	—	—
<b>62</b>	<b>Health care and social assistance</b> .....	<b>2 498</b>	<b>14 364</b>	<b>64 016</b>	<b>114</b>	<b>51</b>	<b>22</b>	<b>23</b>	<b>5</b>	<b>6</b>	<b>6</b>	—	<b>1</b>	—
621	Ambulatory health care services .....	775	5 264	24 714	72	37	15	13	3	3	1	—	—	—
6211	Offices of physicians .....	336	2 590	12 683	22	12	4	3	1	1	1	—	—	—
62111	Offices of physicians .....	336	2 590	12 683	22	12	4	3	1	1	1	—	—	—
6212	Offices of dentists .....	164	1 219	5 884	20	7	5	7	1	—	—	—	—	—
62121	Offices of dentists .....	164	1 219	5 884	20	7	5	7	1	—	—	—	—	—
621210	Offices of dentists .....	164	1 219	5 884	20	7	5	7	1	—	—	—	—	—
6214	Outpatient care centers .....	117	535	2 218	5	1	2	1	—	1	—	—	—	—
622	Hospitals .....	(F)	(D)	(D)	3	1	—	—	—	—	1	—	1	—
6221	General medical & surgical hospitals .....	(F)	(D)	(D)	2	1	—	—	—	—	—	—	1	—
62211	General medical & surgical hospitals .....	(F)	(D)	(D)	2	1	—	—	—	—	—	—	1	—
6222	Psychiatric & substance abuse hospitals .....	(C)	(D)	(D)	1	—	—	—	—	—	1	—	—	—
62221	Psychiatric & substance abuse hospitals .....	(C)	(D)	(D)	1	—	—	—	—	—	1	—	—	—
623	Nursing & residential care facilities .....	726	3 268	13 625	16	2	3	4	1	3	3	—	—	—
6231	Nursing care facilities .....	438	2 009	8 965	7	1	—	1	—	3	2	—	—	—
62311	Nursing care facilities .....	438	2 009	8 965	7	1	—	1	—	3	2	—	—	—
623110	Nursing care facilities .....	438	2 009	8 965	7	1	—	1	—	3	2	—	—	—
6233	Community care facilities for the elderly .....	(C)	(D)	(D)	3	—	—	2	—	—	1	—	—	—
62331	Community care facilities for the elderly .....	(C)	(D)	(D)	3	—	—	2	—	—	1	—	—	—
624	Social assistance .....	(E)	(D)	(D)	23	11	4	6	1	—	1	—	—	—
6241	Individual & family services .....	147	243	967	8	4	2	1	—	—	1	—	—	—
62419	Other individual & family services .....	140	227	915	5	1	2	1	—	—	—	—	—	—
624190	Other individual & family services .....	140	227	915	5	1	2	1	—	—	—	—	—	—
<b>71</b>	<b>Arts, entertainment &amp; recreation</b> .....	<b>278</b>	<b>711</b>	<b>3 993</b>	<b>34</b>	<b>21</b>	<b>2</b>	<b>6</b>	<b>5</b>	—	—	—	—	—
713	Amusement, gambling & recreation industries .....	(C)	(D)	(D)	29	17	2	6	4	—	—	—	—	—
7139	Other amusement & recreation industries .....	(C)	(D)	(D)	27	16	2	6	3	—	—	—	—	—
71391	Golf courses & country clubs .....	134	373	2 346	10	4	—	4	2	—	—	—	—	—
713910	Golf courses & country clubs .....	134	373	2 346	10	4	—	4	2	—	—	—	—	—
<b>72</b>	<b>Accommodation &amp; food services</b> .....	<b>2 252</b>	<b>5 002</b>	<b>21 578</b>	<b>152</b>	<b>54</b>	<b>28</b>	<b>28</b>	<b>34</b>	<b>6</b>	<b>2</b>	—	—	—
721	Accommodation .....	216	686	3 084	14	5	3	4	1	—	1	—	—	—
7211	Traveler accommodation .....	170	495	2 052	6	1	1	2	1	—	1	—	—	—
72111	Hotels (exc casino hotels) & motels .....	170	495	2 052	6	1	1	2	1	—	1	—	—	—
721110	Hotels (exc casino hotels) & motels .....	170	495	2 052	6	1	1	2	1	—	1	—	—	—
722	Food services & drinking places .....	2 036	4 316	18 494	138	49	25	24	33	6	1	—	—	—
7221	Full-service restaurants .....	915	2 081	9 010	65	17	19	10	16	3	—	—	—	—
72211	Full-service restaurants .....	915	2 081	9 010	65	17	19	10	16	3	—	—	—	—
722110	Full-service restaurants .....	915	2 081	9 010	65	17	19	10	16	3	—	—	—	—
7222	Limited-service eating places .....	1 032	2 020	8 530	49	13	3	12	17	3	1	—	—	—
72221	Limited-service eating places .....	1 032	2 020	8 530	49	13	3	12	17	3	1	—	—	—
722211	Limited-service restaurants .....	920	1 910	7 931	38	8	2	9	15	3	1	—	—	—
722213	Snack & nonalcoholic beverage bars .....	112	110	599	11	5	1	3	2	—	—	—	—	—
<b>81</b>	<b>Other services (except public administration)</b> .....	<b>1 524</b>	<b>6 362</b>	<b>27 376</b>	<b>250</b>	<b>157</b>	<b>54</b>	<b>24</b>	<b>12</b>	<b>2</b>	<b>1</b>	—	—	—
811	Repair & maintenance .....	424	2 343	10 478	87	60	17	5	5	—	—	—	—	—
8111	Automotive repair & maintenance .....	235	1 195	5 000	60	43	12	3	2	—	—	—	—	—
81111	Automotive mechanical & electrical R&M .....	117	592	2 421	34	24	8	2	—	—	—	—	—	—
81112	Automotive body, paint, interior & glass repair .....	101	536	2 297	18	11	4	1	2	—	—	—	—	—
8113	Commercial equipment (exc auto & elec) R&M .....	142	960	4 606	15	7	4	2	2	—	—	—	—	—
81131	Commercial equipment (exc auto & elec) R&M .....	142	960	4 606	15	7	4	2	2	—	—	—	—	—
811310	Commercial equipment (exc auto & elec) R&M .....	142	960	4 606	15	7	4	2	2	—	—	—	—	—
812	Personal & laundry services .....	270	1 107	4 984	46	27	11	6	1	1	—	—	—	—
8121	Personal care services .....	(C)	(D)	(D)	24	17	3	3	1	—	—	—	—	—
81211	Hair, nail & skin care services .....	102	314	1 336	22	16	2	3	1	—	—	—	—	—
812112	Beauty salons .....	102	314	1 336	22	16	2	3	1	—	—	—	—	—
8123	Drycleaning & laundry services .....	122	574	2 608	12	4	4	3	—	1	—	—	—	—
813	Religious, grantmaking, civic, prof & like organizations .....	830	2 912	11 914	117	70	26	13	6	1	1	—	—	—
8131	Religious organizations .....	706	2 592	10 530	83	46	20	9	6	1	1	—	—	—
81311	Religious organizations .....	706	2 592	10 530	83	46	20	9	6	1	1	—	—	—
813110	Religious organizations .....	706	2 592	10 530	83	46	20	9	6	1	1	—	—	—
<b>95</b>	<b>Auxiliaries (exc corporate, subsidiary &amp; regional mgt)</b> .....	<b>(A)</b>	<b>(D)</b>	<b>(D)</b>	<b>1</b>	<b>1</b>	—	—	—	—	—	—	—	—
<b>99</b>	<b>Unclassified establishments</b> .....	<b>41</b>	<b>94</b>	<b>428</b>	<b>23</b>	<b>21</b>	—	<b>2</b>	—	—	—	—	—	—

See footnotes at end of table.

**Table 6. Counties—Employees, Payroll, and Establishments by Industry: 2000—Con.**

[Excludes most government employees, railroad employees, and self-employed persons. Size class 1 to 4 includes establishments with payroll, but no employees, during mid-March pay period. (D) denotes figures withheld to avoid disclosing data for individual companies; the data are included in broader industry totals. Detailed industries with 100 or more employees are shown if industry was not a (D). For explanation of terms, abbreviations, and data reliability/comparability, see introductory text]

NAICS code	Industry	Number of employees for week including March 12	Payroll (\$1,000)		Total number of establishments	Number of establishments by employment-size class								
			First quarter	Annual		1 to 4	5 to 9	10 to 19	20 to 49	50 to 99	100 to 249	250 to 499	500 to 999	1,000 or more
<b>LAGRANGE</b>														
	<b>Total</b> .....	<b>11 427</b>	<b>76 282</b>	<b>309 842</b>	<b>704</b>	<b>374</b>	<b>146</b>	<b>93</b>	<b>53</b>	<b>17</b>	<b>10</b>	<b>8</b>	<b>3</b>	<b>-</b>
11	<b>Forestry, fishing, hunting, and agriculture support</b> .....	7	27	154	3	3	-	-	-	-	-	-	-	-
21	<b>Mining</b> .....	(A)	(D)	(D)	1	1	-	-	-	-	-	-	-	-
22	<b>Utilities</b> .....	(B)	(D)	(D)	3	2	-	-	1	-	-	-	-	-
23	<b>Construction</b> .....	<b>548</b>	<b>3 494</b>	<b>15 385</b>	<b>94</b>	<b>68</b>	<b>23</b>	<b>2</b>	<b>-</b>	<b>-</b>	<b>-</b>	<b>1</b>	<b>-</b>	<b>-</b>
235	Special trade contractors .....	452	3 039	13 166	58	39	17	1	-	-	-	1	-	-
2351	Plumbing, heating & AC contractor .....	(E)	(D)	(D)	8	5	2	-	-	-	-	1	-	-
23511	Plumbing, heating & AC contractor .....	(E)	(D)	(D)	8	5	2	-	-	-	-	1	-	-
31-33	<b>Manufacturing</b> .....	<b>6 220</b>	<b>53 879</b>	<b>214 388</b>	<b>99</b>	<b>31</b>	<b>13</b>	<b>14</b>	<b>17</b>	<b>9</b>	<b>6</b>	<b>6</b>	<b>3</b>	<b>-</b>
311	Food mfg .....	169	976	3 651	13	6	1	2	3	1	-	-	-	-
321	Wood product mfg .....	1 966	20 376	82 165	21	5	3	2	3	4	2	-	2	-
3211	Sawmills & wood preservation .....	132	832	2 989	4	-	1	1	1	1	-	-	-	-
32111	Sawmills & wood preservation .....	132	832	2 989	4	-	1	1	1	1	-	-	-	-
321113	Sawmills .....	132	832	2 989	4	-	1	1	1	1	-	-	-	-
3219	Other wood product mfg .....	1 834	19 544	79 176	17	5	2	1	2	3	2	-	2	-
32191	Millwork .....	131	1 172	4 595	6	1	2	-	2	1	-	-	-	-
32199	All other wood product mfg .....	(G)	(D)	(D)	8	3	-	-	-	1	2	-	2	-
326	Plastics & rubber products mfg .....	(F)	(D)	(D)	5	2	-	1	1	-	-	-	1	-
3262	Rubber product mfg .....	(F)	(D)	(D)	2	1	-	-	-	-	-	-	1	-
32629	Other rubber product mfg .....	(F)	(D)	(D)	1	-	-	-	-	-	-	-	1	-
332	Fabricated metal product mfg .....	223	1 786	6 742	15	8	1	2	3	1	-	-	-	-
3323	Architectural & structural metals mfg .....	147	1 281	4 616	5	1	-	1	2	1	-	-	-	-
33231	Plate work & fabricated structural prod mfg .....	(C)	(D)	(D)	3	1	-	-	1	1	-	-	-	-
333	Machinery mfg .....	602	4 166	14 865	5	1	1	-	1	1	-	1	-	-
3334	HVAC & commercial refrigeration equipment mfg .....	(F)	(D)	(D)	2	-	-	-	-	1	-	1	-	-
33341	HVAC & commercial refrigeration equipment mfg .....	(F)	(D)	(D)	2	-	-	-	-	1	-	1	-	-
336	Transportation equipment mfg .....	2 111	18 778	75 062	15	-	3	-	3	1	3	5	-	-
3362	Motor vehicle body & trailer mfg .....	1 002	10 233	42 817	10	-	2	-	3	1	2	2	-	-
33621	Motor vehicle body & trailer mfg .....	1 002	10 233	42 817	10	-	2	-	3	1	2	2	-	-
336214	Travel trailer & camper mfg .....	774	8 524	36 232	5	-	-	-	2	-	1	2	-	-
3363	Motor vehicle parts mfg .....	(F)	(D)	(D)	3	-	-	-	-	-	1	2	-	-
33637	Motor vehicle metal stamping .....	(F)	(D)	(D)	2	-	-	-	-	-	2	-	-	-
33639	Other motor vehicle parts mfg .....	(C)	(D)	(D)	1	-	-	-	-	-	1	-	-	-
3366	Ship & boat building .....	(E)	(D)	(D)	1	-	-	-	-	-	-	1	-	-
33661	Ship & boat building .....	(E)	(D)	(D)	1	-	-	-	-	-	-	1	-	-
337	Furniture & related product mfg .....	367	2 111	8 762	17	7	3	5	1	-	1	-	-	-
3371	HH & institutional furniture & kitchen cabinet mfg .....	329	1 906	7 940	13	7	1	3	1	-	1	-	-	-
33712	Household & institutional furniture mfg .....	282	1 671	6 814	9	6	-	1	1	-	1	-	-	-
42	<b>Wholesale trade</b> .....	<b>548</b>	<b>2 327</b>	<b>10 028</b>	<b>30</b>	<b>11</b>	<b>8</b>	<b>5</b>	<b>3</b>	<b>1</b>	<b>2</b>	<b>-</b>	<b>-</b>	<b>-</b>
421	Wholesale trade, durable goods .....	269	1 560	6 065	17	5	6	3	2	-	1	-	-	-
4219	Miscellaneous durable goods whsle .....	(C)	(D)	(D)	2	1	-	-	-	-	1	-	-	-
42194	Jewelry, watch, precious stone & metal whsle .....	(C)	(D)	(D)	1	-	-	-	-	-	1	-	-	-
422	Wholesale trade, nondurable goods .....	279	767	3 963	13	6	2	2	1	1	1	-	-	-
4225	Farm product raw material whsle .....	229	587	3 189	6	2	-	2	-	1	1	-	-	-
42252	Livestock whsle .....	(C)	(D)	(D)	4	2	-	-	-	1	1	-	-	-
44-45	<b>Retail trade</b> .....	<b>1 358</b>	<b>5 228</b>	<b>22 970</b>	<b>147</b>	<b>59</b>	<b>42</b>	<b>31</b>	<b>13</b>	<b>2</b>	<b>-</b>	<b>-</b>	<b>-</b>	<b>-</b>
444	Bldg material & garden equip & supp dealers .....	327	1 652	7 417	21	3	5	8	4	1	-	-	-	-
4441	Building material & supplies dealers .....	190	926	4 185	12	2	1	6	3	-	-	-	-	-
44419	Other building material dealers .....	102	647	2 910	6	2	-	2	2	-	-	-	-	-
444190	Other building material dealers .....	102	647	2 910	6	2	-	2	2	-	-	-	-	-
4442	Lawn & garden equip & supplies stores .....	137	726	3 232	9	1	4	2	1	1	-	-	-	-
44422	Nursery & garden centers .....	(C)	(D)	(D)	7	1	3	1	1	1	-	-	-	-
445	Food & beverage stores .....	268	686	2 899	19	7	4	4	3	1	-	-	-	-
4451	Grocery stores .....	(E)	(D)	(D)	13	3	2	4	3	1	-	-	-	-
44511	Grocery (except convenience) stores .....	233	573	2 279	12	3	2	3	3	1	-	-	-	-
445110	Grocery (except convenience) stores .....	233	573	2 279	12	3	2	3	3	1	-	-	-	-
447	Gasoline stations .....	206	560	2 180	16	2	5	6	3	-	-	-	-	-
4471	Gasoline stations .....	206	560	2 180	16	2	5	6	3	-	-	-	-	-
44711	Gasoline stations with convenience stores .....	163	421	1 582	11	1	3	4	3	-	-	-	-	-
447110	Gasoline stations with convenience stores .....	163	421	1 582	11	1	3	4	3	-	-	-	-	-
453	Miscellaneous store retailers .....	109	331	1 651	27	16	9	2	-	-	-	-	-	-
48-49	<b>Transportation &amp; warehousing</b> .....	<b>50</b>	<b>514</b>	<b>1 730</b>	<b>21</b>	<b>18</b>	<b>2</b>	<b>1</b>	<b>-</b>	<b>-</b>	<b>-</b>	<b>-</b>	<b>-</b>	<b>-</b>
51	<b>Information</b> .....	<b>24</b>	<b>332</b>	<b>1 251</b>	<b>5</b>	<b>3</b>	<b>1</b>	<b>1</b>	<b>-</b>	<b>-</b>	<b>-</b>	<b>-</b>	<b>-</b>	<b>-</b>
52	<b>Finance &amp; insurance</b> .....	<b>235</b>	<b>1 401</b>	<b>5 364</b>	<b>33</b>	<b>16</b>	<b>10</b>	<b>6</b>	<b>-</b>	<b>1</b>	<b>-</b>	<b>-</b>	<b>-</b>	<b>-</b>
522	Credit intermediation & related activities .....	184	1 133	4 291	15	1	8	5	-	1	-	-	-	-
5221	Depository credit intermediation .....	(C)	(D)	(D)	13	-	7	5	-	1	-	-	-	-
52211	Commercial banking .....	164	997	3 718	11	-	5	5	-	1	-	-	-	-
522110	Commercial banking .....	164	997	3 718	11	-	5	5	-	1	-	-	-	-
53	<b>Real estate &amp; rental &amp; leasing</b> .....	<b>41</b>	<b>98</b>	<b>537</b>	<b>18</b>	<b>16</b>	<b>2</b>	<b>-</b>	<b>-</b>	<b>-</b>	<b>-</b>	<b>-</b>	<b>-</b>	<b>-</b>

See footnotes at end of table.

**Table 6. Counties—Employees, Payroll, and Establishments by Industry: 2000—Con.**

[Excludes most government employees, railroad employees, and self-employed persons. Size class 1 to 4 includes establishments with payroll, but no employees, during mid-March pay period. (D) denotes figures withheld to avoid disclosing data for individual companies; the data are included in broader industry totals. Detailed industries with 100 or more employees are shown if industry was not a (D). For explanation of terms, abbreviations, and data reliability/comparability, see introductory text]

NAICS code	Industry	Number of employees for week including March 12	Payroll (\$1,000)		Total number of establishments	Number of establishments by employment-size class									
			First quarter	Annual		1 to 4	5 to 9	10 to 19	20 to 49	50 to 99	100 to 249	250 to 499	500 to 999	1,000 or more	
<b>LAGRANGE—Con.</b>															
<b>54</b>	<b>Professional, scientific &amp; technical services</b> .....	<b>155</b>	<b>677</b>	<b>2 636</b>	<b>38</b>	<b>27</b>	<b>7</b>	<b>4</b>	—	—	—	—	—	—	
541	Professional, scientific & technical services.....	155	677	2 636	38	27	7	4	—	—	—	—	—	—	
<b>55</b>	<b>Management of companies &amp; enterprises</b> .	<b>29</b>	<b>322</b>	<b>1 346</b>	<b>4</b>	<b>2</b>	<b>1</b>	<b>1</b>	—	—	—	—	—	—	
<b>56</b>	<b>Admin, support, waste mgmt, remediation services</b> .....	<b>121</b>	<b>526</b>	<b>2 250</b>	<b>21</b>	<b>18</b>	<b>1</b>	—	<b>1</b>	<b>1</b>	—	—	—	—	
561	Administrative & support services .....	111	474	2 030	18	15	1	—	1	1	—	—	—	—	
<b>61</b>	<b>Educational services</b> .....	<b>(C)</b>	<b>(D)</b>	<b>(D)</b>	<b>3</b>	<b>1</b>	<b>1</b>	—	—	—	<b>1</b>	—	—	—	
611	Educational services .....	(C)	(D)	(D)	3	1	1	—	—	—	1	—	—	—	
6111	Elementary & secondary schools .....	(C)	(D)	(D)	2	—	1	—	—	—	1	—	—	—	
61111	Elementary & secondary schools .....	(C)	(D)	(D)	2	—	1	—	—	—	1	—	—	—	
<b>62</b>	<b>Health care and social assistance</b> .....	<b>725</b>	<b>3 312</b>	<b>13 712</b>	<b>34</b>	<b>12</b>	<b>10</b>	<b>6</b>	<b>3</b>	<b>1</b>	<b>1</b>	<b>1</b>	—	—	
621	Ambulatory health care services .....	(C)	(D)	(D)	22	7	9	6	—	—	—	—	—	—	
622	Hospitals .....	(E)	(D)	(D)	1	—	—	—	—	—	—	1	—	—	
6221	General medical & surgical hospitals .....	(E)	(D)	(D)	1	—	—	—	—	—	—	1	—	—	
62211	General medical & surgical hospitals .....	(E)	(D)	(D)	1	—	—	—	—	—	—	1	—	—	
623	Nursing & residential care facilities .....	211	942	3 803	3	—	—	—	1	1	1	—	—	—	
6231	Nursing care facilities .....	(C)	(D)	(D)	2	—	—	—	—	1	1	—	—	—	
62311	Nursing care facilities.....	(C)	(D)	(D)	2	—	—	—	—	1	1	—	—	—	
<b>71</b>	<b>Arts, entertainment &amp; recreation</b> .....	<b>(B)</b>	<b>(D)</b>	<b>(D)</b>	<b>6</b>	<b>3</b>	<b>1</b>	<b>2</b>	—	—	—	—	—	—	
<b>72</b>	<b>Accommodation &amp; food services</b> .....	<b>765</b>	<b>1 587</b>	<b>7 776</b>	<b>55</b>	<b>20</b>	<b>6</b>	<b>15</b>	<b>13</b>	<b>1</b>	—	—	—	—	
722	Food services & drinking places .....	703	1 360	6 576	43	12	5	12	13	1	—	—	—	—	
7221	Full-service restaurants .....	454	788	3 833	25	5	4	9	6	1	—	—	—	—	
72211	Full-service restaurants .....	454	788	3 833	25	5	4	9	6	1	—	—	—	—	
722110	Full-service restaurants .....	454	788	3 833	25	5	4	9	6	1	—	—	—	—	
7222	Limited-service eating places .....	214	473	2 288	14	5	1	2	6	—	—	—	—	—	
72221	Limited-service eating places .....	214	473	2 288	14	5	1	2	6	—	—	—	—	—	
<b>81</b>	<b>Other services (except public administration)</b> .....	<b>428</b>	<b>1 676</b>	<b>6 662</b>	<b>87</b>	<b>61</b>	<b>18</b>	<b>5</b>	<b>2</b>	<b>1</b>	—	—	—	—	
811	Repair & maintenance .....	171	1 007	3 873	31	22	6	2	—	1	—	—	—	—	
8111	Automotive repair & maintenance .....	147	869	3 294	22	15	4	2	—	1	—	—	—	—	
81112	Automotive body, paint, interior & glass repair .....	104	739	2 786	8	4	2	1	—	1	—	—	—	—	
813	Religious, grantmaking, civic, prof & like organizations.....	208	506	2 087	40	27	9	2	2	—	—	—	—	—	
8131	Religious organizations .....	163	387	1 542	31	22	5	2	2	—	—	—	—	—	
81311	Religious organizations .....	163	387	1 542	31	22	5	2	2	—	—	—	—	—	
813110	Religious organizations .....	163	387	1 542	31	22	5	2	2	—	—	—	—	—	
<b>99</b>	<b>Unclassified establishments</b> .....	<b>(A)</b>	<b>(D)</b>	<b>(D)</b>	<b>2</b>	<b>2</b>	—	—	—	—	—	—	—	—	
<b>LAKE</b>															
	<b>Total</b> .....	<b>179 223</b>	<b>1 328 669</b>	<b>5 461 812</b>	<b>10 042</b>	<b>4 830</b>	<b>2 131</b>	<b>1 491</b>	<b>1 028</b>	<b>308</b>	<b>186</b>	<b>43</b>	<b>13</b>	<b>12</b>	
<b>11</b>	<b>Forestry, fishing, hunting, and agriculture support</b> .....	<b>5</b>	<b>14</b>	<b>77</b>	<b>5</b>	<b>5</b>	—	—	—	—	—	—	—	—	
<b>21</b>	<b>Mining</b> .....	<b>36</b>	<b>427</b>	<b>1 814</b>	<b>5</b>	<b>3</b>	—	<b>2</b>	—	—	—	—	—	—	
<b>22</b>	<b>Utilities</b> .....	<b>2 550</b>	<b>43 450</b>	<b>167 709</b>	<b>30</b>	<b>6</b>	<b>4</b>	<b>4</b>	<b>6</b>	<b>1</b>	<b>6</b>	<b>2</b>	<b>1</b>	—	
221	Utilities .....	2 550	43 450	167 709	30	6	4	4	6	1	6	2	1	—	
2211	Elec pwr generation, transmn & distribution ...	(G)	(D)	(D)	17	3	—	2	4	1	4	2	1	—	
22111	Electric power generation .....	(C)	(D)	(D)	1	—	—	—	—	—	1	—	—	—	
22112	Electric pwr transmn, control & distribution ..	(G)	(D)	(D)	16	3	—	2	4	1	3	2	1	—	
2213	Water, sewage & other systems .....	(E)	(D)	(D)	10	1	4	2	1	—	2	—	—	—	
22131	Water supply & irrigation systems .....	(E)	(D)	(D)	9	1	3	2	1	—	2	—	—	—	
<b>23</b>	<b>Construction</b> .....	<b>11 512</b>	<b>109 342</b>	<b>497 828</b>	<b>1 092</b>	<b>598</b>	<b>234</b>	<b>137</b>	<b>85</b>	<b>24</b>	<b>10</b>	<b>3</b>	<b>1</b>	—	
233	Building, developing & general contracting .....	2 937	30 050	115 876	335	202	80	29	17	4	1	1	1	—	
2331	Land subdivision & land development .....	133	534	2 623	25	17	6	1	—	1	—	—	—	—	
23311	Land subdivision & land development .....	133	534	2 623	25	17	6	1	—	1	—	—	—	—	
233110	Land subdivision & land development .....	133	534	2 623	25	17	6	1	—	1	—	—	—	—	
2332	Residential building construction .....	1 795	19 969	66 340	254	165	58	17	13	—	—	—	1	—	
23321	Single-family housing construction .....	1 721	19 295	64 117	242	160	53	15	13	—	—	—	1	—	
233210	Single-family housing construction .....	1 721	19 295	64 117	242	160	53	15	13	—	—	—	1	—	
2333	Nonresidential building construction .....	1 009	9 547	46 913	56	20	16	11	4	3	1	1	—	—	
23331	Mfg & industrial building construction .....	442	3 387	17 779	12	3	5	1	1	1	—	1	—	—	
233310	Mfg & industrial building construction .....	442	3 387	17 779	12	3	5	1	1	1	—	1	—	—	
23332	Commercial & institutional bldg construction ..	567	6 160	29 134	44	17	11	10	3	2	1	—	—	—	
233320	Commercial & institutional bldg construction ..	567	6 160	29 134	44	17	11	10	3	2	1	—	—	—	

See footnotes at end of table.

**Table 6. Counties—Employees, Payroll, and Establishments by Industry: 2000—Con.**

[Excludes most government employees, railroad employees, and self-employed persons. Size class 1 to 4 includes establishments with payroll, but no employees, during mid-March pay period. (D) denotes figures withheld to avoid disclosing data for individual companies; the data are included in broader industry totals. Detailed industries with 100 or more employees are shown if industry was not a (D). For explanation of terms, abbreviations, and data reliability/comparability, see introductory text]

NAICS code	Industry	Number of employees for week including March 12	Payroll (\$1,000)		Total number of establishments	Number of establishments by employment-size class								
			First quarter	Annual		1 to 4	5 to 9	10 to 19	20 to 49	50 to 99	100 to 249	250 to 499	500 to 999	1,000 or more
<b>LAKE—Con.</b>														
<b>23 Construction—Con.</b>														
234	Heavy construction .....	1 442	14 810	82 919	50	12	6	11	14	5	1	1	-	-
2341	Highway, street, bridge & tunnel construction ...	643	6 678	45 412	13	2	-	3	5	2	-	1	-	-
23411	Highway & street construction .....	(E)	(D)	(D)	11	2	-	2	5	2	-	-	-	-
23412	Bridge & tunnel construction .....	(E)	(D)	(D)	2	-	-	1	-	-	-	1	-	-
2349	Other heavy construction .....	799	8 132	37 507	37	10	6	8	9	3	1	-	-	-
23492	Pwr, communication transmsn line construction .....	109	784	4 330	7	1	3	-	3	-	-	-	-	-
234920	Pwr, communication transmsn line construction .....	109	784	4 330	7	1	3	-	3	-	-	-	-	-
23499	All other heavy construction .....	596	6 563	29 742	22	6	2	6	4	3	1	-	-	-
234990	All other heavy construction .....	596	6 563	29 742	22	6	2	6	4	3	1	-	-	-
235	Special trade contractors .....	7 133	64 482	299 033	707	384	148	97	54	15	8	1	-	-
2351	Plumbing, heating & AC contractor .....	1 737	17 588	75 024	154	74	39	20	16	3	2	-	-	-
23511	Plumbing, heating & AC contractor .....	1 737	17 588	75 024	154	74	39	20	16	3	2	-	-	-
235110	Plumbing, heating & AC contractor .....	1 737	17 588	75 024	154	74	39	20	16	3	2	-	-	-
2352	Painting & wall covering contractors .....	(E)	(D)	(D)	56	39	9	6	2	-	-	-	-	-
23521	Painting & wall covering contractors .....	(E)	(D)	(D)	56	39	9	6	2	-	-	-	-	-
2353	Electrical contractors .....	1 850	21 317	88 505	84	39	17	12	7	4	1	-	-	-
23531	Electrical contractors .....	1 850	21 317	88 505	84	39	17	12	7	4	1	-	-	-
235310	Electrical contractors .....	1 850	21 317	88 505	84	39	17	12	7	4	1	-	-	-
2354	Masonry, drywall, insulation, tile contractors ....	643	5 185	25 630	83	50	14	9	7	3	-	-	-	-
23541	Masonry & stone contractors .....	415	3 334	17 474	56	36	10	5	2	3	-	-	-	-
235410	Masonry & stone contractors .....	415	3 334	17 474	56	36	10	5	2	3	-	-	-	-
23542	Drywall, acoustical & insulation contractors .....	218	1 762	7 760	22	9	4	4	5	-	-	-	-	-
235420	Drywall, acoustical & insulation contractors .....	218	1 762	7 760	22	9	4	4	5	-	-	-	-	-
2355	Carpentry & floor contractors .....	629	3 798	19 050	120	77	23	16	4	-	-	-	-	-
23551	Carpentry contractors .....	535	3 088	15 765	91	50	23	15	3	-	-	-	-	-
235510	Carpentry contractors .....	535	3 088	15 765	91	50	23	15	3	-	-	-	-	-
2356	Roofing, siding, & sheet metal contractors .....	725	5 392	31 284	62	25	16	12	6	2	1	-	-	-
23561	Roofing, siding, & sheet metal contractors .....	725	5 392	31 284	62	25	16	12	6	2	1	-	-	-
235610	Roofing, siding, & sheet metal contractors .....	725	5 392	31 284	62	25	16	12	6	2	1	-	-	-
2357	Concrete contractors .....	466	2 741	16 927	51	21	18	3	9	-	-	-	-	-
23571	Concrete contractors .....	466	2 741	16 927	51	21	18	3	9	-	-	-	-	-
235710	Concrete contractors .....	466	2 741	16 927	51	21	18	3	9	-	-	-	-	-
2359	Other special trade contractors .....	807	6 714	33 907	94	58	10	19	3	3	1	-	-	-
23591	Structural steel erection contractors .....	389	3 840	19 473	11	4	-	1	2	3	1	-	-	-
235910	Structural steel erection contractors .....	389	3 840	19 473	11	4	-	1	2	3	1	-	-	-
23593	Excavation contractors .....	173	1 108	6 054	30	18	4	7	1	-	-	-	-	-
235930	Excavation contractors .....	173	1 108	6 054	30	18	4	7	1	-	-	-	-	-
23599	All other special trade contractors .....	168	1 034	5 156	36	25	3	8	-	-	-	-	-	-
235990	All other special trade contractors .....	168	1 034	5 156	36	25	3	8	-	-	-	-	-	-
<b>31-33</b>	<b>Manufacturing .....</b>	<b>33 855</b>	<b>427 426</b>	<b>1 675 262</b>	<b>416</b>	<b>117</b>	<b>51</b>	<b>92</b>	<b>83</b>	<b>34</b>	<b>27</b>	<b>6</b>	<b>2</b>	<b>4</b>
311	Food mfg .....	1 064	10 041	43 742	23	5	1	8	7	-	1	-	1	-
3112	Grain & oilseed milling .....	(F)	(D)	(D)	1	-	-	-	-	-	-	-	1	-
31122	Starch & vegetable fats & oils mfg .....	(F)	(D)	(D)	1	-	-	-	-	-	-	-	1	-
3118	Bakeries & tortilla mfg .....	365	1 596	7 305	15	4	-	6	4	-	1	-	-	-
31181	Bread & bakery product mfg .....	(E)	(D)	(D)	13	3	-	6	3	-	1	-	-	-
311811	Retail bakeries .....	105	258	1 199	10	3	-	6	1	-	-	-	-	-
312	Beverage & tobacco product mfg .....	(C)	(D)	(D)	3	1	1	-	-	-	1	-	-	-
3121	Beverage mfg .....	(C)	(D)	(D)	3	1	1	-	-	-	1	-	-	-
31211	Soft drink & ice mfg .....	(C)	(D)	(D)	1	-	-	-	-	-	1	-	-	-
321	Wood product mfg .....	312	1 916	6 823	15	4	3	4	3	-	1	-	-	-
3219	Other wood product mfg .....	(E)	(D)	(D)	13	3	3	4	2	-	1	-	-	-
32192	Wood container & pallet mfg .....	192	1 169	3 813	6	2	-	2	1	-	1	-	-	-
321920	Wood container & pallet mfg .....	192	1 169	3 813	6	2	-	2	1	-	1	-	-	-
322	Paper mfg .....	377	3 482	14 446	5	-	-	1	-	3	1	-	-	-
3222	Converted paper product mfg .....	(E)	(D)	(D)	4	-	-	1	-	2	1	-	-	-
32229	Other converted paper product mfg .....	(C)	(D)	(D)	2	-	-	-	-	1	1	-	-	-
323	Printing & related support activities .....	430	3 104	13 182	37	15	9	5	6	2	-	-	-	-
3231	Printing & related support activities .....	430	3 104	13 182	37	15	9	5	6	2	-	-	-	-
32311	Printing .....	412	3 020	12 673	32	12	7	5	6	2	-	-	-	-
323110	Commercial lithographic printing .....	283	2 098	8 804	21	9	4	2	4	2	-	-	-	-
324	Petroleum & coal products mfg .....	1 994	32 219	122 657	7	-	2	1	-	1	1	1	-	1
3241	Petroleum & coal products mfg .....	1 994	32 219	122 657	7	-	2	1	-	1	1	1	-	1
32411	Petroleum refineries .....	(G)	(D)	(D)	1	-	-	-	-	-	-	-	-	1
32412	Asphalt paving, roofing & saturated mat mfg ..	(F)	(D)	(D)	4	-	1	1	-	-	1	1	-	-
325	Chemical mfg .....	1 389	20 093	77 537	23	3	1	6	7	1	4	1	-	-
3251	Basic chemical mfg .....	864	10 420	45 204	15	1	1	4	4	1	4	-	-	-
32512	Industrial gas mfg .....	(C)	(D)	(D)	6	1	1	3	-	-	1	-	-	-
32518	Other basic inorganic chemical mfg .....	433	4 919	21 993	6	-	-	1	2	1	2	-	-	-
325188	All other basic inorganic chemical mfg .....	433	4 919	21 993	6	-	-	1	2	1	2	-	-	-
32519	Other basic organic chemical mfg .....	(C)	(D)	(D)	2	-	-	-	1	-	1	-	-	-
3256	Soap, cleaners & toilet preparation mfg .....	(E)	(D)	(D)	1	-	-	-	-	-	-	1	-	-
32561	Soap & cleaning compound mfg .....	(E)	(D)	(D)	1	-	-	-	-	-	-	1	-	-
326	Plastics & rubber products mfg .....	603	5 893	25 453	8	1	2	-	1	1	3	-	-	-
3261	Plastics product mfg .....	603	5 893	25 453	8	1	2	-	1	1	3	-	-	-
32613	Laminated plastics plate, sheet & shape mfg ..	(C)	(D)	(D)	1	-	-	-	-	-	1	-	-	-
32619	Other plastics product mfg .....	326	2 195	9 358	3	-	-	-	1	-	2	-	-	-

See footnotes at end of table.

**Table 6. Counties—Employees, Payroll, and Establishments by Industry: 2000—Con.**

[Excludes most government employees, railroad employees, and self-employed persons. Size class 1 to 4 includes establishments with payroll, but no employees, during mid-March pay period. (D) denotes figures withheld to avoid disclosing data for individual companies; the data are included in broader industry totals. Detailed industries with 100 or more employees are shown if industry was not a (D). For explanation of terms, abbreviations, and data reliability/comparability, see introductory text]

NAICS code	Industry	Number of employees for week including March 12	Payroll (\$1,000)		Total number of establishments	Number of establishments by employment-size class								
			First quarter	Annual		1 to 4	5 to 9	10 to 19	20 to 49	50 to 99	100 to 249	250 to 499	500 to 999	1,000 or more
<b>LAKE—Con.</b>														
<b>31-33 Manufacturing—Con.</b>														
327	Nonmetallic mineral product mfg .....	1 036	8 656	37 592	36	7	3	12	8	3	3	-	-	-
3271	Clay product & refractory mfg .....	275	1 552	7 627	9	2	1	3	1	1	1	-	-	-
32712	Clay building material & refractories mfg .....	275	1 552	7 627	9	2	1	3	1	1	1	-	-	-
327124	Clay refractory mfg .....	186	1 216	4 914	4	-	-	2	1	-	1	-	-	-
3273	Cement & concrete product mfg .....	340	2 616	11 837	14	2	1	7	2	1	1	-	-	-
32732	Ready-mix concrete mfg .....	(C)	(D)	(D)	5	-	-	4	-	1	-	-	-	-
32739	Other concrete product mfg .....	169	1 015	4 217	5	1	1	2	-	-	1	-	-	-
327390	Other concrete product mfg .....	169	1 015	4 217	5	1	1	2	-	-	1	-	-	-
3274	Lime & gypsum product mfg .....	(E)	(D)	(D)	4	2	-	-	-	1	1	-	-	-
32742	Gypsum product mfg .....	(C)	(D)	(D)	2	1	-	-	-	-	1	-	-	-
3279	Other nonmetallic mineral product mfg .....	(C)	(D)	(D)	7	-	1	2	4	-	-	-	-	-
331	Primary metal mfg .....	19 577	284 427	1 099 509	23	6	-	2	4	4	3	1	-	3
3311	Iron & steel mills & ferroalloy mfg .....	(J)	(D)	(D)	9	1	-	-	3	1	1	-	-	3
33111	Iron & steel mills & ferroalloy mfg .....	(J)	(D)	(D)	9	1	-	-	3	1	1	-	-	3
3312	Steel product mfg from purchased steel .....	(E)	(D)	(D)	3	-	-	-	-	2	-	1	-	-
33122	Rolling & drawing of purchased steel .....	(E)	(D)	(D)	3	-	-	-	-	2	-	1	-	-
3313	Alumina & aluminum production & processing ..	327	3 214	13 688	6	2	-	1	1	-	2	-	-	-
33131	Alumina & aluminum production & processing .....	327	3 214	13 688	6	2	-	1	1	-	2	-	-	-
332	Fabricated metal product mfg .....	2 499	22 127	87 468	106	26	14	27	27	9	3	-	-	-
3321	Forging & stamping .....	291	2 339	9 359	4	-	-	1	2	-	1	-	-	-
33211	Forging & stamping .....	291	2 339	9 359	4	-	-	1	2	-	1	-	-	-
3323	Architectural & structural metals mfg .....	695	5 540	23 277	28	7	3	8	6	3	1	-	-	-
33231	Plate work & fabricated structural prod mfg ..	315	2 658	11 451	16	2	2	7	4	1	-	-	-	-
332312	Fabricated structural metal mfg .....	264	2 219	9 840	13	1	1	7	3	1	-	-	-	-
33232	Ornamental & architectural metal prod mfg ...	380	2 882	11 876	12	5	1	1	2	2	1	-	-	-
332322	Sheet metal work mfg .....	364	2 773	11 277	8	2	-	1	2	2	1	-	-	-
3327	Mach shops, turn prod, screw, nut, bolt mfg ....	812	7 196	29 019	48	15	7	14	9	3	-	-	-	-
33271	Machine shops .....	750	6 717	26 862	45	15	7	12	8	3	-	-	-	-
332710	Machine shops .....	750	6 717	26 862	45	15	7	12	8	3	-	-	-	-
3328	Coating, engrave, heat treating & oth activity ...	465	4 641	17 724	12	1	-	1	7	2	1	-	-	-
33281	Coating, engrave, heat treating & oth activity ...	465	4 641	17 724	12	1	-	1	7	2	1	-	-	-
332811	Metal heat treating .....	181	2 177	7 926	7	1	-	1	4	1	-	-	-	-
3329	Other fabricated metal product mfg .....	107	904	3 651	9	2	3	2	2	-	-	-	-	-
33299	All other fabricated metal product mfg .....	107	904	3 651	9	2	3	2	2	-	-	-	-	-
333	Machinery mfg .....	988	9 368	39 695	39	9	5	8	11	4	2	-	-	-
3331	Ag, construction & mining machinery mfg .....	178	1 491	6 491	5	1	1	-	2	-	1	-	-	-
33312	Construction machinery mfg .....	(C)	(D)	(D)	3	1	-	-	1	-	1	-	-	-
3332	Industrial machinery mfg .....	120	1 173	4 741	4	1	1	-	1	1	-	-	-	-
33329	Other industrial machinery mfg .....	120	1 173	4 741	4	1	1	-	1	1	-	-	-	-
3335	Metalworking machinery mfg .....	220	2 577	10 486	10	1	1	4	2	2	-	-	-	-
33351	Metalworking machinery mfg .....	220	2 577	10 486	10	1	1	4	2	2	-	-	-	-
3339	Other general purpose machinery mfg .....	470	4 127	17 977	20	6	2	4	6	1	1	-	-	-
33392	Material handling equipment mfg .....	130	1 445	5 145	8	3	-	2	3	-	-	-	-	-
33399	All other general purpose machinery mfg .....	340	2 682	12 832	12	3	2	2	3	1	1	-	-	-
333999	All other general purpose machinery mfg ..	256	1 814	8 949	8	3	1	1	1	1	1	-	-	-
334	Computer & electronic product mfg .....	123	868	3 601	10	6	-	3	-	1	-	-	-	-
336	Transportation equipment mfg .....	1 856	15 269	60 376	14	4	-	4	1	-	2	2	1	-
3363	Motor vehicle parts mfg .....	(E)	(D)	(D)	6	1	-	3	1	-	1	-	-	-
33636	Motor vehicle seating & interior trim mfg .....	(E)	(D)	(D)	1	-	-	-	-	-	-	1	-	-
3365	Railroad rolling stock mfg .....	1 469	12 854	47 492	4	-	-	-	-	-	2	1	1	-
33651	Railroad rolling stock mfg .....	1 469	12 854	47 492	4	-	-	-	-	-	2	1	1	-
336510	Railroad rolling stock mfg .....	1 469	12 854	47 492	4	-	-	-	-	-	2	1	1	-
337	Furniture & related product mfg .....	321	1 630	7 478	19	9	2	5	2	-	1	-	-	-
3371	HH & institutional furniture & kitchen cabinet mfg .....	(E)	(D)	(D)	16	8	2	3	2	-	1	-	-	-
33711	Wood kitchen cabinet & countertop mfg .....	231	1 087	5 216	7	4	-	-	2	-	1	-	-	-
337110	Wood kitchen cabinet & countertop mfg .....	231	1 087	5 216	7	4	-	-	2	-	1	-	-	-
339	Miscellaneous mfg .....	1 004	6 480	27 080	35	13	7	4	5	4	1	1	-	-
3391	Medical equipment & supplies mfg .....	663	4 331	17 259	17	5	5	1	3	1	1	1	-	-
33911	Medical equipment & supplies mfg .....	663	4 331	17 259	17	5	5	1	3	1	1	1	-	-
339112	Surgical & medical instrument mfg .....	474	3 147	12 102	3	-	-	-	1	-	1	1	-	-
339113	Surgical appliance & supplies mfg .....	111	594	2 587	3	-	1	-	1	1	-	-	-	-
3399	Other miscellaneous mfg .....	341	2 149	9 821	18	8	2	3	2	3	-	-	-	-
33999	All other misc mfg .....	152	1 023	5 023	4	-	1	-	1	2	-	-	-	-
<b>42</b>	<b>Wholesale trade .....</b>	<b>7 016</b>	<b>67 920</b>	<b>277 638</b>	<b>519</b>	<b>238</b>	<b>93</b>	<b>87</b>	<b>73</b>	<b>20</b>	<b>8</b>	-	-	-
421	Wholesale trade, durable goods .....	5 104	50 818	202 866	395	186	72	63	54	15	5	-	-	-
4211	Motor vehicle, motor vehicle pt & supply whsle .	641	4 820	20 263	45	15	13	6	7	4	-	-	-	-
42111	Automobile & other motor vehicle whsle .....	139	1 343	5 115	10	5	2	-	2	1	-	-	-	-
421110	Automobile & other motor vehicle whsle ..	139	1 343	5 115	10	5	2	-	2	1	-	-	-	-
42112	Motor vehicle supplies & new parts whsle ...	273	2 008	8 971	14	3	4	3	2	2	-	-	-	-
421120	Motor vehicle supplies & new parts whsle ...	273	2 008	8 971	14	3	4	3	2	2	-	-	-	-
42114	Motor vehicle parts (used) whsle .....	198	1 167	4 752	18	7	5	2	3	1	-	-	-	-
421140	Motor vehicle parts (used) whsle .....	198	1 167	4 752	18	7	5	2	3	1	-	-	-	-
4213	Lumber & other construction materials whsle ...	204	1 645	6 779	17	8	2	2	5	-	-	-	-	-
42131	Lumber, plywood, millwork & wood panel whsle .....	120	1 202	5 114	8	3	1	1	3	-	-	-	-	-
421310	Lumber, plywood, millwork & wood panel whsle .....	120	1 202	5 114	8	3	1	1	3	-	-	-	-	-

See footnotes at end of table.





**Table 6. Counties—Employees, Payroll, and Establishments by Industry: 2000—Con.**

[Excludes most government employees, railroad employees, and self-employed persons. Size class 1 to 4 includes establishments with payroll, but no employees, during mid-March pay period. (D) denotes figures withheld to avoid disclosing data for individual companies; the data are included in broader industry totals. Detailed industries with 100 or more employees are shown if industry was not a (D). For explanation of terms, abbreviations, and data reliability/comparability, see introductory text]

NAICS code	Industry	Number of employees for week including March 12	Payroll (\$1,000)		Total number of establishments	Number of establishments by employment-size class									
			First quarter	Annual		1 to 4	5 to 9	10 to 19	20 to 49	50 to 99	100 to 249	250 to 499	500 to 999	1,000 or more	
<b>LAKE—Con.</b>															
<b>44-45 Retail trade—Con.</b>															
445	Food & beverage stores .....	5 296	18 017	76 140	245	111	53	38	13	10	19	1	—	—	
4451	Grocery stores .....	4 552	15 509	64 759	125	52	17	18	8	10	19	1	—	—	
44511	Grocery (except convenience) stores .....	4 308	14 908	62 218	84	26	12	9	7	10	19	1	—	—	
445110	Grocery (except convenience) stores .....	4 308	14 908	62 218	84	26	12	9	7	10	19	1	—	—	
44512	Convenience stores .....	244	601	2 541	41	26	5	9	1	—	—	—	—	—	
445120	Convenience stores .....	244	601	2 541	41	26	5	9	1	—	—	—	—	—	
4452	Specialty food stores .....	325	1 230	5 548	43	19	11	10	3	—	—	—	—	—	
44529	Other specialty food stores .....	200	878	3 564	31	14	9	8	—	—	—	—	—	—	
445291	Baked goods stores .....	113	688	2 811	10	1	3	6	—	—	—	—	—	—	
4453	Beer, wine & liquor stores .....	419	1 278	5 833	77	40	25	10	2	—	—	—	—	—	
44531	Beer, wine & liquor stores .....	419	1 278	5 833	77	40	25	10	2	—	—	—	—	—	
445310	Beer, wine & liquor stores .....	419	1 278	5 833	77	40	25	10	2	—	—	—	—	—	
446	Health & personal care stores .....	1 977	9 321	39 819	132	42	32	19	35	4	—	—	—	—	
4461	Health & personal care stores .....	1 977	9 321	39 819	132	42	32	19	35	4	—	—	—	—	
44611	Pharmacies & drug stores .....	1 554	7 974	33 696	67	9	10	13	31	4	—	—	—	—	
446110	Pharmacies & drug stores .....	1 554	7 974	33 696	67	9	10	13	31	4	—	—	—	—	
44612	Cosmetics, beauty supplies & perfume stores .....	170	321	1 436	21	9	6	4	2	—	—	—	—	—	
446120	Cosmetics, beauty supplies & perfume stores .....	170	321	1 436	21	9	6	4	2	—	—	—	—	—	
44613	Optical goods stores .....	120	471	1 825	17	8	7	1	1	—	—	—	—	—	
446130	Optical goods stores .....	120	471	1 825	17	8	7	1	1	—	—	—	—	—	
44619	Other health & personal care stores .....	133	555	2 862	27	16	9	1	1	—	—	—	—	—	
447	Gasoline stations .....	2 514	8 859	35 453	223	72	83	52	9	3	4	—	—	—	
4471	Gasoline stations .....	2 514	8 859	35 453	223	72	83	52	9	3	4	—	—	—	
44711	Gasoline stations with convenience stores ..	1 316	4 486	18 741	159	45	64	42	8	—	—	—	—	—	
447110	Gasoline stations with convenience stores ..	1 316	4 486	18 741	159	45	64	42	8	—	—	—	—	—	
44719	Other gasoline stations .....	1 198	4 373	16 712	64	27	19	10	1	3	4	—	—	—	
447190	Other gasoline stations .....	1 198	4 373	16 712	64	27	19	10	1	3	4	—	—	—	
448	Clothing & clothing accessories stores .....	1 966	6 338	26 203	230	84	86	39	18	2	1	—	—	—	
4481	Clothing stores .....	1 417	3 849	16 635	140	49	43	30	15	2	1	—	—	—	
44811	Men's clothing stores .....	211	682	2 864	21	5	7	6	3	—	—	—	—	—	
448110	Men's clothing stores .....	211	682	2 864	21	5	7	6	3	—	—	—	—	—	
44812	Women's clothing stores .....	512	1 178	5 368	57	15	23	13	6	—	—	—	—	—	
448120	Women's clothing stores .....	512	1 178	5 368	57	15	23	13	6	—	—	—	—	—	
44814	Family clothing stores .....	501	1 454	6 020	30	11	4	9	3	2	1	—	—	—	
448140	Family clothing stores .....	501	1 454	6 020	30	11	4	9	3	2	1	—	—	—	
44819	Other clothing stores .....	106	310	1 416	16	10	3	1	2	—	—	—	—	—	
448190	Other clothing stores .....	106	310	1 416	16	10	3	1	2	—	—	—	—	—	
4482	Shoe stores .....	318	960	3 867	52	19	27	4	2	—	—	—	—	—	
44821	Shoe stores .....	318	960	3 867	52	19	27	4	2	—	—	—	—	—	
448210	Shoe stores .....	318	960	3 867	52	19	27	4	2	—	—	—	—	—	
4483	Jewelry, luggage & leather goods stores .....	231	1 529	5 701	38	16	16	5	1	—	—	—	—	—	
44831	Jewelry stores .....	231	1 529	5 701	38	16	16	5	1	—	—	—	—	—	
448310	Jewelry stores .....	231	1 529	5 701	38	16	16	5	1	—	—	—	—	—	
451	Sporting goods, hobby, book & music stores .....	876	2 548	11 127	97	48	19	18	10	2	—	—	—	—	
4511	Sporting goods, hobby, musical instrument stores .....	537	1 718	7 671	66	39	8	10	9	—	—	—	—	—	
45111	Sporting goods stores .....	292	1 035	4 705	33	19	4	4	6	—	—	—	—	—	
451110	Sporting goods stores .....	292	1 035	4 705	33	19	4	4	6	—	—	—	—	—	
45112	Hobby, toy & game stores .....	203	596	2 542	24	14	4	3	3	—	—	—	—	—	
451120	Hobby, toy & game stores .....	203	596	2 542	24	14	4	3	3	—	—	—	—	—	
4512	Book, periodical & music stores .....	339	830	3 456	31	9	11	8	1	2	—	—	—	—	
45121	Book stores & news dealers .....	278	648	2 740	22	6	7	6	1	2	—	—	—	—	
452	General merchandise stores .....	5 388	17 810	76 269	63	12	16	5	4	4	13	9	—	—	
4521	Department stores .....	3 642	12 241	51 756	19	—	—	—	—	1	11	7	—	—	
45211	Department stores .....	3 642	12 241	51 756	19	—	—	—	—	1	11	7	—	—	
452110	Department stores .....	3 642	12 241	51 756	19	—	—	—	—	1	11	7	—	—	
4529	Other general merchandise stores .....	1 746	5 569	24 513	44	12	16	5	4	3	2	2	—	—	
45291	Warehouse clubs & superstores .....	1 293	4 218	19 299	5	—	—	—	—	1	2	2	—	—	
452910	Warehouse clubs & superstores .....	1 293	4 218	19 299	5	—	—	—	—	1	2	2	—	—	
45299	All other general merchandise stores .....	453	1 351	5 214	39	12	16	5	4	2	—	—	—	—	
452990	All other general merchandise stores .....	453	1 351	5 214	39	12	16	5	4	2	—	—	—	—	
453	Miscellaneous store retailers .....	1 507	4 733	20 770	207	105	52	35	12	3	—	—	—	—	
4531	Florists .....	259	653	2 617	41	20	13	6	2	—	—	—	—	—	
45311	Florists .....	259	653	2 617	41	20	13	6	2	—	—	—	—	—	
453110	Florists .....	259	653	2 617	41	20	13	6	2	—	—	—	—	—	
4532	Office supplies, stationery & gift stores .....	583	1 915	8 094	58	24	14	12	6	2	—	—	—	—	
45321	Office supplies & stationery stores .....	260	1 138	4 603	16	7	1	3	3	2	—	—	—	—	
453210	Office supplies & stationery stores .....	260	1 138	4 603	16	7	1	3	3	2	—	—	—	—	
45322	Gift, novelty & souvenir stores .....	323	777	3 491	42	17	13	9	3	—	—	—	—	—	
453220	Gift, novelty & souvenir stores .....	323	777	3 491	42	17	13	9	3	—	—	—	—	—	
4533	Used merchandise stores .....	150	525	1 986	17	7	3	6	—	1	—	—	—	—	
45331	Used merchandise stores .....	150	525	1 986	17	7	3	6	—	1	—	—	—	—	
453310	Used merchandise stores .....	150	525	1 986	17	7	3	6	—	1	—	—	—	—	
4539	Other miscellaneous store retailers .....	515	1 640	8 073	91	54	22	11	4	—	—	—	—	—	
45391	Pet & pet supplies stores .....	105	284	1 265	14	7	4	1	2	—	—	—	—	—	
453910	Pet & pet supplies stores .....	105	284	1 265	14	7	4	1	2	—	—	—	—	—	
45399	All other miscellaneous store retailers .....	358	1 171	5 846	68	42	16	8	2	—	—	—	—	—	
453991	Tobacco stores .....	202	649	2 976	37	23	10	3	1	—	—	—	—	—	
453998	All other misc store retailers (exc tobacco) ..	156	522	2 870	31	19	6	5	1	—	—	—	—	—	
454	Nonstore retailers .....	483	2 556	10 049	39	23	7	4	3	—	2	—	—	—	
4541	Electronic shopping & mail-order houses .....	319	1 546	5 986	9	3	1	2	1	—	2	—	—	—	
45411	Electronic shopping & mail-order houses .....	319	1 546	5 986	9	3	1	2	1	—	2	—	—	—	
454110	Electronic shopping & mail-order houses .....	319	1 546	5 986	9	3	1	2	1	—	2	—	—	—	

See footnotes at end of table.

**Table 6. Counties—Employees, Payroll, and Establishments by Industry: 2000—Con.**

[Excludes most government employees, railroad employees, and self-employed persons. Size class 1 to 4 includes establishments with payroll, but no employees, during mid-March pay period. (D) denotes figures withheld to avoid disclosing data for individual companies; the data are included in broader industry totals. Detailed industries with 100 or more employees are shown if industry was not a (D). For explanation of terms, abbreviations, and data reliability/comparability, see introductory text]

NAICS code	Industry	Number of employees for week including March 12	Payroll (\$1,000)		Total number of establishments	Number of establishments by employment-size class								
			First quarter	Annual		1 to 4	5 to 9	10 to 19	20 to 49	50 to 99	100 to 249	250 to 499	500 to 999	1,000 or more
<b>LAKE—Con.</b>														
<b>48-49</b>	<b>Transportation &amp; warehousing</b>	<b>6 170</b>	<b>51 008</b>	<b>209 738</b>	<b>349</b>	<b>167</b>	<b>59</b>	<b>45</b>	<b>53</b>	<b>12</b>	<b>9</b>	<b>4</b>	—	—
484	Truck transportation	4 106	36 204	150 727	232	117	29	33	38	5	8	2	—	—
4841	General freight trucking	2 592	24 694	100 016	116	67	10	13	15	3	6	2	—	—
48411	General freight trucking, local	433	3 071	12 540	42	26	4	5	5	2	—	—	—	—
484110	General freight trucking, local	433	3 071	12 540	42	26	4	5	5	2	—	—	—	—
48412	General freight trucking, long-distance	2 159	21 623	87 476	74	41	6	8	10	1	6	2	—	—
484121	General freight trucking, long-distance, TL	1 931	18 696	75 540	63	35	5	7	8	1	5	2	—	—
484122	General freight trucking, long-distance, LTL	228	2 927	11 936	11	6	1	1	2	—	1	—	—	—
4842	Specialized freight trucking	1 514	11 510	50 711	116	50	19	20	23	2	2	—	—	—
48421	Used household & office goods moving	172	667	3 263	15	5	2	4	4	—	—	—	—	—
484210	Used household & office goods moving	172	667	3 263	15	5	2	4	4	—	—	—	—	—
48422	Specialized freight (exc used) trucking, local	739	5 454	25 033	63	29	10	12	10	1	1	—	—	—
484220	Specialized freight (exc used) trucking, local	739	5 454	25 033	63	29	10	12	10	1	1	—	—	—
48423	Specialized freight (exc used) trucking, LDist	603	5 389	22 415	38	16	7	4	9	1	1	—	—	—
484230	Specialized freight (exc used) trucking, LDist	603	5 389	22 415	38	16	7	4	9	1	1	—	—	—
485	Transit & ground passenger transportation	521	1 743	7 202	21	5	10	1	3	1	—	1	—	—
4854	School & employee bus transportation	(E)	(D)	(D)	2	—	—	—	1	—	—	—	—	—
48541	School & employee bus transportation	(E)	(D)	(D)	2	—	—	—	1	—	—	—	—	—
4859	Oth transit & ground passenger transportation	113	450	1 459	6	1	2	1	1	1	—	—	—	—
48599	Oth transit & ground passenger transportation	113	450	1 459	6	1	2	1	1	1	—	—	—	—
486	Pipeline transportation	127	1 788	6 590	11	3	3	3	2	—	—	—	—	—
487	Scenic & sightseeing transportation	(E)	(D)	(D)	2	1	—	—	—	—	—	1	—	—
4872	Scenic & sightseeing transportation, water	(E)	(D)	(D)	1	—	—	—	—	—	—	1	—	—
48721	Scenic & sightseeing transportation, water	(E)	(D)	(D)	1	—	—	—	—	—	—	1	—	—
488	Transportation support activities	418	3 882	15 676	43	20	13	4	5	—	1	—	—	—
4882	Rail transportation support activities	169	1 813	6 986	5	2	—	—	2	—	1	—	—	—
48821	Rail transportation support activities	169	1 813	6 986	5	2	—	—	2	—	1	—	—	—
488210	Rail transportation support activities	169	1 813	6 986	5	2	—	—	2	—	1	—	—	—
4884	Road transportation support activities	(C)	(D)	(D)	16	8	4	3	1	—	—	—	—	—
48841	Motor vehicle towing	107	821	3 101	14	6	4	3	1	—	—	—	—	—
488410	Motor vehicle towing	107	821	3 101	14	6	4	3	1	—	—	—	—	—
4885	Freight transportation arrangement	102	951	4 310	18	9	7	1	1	—	—	—	—	—
48851	Freight transportation arrangement	102	951	4 310	18	9	7	1	1	—	—	—	—	—
488510	Freight transportation arrangement	102	951	4 310	18	9	7	1	1	—	—	—	—	—
492	Couriers & messengers	(C)	(D)	(D)	15	10	2	1	—	2	—	—	—	—
4921	Couriers	(C)	(D)	(D)	3	1	—	—	—	2	—	—	—	—
49211	Couriers	(C)	(D)	(D)	3	1	—	—	—	2	—	—	—	—
493	Warehousing & storage	484	3 890	14 771	23	10	2	3	4	4	—	—	—	—
4931	Warehousing & storage	484	3 890	14 771	23	10	2	3	4	4	—	—	—	—
49311	General warehousing & storage	253	2 317	8 028	13	5	1	3	2	2	—	—	—	—
493110	General warehousing & storage	253	2 317	8 028	13	5	1	3	2	2	—	—	—	—
49319	Other warehousing & storage	(C)	(D)	(D)	9	5	1	—	2	1	—	—	—	—
<b>51</b>	<b>Information</b>	<b>2 758</b>	<b>20 086</b>	<b>82 443</b>	<b>113</b>	<b>56</b>	<b>20</b>	<b>13</b>	<b>12</b>	<b>5</b>	<b>4</b>	<b>3</b>	—	—
511	Publishing industries	941	7 237	29 423	14	5	2	3	1	1	—	2	—	—
5111	Newspaper, periodical, book, database publishers	(F)	(D)	(D)	13	5	2	2	1	1	—	2	—	—
51111	Newspaper publishers	858	6 487	26 311	6	1	—	2	1	—	—	2	—	—
511110	Newspaper publishers	858	6 487	26 311	6	1	—	2	1	—	—	2	—	—
512	Motion picture & sound recording industries	237	428	1 675	11	8	—	—	2	—	1	—	—	—
5121	Motion picture & video industries	(C)	(D)	(D)	10	7	—	—	2	—	1	—	—	—
51213	Motion picture & video exhibition	233	363	1 489	6	3	—	—	2	—	1	—	—	—
513	Broadcasting & telecommunications	1 031	9 721	40 651	73	40	13	7	8	3	2	—	—	—
5131	Radio & television broadcasting	(C)	(D)	(D)	10	7	—	—	1	2	—	—	—	—
51311	Radio broadcasting	(C)	(D)	(D)	7	5	—	—	—	2	—	—	—	—
5132	Cable networks & program distribution	(E)	(D)	(D)	8	3	1	1	2	—	1	—	—	—
51322	Cable & other program distribution	(E)	(D)	(D)	8	3	1	1	2	—	1	—	—	—
5133	Telecommunications	577	6 884	28 712	55	30	12	6	5	1	1	—	—	—
51331	Wired telecommunications carriers	478	6 259	26 404	37	19	8	3	5	1	1	—	—	—
513310	Wired telecommunications carriers	478	6 259	26 404	37	19	8	3	5	1	1	—	—	—
514	Information & data processing services	549	2 700	10 694	15	3	5	3	1	1	1	1	—	—
5141	Information services	466	1 988	7 831	7	1	2	1	—	1	1	—	—	—
51412	Libraries & archives	441	1 878	7 421	4	1	—	—	—	1	1	—	—	—
514120	Libraries & archives	441	1 878	7 421	4	1	—	—	—	1	1	—	—	—
<b>52</b>	<b>Finance &amp; insurance</b>	<b>6 579</b>	<b>57 164</b>	<b>206 073</b>	<b>618</b>	<b>334</b>	<b>132</b>	<b>88</b>	<b>43</b>	<b>14</b>	<b>5</b>	<b>1</b>	<b>1</b>	—
522	Credit intermediation & related activities	3 767	27 243	101 130	269	76	82	72	23	11	5	—	—	—
5221	Depository credit intermediation	3 247	23 444	84 291	191	40	56	60	20	10	5	—	—	—
52211	Commercial banking	2 094	15 318	53 233	113	20	31	40	14	4	4	—	—	—
522110	Commercial banking	2 094	15 318	53 233	113	20	31	40	14	4	4	—	—	—
52212	Savings institutions	784	5 794	21 696	36	3	13	10	4	5	1	—	—	—
522120	Savings institutions	784	5 794	21 696	36	3	13	10	4	5	1	—	—	—
52213	Credit unions	369	2 332	9 362	42	17	12	10	2	1	—	—	—	—
522130	Credit unions	369	2 332	9 362	42	17	12	10	2	1	—	—	—	—
5222	Nondepository credit intermediation	376	2 838	12 842	53	24	18	7	3	1	—	—	—	—
52229	Other nondepository credit intermediation	330	2 635	11 932	48	22	16	7	2	1	—	—	—	—
522292	Real estate credit	200	1 775	8 121	21	7	7	5	1	1	—	—	—	—
5223	Activities related to credit intermediation	144	961	3 997	25	12	8	5	—	—	—	—	—	—

See footnotes at end of table.

**Table 6. Counties—Employees, Payroll, and Establishments by Industry: 2000—Con.**

[Excludes most government employees, railroad employees, and self-employed persons. Size class 1 to 4 includes establishments with payroll, but no employees, during mid-March pay period. (D) denotes figures withheld to avoid disclosing data for individual companies; the data are included in broader industry totals. Detailed industries with 100 or more employees are shown if industry was not a (D). For explanation of terms, abbreviations, and data reliability/comparability, see introductory text]

NAICS code	Industry	Number of employees for week including March 12	Payroll (\$1,000)		Total number of establishments	Number of establishments by employment-size class									
			First quarter	Annual		1 to 4	5 to 9	10 to 19	20 to 49	50 to 99	100 to 249	250 to 499	500 to 999	1,000 or more	
<b>LAKE—Con.</b>															
<b>52 Finance &amp; insurance—Con.</b>															
523	Security, commodity contracts & like activity . . . . .	(E)	(D)	(D)	66	50	6	4	4	2	—	—	—	—	
5231	Scrtcy & comdty contracts intermed & brokerage . . . . .	235	7 601	24 137	37	26	4	4	2	1	—	—	—	—	
52312	Securities brokerage . . . . .	204	7 092	21 659	32	23	3	4	1	1	—	—	—	—	
523120	Securities brokerage . . . . .	204	7 092	21 659	32	23	3	4	1	1	—	—	—	—	
5239	Other financial investment activities . . . . .	(C)	(D)	(D)	29	24	2	—	2	1	—	—	—	—	
524	Insurance carriers & related activities . . . . .	2 377	21 089	75 643	281	207	43	12	16	1	—	1	1	—	
5241	Insurance carriers . . . . .	1 124	12 260	47 131	66	43	9	5	7	1	—	—	1	—	
52411	Direct life, health, medical insurance carriers . . . . .	218	2 138	7 241	18	6	5	3	4	—	—	—	—	—	
52412	Other direct insurance carriers . . . . .	906	10 122	39 890	48	37	4	2	3	1	—	—	1	—	
524127	Direct title insurance carriers . . . . .	140	1 217	4 992	11	5	2	2	2	—	—	—	—	—	
5242	Agencies & other insurance related activities . . . . .	1 253	8 829	28 512	215	164	34	7	9	—	—	1	—	—	
52421	Insurance agencies & brokerages . . . . .	758	5 355	22 546	197	155	29	6	7	—	—	—	—	—	
524210	Insurance agencies & brokerages . . . . .	758	5 355	22 546	197	155	29	6	7	—	—	—	—	—	
52429	Other insurance related activities . . . . .	495	3 474	5 966	18	9	5	1	2	—	—	—	1	—	
524291	Claims adjusting . . . . .	401	2 945	3 809	9	4	3	1	—	—	—	—	1	—	
<b>53</b>	<b>Real estate &amp; rental &amp; leasing . . . . .</b>	<b>2 278</b>	<b>12 699</b>	<b>54 033</b>	<b>392</b>	<b>247</b>	<b>87</b>	<b>45</b>	<b>8</b>	<b>4</b>	<b>1</b>	<b>—</b>	<b>—</b>	<b>—</b>	
531	Real estate . . . . .	(G)	(D)	(D)	265	199	42	19	4	1	—	—	—	—	
5311	Lessors of real estate . . . . .	604	2 621	11 282	113	74	21	13	4	1	—	—	—	—	
53111	Lessors of residential buildings & dwellings . . . . .	407	1 737	7 120	61	34	14	9	3	1	—	—	—	—	
531110	Lessors of residential buildings & dwellings . . . . .	407	1 737	7 120	61	34	14	9	3	1	—	—	—	—	
53112	Lessors of nonres bldg (exc miniwarehouses) . . . . .	125	560	2 827	30	22	4	3	1	—	—	—	—	—	
531120	Lessors of nonres bldg (exc miniwarehouses) . . . . .	125	560	2 827	30	22	4	3	1	—	—	—	—	—	
5312	Offices of real estate agents & brokers . . . . .	246	1 231	5 807	84	72	8	4	—	—	—	—	—	—	
53121	Offices of real estate agents & brokers . . . . .	246	1 231	5 807	84	72	8	4	—	—	—	—	—	—	
531210	Offices of real estate agents & brokers . . . . .	246	1 231	5 807	84	72	8	4	—	—	—	—	—	—	
5313	Activities related to real estate . . . . .	(C)	(D)	(D)	68	53	13	2	—	—	—	—	—	—	
53131	Real estate property managers . . . . .	135	690	3 090	35	22	11	2	—	—	—	—	—	—	
531311	Residential property managers . . . . .	106	511	2 370	24	14	9	1	—	—	—	—	—	—	
532	Rental & leasing services . . . . .	1 216	7 799	32 074	125	47	44	26	4	3	1	—	—	—	
5321	Automotive equipment rental & leasing . . . . .	163	1 005	4 310	27	15	6	6	—	—	—	—	—	—	
5322	Consumer goods rental . . . . .	523	1 601	7 050	65	21	26	15	2	1	—	—	—	—	
53223	Video tape & disc rental . . . . .	331	681	2 906	42	9	21	11	1	—	—	—	—	—	
532230	Video tape & disc rental . . . . .	331	681	2 906	42	9	21	11	1	—	—	—	—	—	
5324	Commercial, industrial equip rental & leasing . . . . .	445	4 717	18 538	18	6	4	3	2	2	1	—	—	—	
53241	Const, trans, mining equip rental & leasing . . . . .	(E)	(D)	(D)	12	3	4	2	2	—	1	—	—	—	
532412	Const, mining, forestry equip rental & leasing . . . . .	272	2 627	9 945	11	2	4	2	2	—	1	—	—	—	
53249	Oth commercial, industrial equip rental, lease . . . . .	(C)	(D)	(D)	5	2	—	1	—	2	—	—	—	—	
<b>54</b>	<b>Professional, scientific &amp; technical services . . . . .</b>	<b>6 097</b>	<b>45 792</b>	<b>196 692</b>	<b>820</b>	<b>527</b>	<b>144</b>	<b>88</b>	<b>43</b>	<b>10</b>	<b>7</b>	<b>1</b>	<b>—</b>	<b>—</b>	
541	Professional, scientific & technical services . . . . .	6 097	45 792	196 692	820	527	144	88	43	10	7	1	—	—	
5411	Legal services . . . . .	1 338	10 174	46 490	252	178	43	21	7	2	1	—	—	—	
54111	Offices of lawyers . . . . .	1 296	9 843	44 803	246	175	43	18	7	2	1	—	—	—	
541110	Offices of lawyers . . . . .	1 296	9 843	44 803	246	175	43	18	7	2	1	—	—	—	
5412	Accounting, tax prep, bookkeep, payroll services . . . . .	1 412	6 374	24 654	129	77	28	12	6	3	2	1	—	—	
54121	Accounting, tax prep, bookkeep, payroll services . . . . .	1 412	6 374	24 654	129	77	28	12	6	3	2	1	—	—	
541211	Offices of certified public accountants . . . . .	445	3 401	14 612	80	48	21	7	4	—	—	—	—	—	
541219	Other accounting services . . . . .	395	1 798	7 771	31	19	5	4	—	1	2	—	—	—	
5413	Architectural, engineering & related services . . . . .	1 328	13 701	59 160	133	68	18	17	2	1	—	—	—	—	
54133	Engineering services . . . . .	985	10 849	46 240	84	43	14	11	13	2	1	—	—	—	
541330	Engineering services . . . . .	985	10 849	46 240	84	43	14	11	13	2	1	—	—	—	
54138	Testing laboratories . . . . .	139	1 291	5 192	7	—	2	2	3	—	—	—	—	—	
541380	Testing laboratories . . . . .	139	1 291	5 192	7	—	2	2	3	—	—	—	—	—	
5415	Computer systems design & related services . . . . .	459	5 988	22 236	71	56	5	6	2	1	1	—	—	—	
54151	Computer systems design & related services . . . . .	459	5 988	22 236	71	56	5	6	2	1	1	—	—	—	
541511	Custom computer programming services . . . . .	197	2 167	8 420	25	17	2	3	2	1	—	—	—	—	
5416	Management, sci & tech consulting services . . . . .	611	4 559	21 416	84	57	10	10	5	1	1	—	—	—	
54161	Management consulting services . . . . .	414	2 924	13 919	63	46	8	6	1	1	1	—	—	—	
541611	Admin & gen management consulting services . . . . .	184	1 428	7 012	34	28	4	—	1	1	—	—	—	—	
541612	Human res & exec search consulting services . . . . .	132	559	2 630	12	9	1	1	—	—	1	—	—	—	
54169	Oth scientific & technical consulting services . . . . .	135	1 081	4 934	13	8	—	2	3	—	—	—	—	—	
541690	Oth scientific & technical consulting services . . . . .	135	1 081	4 934	13	8	—	2	3	—	—	—	—	—	
5418	Advertising & related services . . . . .	281	1 908	8 062	38	23	10	3	1	—	1	—	—	—	
54186	Direct mail advertising . . . . .	(C)	(D)	(D)	2	1	—	—	—	—	1	—	—	—	
5419	Oth professional, scientific, technical services . . . . .	548	2 302	11 207	86	50	15	16	4	1	—	—	—	—	
54192	Photographic services . . . . .	175	596	2 740	34	24	6	2	1	1	—	—	—	—	
541921	Photography studios, portrait . . . . .	110	290	1 441	28	20	6	1	1	—	—	—	—	—	
54194	Veterinary services . . . . .	305	1 467	7 385	28	6	8	11	3	—	—	—	—	—	
541940	Veterinary services . . . . .	305	1 467	7 385	28	6	8	11	3	—	—	—	—	—	
<b>55</b>	<b>Management of companies &amp; enterprises . . . . .</b>	<b>1 378</b>	<b>26 900</b>	<b>102 410</b>	<b>44</b>	<b>15</b>	<b>4</b>	<b>8</b>	<b>11</b>	<b>3</b>	<b>2</b>	<b>1</b>	<b>—</b>	<b>—</b>	
551	Management of companies & enterprises . . . . .	1 378	26 900	102 410	44	15	4	8	11	3	2	1	—	—	
5511	Management of companies & enterprises . . . . .	1 378	26 900	102 410	44	15	4	8	11	3	2	1	—	—	
55111	Management of companies & enterprises . . . . .	1 378	26 900	102 410	44	15	4	8	11	3	2	1	—	—	
551114	Corp, subsidiary & regional managing offices . . . . .	1 201	25 967	96 898	37	12	3	8	10	1	2	1	—	—	

See footnotes at end of table.

**Table 6. Counties—Employees, Payroll, and Establishments by Industry: 2000—Con.**

[Excludes most government employees, railroad employees, and self-employed persons. Size class 1 to 4 includes establishments with payroll, but no employees, during mid-March pay period. (D) denotes figures withheld to avoid disclosing data for individual companies; the data are included in broader industry totals. Detailed industries with 100 or more employees are shown if industry was not a (D). For explanation of terms, abbreviations, and data reliability/comparability, see introductory text]

NAICS code	Industry	Number of employees for week including March 12	Payroll (\$1,000)		Total number of establishments	Number of establishments by employment-size class								
			First quarter	Annual		1 to 4	5 to 9	10 to 19	20 to 49	50 to 99	100 to 249	250 to 499	500 to 999	1,000 or more
<b>LAKE—Con.</b>														
<b>56</b>	<b>Admin, support, waste mgmt, remediation services</b>	<b>8 624</b>	<b>37 706</b>	<b>161 504</b>	<b>440</b>	<b>236</b>	<b>79</b>	<b>49</b>	<b>38</b>	<b>17</b>	<b>16</b>	<b>3</b>	<b>2</b>	<b>-</b>
561	Administrative & support services	7 810	30 411	132 156	407	224	70	45	35	14	14	3	2	-
5611	Office administrative services	273	4 665	18 155	25	18	3	2	1	-	1	-	-	-
56111	Office administrative services	273	4 665	18 155	25	18	3	2	1	-	1	-	-	-
561110	Office administrative services	273	4 665	18 155	25	18	3	2	1	-	1	-	-	-
5613	Employment services	1 506	6 082	24 857	40	15	6	1	7	4	7	-	-	-
56132	Temporary help services	1 342	4 691	18 992	27	10	2	-	4	4	7	-	-	-
561320	Temporary help services	1 342	4 691	18 992	27	10	2	-	4	4	7	-	-	-
56133	Employee leasing services	105	868	3 735	7	2	2	1	2	-	-	-	-	-
561330	Employee leasing services	105	868	3 735	7	2	2	1	2	-	-	-	-	-
5614	Business support services	1 690	4 671	21 049	37	25	4	4	-	-	1	2	1	-
56142	Telephone call centers	(G)	(D)	(D)	14	7	1	2	-	-	1	2	1	-
5615	Travel arrangement & reservation services	142	502	1 997	39	27	11	1	-	-	-	-	-	-
56151	Travel agencies	(C)	(D)	(D)	37	26	10	1	-	-	-	-	-	-
5616	Investigation & security services	1 372	5 114	22 182	45	16	6	5	12	3	2	1	-	-
56161	Investigation, guard & armored car services	1 270	4 335	19 034	31	8	4	3	10	3	2	1	-	-
561612	Security guards & patrol services	1 174	3 831	16 930	25	6	3	2	8	3	2	1	-	-
56162	Security systems services	102	779	3 148	14	8	2	2	2	-	-	-	-	-
5617	Services to buildings & dwellings	1 556	5 318	26 998	191	108	38	27	13	3	2	-	-	-
56172	Janitorial services	807	2 184	9 295	70	36	12	13	6	1	2	-	-	-
561720	Janitorial services	807	2 184	9 295	70	36	12	13	6	1	2	-	-	-
56173	Landscaping services	454	1 640	10 640	80	51	17	8	2	2	-	-	-	-
561730	Landscaping services	454	1 640	10 640	80	51	17	8	2	2	-	-	-	-
56174	Carpet & upholstery cleaning services	116	482	2 503	22	13	6	2	1	-	-	-	-	-
561740	Carpet & upholstery cleaning services	116	482	2 503	22	13	6	2	1	-	-	-	-	-
56179	Other services to buildings & dwellings	102	500	2 278	10	5	1	1	3	-	-	-	-	-
561790	Other services to buildings & dwellings	102	500	2 278	10	5	1	1	3	-	-	-	-	-
5619	Other support services	1 253	3 932	16 276	27	13	2	4	2	4	1	-	1	-
56192	Convention & trade show organizers	(C)	(D)	(D)	1	-	-	-	-	-	1	-	-	-
56199	All other support services	(G)	(D)	(D)	22	9	2	4	2	4	-	-	1	-
562	Waste management & remediation services	814	7 295	29 348	33	12	9	4	3	3	2	-	-	-
5621	Waste collection	260	2 066	8 817	12	5	2	1	3	-	1	-	-	-
56211	Waste collection	260	2 066	8 817	12	5	2	1	3	-	1	-	-	-
5622	Waste treatment & disposal	(C)	(D)	(D)	3	1	1	-	-	-	1	-	-	-
56221	Waste treatment & disposal	(C)	(D)	(D)	3	1	1	-	-	-	1	-	-	-
5629	Remediation & oth waste management services	(E)	(D)	(D)	18	6	6	3	-	3	-	-	-	-
56291	Remediation services	124	1 146	5 362	8	3	2	2	-	1	-	-	-	-
562910	Remediation services	124	1 146	5 362	8	3	2	2	-	1	-	-	-	-
56299	All other waste management services	(C)	(D)	(D)	9	3	4	1	-	1	-	-	-	-
<b>61</b>	<b>Educational services</b>	<b>2 189</b>	<b>7 362</b>	<b>31 301</b>	<b>104</b>	<b>41</b>	<b>19</b>	<b>13</b>	<b>19</b>	<b>7</b>	<b>4</b>	<b>1</b>	<b>-</b>	<b>-</b>
611	Educational services	2 189	7 362	31 301	104	41	19	13	19	7	4	1	-	-
6111	Elementary & secondary schools	1 144	3 769	15 351	32	3	4	6	10	6	3	-	-	-
61111	Elementary & secondary schools	1 144	3 769	15 351	32	3	4	6	10	6	3	-	-	-
611110	Elementary & secondary schools	1 144	3 769	15 351	32	3	4	6	10	6	3	-	-	-
6113	Colleges, universities & professional schools	646	2 098	8 366	9	2	1	1	2	1	1	1	-	-
61131	Colleges, universities & professional schools	646	2 098	8 366	9	2	1	1	2	1	1	1	-	-
611310	Colleges, universities & professional schools	646	2 098	8 366	9	2	1	1	2	1	1	1	-	-
6115	Technical & trade schools	151	851	4 015	23	13	4	4	2	-	-	-	-	-
61151	Technical & trade schools	151	851	4 015	23	13	4	4	2	-	-	-	-	-
6116	Other schools & instruction	171	339	1 370	27	14	8	1	4	-	-	-	-	-
<b>62</b>	<b>Health care and social assistance</b>	<b>26 981</b>	<b>183 229</b>	<b>796 244</b>	<b>1 072</b>	<b>497</b>	<b>281</b>	<b>145</b>	<b>86</b>	<b>24</b>	<b>25</b>	<b>4</b>	<b>4</b>	<b>6</b>
621	Ambulatory health care services	8 390	65 913	309 625	839	426	239	105	51	9	6	1	2	-
6211	Offices of physicians	3 472	38 047	186 469	435	241	120	47	22	3	1	-	1	-
62111	Offices of physicians	3 472	38 047	186 469	435	241	120	47	22	3	1	-	1	-
621111	Offices of physicians (exc mental health)	3 403	37 556	184 117	414	223	118	46	22	3	1	-	1	-
6212	Offices of dentists	1 168	8 232	38 971	182	72	73	34	3	-	-	-	-	-
62121	Offices of dentists	1 168	8 232	38 971	182	72	73	34	3	-	-	-	-	-
621210	Offices of dentists	1 168	8 232	38 971	182	72	73	34	3	-	-	-	-	-
6213	Offices of other health practitioners	601	3 591	15 771	121	81	28	7	4	1	-	-	-	-
62131	Offices of chiropractors	100	510	2 295	28	19	9	-	-	-	-	-	-	-
621310	Offices of chiropractors	100	510	2 295	28	19	9	-	-	-	-	-	-	-
62132	Offices of optometrists	168	941	4 166	35	23	7	4	1	-	-	-	-	-
621320	Offices of optometrists	168	941	4 166	35	23	7	4	1	-	-	-	-	-
62134	Offices of PT, OT, speech therapy & audiology	154	1 308	5 343	20	11	4	2	3	-	-	-	-	-
621340	Offices of PT, OT, speech therapy & audiology	154	1 308	5 343	20	11	4	2	3	-	-	-	-	-
62139	Offices of all other health practitioners	129	609	2 932	28	22	5	-	-	1	-	-	-	-
6214	Outpatient care centers	1 389	7 924	31 506	53	15	17	10	6	2	2	-	1	-
62142	Outpatient mental health, substance abuse ctrs	390	2 666	11 072	15	5	7	1	-	-	2	-	-	-
621420	Outpatient mental health, substance abuse ctrs	390	2 666	11 072	15	5	7	1	-	-	2	-	-	-
62149	Other outpatient care centers	(F)	(D)	(D)	32	9	6	8	6	2	-	-	1	-
621492	Kidney dialysis centers	239	1 676	6 868	11	2	-	5	2	2	-	-	-	-
621498	All other outpatient care centers	635	2 371	8 334	13	4	4	2	2	-	-	-	1	-
6215	Medical & diagnostic laboratories	554	3 131	16 082	7	4	-	-	2	-	-	-	1	-
62151	Medical & diagnostic laboratories	554	3 131	16 082	7	4	-	-	2	-	-	-	1	-
6216	Home health care services	948	3 899	16 340	31	11	1	3	11	3	2	-	-	-
62161	Home health care services	948	3 899	16 340	31	11	1	3	11	3	2	-	-	-
621610	Home health care services	948	3 899	16 340	31	11	1	3	11	3	2	-	-	-

See footnotes at end of table.

**Table 6. Counties—Employees, Payroll, and Establishments by Industry: 2000—Con.**

[Excludes most government employees, railroad employees, and self-employed persons. Size class 1 to 4 includes establishments with payroll, but no employees, during mid-March pay period. (D) denotes figures withheld to avoid disclosing data for individual companies; the data are included in broader industry totals. Detailed industries with 100 or more employees are shown if industry was not a (D). For explanation of terms, abbreviations, and data reliability/comparability, see introductory text]

NAICS code	Industry	Number of employees for week including March 12	Payroll (\$1,000)		Total number of establishments	Number of establishments by employment-size class								
			First quarter	Annual		1 to 4	5 to 9	10 to 19	20 to 49	50 to 99	100 to 249	250 to 499	500 to 999	1,000 or more
<b>LAKE—Con.</b>														
<b>62</b>	<b>Health care and social assistance—Con.</b>													
621	Ambulatory health care services—Con.													
6219	Other ambulatory health care services . . . . .	258	1 089	4 486	10	2	—	4	3	—	1	—	—	—
62191	Ambulance services . . . . .	193	741	3 119	4	—	—	—	3	—	1	—	—	—
621910	Ambulance services . . . . .	193	741	3 119	4	—	—	—	3	—	1	—	—	—
622	Hospitals . . . . .	11 672	90 768	376 039	11	—	—	—	—	1	2	—	2	6
6221	General medical & surgical hospitals . . . . .	11 265	88 455	366 914	8	—	—	—	—	—	—	—	2	6
62211	General medical & surgical hospitals . . . . .	11 265	88 455	366 914	8	—	—	—	—	—	—	—	2	6
622110	General medical & surgical hospitals . . . . .	11 265	88 455	366 914	8	—	—	—	—	—	—	—	2	6
6222	Psychiatric & substance abuse hospitals . . . . .	(C)	(D)	(D)	2	—	—	—	—	1	1	—	—	—
62221	Psychiatric & substance abuse hospitals . . . . .	(C)	(D)	(D)	2	—	—	—	—	1	1	—	—	—
6223	Other specialty hospitals . . . . .	(C)	(D)	(D)	1	—	—	—	—	—	1	—	—	—
62231	Other specialty hospitals . . . . .	(C)	(D)	(D)	1	—	—	—	—	—	1	—	—	—
623	Nursing & residential care facilities . . . . .	4 546	18 593	76 409	61	5	10	11	10	7	15	3	—	—
6231	Nursing care facilities . . . . .	3 142	13 039	52 646	20	—	—	—	1	5	12	2	—	—
62311	Nursing care facilities . . . . .	3 142	13 039	52 646	20	—	—	—	1	5	12	2	—	—
623110	Nursing care facilities . . . . .	3 142	13 039	52 646	20	—	—	—	1	5	12	2	—	—
6232	Residential mental retardation, health facil . . . . .	901	3 345	14 378	25	—	10	8	3	1	2	1	—	—
62321	Residential mental retardation facilities . . . . .	721	2 543	10 785	16	—	5	6	2	—	2	1	—	—
623210	Residential mental retardation facilities . . . . .	721	2 543	10 785	16	—	5	6	2	—	2	1	—	—
62322	Residential mental health, subst abuse facil . . . . .	180	802	3 593	9	—	5	2	1	1	—	—	—	—
623220	Residential mental health, subst abuse facil . . . . .	180	802	3 593	9	—	5	2	1	1	—	—	—	—
6233	Community care facilities for the elderly . . . . .	248	954	4 423	7	3	—	1	2	—	1	—	—	—
62331	Community care facilities for the elderly . . . . .	248	954	4 423	7	3	—	1	2	—	1	—	—	—
6239	Other residential care facilities . . . . .	255	1 255	4 962	9	2	—	2	4	1	—	—	—	—
62399	Other residential care facilities . . . . .	255	1 255	4 962	9	2	—	2	4	1	—	—	—	—
623990	Other residential care facilities . . . . .	255	1 255	4 962	9	2	—	2	4	1	—	—	—	—
624	Social assistance . . . . .	2 373	7 955	34 171	161	66	32	29	25	7	2	—	—	—
6241	Individual & family services . . . . .	804	2 543	10 726	45	17	9	10	5	3	1	—	—	—
62412	Services for elderly & disabled persons . . . . .	350	768	3 425	13	3	2	3	2	3	—	—	—	—
624120	Services for elderly & disabled persons . . . . .	350	768	3 425	13	3	2	3	2	3	—	—	—	—
62419	Other individual & family services . . . . .	400	1 419	5 844	22	9	4	5	3	—	1	—	—	—
624190	Other individual & family services . . . . .	400	1 419	5 844	22	9	4	5	3	—	1	—	—	—
6242	Community, emergency & other relief services . . . . .	297	976	3 970	25	16	—	4	4	1	—	—	—	—
62422	Community housing services . . . . .	192	621	2 626	8	3	—	2	2	1	—	—	—	—
6243	Vocational rehabilitation services . . . . .	472	2 080	9 381	13	3	1	2	5	1	1	—	—	—
62431	Vocational rehabilitation services . . . . .	472	2 080	9 381	13	3	1	2	5	1	1	—	—	—
624310	Vocational rehabilitation services . . . . .	472	2 080	9 381	13	3	1	2	5	1	1	—	—	—
6244	Child day care services . . . . .	800	2 356	10 094	78	30	22	13	11	2	—	—	—	—
62441	Child day care services . . . . .	800	2 356	10 094	78	30	22	13	11	2	—	—	—	—
624410	Child day care services . . . . .	800	2 356	10 094	78	30	22	13	11	2	—	—	—	—
<b>71</b>	<b>Arts, entertainment &amp; recreation . . . . .</b>													
711	Performing arts, spectator sports & related industries . . . . .	(E)	(D)	(D)	21	14	2	1	2	2	—	—	—	—
7111	Performing arts companies . . . . .	(C)	(D)	(D)	7	5	1	—	—	1	—	—	—	—
71113	Musical groups & artists . . . . .	105	91	523	5	4	—	—	—	1	—	—	—	—
711130	Musical groups & artists . . . . .	105	91	523	5	4	—	—	—	1	—	—	—	—
713	Amusement, gambling & recreation industries . . . . .	(I)	(D)	(D)	91	37	12	19	12	6	1	—	2	2
7132	Gambling industries . . . . .	(I)	(D)	(D)	5	—	—	1	—	—	—	—	2	2
71321	Casinos (except hotel casinos) . . . . .	5 917	36 511	152 840	4	—	—	—	—	—	—	—	2	2
713210	Casinos (except hotel casinos) . . . . .	5 917	36 511	152 840	4	—	—	—	—	—	—	—	2	2
7139	Other amusement & recreation industries . . . . .	(G)	(D)	(D)	84	36	12	18	12	5	1	—	—	—
71391	Golf courses & country clubs . . . . .	512	1 394	8 399	20	7	2	3	3	4	1	—	—	—
713910	Golf courses & country clubs . . . . .	512	1 394	8 399	20	7	2	3	3	4	1	—	—	—
71394	Fitness & recreational sports centers . . . . .	308	721	2 905	27	11	4	7	4	1	—	—	—	—
713940	Fitness & recreational sports centers . . . . .	308	721	2 905	27	11	4	7	4	1	—	—	—	—
71395	Bowling centers . . . . .	270	694	2 872	13	2	2	4	5	—	—	—	—	—
713950	Bowling centers . . . . .	270	694	2 872	13	2	2	4	5	—	—	—	—	—
<b>72</b>	<b>Accommodation &amp; food services . . . . .</b>													
721	Accommodation . . . . .	1 198	3 294	14 918	47	10	3	16	16	1	—	1	—	—
7211	Traveler accommodation . . . . .	1 198	3 294	14 918	47	10	3	16	16	1	—	1	—	—
72111	Hotels (exc casino hotels) & motels . . . . .	(G)	(D)	(D)	46	9	3	16	16	1	—	1	—	—
722	Food services & drinking places . . . . .	14 622	31 988	133 483	853	302	123	175	190	55	7	1	—	—
7221	Full-service restaurants . . . . .	6 745	16 183	66 580	294	75	43	71	69	29	6	1	—	—
72211	Full-service restaurants . . . . .	6 745	16 183	66 580	294	75	43	71	69	29	6	1	—	—
722110	Full-service restaurants . . . . .	6 745	16 183	66 580	294	75	43	71	69	29	6	1	—	—
7222	Limited-service eating places . . . . .	6 732	13 460	56 771	377	99	55	86	112	25	—	—	—	—
72221	Limited-service eating places . . . . .	6 732	13 460	56 771	377	99	55	86	112	25	—	—	—	—
722211	Limited-service restaurants . . . . .	6 298	12 613	53 148	326	74	46	75	106	25	—	—	—	—
722213	Snack & nonalcoholic beverage bars . . . . .	422	816	3 494	48	23	8	11	6	—	—	—	—	—
7223	Special food services . . . . .	380	826	3 800	37	16	6	9	6	—	—	—	—	—
72231	Food service contractors . . . . .	(C)	(D)	(D)	16	5	3	7	1	—	—	—	—	—
72232	Caterers . . . . .	230	336	1 897	18	8	3	2	5	—	—	—	—	—
722320	Caterers . . . . .	230	336	1 897	18	8	3	2	5	—	—	—	—	—
7224	Drinking places (alcoholic beverages) . . . . .	765	1 519	6 332	145	112	19	9	3	1	1	—	—	—
72241	Drinking places (alcoholic beverages) . . . . .	765	1 519	6 332	145	112	19	9	3	1	1	—	—	—
722410	Drinking places (alcoholic beverages) . . . . .	765	1 519	6 332	145	112	19	9	3	1	1	—	—	—

See footnotes at end of table.

**Table 6. Counties—Employees, Payroll, and Establishments by Industry: 2000—Con.**

[Excludes most government employees, railroad employees, and self-employed persons. Size class 1 to 4 includes establishments with payroll, but no employees, during mid-March pay period. (D) denotes figures withheld to avoid disclosing data for individual companies; the data are included in broader industry totals. Detailed industries with 100 or more employees are shown if industry was not a (D). For explanation of terms, abbreviations, and data reliability/comparability, see introductory text]

NAICS code	Industry	Number of employees for week including March 12	Payroll (\$1,000)		Total number of establishments	Number of establishments by employment-size class								
			First quarter	Annual		1 to 4	5 to 9	10 to 19	20 to 49	50 to 99	100 to 249	250 to 499	500 to 999	1,000 or more
<b>LAKE—Con.</b>														
<b>81</b>	<b>Other services (except public administration)</b>	<b>10 996</b>	<b>46 178</b>	<b>192 113</b>	<b>1 241</b>	<b>642</b>	<b>319</b>	<b>163</b>	<b>91</b>	<b>18</b>	<b>6</b>	<b>2</b>	—	—
811	Repair & maintenance	3 420	21 506	86 907	445	239	108	63	27	7	1	—	—	—
8111	Automotive repair & maintenance	2 140	11 940	48 565	332	177	88	48	17	2	—	—	—	—
81111	Automotive mechanical & electrical R&M	930	6 199	25 654	187	115	45	24	3	—	—	—	—	—
811111	General automotive repair	633	4 201	17 468	126	81	25	18	2	—	—	—	—	—
811112	Automotive exhaust system repair	113	722	2 930	26	15	9	2	—	—	—	—	—	—
811118	Other automotive mechanical & electrical R&M	121	876	3 659	18	10	3	4	1	—	—	—	—	—
81112	Automotive body, paint, interior & glass repair	493	3 506	14 299	72	32	26	10	3	1	—	—	—	—
811121	Automotive body, paint & interior R&M	446	3 160	12 859	62	28	22	8	3	1	—	—	—	—
81119	Other automotive R&M	717	2 235	8 612	73	30	17	14	11	1	—	—	—	—
811191	Automotive oil change & lubrication shops	289	887	3 464	19	4	4	5	6	—	—	—	—	—
811192	Car washes	346	1 030	3 871	42	21	10	5	5	1	—	—	—	—
8113	Commercial equipment (exc auto & elec) R&M	873	8 146	32 439	53	17	12	12	7	5	—	—	—	—
81131	Commercial equipment (exc auto & elec) R&M	873	8 146	32 439	53	17	12	12	7	5	—	—	—	—
811310	Commercial equipment (exc auto & elec) R&M	873	8 146	32 439	53	17	12	12	7	5	—	—	—	—
8114	Personal & household goods R&M	331	1 156	4 792	48	38	5	2	2	—	1	—	—	—
81141	Home, garden equipment & appliance R&M	222	782	3 176	16	12	1	2	—	—	1	—	—	—
811412	Appliance repair & maintenance	210	731	2 926	10	6	1	2	—	—	1	—	—	—
812	Personal & laundry services	2 799	10 662	47 418	293	133	83	47	25	2	2	1	—	—
8121	Personal care services	1 082	3 235	14 314	153	72	44	26	11	—	—	—	—	—
81211	Hair, nail & skin care services	969	2 979	13 249	134	64	37	23	10	—	—	—	—	—
812112	Beauty salons	950	2 937	13 039	129	61	35	23	10	—	—	—	—	—
81219	Other personal care services	113	256	1 065	19	8	7	3	1	—	—	—	—	—
8122	Death care services	377	2 377	10 338	50	22	14	10	4	—	—	—	—	—
81221	Funeral homes	242	1 632	7 219	40	21	11	6	2	—	—	—	—	—
812210	Funeral homes	242	1 632	7 219	40	21	11	6	2	—	—	—	—	—
81222	Cemeteries & crematories	135	745	3 119	10	1	3	4	2	—	—	—	—	—
812220	Cemeteries & crematories	135	745	3 119	10	1	3	4	2	—	—	—	—	—
8123	Drycleaning & laundry services	777	2 786	12 477	64	23	21	9	9	1	1	—	—	—
81231	Coin-operated laundries & drycleaners	175	392	1 605	31	15	13	2	1	—	—	—	—	—
812310	Coin-operated laundries & drycleaners	175	392	1 605	31	15	13	2	1	—	—	—	—	—
81232	Drycleaning & laundry services (exc coin-op)	303	909	3 893	27	8	8	6	4	1	—	—	—	—
812320	Drycleaning & laundry services (exc coin-op)	303	909	3 893	27	8	8	6	4	1	—	—	—	—
81233	Linen & uniform supply	299	1 485	6 979	6	—	—	1	4	—	1	—	—	—
8129	Other personal services	563	2 264	10 289	26	16	4	2	1	1	1	1	—	—
81292	Photofinishing	437	2 061	9 308	9	4	2	—	1	—	1	1	—	—
813	Religious, grantmaking, civic, prof & like organizations	4 777	14 010	57 788	503	270	128	53	39	9	3	1	—	—
8131	Religious organizations	2 545	6 944	28 513	285	141	90	31	18	4	—	1	—	—
81311	Religious organizations	2 545	6 944	28 513	285	141	90	31	18	4	—	1	—	—
813110	Religious organizations	2 545	6 944	28 513	285	141	90	31	18	4	—	1	—	—
8132	Grantmaking & giving services	120	828	3 593	14	9	1	1	3	—	—	—	—	—
81321	Grantmaking & giving services	120	828	3 593	14	9	1	1	3	—	—	—	—	—
8133	Social advocacy organizations	106	400	1 829	17	9	6	1	1	—	—	—	—	—
81331	Social advocacy organizations	106	400	1 829	17	9	6	1	1	—	—	—	—	—
8134	Civic & social organizations	664	1 358	5 539	68	40	15	4	7	1	1	—	—	—
81341	Civic & social organizations	664	1 358	5 539	68	40	15	4	7	1	1	—	—	—
813410	Civic & social organizations	664	1 358	5 539	68	40	15	4	7	1	1	—	—	—
8139	Business, labor, political, like organizations	1 342	4 480	18 314	119	71	16	16	10	4	2	—	—	—
81393	Labor unions & similar labor organizations	1 080	3 520	14 223	67	30	11	13	8	3	2	—	—	—
813930	Labor unions & similar labor organizations	1 080	3 520	14 223	67	30	11	13	8	3	2	—	—	—
81399	Oth similar organizations (exc business, prof, labor, pol)	159	401	1 817	16	13	—	—	2	1	—	—	—	—
813990	Oth similar organizations (exc business, prof, labor, pol)	159	401	1 817	16	13	—	—	2	1	—	—	—	—
<b>95</b>	<b>Auxiliaries (exc corporate, subsidiary &amp; regional mgt)</b>	<b>209</b>	<b>2 345</b>	<b>9 049</b>	<b>12</b>	<b>3</b>	<b>2</b>	<b>2</b>	<b>5</b>	—	—	—	—	—
<b>99</b>	<b>Unclassified establishments</b>	<b>118</b>	<b>517</b>	<b>2 468</b>	<b>66</b>	<b>56</b>	<b>6</b>	<b>4</b>	—	—	—	—	—	—
<b>LA PORTE</b>														
	<b>Total</b>	<b>40 277</b>	<b>254 590</b>	<b>1 045 760</b>	<b>2 635</b>	<b>1 252</b>	<b>628</b>	<b>383</b>	<b>227</b>	<b>82</b>	<b>47</b>	<b>9</b>	<b>4</b>	<b>3</b>
<b>11</b>	<b>Forestry, fishing, hunting, and agriculture support</b>	(A)	(D)	(D)	<b>3</b>	<b>1</b>	<b>1</b>	<b>1</b>	—	—	—	—	—	—
<b>21</b>	<b>Mining</b>	(C)	(D)	(D)	<b>3</b>	<b>1</b>	—	<b>1</b>	—	<b>1</b>	—	—	—	—
212	Mining (except oil & gas)	(C)	(D)	(D)	3	1	—	1	—	1	—	—	—	—
2123	Nonmetallic mineral mining & quarrying	(C)	(D)	(D)	3	1	—	1	—	1	—	—	—	—
<b>22</b>	<b>Utilities</b>	(E)	(D)	(D)	<b>7</b>	<b>1</b>	<b>1</b>	—	<b>3</b>	—	<b>2</b>	—	—	—
221	Utilities	(E)	(D)	(D)	7	1	1	—	3	—	2	—	—	—
2211	Elec pwr generation, transmsn & distribution	(E)	(D)	(D)	5	—	—	—	3	—	2	—	—	—
22111	Electric power generation	(C)	(D)	(D)	1	—	—	—	—	—	1	—	—	—
22112	Electric pwr transmsn, control & distribution	(C)	(D)	(D)	4	—	—	—	3	—	1	—	—	—

See footnotes at end of table.

**Table 6. Counties—Employees, Payroll, and Establishments by Industry: 2000—Con.**

[Excludes most government employees, railroad employees, and self-employed persons. Size class 1 to 4 includes establishments with payroll, but no employees, during mid-March pay period. (D) denotes figures withheld to avoid disclosing data for individual companies; the data are included in broader industry totals. Detailed industries with 100 or more employees are shown if industry was not a (D). For explanation of terms, abbreviations, and data reliability/comparability, see introductory text]

NAICS code	Industry	Number of employees for week including March 12	Payroll (\$1,000)		Total number of establishments	Number of establishments by employment-size class									
			First quarter	Annual		1 to 4	5 to 9	10 to 19	20 to 49	50 to 99	100 to 249	250 to 499	500 to 999	1,000 or more	
	<b>LA PORTE—Con.</b>														
<b>23</b>	<b>Construction</b>	<b>2 213</b>	<b>17 312</b>	<b>78 993</b>	<b>296</b>	<b>181</b>	<b>63</b>	<b>34</b>	<b>13</b>	<b>3</b>	<b>2</b>	—	—	—	—
233	Building, developing & general contracting	828	6 743	30 405	104	69	20	11	2	—	2	—	—	—	—
2332	Residential building construction	(E)	(D)	(D)	89	64	18	6	1	—	—	—	—	—	—
23321	Single-family housing construction	(E)	(D)	(D)	89	64	18	6	1	—	—	—	—	—	—
2333	Nonresidential building construction	479	5 160	22 783	14	4	2	5	1	—	2	—	—	—	—
23331	Mfg & industrial building construction	263	3 122	12 959	5	2	—	2	—	—	1	—	—	—	—
233310	Mfg & industrial building construction	263	3 122	12 959	5	2	—	2	—	—	1	—	—	—	—
23332	Commercial & institutional bldg construction	216	2 038	9 824	9	2	2	3	1	—	1	—	—	—	—
233320	Commercial & institutional bldg construction	216	2 038	9 824	9	2	2	3	1	—	1	—	—	—	—
234	Heavy construction	208	1 685	11 245	12	2	4	2	3	1	—	—	—	—	—
2341	Highway, street, bridge & tunnel construction	119	925	7 614	6	—	2	2	1	1	—	—	—	—	—
235	Special trade contractors	1 177	8 884	37 343	180	110	39	21	8	2	—	—	—	—	—
2351	Plumbing, heating & AC contractor	392	4 106	15 945	41	24	8	4	3	2	—	—	—	—	—
23511	Plumbing, heating & AC contractor	392	4 106	15 945	41	24	8	4	3	2	—	—	—	—	—
235110	Plumbing, heating & AC contractor	392	4 106	15 945	41	24	8	4	3	2	—	—	—	—	—
2353	Electrical contractors	177	1 727	5 900	23	11	7	3	2	—	—	—	—	—	—
23531	Electrical contractors	177	1 727	5 900	23	11	7	3	2	—	—	—	—	—	—
235310	Electrical contractors	177	1 727	5 900	23	11	7	3	2	—	—	—	—	—	—
2354	Masonry, drywall, insulation, tile contractors	113	644	3 592	21	14	6	—	1	—	—	—	—	—	—
2356	Roofing, siding, & sheet metal contractors	140	552	3 149	16	7	4	4	1	—	—	—	—	—	—
23561	Roofing, siding, & sheet metal contractors	140	552	3 149	16	7	4	4	1	—	—	—	—	—	—
235610	Roofing, siding, & sheet metal contractors	140	552	3 149	16	7	4	4	1	—	—	—	—	—	—
2359	Other special trade contractors	133	851	3 901	28	19	4	5	—	—	—	—	—	—	—
<b>31-33</b>	<b>Manufacturing</b>	<b>9 791</b>	<b>88 561</b>	<b>351 333</b>	<b>191</b>	<b>34</b>	<b>35</b>	<b>29</b>	<b>45</b>	<b>25</b>	<b>15</b>	<b>5</b>	<b>3</b>	—	—
311	Food mfg	628	3 943	17 476	9	1	3	1	1	—	3	—	—	—	—
3118	Bakeries & tortilla mfg	(F)	(D)	(D)	6	—	3	—	—	—	3	—	—	—	—
31181	Bread & bakery product mfg	(E)	(D)	(D)	5	—	3	—	—	—	2	—	—	—	—
31182	Cookie, cracker & pasta mfg	(C)	(D)	(D)	1	—	—	—	—	—	1	—	—	—	—
315	Apparel manufacturing	(E)	(D)	(D)	3	2	—	—	—	—	—	1	—	—	—
3152	Cut & sew apparel mfg	(E)	(D)	(D)	2	1	—	—	—	—	—	1	—	—	—
31522	Men's, boys' cut & sew apparel mfg	(E)	(D)	(D)	1	—	—	—	—	—	—	1	—	—	—
321	Wood product mfg	203	1 459	5 741	4	1	—	1	—	1	1	—	—	—	—
3219	Other wood product mfg	(C)	(D)	(D)	2	1	—	—	—	—	1	—	—	—	—
32191	Millwork	(C)	(D)	(D)	2	1	—	—	—	—	1	—	—	—	—
322	Paper mfg	304	2 204	9 214	6	1	—	—	2	3	—	—	—	—	—
3222	Converted paper product mfg	304	2 204	9 214	6	1	—	—	2	3	—	—	—	—	—
32221	Paperboard container mfg	(C)	(D)	(D)	5	1	—	—	2	2	—	—	—	—	—
323	Printing & related support activities	242	1 867	7 842	12	3	4	1	3	—	1	—	—	—	—
3231	Printing & related support activities	242	1 867	7 842	12	3	4	1	3	—	1	—	—	—	—
32311	Printing	(C)	(D)	(D)	11	3	3	1	3	—	1	—	—	—	—
323110	Commercial lithographic printing	203	1 632	6 698	7	1	2	1	2	—	1	—	—	—	—
325	Chemical mfg	409	3 513	14 098	9	—	—	1	4	4	—	—	—	—	—
3251	Basic chemical mfg	200	2 400	9 527	3	—	—	—	1	2	—	—	—	—	—
32512	Industrial gas mfg	(C)	(D)	(D)	2	—	—	—	1	1	—	—	—	—	—
326	Plastics & rubber products mfg	680	4 604	20 187	19	4	4	4	4	1	1	1	—	—	—
3261	Plastics product mfg	(E)	(D)	(D)	15	1	4	4	4	1	1	—	—	—	—
32614	Polystyrene foam product mfg	(C)	(D)	(D)	1	—	—	—	—	—	1	—	—	—	—
32619	Other plastics product mfg	172	764	3 343	10	1	2	4	3	—	—	—	—	—	—
326199	All other plastics product mfg	172	764	3 343	10	1	2	4	3	—	—	—	—	—	—
3262	Rubber product mfg	(E)	(D)	(D)	4	3	—	—	—	—	—	1	—	—	—
32629	Other rubber product mfg	(E)	(D)	(D)	4	3	—	—	—	—	—	1	—	—	—
327	Nonmetallic mineral product mfg	137	869	3 719	9	2	3	2	2	—	—	—	—	—	—
331	Primary metal mfg	1 476	15 022	56 190	10	2	1	2	—	2	1	1	1	—	—
3315	Foundries	1 452	14 862	55 483	6	—	—	1	—	2	1	1	1	—	—
33151	Ferrous metal foundries	(G)	(D)	(D)	5	—	—	1	—	1	1	1	1	—	—
332	Fabricated metal product mfg	1 971	17 437	70 013	52	4	10	11	11	13	3	—	—	—	—
3321	Forging & stamping	335	2 585	9 917	6	—	1	—	2	2	1	—	—	—	—
33211	Forging & stamping	335	2 585	9 917	6	—	1	—	2	2	1	—	—	—	—
3324	Boiler, tank & shipping container mfg	261	2 658	10 826	4	—	1	—	1	1	1	—	—	—	—
33241	Power boiler & heat exchanger mfg	(C)	(D)	(D)	2	—	1	—	—	—	1	—	—	—	—
3325	Hardware mfg	170	1 138	4 207	3	—	—	1	—	2	—	—	—	—	—
33251	Hardware mfg	170	1 138	4 207	3	—	—	1	—	2	—	—	—	—	—
332510	Hardware mfg	170	1 138	4 207	3	—	—	1	—	2	—	—	—	—	—
3327	Mach shops, turn prod, screw, nut, bolt mfg	346	3 230	13 900	17	3	4	6	1	3	—	—	—	—	—
33271	Machine shops	234	2 398	9 572	14	3	4	5	—	2	—	—	—	—	—
332710	Machine shops	234	2 398	9 572	14	3	4	5	—	2	—	—	—	—	—
33272	Turned product & screw, nut & bolt mfg	112	832	4 328	3	—	—	1	1	1	—	—	—	—	—
3328	Coating, engrave, heat treating & oth activity	355	3 375	12 371	7	—	1	2	2	1	1	—	—	—	—
33281	Coating, engrave, heat treating & oth activity	355	3 375	12 371	7	—	1	2	2	1	1	—	—	—	—
3329	Other fabricated metal product mfg	365	3 199	13 696	11	1	2	2	3	3	—	—	—	—	—
33291	Metal valve mfg	203	1 881	8 202	4	—	—	1	1	2	—	—	—	—	—
33299	All other fabricated metal product mfg	162	1 318	5 494	7	1	2	1	2	1	—	—	—	—	—

See footnotes at end of table.



**Table 6. Counties—Employees, Payroll, and Establishments by Industry: 2000—Con.**

[Excludes most government employees, railroad employees, and self-employed persons. Size class 1 to 4 includes establishments with payroll, but no employees, during mid-March pay period. (D) denotes figures withheld to avoid disclosing data for individual companies; the data are included in broader industry totals. Detailed industries with 100 or more employees are shown if industry was not a (D). For explanation of terms, abbreviations, and data reliability/comparability, see introductory text]

NAICS code	Industry	Number of employees for week including March 12	Payroll (\$1,000)		Total number of establishments	Number of establishments by employment-size class																			
			First quarter	Annual		1 to 4	5 to 9	10 to 19	20 to 49	50 to 99	100 to 249	250 to 499	500 to 999	1,000 or more											
<b>LA PORTE—Con.</b>																									
<b>31-33 Manufacturing—Con.</b>																									
333	Machinery mfg .....	1 933	23 723	91 135	31	7	3	3	11	—	5	1	1	—											
3332	Industrial machinery mfg .....	291	3 119	12 888	8	2	2	2	—	—	2	—	—												
33329	Other industrial machinery mfg .....	(E)	(D)	(D)	6	2	1	1	—	—	2	—	—												
3334	HVAC & commercial refrigeration equipment mfg .....	729	10 405	35 665	3	—	—	—	1	—	1	—	1												
33341	HVAC & commercial refrigeration equipment mfg .....	729	10 405	35 665	3	—	—	—	1	—	1	—	1												
3339	Other general purpose machinery mfg .....	752	8 857	36 993	10	1	1	—	5	—	2	1	—												
33391	Pump & compressor mfg .....	(F)	(D)	(D)	4	—	—	—	2	—	1	1	—												
33399	All other general purpose machinery mfg .....	(C)	(D)	(D)	5	1	1	—	2	—	1	—	—												
333999	All other general purpose machinery mfg ..	166	1 112	4 862	4	1	1	—	1	—	1	—	—												
336	Transportation equipment mfg .....	(F)	(D)	(D)	2	—	—	—	1	—	—	—	1												
3363	Motor vehicle parts mfg .....	(F)	(D)	(D)	2	—	—	—	1	—	—	—	1												
33639	Other motor vehicle parts mfg .....	(F)	(D)	(D)	1	—	—	—	—	—	—	—	1												
337	Furniture & related product mfg .....	155	1 092	3 838	6	1	2	1	1	1	—	—	—												
339	Miscellaneous mfg .....	478	2 873	11 614	10	3	4	—	2	—	—	1	—												
3391	Medical equipment & supplies mfg .....	(E)	(D)	(D)	5	1	3	—	—	—	—	1	—												
33911	Medical equipment & supplies mfg .....	(E)	(D)	(D)	5	1	3	—	—	—	—	1	—												
<b>42</b>	<b>Wholesale trade .....</b>	<b>1 496</b>	<b>11 724</b>	<b>48 942</b>	<b>130</b>	<b>65</b>	<b>32</b>	<b>18</b>	<b>11</b>	<b>2</b>	<b>1</b>	<b>1</b>	<b>—</b>												
421	Wholesale trade, durable goods .....	764	6 409	26 610	87	49	17	12	7	1	1	—	—												
4218	Machinery, equipment & supplies whsle .....	434	4 068	16 474	29	13	4	8	2	1	1	—	—												
42183	Industrial machinery & equipment whsle .....	338	3 323	13 357	15	7	1	3	2	1	1	—	—												
421830	Industrial machinery & equipment whsle ...	338	3 323	13 357	15	7	1	3	2	1	1	—	—												
422	Wholesale trade, nondurable goods .....	732	5 315	22 332	43	16	15	6	4	1	—	1	—												
4224	Grocery & related product whsle .....	399	2 883	11 406	10	5	1	1	2	—	—	1	—												
42241	General line grocery whsle .....	355	2 401	9 359	6	2	1	1	1	—	—	—	—												
422410	General line grocery whsle .....	355	2 401	9 359	6	2	1	1	1	—	—	—	—												
<b>44-45</b>	<b>Retail trade .....</b>	<b>6 617</b>	<b>27 128</b>	<b>116 125</b>	<b>526</b>	<b>175</b>	<b>189</b>	<b>104</b>	<b>40</b>	<b>7</b>	<b>9</b>	<b>2</b>	<b>—</b>												
441	Motor vehicle & parts dealers .....	779	5 438	22 839	52	15	15	12	8	1	1	—	—												
4411	Automobile dealers .....	500	3 863	15 616	21	7	2	3	7	1	1	—	—												
44111	New car dealers .....	437	3 157	13 028	10	1	—	—	7	1	1	—	—												
441110	New car dealers .....	437	3 157	13 028	10	1	—	—	7	1	1	—	—												
4413	Automotive parts, accessories & tire stores .....	181	932	3 990	22	4	11	7	—	—	—	—	—												
44131	Automotive parts, accessories & tire stores ..	106	496	2 122	13	3	6	4	—	—	—	—	—												
441310	Automotive parts, accessories & tire stores ..	106	496	2 122	13	3	6	4	—	—	—	—	—												
442	Furniture & home furnishing stores .....	228	943	3 856	42	20	17	4	1	—	—	—	—												
4422	Home furnishings stores .....	177	678	2 646	33	14	16	2	1	—	—	—	—												
44229	Other home furnishings stores .....	131	462	1 728	20	6	11	2	1	—	—	—	—												
443	Electronics & appliance stores .....	119	541	2 167	21	11	6	3	1	—	—	—	—												
4431	Electronics & appliance stores .....	119	541	2 167	21	11	6	3	1	—	—	—	—												
444	Bldg material & garden equip & supp dealers .....	629	3 465	14 466	43	15	11	11	3	2	1	—	—												
4441	Building material & supplies dealers .....	540	2 842	11 990	32	12	6	8	3	2	1	—	—												
44411	Home centers .....	(C)	(D)	(D)	2	—	—	—	—	1	1	—	—												
44419	Other building material dealers .....	227	1 603	6 789	22	6	6	7	3	—	—	—	—												
444190	Other building material dealers .....	227	1 603	6 789	22	6	6	7	3	—	—	—	—												
445	Food & beverage stores .....	901	3 179	12 894	48	19	13	7	4	2	3	—	—												
4451	Grocery stores .....	(F)	(D)	(D)	26	9	4	4	4	2	3	—	—												
44511	Grocery (except convenience) stores .....	768	2 614	10 510	22	7	3	3	4	2	3	—	—												
445110	Grocery (except convenience) stores .....	768	2 614	10 510	22	7	3	3	4	2	3	—	—												
446	Health & personal care stores .....	323	1 713	6 686	30	8	10	7	5	—	—	—	—												
4461	Health & personal care stores .....	323	1 713	6 686	30	8	10	7	5	—	—	—	—												
44611	Pharmacies & drug stores .....	242	1 442	5 551	14	—	4	5	5	—	—	—	—												
446110	Pharmacies & drug stores .....	242	1 442	5 551	14	—	4	5	5	—	—	—	—												
447	Gasoline stations .....	489	1 631	6 882	67	23	28	13	3	—	—	—	—												
4471	Gasoline stations .....	489	1 631	6 882	67	23	28	13	3	—	—	—	—												
44711	Gasoline stations with convenience stores ...	344	1 099	4 687	48	14	22	11	1	—	—	—	—												
447110	Gasoline stations with convenience stores ...	344	1 099	4 687	48	14	22	11	1	—	—	—	—												
44719	Other gasoline stations .....	145	532	2 195	19	9	6	2	2	—	—	—	—												
447190	Other gasoline stations .....	145	532	2 195	19	9	6	2	2	—	—	—	—												
448	Clothing & clothing accessories stores .....	1 065	3 194	13 592	111	22	54	26	8	1	—	—	—												
4481	Clothing stores .....	820	2 330	10 086	68	6	32	21	8	1	—	—	—												
44811	Men's clothing stores .....	165	461	2 123	13	1	7	4	—	1	—	—	—												
448110	Men's clothing stores .....	165	461	2 123	13	1	7	4	—	1	—	—	—												
44812	Women's clothing stores .....	280	770	3 253	26	2	13	8	3	—	—	—	—												
448120	Women's clothing stores .....	280	770	3 253	26	2	13	8	3	—	—	—	—												
44814	Family clothing stores .....	224	703	2 981	15	2	4	6	3	—	—	—	—												
448140	Family clothing stores .....	224	703	2 981	15	2	4	6	3	—	—	—	—												
4482	Shoe stores .....	160	500	2 179	28	12	11	5	—	—	—	—	—												
44821	Shoe stores .....	160	500	2 179	28	12	11	5	—	—	—	—	—												
448210	Shoe stores .....	160	500	2 179	28	12	11	5	—	—	—	—	—												
451	Sporting goods, hobby, book & music stores .....	191	490	2 241	26	9	9	6	2	—	—	—	—												
4511	Sporting goods, hobby, musical instrument stores .....	108	303	1 423	15	6	5	2	2	—	—	—	—												

See footnotes at end of table.

**Table 6. Counties—Employees, Payroll, and Establishments by Industry: 2000—Con.**

[Excludes most government employees, railroad employees, and self-employed persons. Size class 1 to 4 includes establishments with payroll, but no employees, during mid-March pay period. (D) denotes figures withheld to avoid disclosing data for individual companies; the data are included in broader industry totals. Detailed industries with 100 or more employees are shown if industry was not a (D). For explanation of terms, abbreviations, and data reliability/comparability, see introductory text]

NAICS code	Industry	Number of employees for week including March 12	Payroll (\$1,000)		Total number of establishments	Number of establishments by employment-size class									
			First quarter	Annual		1 to 4	5 to 9	10 to 19	20 to 49	50 to 99	100 to 249	250 to 499	500 to 999	1,000 or more	
<b>LA PORTE—Con.</b>															
<b>44-45 Retail trade—Con.</b>															
452	General merchandise stores .....	1 464	4 839	21 559	22	3	9	2	1	1	4	2	—	—	
4521	Department stores .....	907	3 017	13 308	6	—	—	—	—	1	4	1	—	—	
45211	Department stores .....	907	3 017	13 308	6	—	—	—	—	1	4	1	—	—	
452110	Department stores .....	907	3 017	13 308	6	—	—	—	—	1	4	1	—	—	
4529	Other general merchandise stores .....	557	1 822	8 251	16	3	9	2	1	—	—	1	—	—	
45291	Warehouse clubs & superstores .....	(E)	(D)	(D)	1	—	—	—	—	—	—	—	1	—	
45299	All other general merchandise stores .....	(C)	(D)	(D)	15	3	9	2	1	—	—	—	—	—	
453	Miscellaneous store retailers .....	311	1 006	4 544	49	20	15	12	2	—	—	—	—	—	
4539	Other miscellaneous store retailers .....	145	549	2 499	22	9	7	5	1	—	—	—	—	—	
454	Nonstore retailers .....	118	689	4 399	15	10	2	1	2	—	—	—	—	—	
4543	Direct selling establishments .....	(C)	(D)	(D)	11	7	1	1	2	—	—	—	—	—	
45439	Other direct selling establishments .....	110	652	4 232	10	6	1	1	2	—	—	—	—	—	
454390	Other direct selling establishments .....	110	652	4 232	10	6	1	1	2	—	—	—	—	—	
<b>48-49 Transportation &amp; warehousing .....</b>															
484	Truck transportation .....	841	5 572	23 519	68	40	11	7	5	4	1	—	—	—	
4841	General freight trucking .....	288	2 147	8 999	36	21	8	4	1	2	—	—	—	—	
48412	General freight trucking, long-distance .....	278	2 116	8 826	31	16	8	4	1	2	—	—	—	—	
484121	General freight trucking, long-distance, TL .....	137	899	3 658	25	15	7	2	1	—	—	—	—	—	
484122	General freight trucking, long-distance, LTL .....	141	1 217	5 168	6	1	1	2	—	2	—	—	—	—	
4842	Specialized freight trucking .....	553	3 425	14 520	32	19	3	3	4	2	1	—	—	—	
48422	Specialized freight (exc used) trucking, local .....	211	1 756	7 570	15	9	1	2	1	2	—	—	—	—	
484220	Specialized freight (exc used) trucking, local .....	211	1 756	7 570	15	9	1	2	1	2	—	—	—	—	
48423	Specialized freight (exc used) trucking, LDist .....	(E)	(D)	(D)	14	9	2	—	2	—	1	—	—	—	
<b>51 Information .....</b>															
511	Publishing industries .....	324	2 305	8 460	14	7	2	2	—	2	1	—	—	—	
5111	Newspaper, periodical, book, database publishers .....	(E)	(D)	(D)	11	5	1	2	—	2	1	—	—	—	
51111	Newspaper publishers .....	178	997	3 957	5	1	—	2	—	2	—	—	—	—	
511110	Newspaper publishers .....	178	997	3 957	5	1	—	2	—	2	—	—	—	—	
51113	Book publishers .....	(C)	(D)	(D)	2	—	1	—	—	—	1	—	—	—	
512	Motion picture & sound recording industries .....	112	138	595	6	2	—	2	1	1	—	—	—	—	
5121	Motion picture & video industries .....	112	138	595	6	2	—	2	1	1	—	—	—	—	
513	Broadcasting & telecommunications .....	165	1 419	5 895	12	5	1	3	2	1	—	—	—	—	
5133	Telecommunications .....	103	1 052	4 314	7	4	—	2	—	1	—	—	—	—	
<b>52 Finance &amp; insurance .....</b>															
522	Credit intermediation & related activities .....	621	4 069	17 015	58	29	15	8	4	1	1	—	—	—	
5221	Depository credit intermediation .....	571	3 746	15 817	42	14	14	8	4	1	1	—	—	—	
52211	Commercial banking .....	336	2 417	10 206	22	7	7	6	1	—	1	—	—	—	
522110	Commercial banking .....	336	2 417	10 206	22	7	7	6	1	—	1	—	—	—	
52212	Savings institutions .....	126	708	3 113	7	1	3	1	1	1	—	—	—	—	
522120	Savings institutions .....	126	708	3 113	7	1	3	1	1	1	—	—	—	—	
52213	Credit unions .....	109	621	2 498	13	6	4	1	2	—	—	—	—	—	
522130	Credit unions .....	109	621	2 498	13	6	4	1	2	—	—	—	—	—	
524	Insurance carriers & related activities .....	(C)	(D)	(D)	43	37	4	1	—	1	—	—	—	—	
5242	Agencies & other insurance related activities .....	142	990	4 401	37	32	4	—	—	1	—	—	—	—	
52421	Insurance agencies & brokerages .....	142	990	4 401	37	32	4	—	—	1	—	—	—	—	
524210	Insurance agencies & brokerages .....	142	990	4 401	37	32	4	—	—	1	—	—	—	—	
<b>53 Real estate &amp; rental &amp; leasing .....</b>															
531	Real estate .....	205	902	4 207	71	51	18	1	1	—	—	—	—	—	
5311	Lessors of real estate .....	135	594	2 419	36	21	13	1	1	—	—	—	—	—	
532	Rental & leasing services .....	183	1 094	4 502	29	16	10	2	—	1	—	—	—	—	
<b>54 Professional, scientific &amp; technical services .....</b>															
541	Professional, scientific & technical services .....	981	5 061	21 198	151	101	28	14	5	2	1	—	—	—	
5411	Legal services .....	186	994	4 285	42	29	9	3	1	—	—	—	—	—	
54111	Offices of lawyers .....	149	768	3 127	36	26	8	1	1	—	—	—	—	—	
541110	Offices of lawyers .....	149	768	3 127	36	26	8	1	1	—	—	—	—	—	
5412	Accounting, tax prep, bookkeep, payroll services .....	414	1 659	6 113	31	17	8	2	2	1	1	—	—	—	
54121	Accounting, tax prep, bookkeep, payroll services .....	414	1 659	6 113	31	17	8	2	2	1	1	—	—	—	
5413	Architectural, engineering & related services .....	140	1 250	5 294	22	15	4	1	1	1	—	—	—	—	
5419	Oth professional, scientific, technical services .....	141	497	2 222	21	11	4	5	1	—	—	—	—	—	
54194	Veterinary services .....	109	385	1 694	9	1	2	5	1	—	—	—	—	—	
541940	Veterinary services .....	109	385	1 694	9	1	2	5	1	—	—	—	—	—	
<b>55 Management of companies &amp; enterprises .....</b>															
551	Management of companies & enterprises .....	609	5 824	23 336	11	2	1	6	—	—	1	1	—	—	
5511	Management of companies & enterprises .....	609	5 824	23 336	11	2	1	6	—	—	1	1	—	—	
55111	Management of companies & enterprises .....	609	5 824	23 336	11	2	1	6	—	—	1	1	—	—	
551114	Corp, subsidiary & regional managing offices .....	609	5 824	23 336	11	2	1	6	—	—	1	1	—	—	

See footnotes at end of table.

**Table 6. Counties—Employees, Payroll, and Establishments by Industry: 2000—Con.**

[Excludes most government employees, railroad employees, and self-employed persons. Size class 1 to 4 includes establishments with payroll, but no employees, during mid-March pay period. (D) denotes figures withheld to avoid disclosing data for individual companies; the data are included in broader industry totals. Detailed industries with 100 or more employees are shown if industry was not a (D). For explanation of terms, abbreviations, and data reliability/comparability, see introductory text]

NAICS code	Industry	Number of employees for week including March 12	Payroll (\$1,000)		Total number of establishments	Number of establishments by employment-size class								
			First quarter	Annual		1 to 4	5 to 9	10 to 19	20 to 49	50 to 99	100 to 249	250 to 499	500 to 999	1,000 or more
<b>LA PORTE—Con.</b>														
<b>56</b>	<b>Admin, support, waste mgt, remediation services</b>	<b>2 010</b>	<b>9 019</b>	<b>38 162</b>	<b>135</b>	<b>64</b>	<b>26</b>	<b>21</b>	<b>14</b>	<b>7</b>	<b>3</b>	—	—	—
561	Administrative & support services	1 881	7 998	33 487	126	60	26	18	13	6	3	—	—	—
5611	Office administrative services	368	2 313	9 138	10	1	2	3	3	—	1	—	—	—
56111	Office administrative services	368	2 313	9 138	10	1	2	3	3	—	1	—	—	—
561110	Office administrative services	368	2 313	9 138	10	1	2	3	3	—	1	—	—	—
5613	Employment services	756	2 636	10 221	20	7	2	1	4	4	2	—	—	—
56132	Temporary help services	637	2 228	8 230	14	4	1	1	3	3	2	—	—	—
561320	Temporary help services	637	2 228	8 230	14	4	1	1	3	3	2	—	—	—
56133	Employee leasing services	(C)	(D)	(D)	4	1	1	—	1	1	—	—	—	—
5614	Business support services	133	869	3 448	9	4	1	2	1	1	—	—	—	—
5617	Services to buildings & dwellings	408	1 214	6 721	64	36	17	9	1	1	—	—	—	—
56172	Janitorial services	223	552	2 446	22	12	4	4	1	1	—	—	—	—
561720	Janitorial services	223	552	2 446	22	12	4	4	1	1	—	—	—	—
56173	Landscaping services	146	533	3 657	32	18	10	4	—	—	—	—	—	—
561730	Landscaping services	146	533	3 657	32	18	10	4	—	—	—	—	—	—
562	Waste management & remediation services	129	1 021	4 675	9	4	—	3	1	1	—	—	—	—
<b>61</b>	<b>Educational services</b>	<b>338</b>	<b>1 283</b>	<b>5 347</b>	<b>21</b>	<b>9</b>	<b>3</b>	<b>2</b>	<b>6</b>	<b>1</b>	—	—	—	—
611	Educational services	338	1 283	5 347	21	9	3	2	6	1	—	—	—	—
6111	Elementary & secondary schools	255	1 033	4 221	9	1	2	—	5	1	—	—	—	—
61111	Elementary & secondary schools	255	1 033	4 221	9	1	2	—	5	1	—	—	—	—
611110	Elementary & secondary schools	255	1 033	4 221	9	1	2	—	5	1	—	—	—	—
<b>62</b>	<b>Health care and social assistance</b>	<b>4 912</b>	<b>33 555</b>	<b>138 104</b>	<b>222</b>	<b>108</b>	<b>50</b>	<b>36</b>	<b>12</b>	<b>7</b>	<b>7</b>	—	—	<b>2</b>
621	Ambulatory health care services	1 370	13 668	59 641	145	76	34	22	8	3	2	—	—	—
6211	Offices of physicians	499	8 427	37 477	58	33	14	7	3	—	1	—	—	—
62111	Offices of physicians	499	8 427	37 477	58	33	14	7	3	—	1	—	—	—
6212	Offices of dentists	263	1 460	6 179	47	23	15	9	—	—	—	—	—	—
62121	Offices of dentists	263	1 460	6 179	47	23	15	9	—	—	—	—	—	—
621210	Offices of dentists	263	1 460	6 179	47	23	15	9	—	—	—	—	—	—
6214	Outpatient care centers	169	1 385	5 317	15	6	2	4	2	1	—	—	—	—
6216	Home health care services	294	1 313	5 757	4	—	—	—	1	2	1	—	—	—
62161	Home health care services	294	1 313	5 757	4	—	—	—	1	2	1	—	—	—
621610	Home health care services	294	1 313	5 757	4	—	—	—	1	2	1	—	—	—
622	Hospitals	(G)	(D)	(D)	3	—	—	—	1	—	—	—	—	2
6221	General medical & surgical hospitals	(G)	(D)	(D)	2	—	—	—	—	—	—	—	—	2
62211	General medical & surgical hospitals	(G)	(D)	(D)	2	—	—	—	—	—	—	—	—	2
623	Nursing & residential care facilities	872	3 841	15 977	24	3	6	8	1	3	3	—	—	—
6231	Nursing care facilities	430	2 241	9 169	6	—	2	—	—	2	2	—	—	—
62311	Nursing care facilities	430	2 241	9 169	6	—	2	—	—	2	2	—	—	—
623110	Nursing care facilities	430	2 241	9 169	6	—	2	—	—	2	2	—	—	—
6232	Residential mental retardation, health facil	(C)	(D)	(D)	8	2	—	5	—	1	—	—	—	—
62321	Residential mental retardation facilities	(C)	(D)	(D)	6	—	—	5	—	1	—	—	—	—
6233	Community care facilities for the elderly	299	944	4 048	8	1	3	2	1	—	1	—	—	—
62331	Community care facilities for the elderly	299	944	4 048	8	1	3	2	1	—	1	—	—	—
624	Social assistance	(F)	(D)	(D)	50	29	10	6	2	1	2	—	—	—
6241	Individual & family services	(E)	(D)	(D)	20	10	6	2	1	—	1	—	—	—
62412	Services for elderly & disabled persons	(C)	(D)	(D)	4	2	—	1	—	—	1	—	—	—
6244	Child day care services	249	615	2 363	21	14	1	3	1	1	1	—	—	—
62441	Child day care services	249	615	2 363	21	14	1	3	1	1	1	—	—	—
624410	Child day care services	249	615	2 363	21	14	1	3	1	1	1	—	—	—
<b>71</b>	<b>Arts, entertainment &amp; recreation</b>	<b>1 764</b>	<b>8 949</b>	<b>37 593</b>	<b>39</b>	<b>20</b>	<b>6</b>	<b>4</b>	<b>8</b>	—	—	—	—	<b>1</b>
713	Amusement, gambling & recreation industries	1 739	8 918	37 410	30	14	4	3	8	—	—	—	—	1
7132	Gambling industries	(G)	(D)	(D)	1	—	—	—	—	—	—	—	—	1
71321	Casinos (except hotel casinos)	(G)	(D)	(D)	1	—	—	—	—	—	—	—	—	1
7139	Other amusement & recreation industries	(E)	(D)	(D)	26	11	4	3	8	—	—	—	—	—
71395	Bowling centers	(C)	(D)	(D)	5	1	—	1	3	—	—	—	—	—
<b>72</b>	<b>Accommodation &amp; food services</b>	<b>3 639</b>	<b>7 676</b>	<b>34 338</b>	<b>243</b>	<b>90</b>	<b>44</b>	<b>53</b>	<b>40</b>	<b>14</b>	<b>2</b>	—	—	—
721	Accommodation	288	777	3 591	19	6	3	7	2	1	—	—	—	—
7211	Traveler accommodation	(E)	(D)	(D)	16	3	3	7	2	1	—	—	—	—
72111	Hotels (exc casino hotels) & motels	266	728	3 382	14	3	1	7	2	1	—	—	—	—
721110	Hotels (exc casino hotels) & motels	266	728	3 382	14	3	1	7	2	1	—	—	—	—
722	Food services & drinking places	3 351	6 899	30 747	224	84	41	46	38	13	2	—	—	—
7221	Full-service restaurants	1 688	3 584	15 631	79	22	14	15	19	7	2	—	—	—
72211	Full-service restaurants	1 688	3 584	15 631	79	22	14	15	19	7	2	—	—	—
722110	Full-service restaurants	1 688	3 584	15 631	79	22	14	15	19	7	2	—	—	—
7222	Limited-service eating places	1 445	2 828	12 883	85	19	17	24	19	6	—	—	—	—
72221	Limited-service eating places	1 445	2 828	12 883	85	19	17	24	19	6	—	—	—	—
722211	Limited-service restaurants	1 342	2 615	11 704	68	10	15	18	19	6	—	—	—	—
7224	Drinking places (alcoholic beverages)	161	394	1 665	50	37	9	4	—	—	—	—	—	—
72241	Drinking places (alcoholic beverages)	161	394	1 665	50	37	9	4	—	—	—	—	—	—
722410	Drinking places (alcoholic beverages)	161	394	1 665	50	37	9	4	—	—	—	—	—	—

See footnotes at end of table.

**Table 6. Counties—Employees, Payroll, and Establishments by Industry: 2000—Con.**

[Excludes most government employees, railroad employees, and self-employed persons. Size class 1 to 4 includes establishments with payroll, but no employees, during mid-March pay period. (D) denotes figures withheld to avoid disclosing data for individual companies; the data are included in broader industry totals. Detailed industries with 100 or more employees are shown if industry was not a (D). For explanation of terms, abbreviations, and data reliability/comparability, see introductory text]

NAICS code	Industry	Number of employees for week including March 12	Payroll (\$1,000)		Total number of establishments	Number of establishments by employment-size class								
			First quarter	Annual		1 to 4	5 to 9	10 to 19	20 to 49	50 to 99	100 to 249	250 to 499	500 to 999	1,000 or more
<b>LA PORTE—Con.</b>														
<b>81</b>	<b>Other services (except public administration)</b>	<b>1 975</b>	<b>7 399</b>	<b>30 286</b>	<b>303</b>	<b>171</b>	<b>83</b>	<b>32</b>	<b>15</b>	<b>1</b>	<b>1</b>	—	—	—
811	Repair & maintenance	524	3 183	13 109	102	59	28	12	3	—	—	—	—	—
8111	Automotive repair & maintenance	325	1 676	7 086	67	36	23	8	—	—	—	—	—	—
81111	Automotive mechanical & electrical R&M	155	804	3 403	35	21	11	3	—	—	—	—	—	—
811111	General automotive repair	108	569	2 461	30	21	8	1	—	—	—	—	—	—
8113	Commercial equipment (exc auto & elec)	—	—	—	—	—	—	—	—	—	—	—	—	—
81131	R&M	165	1 362	5 387	16	5	4	4	3	—	—	—	—	—
811310	Commercial equipment (exc auto & elec)	—	—	—	—	—	—	—	—	—	—	—	—	—
811310	R&M	165	1 362	5 387	16	5	4	4	3	—	—	—	—	—
811310	Commercial equipment (exc auto & elec)	—	—	—	—	—	—	—	—	—	—	—	—	—
811310	R&M	165	1 362	5 387	16	5	4	4	3	—	—	—	—	—
812	Personal & laundry services	663	2 151	8 459	75	35	25	12	1	1	1	—	—	—
8121	Personal care services	214	563	2 563	43	25	11	6	1	—	—	—	—	—
81211	Hair, nail & skin care services	189	530	2 356	39	23	10	5	1	—	—	—	—	—
8129	Other personal services	293	1 002	3 335	6	2	—	2	—	1	1	—	—	—
81299	All other personal services	(C)	(D)	(D)	2	1	—	—	—	—	1	—	—	—
813	Religious, grantmaking, civic, prof & like organizations	788	2 065	8 718	126	77	30	8	11	—	—	—	—	—
8131	Religious organizations	397	1 113	4 708	61	36	14	5	6	—	—	—	—	—
81311	Religious organizations	397	1 113	4 708	61	36	14	5	6	—	—	—	—	—
813110	Religious organizations	397	1 113	4 708	61	36	14	5	6	—	—	—	—	—
8134	Civic & social organizations	149	273	1 118	20	11	6	1	2	—	—	—	—	—
81341	Civic & social organizations	149	273	1 118	20	11	6	1	2	—	—	—	—	—
813410	Civic & social organizations	149	273	1 118	20	11	6	1	2	—	—	—	—	—
8139	Business, labor, political, like organizations	106	313	1 256	31	24	5	2	—	—	—	—	—	—
<b>95</b>	<b>Auxiliaries (exc corporate, subsidiary &amp; regional mgt)</b>	<b>(F)</b>	<b>(D)</b>	<b>(D)</b>	<b>3</b>	—	<b>1</b>	—	<b>1</b>	—	—	—	<b>1</b>	—
<b>99</b>	<b>Unclassified establishments</b>	<b>11</b>	<b>30</b>	<b>544</b>	<b>19</b>	<b>19</b>	—	—	—	—	—	—	—	—
<b>LAWRENCE</b>														
	<b>Total</b>	<b>13 969</b>	<b>96 280</b>	<b>349 193</b>	<b>937</b>	<b>501</b>	<b>178</b>	<b>131</b>	<b>89</b>	<b>19</b>	<b>13</b>	<b>3</b>	<b>1</b>	<b>2</b>
<b>11</b>	<b>Forestry, fishing, hunting, and agriculture support</b>	<b>(A)</b>	<b>(D)</b>	<b>(D)</b>	<b>5</b>	<b>5</b>	—	—	—	—	—	—	—	—
<b>21</b>	<b>Mining</b>	<b>68</b>	<b>444</b>	<b>2 487</b>	<b>5</b>	—	<b>2</b>	<b>2</b>	<b>1</b>	—	—	—	—	—
<b>22</b>	<b>Utilities</b>	<b>67</b>	<b>733</b>	<b>3 124</b>	<b>9</b>	<b>3</b>	<b>4</b>	<b>1</b>	<b>1</b>	—	—	—	—	—
<b>23</b>	<b>Construction</b>	<b>571</b>	<b>3 348</b>	<b>15 584</b>	<b>95</b>	<b>63</b>	<b>17</b>	<b>9</b>	<b>5</b>	<b>1</b>	—	—	—	—
233	Building, developing & general contracting	175	1 407	5 445	29	21	3	3	1	1	—	—	—	—
2333	Nonresidential building construction	(C)	(D)	(D)	9	4	1	2	1	1	—	—	—	—
23332	Commercial & institutional bldg construction	117	1 180	4 518	7	2	1	2	1	1	—	—	—	—
233320	Commercial & institutional bldg construction	117	1 180	4 518	7	2	1	2	1	1	—	—	—	—
234	Heavy construction	116	564	4 108	9	6	—	—	3	—	—	—	—	—
235	Special trade contractors	280	1 377	6 031	57	36	14	6	1	—	—	—	—	—
<b>31-33</b>	<b>Manufacturing</b>	<b>4 863</b>	<b>52 440</b>	<b>168 730</b>	<b>65</b>	<b>10</b>	<b>8</b>	<b>19</b>	<b>15</b>	<b>3</b>	<b>7</b>	—	<b>1</b>	<b>2</b>
326	Plastics & rubber products mfg	228	1 246	5 290	3	—	—	—	2	—	1	—	—	—
3261	Plastics product mfg	(C)	(D)	(D)	2	—	—	—	1	—	1	—	—	—
32619	Other plastics product mfg	(C)	(D)	(D)	2	—	—	—	1	—	1	—	—	—
327	Nonmetallic mineral product mfg	561	5 641	23 456	13	—	2	4	4	1	2	—	—	—
3273	Cement & concrete product mfg	(C)	(D)	(D)	2	—	1	—	—	—	1	—	—	—
32731	Cement mfg	(C)	(D)	(D)	1	—	—	—	—	—	1	—	—	—
3279	Other nonmetallic mineral product mfg	(E)	(D)	(D)	11	—	1	4	4	1	1	—	—	—
32799	All other nonmetallic mineral product mfg	(E)	(D)	(D)	10	—	1	4	3	1	1	—	—	—
331	Primary metal mfg	(G)	(D)	(D)	3	—	1	—	—	—	1	—	—	1
3315	Foundries	(G)	(D)	(D)	1	—	—	—	—	—	—	—	—	1
33152	Nonferrous metal foundries	(G)	(D)	(D)	1	—	—	—	—	—	—	—	—	1
332	Fabricated metal product mfg	580	3 702	17 579	17	1	1	8	4	1	2	—	—	—
3321	Forging & stamping	143	807	3 452	3	—	—	1	1	—	1	—	—	—
33211	Forging & stamping	143	807	3 452	3	—	—	1	1	—	1	—	—	—
332116	Metal stamping	143	807	3 452	3	—	—	1	1	—	1	—	—	—
3323	Architectural & structural metals mfg	132	893	5 412	7	—	—	5	2	—	—	—	—	—
3324	Boiler, tank & shipping container mfg	(C)	(D)	(D)	2	—	—	—	1	—	1	—	—	—
33242	Metal tank (heavy gauge) mfg	(C)	(D)	(D)	2	—	—	—	1	—	1	—	—	—
333	Machinery mfg	296	2 291	9 004	6	—	1	1	2	—	2	—	—	—
3335	Metalworking machinery mfg	170	1 328	5 085	3	—	—	—	2	—	1	—	—	—
33351	Metalworking machinery mfg	170	1 328	5 085	3	—	—	—	2	—	1	—	—	—
3339	Other general purpose machinery mfg	(C)	(D)	(D)	2	—	1	—	—	—	1	—	—	—
33392	Material handling equipment mfg	(C)	(D)	(D)	1	—	—	—	—	—	1	—	—	—
336	Transportation equipment mfg	(G)	(D)	(D)	4	2	—	—	—	—	—	—	1	1
3363	Motor vehicle parts mfg	(G)	(D)	(D)	3	1	—	—	—	—	—	—	1	1
33631	Motor vehicle gas engine & engine parts mfg	(G)	(D)	(D)	2	1	—	—	—	—	—	—	—	1
33639	Other motor vehicle parts mfg	(F)	(D)	(D)	1	—	—	—	—	—	—	—	—	—
<b>42</b>	<b>Wholesale trade</b>	<b>377</b>	<b>2 558</b>	<b>10 676</b>	<b>27</b>	<b>11</b>	<b>5</b>	<b>4</b>	<b>5</b>	<b>2</b>	—	—	—	—
421	Wholesale trade, durable goods	265	1 939	8 179	18	7	2	4	4	1	—	—	—	—
422	Wholesale trade, nondurable goods	112	619	2 497	9	4	3	—	1	1	—	—	—	—

See footnotes at end of table.

**Table 6. Counties—Employees, Payroll, and Establishments by Industry: 2000—Con.**

[Excludes most government employees, railroad employees, and self-employed persons. Size class 1 to 4 includes establishments with payroll, but no employees, during mid-March pay period. (D) denotes figures withheld to avoid disclosing data for individual companies; the data are included in broader industry totals. Detailed industries with 100 or more employees are shown if industry was not a (D). For explanation of terms, abbreviations, and data reliability/comparability, see introductory text]

NAICS code	Industry	Number of employees for week including March 12	Payroll (\$1,000)		Total number of establishments	Number of establishments by employment-size class								
			First quarter	Annual		1 to 4	5 to 9	10 to 19	20 to 49	50 to 99	100 to 249	250 to 499	500 to 999	1,000 or more
<b>LAWRENCE—Con.</b>														
<b>44-45</b>	<b>Retail trade</b> .....	<b>2 262</b>	<b>9 071</b>	<b>36 543</b>	<b>205</b>	<b>99</b>	<b>49</b>	<b>32</b>	<b>17</b>	<b>6</b>	<b>2</b>	-	-	-
441	Motor vehicle & parts dealers .....	276	1 603	6 564	24	8	3	9	4	-	-	-	-	-
4411	Automobile dealers .....	148	958	3 954	10	4	1	1	4	-	-	-	-	-
44111	New car dealers .....	129	865	3 615	5	-	-	1	4	-	-	-	-	-
441110	New car dealers .....	129	865	3 615	5	-	-	1	4	-	-	-	-	-
4413	Automotive parts, accessories & tire stores .....	104	524	2 112	11	3	1	7	-	-	-	-	-	-
444	Bldg material & garden equip & supp dealers .....	152	877	3 515	22	11	4	6	1	-	-	-	-	-
4441	Building material & supplies dealers .....	105	575	2 327	14	7	3	3	1	-	-	-	-	-
445	Food & beverage stores .....	561	1 669	6 173	25	14	2	2	2	4	1	-	-	-
4451	Grocery stores (F) .....	(F)	(D)	(D)	17	8	1	1	2	4	1	-	-	-
44511	Grocery (except convenience) stores .....	522	1 539	5 569	15	6	1	1	2	4	1	-	-	-
445110	Grocery (except convenience) stores .....	522	1 539	5 569	15	6	1	1	2	4	1	-	-	-
446	Health & personal care stores .....	157	891	3 646	15	6	4	2	3	-	-	-	-	-
4461	Health & personal care stores .....	157	891	3 646	15	6	4	2	3	-	-	-	-	-
44611	Pharmacies & drug stores .....	107	726	2 805	6	1	2	-	3	-	-	-	-	-
446110	Pharmacies & drug stores .....	107	726	2 805	6	1	2	-	3	-	-	-	-	-
447	Gasoline stations .....	183	538	2 266	28	8	14	6	-	-	-	-	-	-
4471	Gasoline stations .....	183	538	2 266	28	8	14	6	-	-	-	-	-	-
44711	Gasoline stations with convenience stores .....	144	389	1 653	20	5	9	6	-	-	-	-	-	-
447110	Gasoline stations with convenience stores .....	144	389	1 653	20	5	9	6	-	-	-	-	-	-
448	Clothing & clothing accessories stores .....	170	458	1 841	20	11	6	1	1	1	-	-	-	-
4481	Clothing stores .....	141	390	1 579	13	8	2	1	1	1	-	-	-	-
44814	Family clothing stores .....	(C)	(D)	(D)	4	2	-	-	1	1	-	-	-	-
452	General merchandise stores .....	420	1 554	6 642	13	5	3	2	1	1	1	-	-	-
4521	Department stores .....	(E)	(D)	(D)	2	-	-	-	-	1	1	-	-	-
45211	Department stores .....	(E)	(D)	(D)	2	-	-	-	-	1	1	-	-	-
454	Nonstore retailers .....	101	509	1 851	9	5	-	1	3	-	-	-	-	-
<b>48-49</b>	<b>Transportation &amp; warehousing</b> .....	<b>227</b>	<b>1 659</b>	<b>7 527</b>	<b>32</b>	<b>21</b>	<b>4</b>	<b>3</b>	<b>4</b>	-	-	-	-	-
484	Truck transportation .....	202	1 354	6 324	26	17	3	2	4	-	-	-	-	-
4841	General freight trucking .....	123	846	3 736	17	12	1	1	3	-	-	-	-	-
<b>51</b>	<b>Information</b> .....	<b>279</b>	<b>1 501</b>	<b>6 523</b>	<b>18</b>	<b>8</b>	<b>4</b>	<b>4</b>	<b>1</b>	-	<b>1</b>	-	-	-
511	Publishing industries .....	(C)	(D)	(D)	3	1	1	-	-	-	1	-	-	-
5111	Newspaper, periodical, book, database publishers .....	(C)	(D)	(D)	3	1	1	-	-	-	1	-	-	-
51111	Newspaper publishers .....	(C)	(D)	(D)	2	-	1	-	-	-	1	-	-	-
<b>52</b>	<b>Finance &amp; insurance</b> .....	<b>398</b>	<b>2 962</b>	<b>10 166</b>	<b>53</b>	<b>36</b>	<b>4</b>	<b>9</b>	<b>3</b>	<b>1</b>	-	-	-	-
522	Credit intermediation & related activities .....	290	2 167	7 007	23	10	4	5	3	1	-	-	-	-
5221	Depository credit intermediation .....	259	1 985	6 263	14	2	3	5	3	1	-	-	-	-
52211	Commercial banking .....	(C)	(D)	(D)	11	2	3	4	2	-	-	-	-	-
<b>53</b>	<b>Real estate &amp; rental &amp; leasing</b> .....	<b>339</b>	<b>1 745</b>	<b>2 644</b>	<b>22</b>	<b>15</b>	<b>5</b>	<b>1</b>	-	-	-	<b>1</b>	-	-
532	Rental & leasing services .....	(E)	(D)	(D)	7	4	1	1	-	-	-	1	-	-
5322	Consumer goods rental .....	(E)	(D)	(D)	5	3	-	1	-	-	-	1	-	-
53229	Other consumer goods rental .....	(E)	(D)	(D)	2	1	-	-	-	-	-	1	-	-
<b>54</b>	<b>Professional, scientific &amp; technical services</b> .....	<b>238</b>	<b>1 568</b>	<b>7 328</b>	<b>45</b>	<b>28</b>	<b>12</b>	<b>4</b>	-	<b>1</b>	-	-	-	-
541	Professional, scientific & technical services .....	238	1 568	7 328	45	28	12	4	-	1	-	-	-	-
<b>55</b>	<b>Management of companies &amp; enterprises</b> .....	<b>(B)</b>	<b>(D)</b>	<b>(D)</b>	<b>11</b>	<b>7</b>	<b>1</b>	<b>1</b>	<b>2</b>	-	-	-	-	-
<b>56</b>	<b>Admin, support, waste mgt, remediation services</b> .....	<b>250</b>	<b>924</b>	<b>4 634</b>	<b>24</b>	<b>14</b>	<b>7</b>	-	<b>2</b>	-	<b>1</b>	-	-	-
561	Administrative & support services .....	(C)	(D)	(D)	22	12	7	-	2	-	1	-	-	-
5617	Services to buildings & dwellings .....	146	427	2 279	12	6	5	-	-	-	1	-	-	-
56172	Janitorial services .....	(C)	(D)	(D)	3	1	1	-	-	-	1	-	-	-
<b>61</b>	<b>Educational services</b> .....	<b>46</b>	<b>282</b>	<b>1 108</b>	<b>7</b>	<b>5</b>	<b>1</b>	-	<b>1</b>	-	-	-	-	-
<b>62</b>	<b>Health care and social assistance</b> .....	<b>1 933</b>	<b>11 483</b>	<b>47 630</b>	<b>93</b>	<b>55</b>	<b>12</b>	<b>18</b>	<b>2</b>	<b>2</b>	<b>2</b>	<b>2</b>	-	-
621	Ambulatory health care services .....	257	1 589	7 269	54	36	9	8	1	-	-	-	-	-
6211	Offices of physicians .....	110	841	4 111	24	17	4	2	1	-	-	-	-	-
62111	Offices of physicians .....	110	841	4 111	24	17	4	2	1	-	-	-	-	-
622	Hospitals .....	(F)	(D)	(D)	2	-	-	-	-	-	-	2	-	-
6221	General medical & surgical hospitals .....	(F)	(D)	(D)	2	-	-	-	-	-	-	2	-	-
62211	General medical & surgical hospitals .....	(F)	(D)	(D)	2	-	-	-	-	-	-	2	-	-
623	Nursing & residential care facilities .....	508	2 230	8 711	12	-	1	7	1	2	1	-	-	-
6231	Nursing care facilities .....	(E)	(D)	(D)	3	-	-	-	1	1	1	-	-	-
62311	Nursing care facilities .....	(E)	(D)	(D)	3	-	-	-	1	1	1	-	-	-
624	Social assistance .....	(E)	(D)	(D)	25	19	2	3	-	-	1	-	-	-
6241	Individual & family services .....	(C)	(D)	(D)	6	3	1	1	-	-	1	-	-	-
62419	Other individual & family services .....	(C)	(D)	(D)	3	1	1	-	-	-	1	-	-	-
<b>71</b>	<b>Arts, entertainment &amp; recreation</b> .....	<b>68</b>	<b>108</b>	<b>684</b>	<b>19</b>	<b>13</b>	<b>5</b>	-	<b>1</b>	-	-	-	-	-

See footnotes at end of table.

**Table 6. Counties—Employees, Payroll, and Establishments by Industry: 2000—Con.**

[Excludes most government employees, railroad employees, and self-employed persons. Size class 1 to 4 includes establishments with payroll, but no employees, during mid-March pay period. (D) denotes figures withheld to avoid disclosing data for individual companies; the data are included in broader industry totals. Detailed industries with 100 or more employees are shown if industry was not a (D). For explanation of terms, abbreviations, and data reliability/comparability, see introductory text]

NAICS code	Industry	Number of employees for week including March 12	Payroll (\$1,000)		Total number of establishments	Number of establishments by employment-size class								
			First quarter	Annual		1 to 4	5 to 9	10 to 19	20 to 49	50 to 99	100 to 249	250 to 499	500 to 999	1,000 or more
<b>LAWRENCE—Con.</b>														
<b>72</b>	<b>Accommodation &amp; food services</b> .....	<b>1 278</b>	<b>2 666</b>	<b>11 594</b>	<b>74</b>	<b>24</b>	<b>10</b>	<b>13</b>	<b>24</b>	<b>3</b>	—	—	—	—
722	Food services & drinking places .....	1 229	2 553	11 005	65	16	10	13	23	3	—	—	—	—
7221	Full-service restaurants .....	487	1 022	4 001	21	3	4	4	9	1	—	—	—	—
72211	Full-service restaurants .....	487	1 022	4 001	21	3	4	4	9	1	—	—	—	—
722110	Full-service restaurants .....	487	1 022	4 001	21	3	4	4	9	1	—	—	—	—
7222	Limited-service eating places .....	673	1 400	6 485	37	9	6	7	13	2	—	—	—	—
72221	Limited-service eating places .....	673	1 400	6 485	37	9	6	7	13	2	—	—	—	—
722211	Limited-service restaurants .....	640	1 342	6 211	33	8	4	6	13	2	—	—	—	—
<b>81</b>	<b>Other services (except public administration)</b> .....	<b>573</b>	<b>2 122</b>	<b>8 410</b>	<b>122</b>	<b>79</b>	<b>28</b>	<b>11</b>	<b>4</b>	—	—	—	—	—
811	Repair & maintenance .....	137	881	3 341	32	23	5	2	2	—	—	—	—	—
812	Personal & laundry services .....	111	462	1 923	26	18	5	3	—	—	—	—	—	—
813	Religious, grantmaking, civic, prof & like organizations .....	325	779	3 146	64	38	18	6	2	—	—	—	—	—
8131	Religious organizations .....	208	488	1 941	40	25	9	5	1	—	—	—	—	—
81311	Religious organizations .....	208	488	1 941	40	25	9	5	1	—	—	—	—	—
813110	Religious organizations .....	208	488	1 941	40	25	9	5	1	—	—	—	—	—
<b>99</b>	<b>Unclassified establishments</b> .....	<b>(B)</b>	<b>(D)</b>	<b>(D)</b>	<b>6</b>	<b>5</b>	—	—	<b>1</b>	—	—	—	—	—
<b>MADISON</b>														
	<b>Total</b> .....	<b>42 346</b>	<b>295 640</b>	<b>1 218 464</b>	<b>2 773</b>	<b>1 353</b>	<b>644</b>	<b>399</b>	<b>243</b>	<b>80</b>	<b>36</b>	<b>12</b>	<b>1</b>	<b>5</b>
<b>11</b>	<b>Forestry, fishing, hunting, and agriculture support</b> .....	<b>(A)</b>	<b>(D)</b>	<b>(D)</b>	<b>5</b>	<b>4</b>	<b>1</b>	—	—	—	—	—	—	—
<b>21</b>	<b>Mining</b> .....	<b>(B)</b>	<b>(D)</b>	<b>(D)</b>	<b>4</b>	—	<b>1</b>	<b>3</b>	—	—	—	—	—	—
<b>22</b>	<b>Utilities</b> .....	<b>(B)</b>	<b>(D)</b>	<b>(D)</b>	<b>5</b>	<b>3</b>	<b>1</b>	—	<b>1</b>	—	—	—	—	—
<b>23</b>	<b>Construction</b> .....	<b>1 768</b>	<b>10 846</b>	<b>51 173</b>	<b>277</b>	<b>159</b>	<b>65</b>	<b>34</b>	<b>17</b>	<b>2</b>	—	—	—	—
233	Building, developing & general contracting .....	491	3 038	14 348	85	52	21	7	4	1	—	—	—	—
2332	Residential building construction .....	291	1 598	7 588	69	46	17	5	1	—	—	—	—	—
23321	Single-family housing construction .....	266	1 423	6 536	64	42	17	4	1	—	—	—	—	—
233210	Single-family housing construction .....	266	1 423	6 536	64	42	17	4	1	—	—	—	—	—
2333	Nonresidential building construction .....	200	1 440	6 760	16	6	4	2	3	1	—	—	—	—
23331	Mfg & industrial building construction .....	112	702	3 532	5	—	2	1	1	1	—	—	—	—
233310	Mfg & industrial building construction .....	112	702	3 532	5	—	2	1	1	1	—	—	—	—
234	Heavy construction .....	192	1 654	8 780	11	5	1	1	3	1	—	—	—	—
2349	Other heavy construction .....	(C)	(D)	(D)	9	5	1	—	3	—	—	—	—	—
235	Special trade contractors .....	1 085	6 154	28 045	181	102	43	26	10	—	—	—	—	—
2351	Plumbing, heating & AC contractor .....	322	2 324	9 673	32	10	11	6	5	—	—	—	—	—
23511	Plumbing, heating & AC contractor .....	322	2 324	9 673	32	10	11	6	5	—	—	—	—	—
235110	Plumbing, heating & AC contractor .....	322	2 324	9 673	32	10	11	6	5	—	—	—	—	—
2353	Electrical contractors .....	153	1 007	4 181	23	12	6	4	1	—	—	—	—	—
23531	Electrical contractors .....	153	1 007	4 181	23	12	6	4	1	—	—	—	—	—
235310	Electrical contractors .....	153	1 007	4 181	23	12	6	4	1	—	—	—	—	—
2354	Masonry, drywall, insulation, tile contractors .....	131	634	3 030	21	13	4	2	2	—	—	—	—	—
23541	Masonry & stone contractors .....	106	455	1 892	16	10	3	1	2	—	—	—	—	—
235410	Masonry & stone contractors .....	106	455	1 892	16	10	3	1	2	—	—	—	—	—
2356	Roofing, siding, & sheet metal contractors .....	108	504	2 670	19	10	5	3	1	—	—	—	—	—
23561	Roofing, siding, & sheet metal contractors .....	108	504	2 670	19	10	5	3	1	—	—	—	—	—
235610	Roofing, siding, & sheet metal contractors .....	108	504	2 670	19	10	5	3	1	—	—	—	—	—
2359	Other special trade contractors .....	139	673	3 247	33	25	3	4	1	—	—	—	—	—
<b>31-33</b>	<b>Manufacturing</b> .....	<b>9 441</b>	<b>134 447</b>	<b>532 926</b>	<b>131</b>	<b>38</b>	<b>24</b>	<b>18</b>	<b>23</b>	<b>12</b>	<b>9</b>	<b>4</b>	<b>1</b>	<b>2</b>
311	Food mfg .....	789	6 096	30 519	7	—	2	1	1	—	2	1	—	—
3114	Fruit & veg preserving & specialty food mfg .....	(F)	(D)	(D)	2	—	—	—	—	—	1	1	—	—
31142	Fruit & veg canning, pickling & drying .....	(F)	(D)	(D)	2	—	—	—	—	—	1	1	—	—
3115	Dairy product mfg .....	(C)	(D)	(D)	1	—	—	—	—	—	1	—	—	—
31151	Dairy product (exc frozen) mfg .....	(C)	(D)	(D)	1	—	—	—	—	—	1	—	—	—
321	Wood product mfg .....	153	666	2 858	6	2	1	—	2	1	—	—	—	—
322	Paper mfg .....	(C)	(D)	(D)	1	—	—	—	—	—	1	—	—	—
3222	Converted paper product mfg .....	(C)	(D)	(D)	1	—	—	—	—	—	1	—	—	—
32221	Paperboard container mfg .....	(C)	(D)	(D)	1	—	—	—	—	—	1	—	—	—
323	Printing & related support activities .....	115	835	3 201	10	6	—	2	1	1	—	—	—	—
3231	Printing & related support activities .....	115	835	3 201	10	6	—	2	1	1	—	—	—	—
32311	Printing .....	115	835	3 201	10	6	—	2	1	1	—	—	—	—
326	Plastics & rubber products mfg .....	165	1 205	4 390	5	—	2	—	2	1	—	—	—	—
3261	Plastics product mfg .....	165	1 205	4 390	5	—	2	—	2	1	—	—	—	—
32619	Other plastics product mfg .....	(C)	(D)	(D)	4	—	1	—	2	1	—	—	—	—
327	Nonmetallic mineral product mfg .....	339	2 949	13 236	8	4	1	—	1	1	—	—	—	—
3272	Glass & glass product mfg .....	(C)	(D)	(D)	2	1	—	—	—	—	1	—	—	—
32721	Glass & glass product mfg .....	(C)	(D)	(D)	2	1	—	—	—	—	1	—	—	—
331	Primary metal mfg .....	207	1 310	5 756	4	1	—	1	—	1	—	—	—	—
3315	Foundries .....	(C)	(D)	(D)	2	—	—	1	—	—	1	—	—	—
33151	Ferrous metal foundries .....	(C)	(D)	(D)	1	—	—	—	—	—	1	—	—	—

See footnotes at end of table.

**Table 6. Counties—Employees, Payroll, and Establishments by Industry: 2000—Con.**

[Excludes most government employees, railroad employees, and self-employed persons. Size class 1 to 4 includes establishments with payroll, but no employees, during mid-March pay period. (D) denotes figures withheld to avoid disclosing data for individual companies; the data are included in broader industry totals. Detailed industries with 100 or more employees are shown if industry was not a (D). For explanation of terms, abbreviations, and data reliability/comparability, see introductory text]

NAICS code	Industry	Number of employees for week including March 12	Payroll (\$1,000)		Total number of establishments	Number of establishments by employment-size class									
			First quarter	Annual		1 to 4	5 to 9	10 to 19	20 to 49	50 to 99	100 to 249	250 to 499	500 to 999	1,000 or more	
<b>MADISON—Con.</b>															
<b>31-33 Manufacturing—Con.</b>															
332	Fabricated metal product mfg	1 167	12 348	49 401	26	8	6	3	2	3	3	1	-	-	
3321	Forging & stamping	(E)	(D)	(D)	1	-	-	-	-	-	-	1	-	-	
33211	Forging & stamping	(E)	(D)	(D)	1	-	-	-	-	-	-	1	-	-	
3326	Spring & wire product mfg	146	932	3 900	3	-	-	2	-	-	1	-	-	-	
33261	Spring & wire product mfg	146	932	3 900	3	-	-	2	-	-	1	-	-	-	
3327	Mach shops, turn prod, screw, nut, bolt mfg	295	1 891	7 738	10	3	3	-	1	2	1	-	-	-	
33271	Machine shops	(C)	(D)	(D)	8	3	3	-	-	2	-	-	-	-	
33272	Turned product & screw, nut & bolt mfg	(C)	(D)	(D)	2	-	-	-	1	-	1	-	-	-	
3328	Coating, engrave, heat treating & oth activity	(C)	(D)	(D)	5	3	1	-	-	-	1	-	-	-	
33281	Coating, engrave, heat treating & oth activity	(C)	(D)	(D)	5	3	1	-	-	-	1	-	-	-	
333	Machinery mfg	379	3 391	14 338	19	5	3	3	7	1	-	-	-	-	
3332	Industrial machinery mfg	185	1 876	7 882	4	-	-	1	2	1	-	-	-	-	
33329	Other industrial machinery mfg	185	1 876	7 882	4	-	-	1	2	1	-	-	-	-	
3335	Metalworking machinery mfg	164	1 349	5 631	12	4	2	2	4	-	-	-	-	-	
33351	Metalworking machinery mfg	164	1 349	5 631	12	4	2	2	4	-	-	-	-	-	
336	Transportation equipment mfg	5 173	99 949	386 859	10	3	1	1	-	-	-	2	1	2	
3363	Motor vehicle parts mfg	5 155	99 811	386 272	6	1	-	-	-	-	-	2	1	2	
33631	Motor vehicle gas engine & engine parts mfg	(F)	(D)	(D)	1	-	-	-	-	-	-	-	1	-	
33632	MV electrical & electronic equipment mfg	(H)	(D)	(D)	4	-	-	-	-	-	-	2	-	2	
337	Furniture & related product mfg	432	2 612	9 513	10	2	2	2	1	2	1	-	-	-	
3371	HH & institutional furniture & kitchen cabinet mfg	(E)	(D)	(D)	8	2	2	2	1	-	1	-	-	-	
33712	Household & institutional furniture mfg	(E)	(D)	(D)	3	1	-	1	-	-	1	-	-	-	
339	Miscellaneous mfg	235	1 161	4 782	12	2	3	3	3	1	-	-	-	-	
3399	Other miscellaneous mfg	(C)	(D)	(D)	11	2	2	3	3	1	-	-	-	-	
33991	Jewelry & silverware mfg	(C)	(D)	(D)	2	-	-	-	1	1	-	-	-	-	
<b>42</b>	<b>Wholesale trade</b>	<b>1 186</b>	<b>8 223</b>	<b>34 852</b>	<b>109</b>	<b>57</b>	<b>17</b>	<b>18</b>	<b>13</b>	<b>3</b>	<b>1</b>	-	-	-	
421	Wholesale trade, durable goods	733	5 231	22 047	75	40	15	12	6	1	1	-	-	-	
4211	Motor vehicle, motor vehicle pt & supply whsle	154	961	3 994	17	9	4	3	-	1	-	-	-	-	
42111	Automobile & other motor vehicle whsle	109	744	2 784	8	4	2	1	-	1	-	-	-	-	
421110	Automobile & other motor vehicle whsle	109	744	2 784	8	4	2	1	-	1	-	-	-	-	
4215	Metal & mineral (except petroleum) whsle	195	1 336	5 277	8	4	-	2	1	-	1	-	-	-	
42151	Metal service centers & offices whsle	195	1 336	5 277	8	4	-	2	1	-	1	-	-	-	
421510	Metal service centers & offices whsle	195	1 336	5 277	8	4	-	2	1	-	1	-	-	-	
4219	Miscellaneous durable goods whsle	114	793	4 162	8	4	1	1	2	-	-	-	-	-	
42193	Recyclable material whsle	(C)	(D)	(D)	6	2	1	1	2	-	-	-	-	-	
422	Wholesale trade, nondurable goods	453	2 992	12 805	34	17	2	6	7	2	-	-	-	-	
4224	Grocery & related product whsle	182	1 208	5 101	9	3	-	3	2	1	-	-	-	-	
42249	Other grocery & related products whsle	112	737	3 213	5	2	-	1	1	1	-	-	-	-	
422490	Other grocery & related products whsle	112	737	3 213	5	2	-	1	1	1	-	-	-	-	
<b>44-45</b>	<b>Retail trade</b>	<b>6 839</b>	<b>27 876</b>	<b>118 143</b>	<b>491</b>	<b>183</b>	<b>160</b>	<b>79</b>	<b>42</b>	<b>16</b>	<b>9</b>	<b>2</b>	-	-	
441	Motor vehicle & parts dealers	923	6 715	28 445	67	28	16	12	6	4	1	-	-	-	
4411	Automobile dealers	621	5 157	21 663	25	12	2	-	6	4	1	-	-	-	
44111	New car dealers	595	4 986	20 935	13	1	1	-	6	4	1	-	-	-	
441110	New car dealers	595	4 986	20 935	13	1	1	-	6	4	1	-	-	-	
4413	Automotive parts, accessories & tire stores	234	1 163	4 967	34	13	13	8	-	-	-	-	-	-	
44131	Automotive parts, accessories & tire stores	157	717	3 055	25	11	10	4	-	-	-	-	-	-	
441310	Automotive parts, accessories & tire stores	157	717	3 055	25	11	10	4	-	-	-	-	-	-	
442	Furniture & home furnishing stores	201	865	3 858	29	15	6	6	2	-	-	-	-	-	
4422	Home furnishings stores	110	458	2 324	19	10	5	4	-	-	-	-	-	-	
443	Electronics & appliance stores	126	703	2 913	22	11	9	1	1	-	-	-	-	-	
4431	Electronics & appliance stores	126	703	2 913	22	11	9	1	1	-	-	-	-	-	
444	Bldg material & garden equip & supp dealers	550	2 645	11 530	50	18	17	9	4	1	1	-	-	-	
4441	Building material & supplies dealers	483	2 354	10 312	40	13	16	5	4	1	1	-	-	-	
44411	Home centers	220	997	4 337	5	1	1	1	-	1	1	-	-	-	
444110	Home centers	220	997	4 337	5	1	1	1	-	1	1	-	-	-	
44419	Other building material dealers	155	924	4 141	20	8	7	3	2	-	-	-	-	-	
444190	Other building material dealers	155	924	4 141	20	8	7	3	2	-	-	-	-	-	
445	Food & beverage stores	1 598	4 947	20 151	66	19	24	2	12	5	4	-	-	-	
4451	Grocery stores	1 428	4 387	17 827	31	5	4	2	11	5	4	-	-	-	
44511	Grocery (except convenience) stores	1 394	4 306	17 458	26	4	1	1	11	5	4	-	-	-	
445110	Grocery (except convenience) stores	1 394	4 306	17 458	26	4	1	1	11	5	4	-	-	-	
4453	Beer, wine & liquor stores	127	318	1 346	26	7	19	-	-	-	-	-	-	-	
44531	Beer, wine & liquor stores	127	318	1 346	26	7	19	-	-	-	-	-	-	-	
445310	Beer, wine & liquor stores	127	318	1 346	26	7	19	-	-	-	-	-	-	-	
446	Health & personal care stores	422	2 161	8 837	34	9	7	10	8	-	-	-	-	-	
4461	Health & personal care stores	422	2 161	8 837	34	9	7	10	8	-	-	-	-	-	
44611	Pharmacies & drug stores	327	1 785	7 134	19	1	4	7	7	-	-	-	-	-	
446110	Pharmacies & drug stores	327	1 785	7 134	19	1	4	7	7	-	-	-	-	-	
447	Gasoline stations	554	1 906	8 243	67	14	31	22	-	-	-	-	-	-	
4471	Gasoline stations	554	1 906	8 243	67	14	31	22	-	-	-	-	-	-	
44711	Gasoline stations with convenience stores	498	1 718	7 481	54	7	25	22	-	-	-	-	-	-	
447110	Gasoline stations with convenience stores	498	1 718	7 481	54	7	25	22	-	-	-	-	-	-	
448	Clothing & clothing accessories stores	243	767	3 224	41	19	16	5	1	-	-	-	-	-	
4481	Clothing stores	127	311	1 360	17	6	6	4	1	-	-	-	-	-	

See footnotes at end of table.

**Table 6. Counties—Employees, Payroll, and Establishments by Industry: 2000—Con.**

[Excludes most government employees, railroad employees, and self-employed persons. Size class 1 to 4 includes establishments with payroll, but no employees, during mid-March pay period. (D) denotes figures withheld to avoid disclosing data for individual companies; the data are included in broader industry totals. Detailed industries with 100 or more employees are shown if industry was not a (D). For explanation of terms, abbreviations, and data reliability/comparability, see introductory text]

NAICS code	Industry	Number of employees for week including March 12	Payroll (\$1,000)		Total number of establishments	Number of establishments by employment-size class									
			First quarter	Annual		1 to 4	5 to 9	10 to 19	20 to 49	50 to 99	100 to 249	250 to 499	500 to 999	1,000 or more	
<b>MADISON—Con.</b>															
<b>44-45 Retail trade—Con.</b>															
451	Sporting goods, hobby, book & music stores . . . .	227	646	2 942	27	11	7	6	3	—	—	—	—	—	
4511	Sporting goods, hobby, musical instrument stores . . . . .	140	437	2 038	20	10	5	3	2	—	—	—	—	—	
452	General merchandise stores . . . . .	1 599	5 145	22 059	25	5	8	—	1	6	3	2	—	—	
4521	Department stores . . . . .	1 065	3 447	14 294	10	—	—	—	—	6	3	1	—	—	
45211	Department stores . . . . .	1 065	3 447	14 294	10	—	—	—	—	6	3	1	—	—	
452110	Department stores . . . . .	1 065	3 447	14 294	10	—	—	—	—	6	3	1	—	—	
4529	Other general merchandise stores . . . . .	534	1 698	7 765	15	5	8	—	1	—	—	1	—	—	
45291	Warehouse clubs & superstores . . . . .	(E)	(D)	(D)	1	—	—	—	—	—	—	1	—	—	
453	Miscellaneous store retailers . . . . .	310	939	4 155	49	25	16	5	3	—	—	—	—	—	
4532	Office supplies, stationery & gift stores . . . . .	(C)	(D)	(D)	19	11	6	1	1	—	—	—	—	—	
4539	Other miscellaneous store retailers . . . . .	110	400	1 733	17	10	4	1	2	—	—	—	—	—	
<b>48-49 Transportation &amp; warehousing . . . . .</b>														<b>889</b>	
484	Truck transportation . . . . .	728	5 220	22 251	49	26	7	8	4	1	3	—	—	—	
4841	General freight trucking . . . . .	464	3 590	14 849	26	15	2	4	2	1	2	—	—	—	
48411	General freight trucking, local . . . . .	108	623	2 481	8	4	1	1	1	1	—	—	—	—	
484110	General freight trucking, local . . . . .	108	623	2 481	8	4	1	1	1	1	—	—	—	—	
48412	General freight trucking, long-distance . . . . .	356	2 967	12 368	18	11	1	3	1	—	2	—	—	—	
4842	Specialized freight trucking . . . . .	264	1 630	7 402	23	11	5	4	2	—	1	—	—	—	
48423	Specialized freight (exc used) trucking, LDist . . . . .	192	1 319	5 827	10	4	2	2	1	—	1	—	—	—	
484230	Specialized freight (exc used) trucking, LDist . . . . .	192	1 319	5 827	10	4	2	2	1	—	1	—	—	—	
<b>51 Information . . . . .</b>														<b>670</b>	
511	Publishing industries . . . . .	178	876	3 820	7	4	1	—	1	—	1	—	—	—	
5111	Newspaper, periodical, book, database publishers . . . . .	(C)	(D)	(D)	6	3	1	—	1	—	1	—	—	—	
51111	Newspaper publishers . . . . .	(C)	(D)	(D)	5	3	—	—	1	—	1	—	—	—	
513	Broadcasting & telecommunications . . . . .	304	2 641	11 160	10	4	2	2	1	—	1	—	—	—	
5132	Cable networks & program distribution . . . . .	(C)	(D)	(D)	1	—	—	—	—	—	1	—	—	—	
51322	Cable & other program distribution . . . . .	(C)	(D)	(D)	1	—	—	—	—	—	1	—	—	—	
514	Information & data processing services . . . . .	(C)	(D)	(D)	8	5	—	1	2	—	—	—	—	—	
5142	Data processing services . . . . .	(C)	(D)	(D)	7	4	—	1	2	—	—	—	—	—	
51421	Data processing services . . . . .	(C)	(D)	(D)	7	4	—	1	2	—	—	—	—	—	
<b>52 Finance &amp; insurance . . . . .</b>														<b>1 523</b>	
522	Credit intermediation & related activities . . . . .	931	7 280	26 527	113	44	47	11	9	2	—	—	—	—	
5221	Depository credit intermediation . . . . .	649	5 240	18 195	75	22	38	7	7	1	—	—	—	—	
52211	Commercial banking . . . . .	513	3 816	13 524	63	19	34	4	5	1	—	—	—	—	
522110	Commercial banking . . . . .	513	3 816	13 524	63	19	34	4	5	1	—	—	—	—	
52213	Credit unions . . . . .	(C)	(D)	(D)	10	3	2	3	2	—	—	—	—	—	
5222	Nondepository credit intermediation . . . . .	101	764	3 046	20	11	7	2	—	—	—	—	—	—	
5223	Activities related to credit intermediation . . . . .	181	1 276	5 286	18	11	2	2	2	1	—	—	—	—	
52231	Mortgage & nonmortgage brokers . . . . .	148	1 120	4 607	9	3	2	1	2	1	—	—	—	—	
522310	Mortgage & nonmortgage brokers . . . . .	148	1 120	4 607	9	3	2	1	2	1	—	—	—	—	
523	Security, commodity contracts & like activity . . . . .	(C)	(D)	(D)	17	11	3	1	2	—	—	—	—	—	
524	Insurance carriers & related activities . . . . .	471	2 854	11 641	86	70	11	2	1	1	1	—	—	—	
5242	Agencies & other insurance related activities . . . . .	453	2 723	11 243	77	62	10	2	1	1	1	—	—	—	
52421	Insurance agencies & brokerages . . . . .	290	1 544	6 188	71	59	9	2	—	1	—	—	—	—	
524210	Insurance agencies & brokerages . . . . .	290	1 544	6 188	71	59	9	2	—	1	—	—	—	—	
52429	Other insurance related activities . . . . .	163	1 179	5 055	6	3	1	—	1	—	1	—	—	—	
<b>53 Real estate &amp; rental &amp; leasing . . . . .</b>														<b>452</b>	
531	Real estate . . . . .	254	1 554	6 981	66	49	10	5	2	—	—	—	—	—	
5311	Lessors of real estate . . . . .	120	416	3 435	33	24	6	2	1	—	—	—	—	—	
532	Rental & leasing services . . . . .	198	895	4 126	36	20	10	5	1	—	—	—	—	—	
5322	Consumer goods rental . . . . .	134	607	2 623	25	15	7	2	1	—	—	—	—	—	
<b>54 Professional, scientific &amp; technical services . . . . .</b>														<b>845</b>	
541	Professional, scientific & technical services . . . . .	845	4 858	21 822	204	145	34	20	5	—	—	—	—	—	
5411	Legal services . . . . .	233	1 361	6 156	65	51	8	5	1	—	—	—	—	—	
54111	Offices of lawyers . . . . .	175	1 056	5 000	61	51	7	3	—	—	—	—	—	—	
541110	Offices of lawyers . . . . .	175	1 056	5 000	61	51	7	3	—	—	—	—	—	—	
5412	Accounting, tax prep, bookkeep, payroll services . . . . .	139	672	2 289	31	21	7	2	1	—	—	—	—	—	
54121	Accounting, tax prep, bookkeep, payroll services . . . . .	139	672	2 289	31	21	7	2	1	—	—	—	—	—	
5413	Architectural, engineering & related services . . . . .	137	1 054	4 415	27	15	7	4	1	—	—	—	—	—	
5419	Oth professional, scientific, technical services . . . . .	195	742	3 379	28	12	9	5	2	—	—	—	—	—	
54194	Veterinary services . . . . .	159	641	2 962	15	3	5	5	2	—	—	—	—	—	
541940	Veterinary services . . . . .	159	641	2 962	15	3	5	5	2	—	—	—	—	—	
<b>55 Management of companies &amp; enterprises . . . . .</b>														<b>227</b>	
551	Management of companies & enterprises . . . . .	227	2 873	12 171	10	3	2	2	2	—	1	—	—	—	
5511	Management of companies & enterprises . . . . .	227	2 873	12 171	10	3	2	2	2	—	1	—	—	—	
55111	Management of companies & enterprises . . . . .	227	2 873	12 171	10	3	2	2	2	—	1	—	—	—	
551114	Corp, subsidiary & regional managing offices . . . . .	227	2 873	12 171	10	3	2	2	2	—	1	—	—	—	

See footnotes at end of table.



**Table 6. Counties—Employees, Payroll, and Establishments by Industry: 2000—Con.**

[Excludes most government employees, railroad employees, and self-employed persons. Size class 1 to 4 includes establishments with payroll, but no employees, during mid-March pay period. (D) denotes figures withheld to avoid disclosing data for individual companies; the data are included in broader industry totals. Detailed industries with 100 or more employees are shown if industry was not a (D). For explanation of terms, abbreviations, and data reliability/comparability, see introductory text]

NAICS code	Industry	Number of employees for week including March 12	Payroll (\$1,000)		Total number of establishments	Number of establishments by employment-size class								
			First quarter	Annual		1 to 4	5 to 9	10 to 19	20 to 49	50 to 99	100 to 249	250 to 499	500 to 999	1,000 or more
<b>MADISON—Con.</b>														
<b>56</b>	<b>Admin, support, waste mgt, remediation services</b>	<b>1 851</b>	<b>9 875</b>	<b>44 075</b>	<b>123</b>	<b>65</b>	<b>26</b>	<b>12</b>	<b>11</b>	<b>7</b>	<b>—</b>	<b>2</b>	<b>—</b>	<b>—</b>
561	Administrative & support services	1 793	9 522	42 616	118	63	25	11	10	7	—	2	—	—
5611	Office administrative services	157	791	4 349	8	2	3	1	1	1	—	—	—	—
56111	Office administrative services	157	791	4 349	8	2	3	1	1	1	—	—	—	—
561110	Office administrative services	157	791	4 349	8	2	3	1	1	1	—	—	—	—
5613	Employment services	806	5 218	21 922	10	3	—	—	3	2	—	2	—	—
56132	Temporary help services	(F)	(D)	(D)	9	2	—	—	3	2	—	2	—	—
5614	Business support services	161	800	3 163	9	2	3	1	2	1	—	—	—	—
56144	Collection agencies	147	744	2 922	5	—	1	1	2	1	—	—	—	—
561440	Collection agencies	147	744	2 922	5	—	1	1	2	1	—	—	—	—
5616	Investigation & security services	102	597	2 400	7	3	2	1	—	1	—	—	—	—
5617	Services to buildings & dwellings	393	1 170	6 127	63	43	11	6	1	2	—	—	—	—
56172	Janitorial services	224	690	2 651	15	9	—	3	1	2	—	—	—	—
561720	Janitorial services	224	690	2 651	15	9	—	3	1	2	—	—	—	—
5619	Other support services	148	808	4 120	14	7	2	2	3	—	—	—	—	—
56199	All other support services	(C)	(D)	(D)	13	6	2	2	3	—	—	—	—	—
<b>61</b>	<b>Educational services</b>	<b>1 887</b>	<b>6 985</b>	<b>26 695</b>	<b>22</b>	<b>6</b>	<b>5</b>	<b>5</b>	<b>2</b>	<b>2</b>	<b>—</b>	<b>1</b>	<b>—</b>	<b>1</b>
611	Educational services	1 887	6 985	26 695	22	6	5	5	2	2	—	1	—	1
6111	Elementary & secondary schools	537	3 106	11 790	8	2	1	—	2	2	—	1	—	—
61111	Elementary & secondary schools	537	3 106	11 790	8	2	1	—	2	2	—	1	—	—
611110	Elementary & secondary schools	537	3 106	11 790	8	2	1	—	2	2	—	1	—	—
6113	Colleges, universities & professional schools	(G)	(D)	(D)	2	1	—	—	—	—	—	—	—	1
61131	Colleges, universities & professional schools	(G)	(D)	(D)	2	1	—	—	—	—	—	—	—	1
<b>62</b>	<b>Health care and social assistance</b>	<b>6 260</b>	<b>38 593</b>	<b>161 406</b>	<b>278</b>	<b>121</b>	<b>70</b>	<b>47</b>	<b>23</b>	<b>8</b>	<b>6</b>	<b>1</b>	<b>—</b>	<b>2</b>
621	Ambulatory health care services	1 619	12 575	56 951	191	87	60	32	9	1	2	—	—	—
6211	Offices of physicians	453	5 001	24 417	75	35	26	12	2	—	—	—	—	—
62111	Offices of physicians	453	5 001	24 417	75	35	26	12	2	—	—	—	—	—
6212	Offices of dentists	302	2 056	9 698	47	14	21	12	—	—	—	—	—	—
62121	Offices of dentists	302	2 056	9 698	47	14	21	12	—	—	—	—	—	—
621210	Offices of dentists	302	2 056	9 698	47	14	21	12	—	—	—	—	—	—
6213	Offices of other health practitioners	115	633	3 591	38	30	7	1	—	—	—	—	—	—
6214	Outpatient care centers	259	2 327	9 040	19	6	5	4	3	1	—	—	—	—
62142	Outpatient mental health, substance abuse ctrs	(C)	(D)	(D)	8	1	3	2	1	1	—	—	—	—
62149	Other outpatient care centers	(C)	(D)	(D)	9	3	2	2	2	—	—	—	—	—
6216	Home health care services	326	1 658	6 903	6	1	—	—	4	—	1	—	—	—
62161	Home health care services	326	1 658	6 903	6	1	—	—	4	—	1	—	—	—
621610	Home health care services	326	1 658	6 903	6	1	—	—	4	—	1	—	—	—
6219	Other ambulatory health care services	(C)	(D)	(D)	4	—	1	2	—	—	1	—	—	—
62191	Ambulance services	(C)	(D)	(D)	2	—	1	—	—	—	1	—	—	—
622	Hospitals	2 867	19 179	75 949	4	1	—	—	—	—	—	1	—	2
6221	General medical & surgical hospitals	2 867	19 179	75 949	4	1	—	—	—	—	—	1	—	2
62211	General medical & surgical hospitals	2 867	19 179	75 949	4	1	—	—	—	—	—	1	—	2
622110	General medical & surgical hospitals	2 867	19 179	75 949	4	1	—	—	—	—	—	1	—	2
623	Nursing & residential care facilities	1 197	5 192	21 816	25	—	5	4	7	5	4	—	—	—
6231	Nursing care facilities	991	4 563	19 307	14	—	—	2	4	4	4	—	—	—
62311	Nursing care facilities	991	4 563	19 307	14	—	—	2	4	4	4	—	—	—
623110	Nursing care facilities	991	4 563	19 307	14	—	—	2	4	4	4	—	—	—
6233	Community care facilities for the elderly	(C)	(D)	(D)	3	—	1	—	1	1	—	—	—	—
62331	Community care facilities for the elderly	(C)	(D)	(D)	3	—	1	—	1	1	—	—	—	—
624	Social assistance	577	1 647	6 690	58	33	5	11	7	2	—	—	—	—
6241	Individual & family services	350	1 036	4 321	24	11	2	6	3	2	—	—	—	—
62419	Other individual & family services	230	746	2 928	17	8	2	3	3	1	—	—	—	—
624190	Other individual & family services	230	746	2 928	17	8	2	3	3	1	—	—	—	—
6244	Child day care services	191	491	1 894	31	22	2	4	3	—	—	—	—	—
62441	Child day care services	191	491	1 894	31	22	2	4	3	—	—	—	—	—
624410	Child day care services	191	491	1 894	31	22	2	4	3	—	—	—	—	—
<b>71</b>	<b>Arts, entertainment &amp; recreation</b>	<b>972</b>	<b>3 485</b>	<b>18 802</b>	<b>50</b>	<b>16</b>	<b>16</b>	<b>11</b>	<b>3</b>	<b>3</b>	<b>—</b>	<b>1</b>	<b>—</b>	<b>—</b>
711	Performing arts, spectator sports & related industries	533	2 337	13 675	14	7	3	1	1	1	—	1	—	—
7111	Performing arts companies	(C)	(D)	(D)	5	3	1	—	—	1	—	—	—	—
71113	Musical groups & artists	(C)	(D)	(D)	5	3	1	—	—	1	—	—	—	—
7112	Spectator sports	(E)	(D)	(D)	5	1	1	1	1	—	—	1	—	—
71121	Spectator sports	(E)	(D)	(D)	5	1	1	1	1	—	—	1	—	—
713	Amusement, gambling & recreation industries	(E)	(D)	(D)	34	8	12	10	2	2	—	—	—	—
7139	Other amusement & recreation industries	428	1 111	4 989	33	7	12	10	2	2	—	—	—	—
71391	Golf courses & country clubs	107	357	1 987	6	1	1	2	2	—	—	—	—	—
713910	Golf courses & country clubs	107	357	1 987	6	1	1	2	2	—	—	—	—	—
71394	Fitness & recreational sports centers	151	293	1 235	13	4	4	4	—	1	—	—	—	—
713940	Fitness & recreational sports centers	151	293	1 235	13	4	4	4	—	1	—	—	—	—
71395	Bowling centers	132	269	972	7	—	2	4	—	1	—	—	—	—
713950	Bowling centers	132	269	972	7	—	2	4	—	1	—	—	—	—

See footnotes at end of table.

**Table 6. Counties—Employees, Payroll, and Establishments by Industry: 2000—Con.**

[Excludes most government employees, railroad employees, and self-employed persons. Size class 1 to 4 includes establishments with payroll, but no employees, during mid-March pay period. (D) denotes figures withheld to avoid disclosing data for individual companies; the data are included in broader industry totals. Detailed industries with 100 or more employees are shown if industry was not a (D). For explanation of terms, abbreviations, and data reliability/comparability, see introductory text]

NAICS code	Industry	Number of employees for week including March 12	Payroll (\$1,000)		Total number of establishments	Number of establishments by employment-size class									
			First quarter	Annual		1 to 4	5 to 9	10 to 19	20 to 49	50 to 99	100 to 249	250 to 499	500 to 999	1,000 or more	
<b>MADISON—Con.</b>															
<b>72</b>	<b>Accommodation &amp; food services</b> .....	<b>4 878</b>	<b>10 729</b>	<b>46 252</b>	<b>251</b>	<b>71</b>	<b>36</b>	<b>64</b>	<b>58</b>	<b>18</b>	<b>3</b>	<b>1</b>	—	—	
721	Accommodation .....	244	594	2 924	22	9	5	4	3	1	—	—	—	—	
7211	Traveler accommodation .....	(C)	(D)	(D)	16	3	5	4	3	1	—	—	—	—	
72111	Hotels (exc casino hotels) & motels .....	240	577	2 750	15	2	5	4	3	1	—	—	—	—	
721110	Hotels (exc casino hotels) & motels .....	240	577	2 750	15	2	5	4	3	1	—	—	—	—	
722	Food services & drinking places .....	4 634	10 135	43 328	229	62	31	60	55	17	3	1	—	—	
7221	Full-service restaurants .....	2 099	4 644	19 000	80	13	13	25	19	7	2	1	—	—	
72211	Full-service restaurants .....	2 099	4 644	19 000	80	13	13	25	19	7	2	1	—	—	
722110	Full-service restaurants .....	2 099	4 644	19 000	80	13	13	25	19	7	2	1	—	—	
7222	Limited-service eating places .....	2 144	4 508	19 700	101	22	8	29	32	9	1	—	—	—	
72221	Limited-service eating places .....	2 144	4 508	19 700	101	22	8	29	32	9	1	—	—	—	
722211	Limited-service restaurants .....	2 020	4 241	18 476	91	19	6	25	32	8	1	—	—	—	
7223	Special food services .....	211	581	2 930	10	3	2	1	3	1	—	—	—	—	
72231	Food service contractors .....	(C)	(D)	(D)	8	2	1	1	3	1	—	—	—	—	
7224	Drinking places (alcoholic beverages) .....	180	402	1 698	38	24	8	5	1	—	—	—	—	—	
72241	Drinking places (alcoholic beverages) .....	180	402	1 698	38	24	8	5	1	—	—	—	—	—	
722410	Drinking places (alcoholic beverages) .....	180	402	1 698	38	24	8	5	1	—	—	—	—	—	
<b>81</b>	<b>Other services (except public administration)</b> .....	<b>2 500</b>	<b>9 515</b>	<b>40 004</b>	<b>373</b>	<b>218</b>	<b>90</b>	<b>43</b>	<b>17</b>	<b>4</b>	<b>1</b>	—	—	—	
811	Repair & maintenance .....	550	3 007	12 706	105	67	19	15	4	—	—	—	—	—	
8111	Automotive repair & maintenance .....	411	2 312	10 057	74	44	17	10	3	—	—	—	—	—	
81111	Automotive mechanical & electrical R&M .....	139	774	3 161	40	30	7	3	—	—	—	—	—	—	
81112	Automotive body, paint, interior & glass repair .....	173	1 195	5 549	19	8	6	2	3	—	—	—	—	—	
811121	Automotive body, paint & interior R&M .....	155	1 076	4 987	15	6	4	2	3	—	—	—	—	—	
812	Personal & laundry services .....	569	2 182	9 281	81	47	18	12	3	1	—	—	—	—	
8121	Personal care services .....	197	509	2 184	32	19	8	4	1	—	—	—	—	—	
81211	Hair, nail & skin care services .....	112	368	1 427	23	13	8	2	—	—	—	—	—	—	
812112	Beauty salons .....	112	368	1 427	23	13	8	2	—	—	—	—	—	—	
8122	Death care services .....	142	812	3 393	20	10	4	4	2	—	—	—	—	—	
81221	Funeral homes .....	102	586	2 423	13	5	4	2	2	—	—	—	—	—	
812210	Funeral homes .....	102	586	2 423	13	5	4	2	2	—	—	—	—	—	
8123	Drycleaning & laundry services .....	204	812	3 551	22	12	6	3	—	1	—	—	—	—	
813	Religious, grantmaking, civic, prof & like organizations .....	1 381	4 326	18 017	187	104	53	16	10	3	1	—	—	—	
8131	Religious organizations .....	977	3 218	13 319	126	67	40	10	6	2	1	—	—	—	
81311	Religious organizations .....	977	3 218	13 319	126	67	40	10	6	2	1	—	—	—	
813110	Religious organizations .....	977	3 218	13 319	126	67	40	10	6	2	1	—	—	—	
8134	Civic & social organizations .....	223	431	1 928	33	20	8	2	2	1	—	—	—	—	
81341	Civic & social organizations .....	223	431	1 928	33	20	8	2	2	1	—	—	—	—	
813410	Civic & social organizations .....	223	431	1 928	33	20	8	2	2	1	—	—	—	—	
8139	Business, labor, political, like organizations .....	165	596	2 474	21	11	4	4	2	—	—	—	—	—	
81393	Labor unions & similar labor organizations .....	131	468	2 002	15	7	3	3	2	—	—	—	—	—	
813930	Labor unions & similar labor organizations .....	131	468	2 002	15	7	3	3	2	—	—	—	—	—	
<b>95</b>	<b>Auxiliaries (exc corporate, subsidiary &amp; regional mgt)</b> .....	<b>(B)</b>	<b>(D)</b>	<b>(D)</b>	<b>4</b>	<b>2</b>	<b>1</b>	—	<b>1</b>	—	—	—	—	—	
<b>99</b>	<b>Unclassified establishments</b> .....	<b>(A)</b>	<b>(D)</b>	<b>(D)</b>	<b>16</b>	<b>15</b>	<b>1</b>	—	—	—	—	—	—	—	
<b>MARION</b>															
	<b>Total</b> .....	<b>564 665</b>	<b>5 148 656</b>	<b>20 172 358</b>	<b>24 388</b>	<b>11 064</b>	<b>4 931</b>	<b>3 543</b>	<b>2 822</b>	<b>1 091</b>	<b>671</b>	<b>167</b>	<b>55</b>	<b>44</b>	
<b>11</b>	<b>Forestry, fishing, hunting, and agriculture support</b> .....	<b>20</b>	<b>60</b>	<b>264</b>	<b>8</b>	<b>7</b>	<b>1</b>	—	—	—	—	—	—	—	
<b>21</b>	<b>Mining</b> .....	<b>(C)</b>	<b>(D)</b>	<b>(D)</b>	<b>9</b>	<b>4</b>	—	<b>2</b>	—	<b>3</b>	—	—	—	—	
212	Mining (except oil & gas) .....	(C)	(D)	(D)	5	1	—	1	—	3	—	—	—	—	
2123	Nonmetallic mineral mining & quarrying .....	(C)	(D)	(D)	4	—	—	1	—	3	—	—	—	—	
21231	Stone mining & quarrying .....	(C)	(D)	(D)	2	—	—	—	—	2	—	—	—	—	
<b>22</b>	<b>Utilities</b> .....	<b>3 135</b>	<b>55 078</b>	<b>203 002</b>	<b>24</b>	<b>5</b>	<b>3</b>	<b>2</b>	<b>2</b>	<b>5</b>	<b>3</b>	<b>2</b>	<b>2</b>	—	
221	Utilities .....	3 135	55 078	203 002	24	5	3	2	2	5	3	2	2	—	
2211	Elec pwr generation, transmsn & distribution .....	(G)	(D)	(D)	11	2	2	—	1	2	1	2	1	—	
22111	Electric power generation .....	(G)	(D)	(D)	8	1	—	—	1	2	1	2	1	—	
2212	Natural gas distribution .....	1 199	15 217	63 498	6	1	—	1	—	2	1	—	1	—	
22121	Natural gas distribution .....	1 199	15 217	63 498	6	1	—	1	—	2	1	—	1	—	
221210	Natural gas distribution .....	1 199	15 217	63 498	6	1	—	1	—	2	1	—	1	—	
2213	Water, sewage & other systems .....	(E)	(D)	(D)	7	2	1	1	1	1	1	—	—	—	
22131	Water supply & irrigation systems .....	(C)	(D)	(D)	6	2	1	1	1	1	1	—	—	—	
<b>23</b>	<b>Construction</b> .....	<b>32 215</b>	<b>300 171</b>	<b>1 291 995</b>	<b>1 980</b>	<b>993</b>	<b>365</b>	<b>262</b>	<b>231</b>	<b>72</b>	<b>43</b>	<b>11</b>	<b>2</b>	<b>1</b>	

See footnotes at end of table.



**Table 6. Counties—Employees, Payroll, and Establishments by Industry: 2000—Con.**

[Excludes most government employees, railroad employees, and self-employed persons. Size class 1 to 4 includes establishments with payroll, but no employees, during mid-March pay period. (D) denotes figures withheld to avoid disclosing data for individual companies; the data are included in broader industry totals. Detailed industries with 100 or more employees are shown if industry was not a (D). For explanation of terms, abbreviations, and data reliability/comparability, see introductory text]

NAICS code	Industry	Number of employees for week including March 12	Payroll (\$1,000)		Total number of establishments	Number of establishments by employment-size class									
			First quarter	Annual		1 to 4	5 to 9	10 to 19	20 to 49	50 to 99	100 to 249	250 to 499	500 to 999	1,000 or more	
<b>MARION—Con.</b>															
<b>31-33 Manufacturing—Con.</b>															
312	Beverage & tobacco product mfg .....	1 206	12 426	42 309	9	1	—	2	3	—	1	1	1	—	
3121	Beverage mfg .....	1 206	12 426	42 309	9	1	—	2	3	—	1	1	1	—	
31211	Soft drink & ice mfg .....	(G)	(D)	(D)	7	1	—	—	3	—	1	1	1	—	
314	Textile product mills .....	444	3 985	17 251	24	7	7	4	4	1	1	—	—	—	
3149	Other textile product mills .....	347	3 551	15 720	13	2	5	2	2	1	1	—	—	—	
31499	All other textile product mills .....	(E)	(D)	(D)	5	1	—	1	1	1	—	—	—	—	
315	Apparel manufacturing .....	209	1 184	5 959	18	11	1	4	—	2	—	—	—	—	
3152	Cut & sew apparel mfg .....	(C)	(D)	(D)	16	9	1	4	—	2	—	—	—	—	
31523	Women's, girls' cut & sew apparel mfg .....	149	825	4 450	6	2	1	1	—	2	—	—	—	—	
321	Wood product mfg .....	756	4 481	18 400	21	7	2	2	4	4	2	—	—	—	
3212	Veneer, plywood & engineered wood product mfg .....	389	2 659	11 476	4	—	—	—	1	1	2	—	—	—	
32121	Veneer, plywood & engineered wood product mfg .....	389	2 659	11 476	4	—	—	—	1	1	2	—	—	—	
3219	Other wood product mfg .....	(E)	(D)	(D)	15	6	2	2	2	3	—	—	—	—	
32192	Wood container & pallet mfg .....	302	1 372	5 466	9	2	1	1	2	3	—	—	—	—	
321920	Wood container & pallet mfg .....	302	1 372	5 466	9	2	1	1	2	3	—	—	—	—	
322	Paper mfg .....	2 015	20 142	79 976	27	3	2	—	10	4	7	1	—	—	
3222	Converted paper product mfg .....	(G)	(D)	(D)	26	3	2	—	10	3	7	1	—	—	
32221	Paperboard container mfg .....	1 128	11 993	48 523	15	1	2	—	6	3	2	1	—	—	
32222	Paper bag & coated & treated paper mfg .....	289	2 666	10 009	4	—	—	—	2	—	2	—	—	—	
32223	Stationery product mfg .....	(E)	(D)	(D)	5	1	—	—	1	—	3	—	—	—	
323	Printing & related support activities .....	5 167	41 781	175 371	189	75	29	28	28	16	10	2	1	—	
3231	Printing & related support activities .....	5 167	41 781	175 371	189	75	29	28	28	16	10	2	1	—	
32311	Printing .....	4 327	34 728	146 797	160	66	26	27	19	10	9	2	1	—	
323110	Commercial lithographic printing .....	2 237	20 056	85 921	85	29	15	16	12	6	6	1	—	—	
323113	Commercial screen printing .....	628	4 646	21 482	13	6	2	1	3	—	—	—	1	—	
323114	Quick printing .....	406	2 919	11 954	31	16	6	7	—	1	1	—	—	—	
323116	Manifold business form printing .....	432	2 889	10 664	8	2	1	1	2	1	—	1	—	—	
323119	Other commercial printing .....	214	1 608	6 382	15	10	2	1	1	—	1	—	—	—	
32312	Printing support activities .....	840	7 053	28 574	29	9	3	1	9	6	1	—	—	—	
323121	Tradebinding & related work .....	430	2 961	12 214	11	1	2	1	4	2	1	—	—	—	
323122	Prepress services .....	410	4 092	16 360	18	8	1	—	5	4	—	—	—	—	
324	Petroleum & coal products mfg .....	101	942	3 800	8	2	3	2	1	—	—	—	—	—	
3241	Petroleum & coal products mfg .....	101	942	3 800	8	2	3	2	1	—	—	—	—	—	
325	Chemical mfg .....	7 317	147 691	559 024	50	16	10	4	9	6	2	—	1	2	
3251	Basic chemical mfg .....	728	6 323	25 284	5	1	1	—	1	1	—	—	1	—	
32512	Industrial gas mfg .....	(C)	(D)	(D)	2	—	—	—	1	1	—	—	—	—	
32519	Other basic organic chemical mfg .....	(F)	(D)	(D)	2	1	—	—	—	—	—	—	1	—	
3254	Pharmaceutical & medicine mfg .....	(I)	(D)	(D)	8	4	1	—	—	—	1	—	—	2	
32541	Pharmaceutical & medicine mfg .....	(I)	(D)	(D)	8	4	1	—	—	—	1	—	—	2	
3255	Paint, coating & adhesive mfg .....	(C)	(D)	(D)	7	4	—	—	2	—	1	—	—	—	
32551	Paint & coating mfg .....	(C)	(D)	(D)	6	3	—	—	2	—	1	—	—	—	
3256	Soap, cleaners & toilet preparation mfg .....	372	3 989	14 643	16	2	6	1	4	3	—	—	—	—	
32561	Soap & cleaning compound mfg .....	(E)	(D)	(D)	14	2	5	1	4	2	—	—	—	—	
325612	Polish & other sanitation goods mfg .....	239	2 586	9 100	9	—	4	1	2	2	—	—	—	—	
3259	Other chemical product & preparation mfg .....	(E)	(D)	(D)	13	4	2	3	2	2	—	—	—	—	
32599	All other chemical product & preparation mfg .....	(C)	(D)	(D)	8	2	1	2	1	2	—	—	—	—	
325991	Custom compounding of purchased resin ..	188	1 856	8 498	3	—	—	1	—	2	—	—	—	—	
326	Plastics & rubber products mfg .....	1 292	10 201	47 129	42	10	4	12	10	2	4	—	—	—	
3261	Plastics product mfg .....	1 029	8 024	37 108	30	7	3	8	7	2	3	—	—	—	
32611	Unsupported plastics film, sheet, & bag mfg ..	313	2 777	12 859	7	1	—	2	2	1	1	—	—	—	
326113	Unsupported plastics film and sheet (except packaging) mfg .....	216	2 284	10 797	4	1	—	1	—	1	1	—	—	—	
32614	Polystyrene foam product mfg .....	(C)	(D)	(D)	3	2	—	—	—	—	1	—	—	—	
32619	Other plastics product mfg .....	473	3 437	14 932	17	4	2	4	5	1	1	—	—	—	
3262	Rubber product mfg .....	263	2 177	10 021	12	3	1	4	3	—	1	—	—	—	
32629	Other rubber product mfg .....	198	1 833	8 462	6	1	—	2	2	—	1	—	—	—	
327	Nonmetallic mineral product mfg .....	1 477	12 503	53 391	43	7	9	11	5	7	4	—	—	—	
3272	Glass & glass product mfg .....	296	1 968	8 027	8	2	1	1	1	3	—	—	—	—	
32721	Glass & glass product mfg .....	296	1 968	8 027	8	2	1	1	1	3	—	—	—	—	
327215	Glass product mfg made of purchased glass .....	296	1 968	8 027	8	2	1	1	1	3	—	—	—	—	
3273	Cement & concrete product mfg .....	733	7 213	30 840	26	4	6	8	2	4	2	—	—	—	
32732	Ready-mix concrete mfg .....	185	1 595	9 256	12	—	4	6	1	1	—	—	—	—	
327320	Ready-mix concrete mfg .....	185	1 595	9 256	12	—	4	6	1	1	—	—	—	—	
32733	Concrete pipe, brick & block mfg .....	347	3 553	13 984	5	—	—	—	1	3	1	—	—	—	
32739	Other concrete product mfg .....	(C)	(D)	(D)	7	3	1	2	—	—	1	—	—	—	
3279	Other nonmetallic mineral product mfg .....	(E)	(D)	(D)	7	—	1	2	2	—	2	—	—	—	
32799	All other nonmetallic mineral product mfg ..	(E)	(D)	(D)	5	—	—	1	2	—	2	—	—	—	

See footnotes at end of table.

**Table 6. Counties—Employees, Payroll, and Establishments by Industry: 2000—Con.**

[Excludes most government employees, railroad employees, and self-employed persons. Size class 1 to 4 includes establishments with payroll, but no employees, during mid-March pay period. (D) denotes figures withheld to avoid disclosing data for individual companies; the data are included in broader industry totals. Detailed industries with 100 or more employees are shown if industry was not a (D). For explanation of terms, abbreviations, and data reliability/comparability, see introductory text]

NAICS code	Industry	Number of employees for week including March 12	Payroll (\$1,000)		Total number of establishments	Number of establishments by employment-size class								
			First quarter	Annual		1 to 4	5 to 9	10 to 19	20 to 49	50 to 99	100 to 249	250 to 499	500 to 999	1,000 or more
<b>MARION—Con.</b>														
<b>31-33 Manufacturing—Con.</b>														
331	Primary metal mfg .....	3 213	58 319	210 617	21	3	4	1	1	6	3	1	1	1
3312	Steel product mfg from purchased steel .....	(C)	(D)	(D)	2	1	—	—	—	—	1	—	—	—
33122	Rolling & drawing of purchased steel .....	(C)	(D)	(D)	2	1	—	—	—	—	1	—	—	—
3313	Alumina & aluminum production & processing ..	(C)	(D)	(D)	4	1	—	—	1	2	—	—	—	—
33131	Alumina & aluminum production & processing .....	(C)	(D)	(D)	4	1	—	—	1	2	—	—	—	—
3314	Nonferrous (exc alum) production & processing .	593	7 121	31 731	3	—	—	—	—	1	1	1	—	—
33142	Copper rolling, drawing, extruding & alloying .	(E)	(D)	(D)	1	—	—	—	—	—	—	1	—	—
33149	Other nonferrous roll, draw, extruding, alloying .....	(C)	(D)	(D)	2	—	—	—	—	1	1	—	—	—
3315	Foundries .....	2 254	47 407	163 564	8	—	2	—	—	3	1	—	1	1
33151	Ferrous metal foundries .....	(G)	(D)	(D)	6	—	—	—	—	3	1	—	1	1
332	Fabricated metal product mfg .....	10 169	91 926	395 589	239	42	46	44	58	28	14	5	2	—
3321	Forging & stamping .....	151	1 489	6 488	6	—	—	3	3	—	—	—	—	—
33211	Forging & stamping .....	151	1 489	6 488	6	—	—	3	3	—	—	—	—	—
3323	Architectural & structural metals mfg .....	2 242	19 863	91 689	44	5	6	4	12	12	4	1	—	—
33231	Plate work & fabricated structural prod mfg ...	547	4 867	22 908	14	2	2	1	4	4	1	—	—	—
33232	Ornamental & architectural metal prod mfg ...	1 695	14 996	68 781	30	3	4	3	8	8	3	1	—	—
332322	Sheet metal work mfg .....	1 407	12 606	58 018	20	2	2	2	4	6	3	1	—	—
332323	Ornamental & architectural metal work mfg .	235	1 958	9 235	6	—	1	1	2	2	—	—	—	—
3324	Boiler, tank & shipping container mfg .....	209	2 341	9 255	6	2	—	3	—	—	1	—	—	—
33242	Metal tank (heavy gauge) mfg .....	(C)	(D)	(D)	4	1	—	2	—	—	1	—	—	—
3325	Hardware mfg .....	1 761	17 152	74 170	5	—	1	—	1	—	—	1	2	—
33251	Hardware mfg .....	1 761	17 152	74 170	5	—	1	—	1	—	—	1	2	—
332510	Hardware mfg .....	1 761	17 152	74 170	5	—	1	—	1	—	—	1	2	—
3326	Spring & wire product mfg .....	181	1 302	5 372	6	—	1	1	3	1	—	—	—	—
33261	Spring & wire product mfg .....	181	1 302	5 372	6	—	1	1	3	1	—	—	—	—
3327	Mach shops, turn prod, screw, nut, bolt mfg ....	2 094	17 971	70 635	95	23	29	14	20	5	3	1	—	—
33271	Machine shops .....	1 374	12 201	49 343	84	22	25	13	18	4	2	—	—	—
332710	Machine shops .....	1 374	12 201	49 343	84	22	25	13	18	4	2	—	—	—
33272	Turned product & screw, nut & bolt mfg .....	720	5 770	21 292	11	1	4	2	1	1	1	1	—	—
332721	Precision turned product mfg .....	577	4 698	16 675	5	1	1	—	1	—	1	1	—	—
332722	Bolt, nut, screw, rivet & washer mfg .....	143	1 072	4 617	6	—	3	1	1	1	—	—	—	—
3328	Coating, engrave, heat treating & oth activity ...	1 587	14 175	57 470	43	5	5	12	12	5	4	—	—	—
33281	Coating, engrave, heat treating & oth activity .	1 587	14 175	57 470	43	5	5	12	12	5	4	—	—	—
332811	Metal heat treating .....	173	1 943	8 025	9	1	1	3	3	1	—	—	—	—
332812	Metal coating, engraving & allied services ..	802	7 519	29 488	18	2	1	6	4	2	3	—	—	—
332813	Electropl, plating, polish, anodize, coloring .	612	4 713	19 957	16	2	3	5	2	3	—	—	—	—
3329	Other fabricated metal product mfg .....	1 855	16 962	77 738	31	7	4	6	5	2	2	—	—	—
33291	Metal valve mfg .....	607	6 191	29 904	8	1	1	2	1	2	—	1	—	—
33299	All other fabricated metal product mfg .....	1 248	10 771	47 834	23	6	3	4	4	3	2	—	—	—
332999	All other misc fabricated metal product mfg .	595	3 734	16 878	13	3	1	3	2	2	—	—	—	—
333	Machinery mfg .....	8 258	87 488	361 728	108	23	13	22	23	11	9	4	1	2
3331	Ag, construction & mining machinery mfg .....	255	2 158	8 460	5	1	—	1	2	—	1	—	—	—
33311	Agricultural implement mfg .....	(C)	(D)	(D)	3	1	—	—	1	—	1	—	—	—
3332	Industrial machinery mfg .....	912	8 376	35 629	17	4	2	3	3	3	1	1	—	—
33321	Sawmill & woodworking machinery mfg .....	(C)	(D)	(D)	2	—	—	—	1	—	1	—	—	—
33322	Plastics & rubber industry machinery mfg ....	(E)	(D)	(D)	2	1	—	—	—	—	—	1	—	—
33329	Other industrial machinery mfg .....	304	3 509	13 982	13	3	2	3	2	3	—	—	—	—
333298	All other industrial machinery mfg .....	115	1 345	5 422	6	2	—	2	1	1	—	—	—	—
3333	Commercial & service industry machinery mfg ..	235	1 994	6 971	5	—	—	1	3	—	1	—	—	—
33331	Commercial & service industry machinery mfg .....	235	1 994	6 971	5	—	—	1	3	—	1	—	—	—
3334	HVAC & commercial refrigeration equipment mfg .....	1 517	12 296	57 688	6	2	—	1	—	1	—	1	—	1
33341	HVAC & commercial refrigeration equipment mfg .....	1 517	12 296	57 688	6	2	—	1	—	1	—	1	—	1
3335	Metalworking machinery mfg .....	815	8 800	35 142	38	12	7	8	7	2	2	—	—	—
33351	Metalworking machinery mfg .....	815	8 800	35 142	38	12	7	8	7	2	2	—	—	—
333512	Machine tool (metal cutting types) mfg .....	213	3 256	13 411	3	1	—	—	1	—	1	—	—	—
333514	Special die, tool, die set, jig & fixture mfg ..	288	2 685	10 161	18	5	3	5	4	1	—	—	—	—
333518	Other metalworking machinery mfg .....	221	2 083	8 643	4	—	—	1	1	1	—	—	—	—
3336	Engine, turbine & power transmsn equip mfg ...	3 145	39 839	161 014	10	1	—	4	1	—	1	1	1	1
33361	Engine, turbine & power transmsn equip mfg .	3 145	39 839	161 014	10	1	—	4	1	—	1	1	1	1
3339	Other general purpose machinery mfg .....	1 379	14 025	56 824	27	3	4	4	7	5	3	1	—	—
33391	Pump & compressor mfg .....	504	5 502	22 646	6	—	—	—	3	2	—	—	—	—
33392	Material handling equipment mfg .....	513	5 216	20 168	10	1	1	1	4	1	2	—	—	—
333922	Conveyor & conveying equipment mfg .....	241	3 045	11 453	5	1	—	—	1	1	1	—	—	—
33399	All other general purpose machinery mfg .....	362	3 307	14 010	11	2	3	3	—	2	1	—	—	—
333994	Industrial process furnace & oven mfg .....	134	1 399	6 209	3	—	1	—	—	2	—	—	—	—
334	Computer & electronic product mfg .....	2 208	19 148	78 755	42	12	6	8	6	3	5	2	—	—
3341	Computer & peripheral equipment mfg .....	305	3 015	11 855	8	3	1	1	1	1	1	—	—	—
33411	Computer & peripheral equipment mfg .....	305	3 015	11 855	8	3	1	1	1	1	1	—	—	—
3342	Communications equipment mfg .....	(C)	(D)	(D)	5	3	—	1	—	—	1	—	—	—
33422	Radio, TV broadcast & wireless comm equip mfg .....	(C)	(D)	(D)	3	1	—	1	—	—	1	—	—	—
3344	Semiconductor & oth electronic component mfg .....	684	5 212	21 919	15	4	3	3	3	1	—	1	—	—
33441	Semiconductor & oth electronic component mfg .....	684	5 212	21 919	15	4	3	3	3	1	—	1	—	—

See footnotes at end of table.

**Table 6. Counties—Employees, Payroll, and Establishments by Industry: 2000—Con.**

[Excludes most government employees, railroad employees, and self-employed persons. Size class 1 to 4 includes establishments with payroll, but no employees, during mid-March pay period. (D) denotes figures withheld to avoid disclosing data for individual companies; the data are included in broader industry totals. Detailed industries with 100 or more employees are shown if industry was not a (D). For explanation of terms, abbreviations, and data reliability/comparability, see introductory text]

NAICS code	Industry	Number of employees for week including March 12	Payroll (\$1,000)		Total number of establishments	Number of establishments by employment-size class								
			First quarter	Annual		1 to 4	5 to 9	10 to 19	20 to 49	50 to 99	100 to 249	250 to 499	500 to 999	1,000 or more
<b>MARION—Con.</b>														
<b>31-33 Manufacturing—Con.</b>														
334	Computer & electronic product mfg—Con.													
3345	Nav, measuring, medical, control instruments mfg	776	8 201	33 792	12	2	2	3	2	—	2	1	—	—
33451	Nav, measuring, medical, control instruments mfg	776	8 201	33 792	12	2	2	3	2	—	2	1	—	—
334515	Electricity measuring, testing instrument mfg	564	5 918	24 356	4	—	1	—	1	—	1	1	—	—
3346	Mfg & reproducing magnetic & optical media	(E)	(D)	(D)	2	—	—	—	—	—	1	1	—	—
33461	Mfg & reproducing magnetic & optical media	(E)	(D)	(D)	2	—	—	—	—	—	1	1	—	—
335	Electrical equip, appliance & component mfg	370	3 207	13 387	16	3	4	4	3	1	1	1	—	—
3353	Electrical equipment mfg	191	1 836	7 818	8	2	2	2	1	—	1	—	—	—
33531	Electrical equipment mfg	191	1 836	7 818	8	2	2	2	1	—	1	—	—	—
3359	Other electrical equipment & component mfg	149	1 098	4 475	5	—	1	1	2	1	—	—	—	—
33599	All oth electrical equipment & component mfg	(C)	(D)	(D)	4	—	—	1	2	1	—	—	—	—
336	Transportation equipment mfg	16 411	328 018	1 128 835	46	15	7	4	7	4	3	2	—	4
3361	Motor vehicle mfg	(C)	(D)	(D)	6	2	2	1	—	1	—	—	—	—
33611	Automobile & light duty motor vehicle mfg	(C)	(D)	(D)	6	2	2	1	—	1	—	—	—	—
3362	Motor vehicle body & trailer mfg	(C)	(D)	(D)	4	1	1	—	—	1	1	—	—	—
33621	Motor vehicle body & trailer mfg	(C)	(D)	(D)	4	1	1	—	—	1	1	—	—	—
3363	Motor vehicle parts mfg	(J)	(D)	(D)	28	11	3	2	4	2	1	2	—	3
33631	Motor vehicle gas engine & engine parts mfg	(F)	(D)	(D)	7	3	—	—	1	1	—	2	—	—
336312	Gasoline engine & engine parts mfg	802	5 685	23 473	6	3	—	—	—	1	—	2	—	—
33633	Motor vehicle steering & suspension parts mfg	(H)	(D)	(D)	3	—	1	—	1	—	—	—	—	1
33635	MV transmission & power train parts mfg	(H)	(D)	(D)	5	2	1	—	—	—	1	—	—	1
33637	Motor vehicle metal stamping	(H)	(D)	(D)	1	—	—	—	—	—	—	—	—	1
3364	Aerospace product & parts mfg	(I)	(D)	(D)	5	1	—	—	2	—	1	—	—	1
33641	Aerospace product & parts mfg	(I)	(D)	(D)	5	1	—	—	2	—	1	—	—	1
337	Furniture & related product mfg	851	7 055	28 442	34	11	7	5	5	3	3	—	—	—
3371	HH & institutional furniture & kitchen cabinet mfg	334	2 288	9 256	19	6	6	4	1	1	1	—	—	—
33711	Wood kitchen cabinet & countertop mfg	191	1 290	5 662	12	3	4	3	1	1	—	—	—	—
337110	Wood kitchen cabinet & countertop mfg	191	1 290	5 662	12	3	4	3	1	1	—	—	—	—
33712	Household & institutional furniture mfg	143	998	3 594	7	3	2	1	—	—	1	—	—	—
3372	Office furniture (including fixtures) mfg	447	4 210	16 836	11	2	1	1	4	1	2	—	—	—
33721	Office furniture (including fixtures) mfg	447	4 210	16 836	11	2	1	1	4	1	2	—	—	—
337215	Showcase, partition, shelving & locker mfg	271	2 410	9 757	7	2	—	1	2	1	1	—	—	—
339	Miscellaneous mfg	2 179	19 687	79 935	110	48	18	16	15	9	4	—	—	—
3391	Medical equipment & supplies mfg	943	8 870	36 920	41	14	8	6	7	5	1	—	—	—
33911	Medical equipment & supplies mfg	943	8 870	36 920	41	14	8	6	7	5	1	—	—	—
339112	Surgical & medical instrument mfg	268	2 373	11 410	6	2	1	—	1	1	—	—	—	—
339113	Surgical appliance & supplies mfg	341	4 293	16 866	8	2	—	2	1	3	—	—	—	—
339116	Dental laboratories	199	1 360	5 263	20	9	6	3	1	1	—	—	—	—
3399	Other miscellaneous mfg	1 236	10 817	43 015	69	34	10	10	8	4	3	—	—	—
33991	Jewelry & silverware mfg	(C)	(D)	(D)	10	6	1	1	—	1	1	—	—	—
33992	Sporting & athletic goods mfg	272	1 885	7 417	7	4	—	1	8	1	—	—	—	—
339920	Sporting & athletic goods mfg	272	1 885	7 417	7	4	—	1	8	1	—	—	—	—
33994	Office supplies (exc paper) mfg	(C)	(D)	(D)	5	3	—	1	—	1	—	—	—	—
33995	Sign mfg	380	3 016	12 878	34	15	7	6	4	2	—	—	—	—
339950	Sign mfg	380	3 016	12 878	34	15	7	6	4	2	—	—	—	—
33999	All other misc mfg	216	1 269	6 271	11	4	2	1	3	1	—	—	—	—
<b>42</b>	<b>Wholesale trade</b>	<b>34 878</b>	<b>410 078</b>	<b>1 626 362</b>	<b>1 859</b>	<b>796</b>	<b>366</b>	<b>314</b>	<b>244</b>	<b>83</b>	<b>34</b>	<b>19</b>	<b>3</b>	<b>—</b>
421	Wholesale trade, durable goods	23 423	287 232	1 126 705	1 358	580	283	236	171	57	17	11	3	—
4211	Motor vehicle, motor vehicle pt & supply whsle	2 752	23 445	97 259	131	58	20	29	12	7	3	2	—	—
42111	Automobile & other motor vehicle whsle	1 822	14 430	66 460	42	16	2	9	6	4	3	2	—	—
421110	Automobile & other motor vehicle whsle	1 822	14 430	66 460	42	16	2	9	6	4	3	2	—	—
42112	Motor vehicle supplies & new parts whsle	835	8 591	28 872	67	26	15	17	6	3	—	—	—	—
421120	Motor vehicle supplies & new parts whsle	835	8 591	28 872	67	26	15	17	6	3	—	—	—	—
4212	Furniture & home furnishing whsle	485	4 721	19 701	49	24	13	5	6	—	1	—	—	—
42121	Furniture whsle	272	2 950	11 752	23	13	4	2	3	—	1	—	—	—
421210	Furniture whsle	272	2 950	11 752	23	13	4	2	3	—	1	—	—	—
42122	Home furnishing whsle	213	1 771	7 949	26	11	9	3	3	—	—	—	—	—
421220	Home furnishing whsle	213	1 771	7 949	26	11	9	3	3	—	—	—	—	—
4213	Lumber & other construction materials whsle	1 341	12 469	51 300	68	23	11	16	15	1	1	1	—	—
42131	Lumber, plywood, millwork & wood panel whsle	460	5 025	20 652	32	10	4	8	10	—	—	—	—	—
421310	Lumber, plywood, millwork & wood panel whsle	460	5 025	20 652	32	10	4	8	10	—	—	—	—	—
42132	Brick & related construction material whsle	525	3 906	10 746	11	3	1	3	3	—	—	1	—	—
421320	Brick & related construction material whsle	525	3 906	10 746	11	3	1	3	3	—	—	1	—	—
42133	Roofing, siding & insulation material whsle	267	2 681	16 520	16	6	2	5	2	—	1	—	—	—
421330	Roofing, siding & insulation material whsle	267	2 681	16 520	16	6	2	5	2	—	1	—	—	—
4214	Professional & commercial equip & supp whsle	6 111	105 130	379 803	220	87	47	33	26	17	3	5	2	—
42141	Photographic equipment & supplies whsle	251	3 618	10 998	11	5	2	—	1	3	—	—	—	—
421410	Photographic equipment & supplies whsle	251	3 618	10 998	11	5	2	—	1	3	—	—	—	—
42142	Office equipment whsle	1 593	19 141	67 894	43	15	11	5	4	4	2	2	—	—
421420	Office equipment whsle	1 593	19 141	67 894	43	15	11	5	4	4	2	2	—	—
42143	Computer & peripheral equip & software whsle	2 116	42 628	139 342	69	26	15	11	10	3	1	2	1	—
421430	Computer & peripheral equip & software whsle	2 116	42 628	139 342	69	26	15	11	10	3	1	2	1	—
42144	Other commercial equipment whsle	416	3 804	15 263	33	9	13	5	4	2	—	—	—	—
421440	Other commercial equipment whsle	416	3 804	15 263	33	9	13	5	4	2	—	—	—	—
42145	Medical, dental, hospital equip & supp whsle	1 579	34 748	141 522	47	24	4	6	7	4	—	1	1	—
421450	Medical, dental, hospital equip & supp whsle	1 579	34 748	141 522	47	24	4	6	7	4	—	1	1	—

See footnotes at end of table.

**Table 6. Counties—Employees, Payroll, and Establishments by Industry: 2000—Con.**

[Excludes most government employees, railroad employees, and self-employed persons. Size class 1 to 4 includes establishments with payroll, but no employees, during mid-March pay period. (D) denotes figures withheld to avoid disclosing data for individual companies; the data are included in broader industry totals. Detailed industries with 100 or more employees are shown if industry was not a (D). For explanation of terms, abbreviations, and data reliability/comparability, see introductory text]

NAICS code	Industry	Number of employees for week including March 12	Payroll (\$1,000)		Total number of establishments	Number of establishments by employment-size class									
			First quarter	Annual		1 to 4	5 to 9	10 to 19	20 to 49	50 to 99	100 to 249	250 to 499	500 to 999	1,000 or more	
<b>MARION—Con.</b>															
<b>42</b>	<b>Wholesale trade—Con.</b>														
421	Wholesale trade, durable goods—Con.														
4214	Professional & commercial equip & supp whsle—Con.														
42146	Ophthalmic goods whsle . . . . .	117	776	2 993	9	3	—	5	—	1	—	—	—	—	
421460	Ophthalmic goods whsle . . . . .	117	776	2 993	9	3	—	5	—	1	—	—	—	—	
4215	Metal & mineral (except petroleum) whsle . . . . .	921	9 112	36 831	62	30	9	9	9	4	1	—	—	—	
42151	Metal service centers & offices whsle . . . . .	(F)	(D)	(D)	61	30	8	9	9	4	1	—	—	—	
4216	Electrical goods whsle . . . . .	3 984	47 811	190 507	211	83	54	37	22	8	5	1	1	—	
42161	Elec equip, wiring supp, const material whsle . . . . .	1 368	14 736	59 252	82	28	22	12	13	6	1	—	—	—	
421610	Elec equip, wiring supp, const material whsle . . . . .	1 368	14 736	59 252	82	28	22	12	13	6	1	—	—	—	
42162	Electric appliance, TV, radio set whsle . . . . .	139	1 647	6 673	22	11	6	4	1	—	—	—	—	—	
421620	Electric appliance, TV, radio set whsle . . . . .	139	1 647	6 673	22	11	6	4	1	—	—	—	—	—	
42169	Other electronic parts & equipment whsle . . . . .	2 477	31 428	124 582	107	44	26	21	8	2	4	1	1	—	
421690	Other electronic parts & equipment whsle . . . . .	2 477	31 428	124 582	107	44	26	21	8	2	4	1	1	—	
4217	Hardware, plumb & heating equip & sup whsle . . . . .	1 908	21 348	86 315	129	48	30	25	17	7	2	—	—	—	
42171	Hardware whsle . . . . .	833	8 636	34 625	50	16	12	13	4	4	1	—	—	—	
421710	Hardware whsle . . . . .	833	8 636	34 625	50	16	12	13	4	4	1	—	—	—	
42172	Plumbing & heating equipment & supplies whsle . . . . .	300	3 160	13 221	27	12	6	4	4	1	—	—	—	—	
421720	Plumbing & heating equipment & supplies whsle . . . . .	300	3 160	13 221	27	12	6	4	4	1	—	—	—	—	
42173	Warm air heating & AC equip & supplies whsle . . . . .	699	8 894	35 251	48	20	10	7	8	2	1	—	—	—	
421730	Warm air heating & AC equip & supplies whsle . . . . .	699	8 894	35 251	48	20	10	7	8	2	1	—	—	—	
4218	Machinery, equipment & supplies whsle . . . . .	4 173	50 027	201 344	355	149	81	63	50	11	—	1	—	—	
42181	Const & mining (exc petroleum) equip whsle . . . . .	525	6 589	25 393	22	8	2	5	6	—	—	1	—	—	
421810	Const & mining (exc petroleum) equip whsle . . . . .	525	6 589	25 393	22	8	2	5	6	—	—	1	—	—	
42183	Industrial machinery & equipment whsle . . . . .	2 333	29 989	120 045	203	88	46	34	27	8	—	—	—	—	
421830	Industrial machinery & equipment whsle . . . . .	2 333	29 989	120 045	203	88	46	34	27	8	—	—	—	—	
42184	Industrial supplies whsle . . . . .	1 021	10 796	44 372	86	30	24	15	14	3	—	—	—	—	
421840	Industrial supplies whsle . . . . .	1 021	10 796	44 372	86	30	24	15	14	3	—	—	—	—	
42185	Service establishment equip & supplies whsle . . . . .	220	1 806	7 583	28	11	7	8	2	—	—	—	—	—	
421850	Service establishment equip & supplies whsle . . . . .	220	1 806	7 583	28	11	7	8	2	—	—	—	—	—	
4219	Miscellaneous durable goods whsle . . . . .	1 748	13 169	63 645	133	78	18	19	14	2	1	1	—	—	
42191	Sporting & recreational goods & supply whsle . . . . .	181	1 578	6 248	31	19	4	7	1	—	—	—	—	—	
421910	Sporting & recreational goods & supply whsle . . . . .	181	1 578	6 248	31	19	4	7	1	—	—	—	—	—	
42193	Recyclable material whsle . . . . .	458	3 572	16 111	32	13	4	6	8	1	—	—	—	—	
421930	Recyclable material whsle . . . . .	458	3 572	16 111	32	13	4	6	8	1	—	—	—	—	
42194	Jewelry, watch, precious stone & metal whsle . . . . .	165	1 710	6 599	15	11	2	—	1	1	—	—	—	—	
421940	Jewelry, watch, precious stone & metal whsle . . . . .	165	1 710	6 599	15	11	2	—	1	1	—	—	—	—	
42199	Other miscellaneous durable goods whsle . . . . .	893	5 988	33 188	46	30	6	4	4	—	1	1	—	—	
421990	Other miscellaneous durable goods whsle . . . . .	893	5 988	33 188	46	30	6	4	4	—	1	1	—	—	
422	Wholesale trade, nondurable goods . . . . .														
4221	Paper & paper product whsle . . . . .														
42211	Printing & writing paper whsle . . . . .	190	2 190	8 485	7	3	—	1	2	—	1	—	—	—	
422110	Printing & writing paper whsle . . . . .	190	2 190	8 485	7	3	—	1	2	—	1	—	—	—	
42212	Stationery & office supplies whsle . . . . .	616	5 786	23 398	37	14	9	5	6	2	1	—	—	—	
422120	Stationery & office supplies whsle . . . . .	616	5 786	23 398	37	14	9	5	6	2	1	—	—	—	
42213	Industrial & personal service paper whsle . . . . .	444	4 003	15 921	20	11	2	4	—	2	1	—	—	—	
422130	Industrial & personal service paper whsle . . . . .	444	4 003	15 921	20	11	2	4	—	2	1	—	—	—	
4222	Drugs & druggists' sundries whsle . . . . .														
42221	Drugs & druggists' sundries whsle . . . . .														
422210	Drugs & druggists' sundries whsle . . . . .														
422210	Drugs & druggists' sundries whsle . . . . .	951	17 796	73 750	28	9	5	4	5	2	2	1	—	—	
422210	Drugs & druggists' sundries whsle . . . . .	951	17 796	73 750	28	9	5	4	5	2	2	1	—	—	
422210	Drugs & druggists' sundries whsle . . . . .	951	17 796	73 750	28	9	5	4	5	2	2	1	—	—	
4223	Apparel, piece goods & notions whsle . . . . .														
42231	Piece goods, notions & other dry goods whsle . . . . .														
422310	Piece goods, notions & other dry goods whsle . . . . .														
422310	Piece goods, notions & other dry goods whsle . . . . .	156	1 682	6 890	17	10	3	1	3	—	—	—	—	—	
4224	Grocery & related product whsle . . . . .														
42241	General line grocery whsle . . . . .														
422410	General line grocery whsle . . . . .														
42242	Packaged frozen food whsle . . . . .														
422420	Packaged frozen food whsle . . . . .														
42243	Dairy product (exc dried or canned) whsle . . . . .														
422430	Dairy product (exc dried or canned) whsle . . . . .														
42245	Confectionery whsle . . . . .														
422450	Confectionery whsle . . . . .														
42248	Fresh fruit & vegetable whsle . . . . .														
422480	Fresh fruit & vegetable whsle . . . . .														
42249	Other grocery & related products whsle . . . . .														
422490	Other grocery & related products whsle . . . . .														
4226	Chemical & allied products whsle . . . . .														
42261	Plastics materials & basic forms, shapes whsle . . . . .														
422610	Plastics materials & basic forms, shapes whsle . . . . .														
42269	Other chemical & allied products whsle . . . . .														
422690	Other chemical & allied products whsle . . . . .														
4227	Petroleum & petroleum products whsle . . . . .														
42271	Petroleum bulk stations & terminals . . . . .														
422710	Petroleum bulk stations & terminals . . . . .														

See footnotes at end of table.





Table 6. Counties—Employees, Payroll, and Establishments by Industry: 2000—Con.

[Excludes most government employees, railroad employees, and self-employed persons. Size class 1 to 4 includes establishments with payroll, but no employees, during mid-March pay period. (D) denotes figures withheld to avoid disclosing data for individual companies; the data are included in broader industry totals. Detailed industries with 100 or more employees are shown if industry was not a (D). For explanation of terms, abbreviations, and data reliability/comparability, see introductory text]

NAICS code	Industry	Number of employees for week including March 12	Payroll (\$1,000)		Total number of establishments	Number of establishments by employment-size class								
			First quarter	Annual		1 to 4	5 to 9	10 to 19	20 to 49	50 to 99	100 to 249	250 to 499	500 to 999	1,000 or more
<b>MARION—Con.</b>														
<b>44-45 Retail trade—Con.</b>														
446	Health & personal care stores .....	4 828	25 064	104 167	298	97	68	54	62	13	4	—	—	—
4461	Health & personal care stores .....	4 828	25 064	104 167	298	97	68	54	62	13	4	—	—	—
44611	Pharmacies & drug stores .....	3 730	19 920	82 424	135	15	19	34	50	13	4	—	—	—
446110	Pharmacies & drug stores .....	3 730	19 920	82 424	135	15	19	34	50	13	4	—	—	—
44612	Cosmetics, beauty supplies & perfume stores .....	415	1 448	6 375	50	21	15	9	5	—	—	—	—	—
446120	Cosmetics, beauty supplies & perfume stores .....	415	1 448	6 375	50	21	15	9	5	—	—	—	—	—
44613	Optical goods stores .....	342	1 775	7 392	57	33	16	4	4	—	—	—	—	—
446130	Optical goods stores .....	342	1 775	7 392	57	33	16	4	4	—	—	—	—	—
44619	Other health & personal care stores .....	341	1 921	7 976	56	28	18	7	3	—	—	—	—	—
446199	All other health & personal care stores .....	251	1 589	6 709	39	19	14	3	3	—	—	—	—	—
447	Gasoline stations .....	2 622	10 364	43 053	324	74	162	79	7	2	—	—	—	—
4471	Gasoline stations .....	2 622	10 364	43 053	324	74	162	79	7	2	—	—	—	—
44711	Gasoline stations with convenience stores .....	1 995	7 868	32 829	253	51	132	64	6	—	—	—	—	—
447110	Gasoline stations with convenience stores .....	1 995	7 868	32 829	253	51	132	64	6	—	—	—	—	—
44719	Other gasoline stations .....	627	2 496	10 224	71	23	30	15	1	2	—	—	—	—
447190	Other gasoline stations .....	627	2 496	10 224	71	23	30	15	1	2	—	—	—	—
448	Clothing & clothing accessories stores .....	6 623	21 662	89 112	512	173	162	96	60	14	6	—	1	—
4481	Clothing stores .....	5 086	15 158	62 404	291	86	70	67	48	13	6	—	1	—
44811	Men's clothing stores .....	281	1 665	6 028	39	16	10	12	1	—	—	—	—	—
448110	Men's clothing stores .....	281	1 665	6 028	39	16	10	12	1	—	—	—	—	—
44812	Women's clothing stores .....	1 447	3 849	16 417	129	33	41	33	21	—	1	—	—	—
448120	Women's clothing stores .....	1 447	3 849	16 417	129	33	41	33	21	—	1	—	—	—
44813	Children's & infants' clothing stores .....	337	757	3 124	19	5	1	5	7	1	—	—	—	—
448130	Children's & infants' clothing stores .....	337	757	3 124	19	5	1	5	7	1	—	—	—	—
44814	Family clothing stores .....	2 469	6 947	28 799	53	11	4	10	12	10	5	—	1	—
448140	Family clothing stores .....	2 469	6 947	28 799	53	11	4	10	12	10	5	—	1	—
44819	Other clothing stores .....	510	1 821	7 376	37	12	9	7	7	2	—	—	—	—
448190	Other clothing stores .....	510	1 821	7 376	37	12	9	7	7	2	—	—	—	—
4482	Shoe stores .....	814	2 656	10 804	105	39	44	13	8	1	—	—	—	—
44821	Shoe stores .....	814	2 656	10 804	105	39	44	13	8	1	—	—	—	—
448210	Shoe stores .....	814	2 656	10 804	105	39	44	13	8	1	—	—	—	—
4483	Jewelry, luggage & leather goods stores .....	723	3 848	15 904	116	48	48	16	4	—	—	—	—	—
44831	Jewelry stores .....	668	3 612	14 906	108	47	41	16	4	—	—	—	—	—
448310	Jewelry stores .....	668	3 612	14 906	108	47	41	16	4	—	—	—	—	—
451	Sporting goods, hobby, book & music stores .....	2 686	8 745	37 994	222	82	66	44	23	5	1	1	—	—
4511	Sporting goods, hobby, musical instrument stores .....	1 921	6 701	29 633	144	53	44	25	17	3	1	1	—	—
45111	Sporting goods stores .....	871	2 981	13 354	65	31	17	13	1	1	1	1	—	—
451110	Sporting goods stores .....	871	2 981	13 354	65	31	17	13	1	1	1	1	—	—
45112	Hobby, toy & game stores .....	635	1 811	8 622	44	12	14	4	14	—	—	—	—	—
451120	Hobby, toy & game stores .....	635	1 811	8 622	44	12	14	4	14	—	—	—	—	—
45113	Sewing, needlework & piece goods stores .....	163	489	2 035	16	4	5	6	1	—	—	—	—	—
451130	Sewing, needlework & piece goods stores .....	163	489	2 035	16	4	5	6	1	—	—	—	—	—
45114	Musical instrument & supplies stores .....	252	1 420	5 622	19	6	8	2	1	2	—	—	—	—
451140	Musical instrument & supplies stores .....	252	1 420	5 622	19	6	8	2	1	2	—	—	—	—
4512	Book, periodical & music stores .....	765	2 044	8 361	78	29	22	19	6	2	—	—	—	—
45121	Book stores & news dealers .....	512	1 350	5 639	46	21	7	11	5	2	—	—	—	—
451211	Book stores .....	491	1 250	5 179	37	12	7	11	5	2	—	—	—	—
45122	Prerecorded tape, CD & record stores .....	253	694	2 722	32	8	15	8	1	—	—	—	—	—
451220	Prerecorded tape, CD & record stores .....	253	694	2 722	32	8	15	8	1	—	—	—	—	—
452	General merchandise stores .....	10 603	36 837	161 663	127	22	31	18	5	8	32	7	4	—
4521	Department stores .....	7 299	26 149	114 027	43	2	—	—	—	5	29	6	1	—
45211	Department stores .....	7 299	26 149	114 027	43	2	—	—	—	5	29	6	1	—
452110	Department stores .....	7 299	26 149	114 027	43	2	—	—	—	5	29	6	1	—
4529	Other general merchandise stores .....	3 304	10 688	47 636	84	20	31	18	5	3	3	1	3	—
45291	Warehouse clubs & superstores .....	(G)	(D)	(D)	7	—	—	—	—	—	3	1	3	—
45299	All other general merchandise stores .....	(F)	(D)	(D)	77	20	31	18	5	3	—	—	—	—
453	Miscellaneous store retailers .....	4 123	16 222	70 143	432	199	98	72	60	2	1	—	—	—
4531	Florists .....	542	1 931	8 774	72	35	21	9	7	—	—	—	—	—
45311	Florists .....	542	1 931	8 774	72	35	21	9	7	—	—	—	—	—
453110	Florists .....	542	1 931	8 774	72	35	21	9	7	—	—	—	—	—
4532	Office supplies, stationery & gift stores .....	1 688	5 855	23 824	135	47	34	26	26	1	1	—	—	—
45321	Office supplies & stationery stores .....	806	3 663	14 442	37	11	5	4	15	1	1	—	—	—
453210	Office supplies & stationery stores .....	806	3 663	14 442	37	11	5	4	15	1	1	—	—	—
45322	Gift, novelty & souvenir stores .....	882	2 192	9 382	98	36	29	22	11	—	—	—	—	—
453220	Gift, novelty & souvenir stores .....	882	2 192	9 382	98	36	29	22	11	—	—	—	—	—
4533	Used merchandise stores .....	789	2 369	9 582	72	31	16	11	13	1	—	—	—	—
45331	Used merchandise stores .....	789	2 369	9 582	72	31	16	11	13	1	—	—	—	—
453310	Used merchandise stores .....	789	2 369	9 582	72	31	16	11	13	1	—	—	—	—
4539	Other miscellaneous store retailers .....	1 104	6 067	27 963	153	86	27	26	14	—	—	—	—	—
45391	Pet & pet supplies stores .....	360	1 327	5 533	30	9	5	8	8	—	—	—	—	—
453910	Pet & pet supplies stores .....	360	1 327	5 533	30	9	5	8	8	—	—	—	—	—
45399	All other miscellaneous store retailers .....	619	3 705	18 305	103	67	15	16	5	—	—	—	—	—
453998	All other misc store retailers (exc tobacco) .....	537	3 459	17 231	78	48	9	16	5	—	—	—	—	—
454	Nonstore retailers .....	4 888	30 628	127 055	143	82	19	20	15	1	4	—	—	2
4541	Electronic shopping & mail-order houses .....	3 686	23 390	95 522	35	12	8	6	7	—	—	—	—	2
45411	Electronic shopping & mail-order houses .....	3 686	23 390	95 522	35	12	8	6	7	—	—	—	—	2
454110	Electronic shopping & mail-order houses .....	3 686	23 390	95 522	35	12	8	6	7	—	—	—	—	2
4542	Vending machine operators .....	659	4 047	18 132	38	24	5	3	2	1	3	—	—	—
45421	Vending machine operators .....	659	4 047	18 132	38	24	5	3	2	1	3	—	—	—
454210	Vending machine operators .....	659	4 047	18 132	38	24	5	3	2	1	3	—	—	—
4543	Direct selling establishments .....	543	3 191	13 401	70	46	6	11	6	—	1	—	—	—
45439	Other direct selling establishments .....	464	2 690	11 245	62	42	5	10	4	—	1	—	—	—
454390	Other direct selling establishments .....	464	2 690	11 245	62	42	5	10	4	—	1	—	—	—

See footnotes at end of table.

**Table 6. Counties—Employees, Payroll, and Establishments by Industry: 2000—Con.**

[Excludes most government employees, railroad employees, and self-employed persons. Size class 1 to 4 includes establishments with payroll, but no employees, during mid-March pay period. (D) denotes figures withheld to avoid disclosing data for individual companies; the data are included in broader industry totals. Detailed industries with 100 or more employees are shown if industry was not a (D). For explanation of terms, abbreviations, and data reliability/comparability, see introductory text]

NAICS code	Industry	Number of employees for week including March 12	Payroll (\$1,000)		Total number of establishments	Number of establishments by employment-size class									
			First quarter	Annual		1 to 4	5 to 9	10 to 19	20 to 49	50 to 99	100 to 249	250 to 499	500 to 999	1,000 or more	
<b>MARION—Con.</b>															
<b>48-49</b>	<b>Transportation &amp; warehousing</b>	<b>41 086</b>	<b>299 830</b>	<b>1 280 842</b>	<b>596</b>	<b>246</b>	<b>86</b>	<b>89</b>	<b>72</b>	<b>51</b>	<b>32</b>	<b>10</b>	<b>4</b>	<b>6</b>	
481	Air transportation	7 572	75 269	315 352	22	5	3	1	2	5	1	2	1	2	
4811	Scheduled air transportation	(I)	(D)	(D)	17	3	2	—	1	5	1	2	1	2	
48111	Scheduled air transportation	(I)	(D)	(D)	17	3	2	—	1	5	1	2	1	2	
484	Truck transportation	11 814	112 011	467 956	319	140	45	46	42	23	15	4	3	1	
4841	General freight trucking	9 396	84 021	348 139	188	84	25	24	21	16	11	3	3	1	
48411	General freight trucking, local	634	4 681	22 020	59	36	9	8	4	1	1	—	—	—	
484110	General freight trucking, local	634	4 681	22 020	59	36	9	8	4	1	1	—	—	—	
48412	General freight trucking, long-distance	8 762	79 340	326 119	129	48	16	16	17	15	10	3	3	1	
484121	General freight trucking, long-distance, TL	5 326	45 329	182 505	91	38	12	10	12	9	7	2	—	1	
484122	General freight trucking, long-distance, LTL	3 436	34 011	143 614	38	10	4	6	5	6	3	1	3	—	
4842	Specialized freight trucking	2 418	27 990	119 817	131	56	20	22	21	7	4	1	—	—	
48421	Used household & office goods moving	1 244	19 517	80 797	43	8	8	12	10	1	3	1	—	—	
484210	Used household & office goods moving	1 244	19 517	80 797	43	8	8	12	10	1	3	1	—	—	
48422	Specialized freight (exc used) trucking, local	950	6 641	30 791	68	38	8	9	7	5	1	—	—	—	
484220	Specialized freight (exc used) trucking, local	950	6 641	30 791	68	38	8	9	7	5	1	—	—	—	
48423	Specialized freight (exc used) trucking, LDist	224	1 832	8 229	20	10	4	1	4	1	—	—	—	—	
484230	Specialized freight (exc used) trucking, LDist	224	1 832	8 229	20	10	4	1	4	1	—	—	—	—	
485	Transit & ground passenger transportation	1 058	3 690	15 558	34	14	2	7	4	5	2	—	—	—	
4852	Interurban & rural bus transportation	(C)	(D)	(D)	3	1	—	—	1	1	—	—	—	—	
48521	Interurban & rural bus transportation	(C)	(D)	(D)	3	1	—	—	1	1	—	—	—	—	
4853	Taxi & limousine service	(C)	(D)	(D)	14	10	2	—	1	1	—	—	—	—	
4854	School & employee bus transportation	(E)	(D)	(D)	3	—	—	—	1	1	—	—	—	—	
48541	School & employee bus transportation	(E)	(D)	(D)	3	—	—	—	1	1	—	—	—	—	
4855	Charter bus industry	153	489	1 979	5	—	—	4	—	1	—	—	—	—	
48551	Charter bus industry	153	489	1 979	5	—	—	4	—	1	—	—	—	—	
485510	Charter bus industry	153	489	1 979	5	—	—	4	—	1	—	—	—	—	
4859	Oth transit & ground passenger transportation	300	990	4 658	7	3	—	1	1	1	1	—	—	—	
48599	Oth transit & ground passenger transportation	300	990	4 658	7	3	—	1	1	1	1	—	—	—	
488	Transportation support activities	3 918	24 056	96 548	114	46	23	21	13	6	3	1	—	1	
4881	Air transportation support activities	(G)	(D)	(D)	12	6	—	1	1	2	—	1	—	1	
48811	Airport operations	2 040	9 584	35 766	6	2	—	—	1	2	—	—	—	1	
488119	Other airport operations	2 040	9 584	35 766	6	2	—	—	1	2	—	—	—	1	
48819	Other air transportation support activities	(E)	(D)	(D)	6	4	—	1	—	—	—	1	—	—	
4884	Road transportation support activities	(E)	(D)	(D)	22	10	4	5	2	1	—	—	—	—	
48841	Motor vehicle towing	249	1 487	6 337	21	9	4	5	2	1	—	—	—	—	
488410	Motor vehicle towing	249	1 487	6 337	21	9	4	5	2	1	—	—	—	—	
4885	Freight transportation arrangement	1 003	8 411	35 806	65	25	17	12	6	2	3	—	—	—	
48851	Freight transportation arrangement	1 003	8 411	35 806	65	25	17	12	6	2	3	—	—	—	
488510	Freight transportation arrangement	1 003	8 411	35 806	65	25	17	12	6	2	3	—	—	—	
4889	Other transportation support activities	192	1 169	5 018	13	5	2	2	3	1	—	—	—	—	
48899	Other transportation support activities	192	1 169	5 018	13	5	2	2	3	1	—	—	—	—	
492	Couriers & messengers	14 660	72 133	334 171	65	31	7	6	4	8	7	—	—	2	
4921	Couriers	14 493	71 164	330 305	36	13	3	1	2	8	7	—	—	2	
49211	Couriers	14 493	71 164	330 305	36	13	3	1	2	8	7	—	—	2	
492110	Couriers	14 493	71 164	330 305	36	13	3	1	2	8	7	—	—	2	
4922	Local messengers & local delivery	167	969	3 866	29	18	4	5	2	—	—	—	—	—	
49221	Local messengers & local delivery	167	969	3 866	29	18	4	5	2	—	—	—	—	—	
492210	Local messengers & local delivery	167	969	3 866	29	18	4	5	2	—	—	—	—	—	
493	Warehousing & storage	1 986	11 705	47 939	33	6	5	5	6	4	4	3	—	—	
4931	Warehousing & storage	1 986	11 705	47 939	33	6	5	5	6	4	4	3	—	—	
49311	General warehousing & storage	1 432	8 504	35 139	22	3	4	3	4	3	3	2	—	—	
493110	General warehousing & storage	1 432	8 504	35 139	22	3	4	3	4	3	3	2	—	—	
49312	Refrigerated warehousing & storage	411	2 796	11 164	6	1	—	2	1	1	—	1	—	—	
493120	Refrigerated warehousing & storage	411	2 796	11 164	6	1	—	2	1	1	—	1	—	—	
49319	Other warehousing & storage	143	405	1 636	5	2	1	—	1	—	1	—	—	—	
493190	Other warehousing & storage	143	405	1 636	5	2	1	—	1	—	1	—	—	—	
<b>51</b>	<b>Information</b>	<b>14 507</b>	<b>176 126</b>	<b>673 321</b>	<b>535</b>	<b>262</b>	<b>63</b>	<b>79</b>	<b>66</b>	<b>38</b>	<b>16</b>	<b>7</b>	<b>3</b>	<b>1</b>	
511	Publishing industries	4 203	48 600	197 085	102	42	14	16	16	6	5	2	—	1	
5111	Newspaper, periodical, book, database publishers	3 450	36 509	145 316	67	21	13	12	10	5	4	1	—	1	
51111	Newspaper publishers	1 645	15 863	64 589	19	5	7	3	3	—	—	—	—	1	
511110	Newspaper publishers	1 645	15 863	64 589	19	5	7	3	3	—	—	—	—	1	
51112	Periodical publishers	319	3 414	13 148	24	10	5	4	3	2	—	—	—	—	
511120	Periodical publishers	319	3 414	13 148	24	10	5	4	3	2	—	—	—	—	
51113	Book publishers	730	9 215	29 876	6	—	—	1	1	2	1	1	—	—	
511130	Book publishers	730	9 215	29 876	6	—	—	1	1	2	1	1	—	—	
51114	Database and directory publishers	283	3 915	20 784	4	1	—	1	—	—	2	—	—	—	
511140	Database and directory publishers	283	3 915	20 784	4	1	—	1	—	—	2	—	—	—	
51119	Other publishers	473	4 102	16 919	14	5	1	3	3	1	1	—	—	—	
511199	All other publishers	473	4 102	16 919	14	5	1	3	3	1	1	—	—	—	
5112	Software publishers	753	12 091	51 769	35	21	1	4	6	1	1	1	—	—	
51121	Software publishers	753	12 091	51 769	35	21	1	4	6	1	1	1	—	—	
511210	Software publishers	753	12 091	51 769	35	21	1	4	6	1	1	1	—	—	
512	Motion picture & sound recording industries	940	4 000	16 542	75	47	4	4	16	4	—	—	—	—	
5121	Motion picture & video industries	883	3 709	15 325	67	42	2	4	15	4	—	—	—	—	
51211	Motion picture & video production	139	1 691	5 876	32	26	2	2	2	—	—	—	—	—	
512110	Motion picture & video production	139	1 691	5 876	32	26	2	2	2	—	—	—	—	—	
51213	Motion picture & video exhibition	632	1 090	4 699	22	7	—	—	2	9	4	—	—	—	
51219	Postprod & other movie & video industries	(C)	(D)	(D)	12	8	—	—	4	—	—	—	—	—	

See footnotes at end of table.

**Table 6. Counties—Employees, Payroll, and Establishments by Industry: 2000—Con.**

[Excludes most government employees, railroad employees, and self-employed persons. Size class 1 to 4 includes establishments with payroll, but no employees, during mid-March pay period. (D) denotes figures withheld to avoid disclosing data for individual companies; the data are included in broader industry totals. Detailed industries with 100 or more employees are shown if industry was not a (D). For explanation of terms, abbreviations, and data reliability/comparability, see introductory text]

NAICS code	Industry	Number of employees for week including March 12	Payroll (\$1,000)		Total number of establishments	Number of establishments by employment-size class								
			First quarter	Annual		1 to 4	5 to 9	10 to 19	20 to 49	50 to 99	100 to 249	250 to 499	500 to 999	1,000 or more
<b>MARION—Con.</b>														
<b>51 Information—Con.</b>														
513	Broadcasting & telecommunications	7 423	102 520	375 535	264	130	33	46	21	20	7	4	3	—
5131	Radio & television broadcasting	1 488	18 272	76 856	32	7	—	8	6	7	4	—	—	—
51311	Radio broadcasting	647	6 931	28 974	25	7	—	7	6	5	—	—	—	—
51312	Radio stations	647	6 931	28 974	25	7	—	7	6	5	—	—	—	—
51312	Television broadcasting	841	11 341	47 882	7	—	—	1	—	2	4	—	—	—
513120	Television broadcasting	841	11 341	47 882	7	—	—	1	—	2	4	—	—	—
5132	Cable networks & program distribution	539	7 443	21 874	12	9	—	1	—	—	1	1	—	—
51322	Cable & other program distribution	(F)	(D)	(D)	8	5	—	1	—	—	1	1	—	—
5133	Telecommunications	5 396	76 805	276 805	220	114	33	37	15	13	2	3	3	—
51331	Wired telecommunications carriers	4 304	67 548	235 127	144	71	21	23	11	11	2	3	2	—
513310	Wired telecommunications carriers	4 304	67 548	235 127	144	71	21	23	11	11	2	3	2	—
51332	Wireless telecom carriers (exc satellite)	963	7 945	36 833	58	33	12	8	2	2	—	—	1	—
513321	Paging	681	5 032	20 866	28	15	6	5	1	—	—	—	1	—
513322	Cellular & other wireless telecommunications	282	2 913	15 967	30	18	6	3	1	2	—	—	—	—
51333	Telecommunications resellers	103	1 035	4 496	12	6	—	4	2	—	—	—	—	—
513330	Telecommunications resellers	103	1 035	4 496	12	6	—	4	2	—	—	—	—	—
514	Information & data processing services	1 941	21 006	84 159	94	43	12	13	13	8	4	1	—	—
5141	Information services	758	9 288	38 913	42	22	4	4	6	4	2	—	—	—
51419	Other information services	651	8 398	35 212	34	17	4	3	5	3	2	—	—	—
5142	Data processing services	1 183	11 718	45 246	52	21	8	9	7	4	2	1	—	—
51421	Data processing services	1 183	11 718	45 246	52	21	8	9	7	4	2	1	—	—
514210	Data processing services	1 183	11 718	45 246	52	21	8	9	7	4	2	1	—	—
<b>52</b>	<b>Finance &amp; insurance</b>	<b>33 770</b>	<b>434 324</b>	<b>1 562 853</b>	<b>1 958</b>	<b>1 053</b>	<b>446</b>	<b>203</b>	<b>124</b>	<b>59</b>	<b>52</b>	<b>13</b>	<b>5</b>	<b>3</b>
522	Credit intermediation & related activities	13 976	146 434	528 052	829	360	268	98	58	20	16	4	4	1
5221	Depository credit intermediation	8 779	86 966	302 656	413	127	160	62	34	13	10	4	2	1
52211	Commercial banking	7 077	70 145	239 980	319	99	120	49	26	12	7	4	1	1
522110	Commercial banking	7 077	70 145	239 980	319	99	120	49	26	12	7	4	1	1
52212	Savings institutions	886	11 077	39 154	26	9	10	2	3	—	1	—	1	—
522120	Savings institutions	886	11 077	39 154	26	9	10	2	3	—	1	—	1	—
52213	Credit unions	816	5 744	23 522	68	19	30	11	5	1	2	—	—	—
522130	Credit unions	816	5 744	23 522	68	19	30	11	5	1	2	—	—	—
5222	Nondepository credit intermediation	4 110	50 826	185 231	260	121	84	27	18	3	5	—	2	—
52222	Sales financing	(F)	(D)	(D)	36	17	9	2	5	1	2	—	—	—
52229	Other nondepository credit intermediation	3 350	42 251	156 538	222	103	74	25	13	2	3	—	2	—
522291	Consumer lending	1 932	23 983	90 857	65	35	20	3	2	2	1	—	2	—
522292	Real estate credit	1 013	12 576	47 349	116	55	31	20	9	—	1	—	—	—
522298	All oth nondepository credit intermediation	388	5 476	17 391	37	11	22	1	2	—	1	—	—	—
5223	Activities related to credit intermediation	1 087	8 642	40 165	156	112	24	9	6	4	1	—	—	—
52231	Mortgage & nonmortgage brokers	714	6 129	28 359	89	61	13	8	3	3	1	—	—	—
522310	Mortgage & nonmortgage brokers	714	6 129	28 359	89	61	13	8	3	3	1	—	—	—
52232	Financial clearinghouse & reserve activities	(C)	(D)	(D)	5	3	—	—	1	1	—	—	—	—
52239	Other credit intermediation activities	(E)	(D)	(D)	62	48	11	1	2	—	—	—	—	—
523	Security, commodity contracts & like activity	3 356	70 552	237 901	271	183	32	29	13	5	7	2	—	—
5231	Scrtys & comdty contracts intermed & brokerage	1 506	46 394	154 568	132	89	17	10	8	3	5	—	—	—
52311	Investment banking & securities dealing	416	11 098	39 477	23	10	5	5	—	1	2	—	—	—
523110	Investment banking & securities dealing	416	11 098	39 477	23	10	5	5	—	1	2	—	—	—
52312	Securities brokerage	1 003	33 594	107 760	104	78	10	5	6	2	3	—	—	—
523120	Securities brokerage	1 003	33 594	107 760	104	78	10	5	6	2	3	—	—	—
5239	Other financial investment activities	1 850	24 158	83 333	139	94	15	19	5	2	2	2	—	—
52392	Portfolio management	867	12 212	36 688	58	36	7	11	1	1	1	—	—	—
523920	Portfolio management	867	12 212	36 688	58	36	7	11	1	1	1	—	—	—
52393	Investment advice	223	2 250	9 416	55	41	7	5	2	—	—	—	—	—
523930	Investment advice	223	2 250	9 416	55	41	7	5	2	—	—	—	—	—
52399	All other financial investment activities	696	7 845	30 970	16	10	1	1	1	1	1	—	—	—
524	Insurance carriers & related activities	16 372	216 304	792 760	846	503	144	73	53	34	29	7	1	2
5241	Insurance carriers	10 976	163 980	577 980	280	105	57	34	31	25	22	4	—	2
52411	Direct life, health, medical insurance carriers	6 059	105 336	358 857	133	45	32	16	13	11	12	3	—	1
524113	Direct life Insurance carriers	3 923	69 360	233 251	81	22	23	11	10	7	6	1	—	1
524114	Direct health & medical insurance carriers	2 136	35 976	125 606	52	23	9	5	3	4	6	2	—	—
52412	Other direct insurance carriers	(H)	(D)	(D)	146	60	25	18	14	9	1	—	—	1
524126	Direct property & casualty insurance carriers	4 390	53 417	197 039	127	54	20	16	14	13	8	1	—	1
52413	Reinsurance carriers	(C)	(D)	(D)	1	—	—	—	—	—	1	—	—	—
5242	Agencies & other insurance related activities	5 396	52 324	214 780	566	398	87	39	22	9	7	3	1	—
52421	Insurance agencies & brokerages	2 949	29 679	115 374	478	357	72	26	13	6	3	1	—	—
524210	Insurance agencies & brokerages	2 949	29 679	115 374	478	357	72	26	13	6	3	1	—	—
52429	Other insurance related activities	2 447	22 645	99 406	88	41	15	13	9	3	4	2	1	—
524291	Claims adjusting	261	3 051	16 837	21	10	5	4	—	1	1	—	—	—
524292	Insurance & pension funds, third party admin	2 058	18 132	76 481	50	22	7	6	7	2	3	2	1	—
524298	All other insurance related activities	128	1 462	6 088	17	9	3	3	2	—	—	—	—	—
<b>53</b>	<b>Real estate &amp; rental &amp; leasing</b>	<b>10 657</b>	<b>76 796</b>	<b>320 003</b>	<b>1 133</b>	<b>672</b>	<b>235</b>	<b>137</b>	<b>56</b>	<b>16</b>	<b>14</b>	<b>2</b>	<b>1</b>	<b>—</b>
531	Real estate	6 987	51 280	215 534	857	589	133	85	31	8	8	2	1	—
5311	Lessors of real estate	1 568	9 473	43 248	359	251	70	25	13	—	—	—	—	—
53111	Lessors of residential buildings & dwellings	852	4 551	19 481	174	106	42	19	7	—	—	—	—	—
531110	Lessors of residential buildings & dwellings	852	4 551	19 481	174	106	42	19	7	—	—	—	—	—
53112	Lessors of nonres bldg (exc miniwarehouses)	504	3 996	18 786	111	78	23	5	5	—	—	—	—	—
531120	Lessors of nonres bldg (exc miniwarehouses)	504	3 996	18 786	111	78	23	5	5	—	—	—	—	—
53113	Lessors of miniwarehouses & self storage units	140	554	3 214	55	53	1	—	1	—	—	—	—	—
531130	Lessors of miniwarehouses & self storage units	140	554	3 214	55	53	1	—	1	—	—	—	—	—

See footnotes at end of table.

**Table 6. Counties—Employees, Payroll, and Establishments by Industry: 2000—Con.**

[Excludes most government employees, railroad employees, and self-employed persons. Size class 1 to 4 includes establishments with payroll, but no employees, during mid-March pay period. (D) denotes figures withheld to avoid disclosing data for individual companies; the data are included in broader industry totals. Detailed industries with 100 or more employees are shown if industry was not a (D). For explanation of terms, abbreviations, and data reliability/comparability, see introductory text]

NAICS code	Industry	Number of employees for week including March 12	Payroll (\$1,000)		Total number of establishments	Number of establishments by employment-size class																		
			First quarter	Annual		1 to 4	5 to 9	10 to 19	20 to 49	50 to 99	100 to 249	250 to 499	500 to 999	1,000 or more										
<b>MARION—Con.</b>																								
<b>53</b>	<b>Real estate &amp; rental &amp; leasing—Con.</b>																							
	Real estate—Con.																							
531	Offices of real estate agents & brokers	1 031	10 180	37 444	187	149	16	14	5	2	1	—	—	—	—	—	—	—						
5312	Offices of real estate agents & brokers	1 031	10 180	37 444	187	149	16	14	5	2	1	—	—	—	—	—	—	—						
531210	Offices of real estate agents & brokers	1 031	10 180	37 444	187	149	16	14	5	2	1	—	—	—	—	—	—	—						
5313	Activities related to real estate	4 388	31 627	134 842	311	189	47	46	13	6	7	2	1	—	—	—	—	—						
53131	Real estate property managers	4 130	29 225	123 854	201	94	38	40	13	6	7	2	1	—	—	—	—	—						
531311	Residential property managers	3 221	21 286	91 134	153	74	30	29	8	3	7	1	1	—	—	—	—	—						
531312	Nonresidential property managers	909	7 939	32 720	48	20	8	11	5	3	—	—	—	—	—	—	—	—						
53132	Offices of real estate appraisers	141	1 223	5 752	65	57	6	2	—	—	—	—	—	—	—	—	—	—						
531320	Offices of real estate appraisers	141	1 223	5 752	65	57	6	2	—	—	—	—	—	—	—	—	—	—						
53139	Other activities related to real estate	117	1 179	5 236	45	38	3	4	—	—	—	—	—	—	—	—	—	—						
531390	Other activities related to real estate	117	1 179	5 236	45	38	3	4	—	—	—	—	—	—	—	—	—	—						
532	Rental & leasing services	3 535	22 536	93 054	269	81	99	52	24	7	6	—	—	—	—	—	—	—						
5321	Automotive equipment rental & leasing	1 306	8 536	34 763	68	26	24	4	6	4	4	—	—	—	—	—	—	—						
53211	Passenger car rental & leasing	729	3 796	15 899	33	11	13	1	3	3	2	—	—	—	—	—	—	—						
532111	Passenger car rental	708	3 593	14 940	28	9	10	1	3	3	2	—	—	—	—	—	—	—						
53212	Truck, utility trailer & RV rental & leasing	577	4 740	18 864	35	15	11	3	3	1	2	—	—	—	—	—	—	—						
532120	Truck, utility trailer & RV rental & leasing	577	4 740	18 864	35	15	11	3	3	1	2	—	—	—	—	—	—	—						
5322	Consumer goods rental	1 573	7 704	32 861	130	34	45	36	11	2	2	—	—	—	—	—	—	—						
53221	Consumer electronics & appliances rental	248	1 883	7 757	25	6	17	1	—	—	1	—	—	—	—	—	—	—						
532210	Consumer electronics & appliances rental	248	1 883	7 757	25	6	17	1	—	—	1	—	—	—	—	—	—	—						
53222	Formal wear & costume rental	142	493	2 065	11	6	1	2	1	1	—	—	—	—	—	—	—	—						
532220	Formal wear & costume rental	142	493	2 065	11	6	1	2	1	1	—	—	—	—	—	—	—	—						
53223	Video tape & disc rental	630	1 565	6 811	65	14	19	26	6	—	—	—	—	—	—	—	—	—						
532230	Video tape & disc rental	630	1 565	6 811	65	14	19	26	6	—	—	—	—	—	—	—	—	—						
53229	Other consumer goods rental	553	3 763	16 228	29	8	8	7	4	1	1	—	—	—	—	—	—	—						
532291	Home health equipment rental	358	2 602	11 199	13	1	5	5	1	—	1	—	—	—	—	—	—	—						
532299	All other consumer goods rental	195	1 161	5 029	16	7	3	2	3	1	—	—	—	—	—	—	—	—						
5323	General rental centers	148	1 108	4 757	29	7	20	2	—	—	—	—	—	—	—	—	—	—						
53231	General rental centers	148	1 108	4 757	29	7	20	2	—	—	—	—	—	—	—	—	—	—						
532310	General rental centers	148	1 108	4 757	29	7	20	2	—	—	—	—	—	—	—	—	—	—						
5324	Commercial, industrial equip rental & leasing	508	5 188	20 673	42	14	10	10	7	1	—	—	—	—	—	—	—	—						
53241	Const, trans, mining equip rental & leasing	322	2 882	11 639	20	4	5	5	5	1	—	—	—	—	—	—	—	—						
53249	Oth commercial, industrial equip rental, lease	157	1 600	6 330	17	8	3	4	2	—	—	—	—	—	—	—	—	—						
532490	Oth commercial, industrial equip rental, lease	157	1 600	6 330	17	8	3	4	2	—	—	—	—	—	—	—	—	—						
533	Lessors of other nonfinancial intangible asset	135	2 980	11 415	7	2	3	—	1	1	—	—	—	—	—	—	—	—						
5331	Lessors of other nonfinancial intangible asset	135	2 980	11 415	7	2	3	—	1	1	—	—	—	—	—	—	—	—						
53311	Lessors of other nonfinancial intangible asset	135	2 980	11 415	7	2	3	—	1	1	—	—	—	—	—	—	—	—						
533110	Lessors of other nonfinancial intangible asset	135	2 980	11 415	7	2	3	—	1	1	—	—	—	—	—	—	—	—						
<b>54</b>	<b>Professional, scientific &amp; technical services</b>	<b>29 874</b>	<b>327 063</b>	<b>1 393 139</b>	<b>2 621</b>	<b>1 643</b>	<b>395</b>	<b>276</b>	<b>178</b>	<b>76</b>	<b>42</b>	<b>10</b>	<b>—</b>	<b>—</b>	<b>—</b>	<b>—</b>	<b>—</b>	<b>1</b>						
541	Professional, scientific & technical services	29 874	327 063	1 393 139	2 621	1 643	395	276	178	76	42	10	—	—	—	—	—	1						
5411	Legal services	5 278	60 029	260 023	579	388	94	52	26	11	5	3	—	—	—	—	—	—						
54111	Offices of lawyers	4 823	55 914	243 925	536	366	82	47	23	11	4	3	—	—	—	—	—	—						
541110	Offices of lawyers	4 823	55 914	243 925	536	366	82	47	23	11	4	3	—	—	—	—	—	—						
54119	Other legal services	455	4 115	16 098	43	22	12	5	3	—	1	—	—	—	—	—	—	—						
541191	Title abstract & settlement offices	418	3 880	15 272	34	17	8	5	3	—	1	—	—	—	—	—	—	—						
5412	Accounting, tax prep, bookkeep, payroll services	4 443	39 384	159 301	321	213	42	24	22	9	8	3	—	—	—	—	—	—						
54121	Accounting, tax prep, bookkeep, payroll services	4 443	39 384	159 301	321	213	42	24	22	9	8	3	—	—	—	—	—	—						
541211	Offices of certified public accountants	2 434	30 867	129 797	174	107	29	14	12	5	6	1	—	—	—	—	—	—						
541213	Tax preparation services	1 111	2 980	6 553	44	30	7	1	3	—	1	2	—	—	—	—	—	—						
541214	Payroll services	398	2 168	9 038	17	9	—	1	4	3	—	—	—	—	—	—	—	—						
541219	Other accounting services	500	3 369	13 913	86	67	6	8	3	1	1	—	—	—	—	—	—	—						
5413	Architectural, engineering & related services	6 140	73 229	319 897	398	193	69	64	41	19	10	2	—	—	—	—	—	—						
54131	Architectural services	1 177	14 130	59 437	91	43	25	11	4	6	2	—	—	—	—	—	—	—						
541310	Architectural services	1 177	14 130	59 437	91	43	25	11	4	6	2	—	—	—	—	—	—	—						
54133	Engineering services	4 207	52 176	229 574	234	106	34	44	28	13	7	2	—	—	—	—	—	—						
541330	Engineering services	4 207	52 176	229 574	234	106	34	44	28	13	7	2	—	—	—	—	—	—						
54137	Surveying, mapping (exc geophysical) services	368	3 618	16 104	12	4	4	1	2	—	1	—	—	—	—	—	—	—						
541370	Surveying, mapping (exc geophysical) services	368	3 618	16 104	12	4	4	1	2	—	1	—	—	—	—	—	—	—						
54138	Testing laboratories	250	2 447	11 011	27	12	5	5	5	—	—	—	—	—	—	—	—	—						
541380	Testing laboratories	250	2 447	11 011	27	12	5	5	5	—	—	—	—	—	—	—	—	—						
5414	Specialized design services	864	7 670	31 261	126	87	23	11	2	2	1	—	—	—	—	—	—	—						
54141	Interior design services	190	1 408	6 516	45	33	10	1	—	1	—	—	—	—	—	—	—	—						
541410	Interior design services	190	1 408	6 516	45	33	10	1	—	1	—	—	—	—	—	—	—	—						
54142	Industrial design services (E) (D)	—	—	—	6	4	—	1	—	—	1	—	—	—	—	—	—	—						
54143	Graphic design services	405	3 121	13 120	73	49	12	9	2	1	—	—	—	—	—	—	—	—						
541430	Graphic design services	405	3 121	13 120	73	49	12	9	2	1	—	—	—	—	—	—	—	—						
5415	Computer systems design & related services	5 240	75 109	304 763	367	229	46	37	27	16	10	2	—	—	—	—	—	—						
54151	Computer systems design & related services	5 240	75 109	304 763	367	229	46	37	27	16	10	2	—	—	—	—	—	—						
541511	Custom computer programming services	2 400	35 128	149 917	150	87	17	16	9	5	—	—	—	—	—	—	—	—						
541512	Computer systems design services	2 171	31 865	120 728	144	89	18	16	11	5	3	2												

**Table 6. Counties—Employees, Payroll, and Establishments by Industry: 2000—Con.**

[Excludes most government employees, railroad employees, and self-employed persons. Size class 1 to 4 includes establishments with payroll, but no employees, during mid-March pay period. (D) denotes figures withheld to avoid disclosing data for individual companies; the data are included in broader industry totals. Detailed industries with 100 or more employees are shown if industry was not a (D). For explanation of terms, abbreviations, and data reliability/comparability, see introductory text]

NAICS code	Industry	Number of employees for week including March 12	Payroll (\$1,000)		Total number of establishments	Number of establishments by employment-size class									
			First quarter	Annual		1 to 4	5 to 9	10 to 19	20 to 49	50 to 99	100 to 249	250 to 499	500 to 999	1,000 or more	
<b>MARION—Con.</b>															
<b>54</b>	<b>Professional, scientific &amp; technical services—Con.</b>														
541	Professional, scientific & technical services—Con.														
5416	Management, sci & tech consulting services—Con.														
54162	Environmental consulting services	339	3 260	15 839	38	22	7	5	2	2	—	—	—	—	
541620	Environmental consulting services	339	3 260	15 839	38	22	7	5	2	2	—	—	—	—	
54169	Oth scientific & technical consulting services	305	3 890	28 108	65	52	2	7	3	1	—	—	—	—	
541690	Oth scientific & technical consulting services	305	3 890	28 108	65	52	2	7	3	1	—	—	—	—	
5417	Scientific R&D services	1 422	12 893	56 438	29	13	5	4	4	2	—	—	—	1	
54171	R&D in physical, engineering & life sciences	1 315	11 992	52 727	24	11	5	3	2	2	—	—	—	1	
541710	R&D in physical, engineering & life sciences	1 315	11 992	52 727	24	11	5	3	2	2	—	—	—	1	
54172	R&D in social sciences & humanities	107	901	3 711	5	2	—	1	2	—	—	—	—	—	
541720	R&D in social sciences & humanities	107	901	3 711	5	2	—	1	2	—	—	—	—	—	
5418	Advertising & related services	1 873	16 202	69 635	165	84	36	17	21	4	3	—	—	—	
54181	Advertising agencies	552	6 147	26 492	59	31	13	6	6	3	—	—	—	—	
541810	Advertising agencies	552	6 147	26 492	59	31	13	6	6	3	—	—	—	—	
54182	Public relations agencies	283	2 070	8 245	24	12	6	3	2	—	1	—	—	—	
541820	Public relations agencies	283	2 070	8 245	24	12	6	3	2	—	1	—	—	—	
54184	Media representatives	126	931	3 803	9	5	—	2	1	1	—	—	—	—	
541840	Media representatives	126	931	3 803	9	5	—	2	1	1	—	—	—	—	
54186	Direct mail advertising	433	2 776	11 200	17	6	1	2	7	—	1	—	—	—	
541860	Direct mail advertising	433	2 776	11 200	17	6	1	2	7	—	1	—	—	—	
54189	Other services related to advertising	372	3 160	15 350	42	21	14	3	3	—	1	—	—	—	
541890	Other services related to advertising	372	3 160	15 350	42	21	14	3	3	—	1	—	—	—	
5419	Oth professional, scientific, technical services	1 841	10 722	47 614	223	126	40	34	18	3	2	—	—	—	
54191	Marketing research & public opinion polling	443	3 506	14 478	20	8	1	4	5	1	1	—	—	—	
541910	Marketing research & public opinion polling	443	3 506	14 478	20	8	1	4	5	1	1	—	—	—	
54192	Photographic services	351	1 782	8 332	76	51	17	6	1	1	—	—	—	—	
541921	Photography studios, portrait	266	1 230	6 037	52	33	14	3	1	1	—	—	—	—	
54194	Veterinary services	942	4 617	20 793	66	13	16	24	11	1	1	—	—	—	
541940	Veterinary services	942	4 617	20 793	66	13	16	24	11	1	1	—	—	—	
<b>55</b>	<b>Management of companies &amp; enterprises</b>	<b>20 459</b>	<b>489 054</b>	<b>1 494 700</b>	<b>230</b>	<b>65</b>	<b>39</b>	<b>34</b>	<b>44</b>	<b>13</b>	<b>19</b>	<b>9</b>	<b>4</b>	<b>3</b>	
551	Management of companies & enterprises	20 459	489 054	1 494 700	230	65	39	34	44	13	19	9	4	3	
5511	Management of companies & enterprises	20 459	489 054	1 494 700	230	65	39	34	44	13	19	9	4	3	
55111	Management of companies & enterprises	20 459	489 054	1 494 700	230	65	39	34	44	13	19	9	4	3	
551114	Corp, subsidiary & regional managing offices	19 525	470 373	1 424 442	194	46	31	31	40	12	19	9	3	3	
<b>56</b>	<b>Admin, support, waste mgt, remediation services</b>	<b>47 554</b>	<b>248 267</b>	<b>1 022 939</b>	<b>1 369</b>	<b>655</b>	<b>203</b>	<b>169</b>	<b>145</b>	<b>92</b>	<b>66</b>	<b>22</b>	<b>14</b>	<b>3</b>	
561	Administrative & support services	45 708	231 326	950 324	1 321	642	197	162	131	89	63	20	14	3	
5611	Office administrative services	4 371	36 987	138 132	113	50	18	18	13	6	6	—	1	1	
56111	Office administrative services	4 371	36 987	138 132	113	50	18	18	13	6	6	—	1	1	
561110	Office administrative services	4 371	36 987	138 132	113	50	18	18	13	6	6	—	1	1	
5612	Facilities support services	750	5 915	23 418	15	6	—	3	—	3	3	—	—	—	
56121	Facilities support services	750	5 915	23 418	15	6	—	3	—	3	3	—	—	—	
561210	Facilities support services	750	5 915	23 418	15	6	—	3	—	3	3	—	—	—	
5613	Employment services	20 522	92 142	388 188	226	57	20	17	34	43	35	13	6	1	
56131	Employment placement agencies	1 386	6 739	28 426	43	21	10	3	2	2	3	2	—	—	
561310	Employment placement agencies	1 386	6 739	28 426	43	21	10	3	2	2	3	2	—	—	
56132	Temporary help services	16 889	70 517	297 371	166	29	10	14	30	40	29	8	5	1	
561320	Temporary help services	16 889	70 517	297 371	166	29	10	14	30	40	29	8	5	1	
56133	Employee leasing services	2 247	14 886	62 391	17	7	—	—	2	1	3	3	1	—	
561330	Employee leasing services	2 247	14 886	62 391	17	7	—	—	2	1	3	3	1	—	
5614	Business support services	2 675	14 383	59 888	139	75	16	20	21	5	1	—	—	1	
56141	Document preparation services	182	1 272	5 397	18	13	1	1	1	2	—	—	—	—	
561410	Document preparation services	182	1 272	5 397	18	13	1	1	1	2	—	—	—	—	
56142	Telephone call centers	1 372	4 988	22 174	22	9	1	5	4	2	—	—	—	1	
561422	Telemarketing bureaus	1 296	4 632	18 697	11	2	—	3	3	2	—	—	—	1	
56143	Business service centers	416	2 810	10 713	34	15	5	7	6	1	—	—	—	—	
561431	Private mail centers	125	694	2 757	15	8	4	1	2	—	—	—	—	—	
561439	Oth business service centers (incl copy shops)	291	2 116	7 956	19	7	1	6	4	1	—	—	—	—	
56144	Collection agencies	490	3 777	15 089	25	10	5	2	7	—	1	—	—	—	
561440	Collection agencies	490	3 777	15 089	25	10	5	2	7	—	1	—	—	—	
56149	Other business support services	159	1 093	4 718	33	24	4	3	2	—	—	—	—	—	
5615	Travel arrangement & reservation services	1 587	19 164	65 119	90	48	20	12	7	2	—	—	1	—	
56151	Travel agencies	445	3 305	12 912	63	36	16	6	4	1	—	—	—	—	
561510	Travel agencies	445	3 305	12 912	63	36	16	6	4	1	—	—	—	—	
56159	Oth travel arrangement & reservation services	1 091	15 577	50 918	20	8	3	5	2	1	—	—	1	—	
5616	Investigation & security services	4 242	17 333	74 516	106	42	19	12	10	11	8	2	2	—	
56161	Investigation, guard & armored car services	3 178	11 756	50 721	67	26	9	10	3	9	7	2	1	—	
561611	Investigation services	260	1 165	5 955	24	14	3	5	1	1	—	—	—	—	
561612	Security guards & patrol services	2 696	9 159	38 551	36	10	5	3	2	6	7	2	1	—	
561613	Armored car services	222	1 432	6 415	7	2	1	2	—	2	—	—	—	—	
56162	Security systems services	1 064	5 577	23 795	39	16	10	2	7	2	1	—	1	—	
561621	Security systems services (except locksmiths)	1 002	5 166	22 187	25	8	5	1	7	2	1	—	1	—	
5617	Services to buildings & dwellings	6 813	24 839	114 986	537	320	93	71	29	13	8	1	2	—	
56171	Exterminating & pest control services	245	1 678	7 074	31	17	3	7	4	—	—	—	—	—	
561710	Exterminating & pest control services	245	1 678	7 074	31	17	3	7	4	—	—	—	—	—	
56172	Janitorial services	4 803	15 572	63 620	234	117	43	42	15	7	7	1	2	—	
561720	Janitorial services	4 803	15 572	63 620	234	117	43	42	15	7	7	1	2	—	
56173	Landscaping services	1 399	5 925	35 123	202	135	36	17	8	5	1	—	—	—	
561730	Landscaping services	1 399	5 925	35 123	202	135	36	17	8	5	1	—	—	—	

See footnotes at end of table.

**Table 6. Counties—Employees, Payroll, and Establishments by Industry: 2000—Con.**

[Excludes most government employees, railroad employees, and self-employed persons. Size class 1 to 4 includes establishments with payroll, but no employees, during mid-March pay period. (D) denotes figures withheld to avoid disclosing data for individual companies; the data are included in broader industry totals. Detailed industries with 100 or more employees are shown if industry was not a (D). For explanation of terms, abbreviations, and data reliability/comparability, see introductory text]

NAICS code	Industry	Number of employees for week including March 12	Payroll (\$1,000)		Total number of establishments	Number of establishments by employment-size class								
			First quarter	Annual		1 to 4	5 to 9	10 to 19	20 to 49	50 to 99	100 to 249	250 to 499	500 to 999	1,000 or more
<b>MARION—Con.</b>														
<b>56</b>	<b>Admin, support, waste mgt, remediation services—Con.</b>													
561	Administrative & support services—Con.													
5617	Services to buildings & dwellings—Con.													
56174	Carpet & upholstery cleaning services	287	1 286	6 562	43	30	7	3	2	1	—	—	—	—
561740	Carpet & upholstery cleaning services	287	1 286	6 562	43	30	7	3	2	1	—	—	—	—
5619	Other support services	4 748	20 563	86 077	95	44	11	9	17	6	2	4	2	—
56191	Packaging & labeling services	207	1 184	4 959	10	5	—	—	4	1	—	—	—	—
561910	Packaging & labeling services	207	1 184	4 959	10	5	—	—	4	1	—	—	—	—
56192	Convention & trade show organizers	192	1 284	5 898	16	8	3	1	3	1	—	—	—	—
561920	Convention & trade show organizers	192	1 284	5 898	16	8	3	1	3	1	—	—	—	—
56199	All other support services	4 349	18 095	75 220	69	31	8	8	10	4	2	4	2	—
561990	All other support services	4 349	18 095	75 220	69	31	8	8	10	4	2	4	2	—
562	Waste management & remediation services	1 846	16 941	72 615	48	13	6	7	14	3	3	2	—	—
5621	Waste collection	(F)	(D)	(D)	15	3	1	2	6	2	1	—	—	—
56211	Waste collection	(F)	(D)	(D)	15	3	1	2	6	2	1	—	—	—
562111	Solid waste collection	484	4 384	19 318	14	3	1	2	5	2	1	—	—	—
5622	Waste treatment & disposal	(F)	(D)	(D)	9	2	3	1	1	—	1	1	—	—
56221	Waste treatment & disposal	(F)	(D)	(D)	9	2	3	1	1	—	1	1	—	—
5629	Remediation & oth waste management services	(F)	(D)	(D)	24	8	2	4	7	1	1	1	—	—
56291	Remediation services	678	5 994	26 359	13	3	1	2	5	—	1	1	—	—
562910	Remediation services	678	5 994	26 359	13	3	1	2	5	—	1	1	—	—
56299	All other waste management services	(C)	(D)	(D)	9	4	—	2	2	1	—	—	—	—
562991	Septic tank & related services	140	1 271	4 777	8	3	—	2	2	1	—	—	—	—
<b>61</b>	<b>Educational services</b>	<b>6 656</b>	<b>39 198</b>	<b>158 551</b>	<b>208</b>	<b>94</b>	<b>32</b>	<b>30</b>	<b>28</b>	<b>11</b>	<b>11</b>	<b>—</b>	<b>—</b>	<b>2</b>
611	Educational services	6 656	39 198	158 551	208	94	32	30	28	11	11	—	—	2
6111	Elementary & secondary schools	1 619	9 038	36 666	36	4	5	3	12	8	4	—	—	—
61111	Elementary & secondary schools	1 619	9 038	36 666	36	4	5	3	12	8	4	—	—	—
611110	Elementary & secondary schools	1 619	9 038	36 666	36	4	5	3	12	8	4	—	—	—
6112	Junior colleges	404	2 941	12 296	8	2	—	1	2	2	1	—	—	—
61121	Junior colleges	404	2 941	12 296	8	2	—	1	2	2	1	—	—	—
611210	Junior colleges	404	2 941	12 296	8	2	—	1	2	2	1	—	—	—
6113	Colleges, universities & professional schools	3 387	18 432	75 939	14	4	1	1	1	4	—	—	—	2
61131	Colleges, universities & professional schools	3 387	18 432	75 939	14	4	1	1	1	4	—	—	—	2
611310	Colleges, universities & professional schools	3 387	18 432	75 939	14	4	1	1	1	4	—	—	—	2
6114	Business schools & computer & mgt training	163	1 127	5 273	26	17	3	4	2	—	—	—	—	—
6115	Technical & trade schools	395	2 298	9 624	34	15	7	6	5	—	1	—	—	—
61151	Technical & trade schools	395	2 298	9 624	34	15	7	6	5	—	1	—	—	—
611513	Apprenticeship training	106	542	2 164	9	4	1	3	1	—	—	—	—	—
611519	Other technical & trade schools	231	1 475	6 323	17	7	5	1	3	—	1	—	—	—
6116	Other schools & instruction	609	4 103	13 842	71	36	15	14	5	—	1	—	—	—
61161	Fine arts schools	136	470	1 806	19	10	3	4	2	—	—	—	—	—
611610	Fine arts schools	136	470	1 806	19	10	3	4	2	—	—	—	—	—
61169	All other schools & instruction	308	3 262	10 551	34	18	7	7	1	—	1	—	—	—
611692	Automobile driving schools	145	2 550	7 496	8	5	—	2	—	—	1	—	—	—
<b>62</b>	<b>Health care and social assistance</b>	<b>72 200</b>	<b>563 355</b>	<b>2 373 287</b>	<b>2 207</b>	<b>902</b>	<b>529</b>	<b>345</b>	<b>249</b>	<b>90</b>	<b>65</b>	<b>17</b>	<b>—</b>	<b>10</b>
621	Ambulatory health care services	18 225	186 034	845 474	1 500	673	396	221	143	43	21	3	—	—
6211	Offices of physicians	7 174	101 812	480 527	611	272	146	99	70	15	8	1	—	—
62111	Offices of physicians	7 174	101 812	480 527	611	272	146	99	70	15	8	1	—	—
621111	Offices of physicians (exc mental health)	7 094	101 104	477 567	584	248	144	99	69	15	8	1	—	—
6212	Offices of dentists	2 514	19 755	94 759	398	170	163	54	8	3	—	—	—	—
62121	Offices of dentists	2 514	19 755	94 759	398	170	163	54	8	3	—	—	—	—
621210	Offices of dentists	2 514	19 755	94 759	398	170	163	54	8	3	—	—	—	—
6213	Offices of other health practitioners	1 893	15 663	65 525	246	161	45	24	9	4	3	—	—	—
62131	Offices of chiropractors	155	1 019	4 328	50	39	10	1	—	—	—	—	—	—
621310	Offices of chiropractors	155	1 019	4 328	50	39	10	1	—	—	—	—	—	—
62132	Offices of optometrists	323	2 291	9 767	53	32	14	4	2	1	—	—	—	—
621320	Offices of optometrists	323	2 291	9 767	53	32	14	4	2	1	—	—	—	—
62133	Offices of other mental health practitioners	124	866	3 777	29	21	5	2	1	—	—	—	—	—
621330	Offices of other mental health practitioners	124	866	3 777	29	21	5	2	1	—	—	—	—	—
62134	Offices of PT, OT, speech therapy & audiology	1 035	9 722	39 924	69	38	9	13	3	3	3	—	—	—
621340	Offices of PT, OT, speech therapy & audiology	1 035	9 722	39 924	69	38	9	13	3	3	3	—	—	—
62139	Offices of all other health practitioners	256	1 765	7 729	45	31	7	4	3	—	—	—	—	—
621399	Offices of all other misc health practitioners	174	1 277	5 197	17	8	4	2	3	—	—	—	—	—
6214	Outpatient care centers	2 405	21 557	89 657	111	24	22	24	30	9	2	—	—	—
62141	Family planning centers	192	1 682	6 283	15	6	5	1	2	1	—	—	—	—
621410	Family planning centers	192	1 682	6 283	15	6	5	1	2	1	—	—	—	—
62142	Outpatient mental health, substance abuse ctrs	455	3 948	16 758	32	14	7	5	3	3	—	—	—	—
621420	Outpatient mental health, substance abuse ctrs	455	3 948	16 758	32	14	7	5	3	3	—	—	—	—
62149	Other outpatient care centers	1 758	15 927	66 616	64	4	10	18	25	5	2	—	—	—
621493	Freestanding ambulatory surgery, emergency ctr	247	3 803	17 221	13	1	1	5	6	—	—	—	—	—
621498	All other outpatient care centers	1 106	8 830	36 261	36	3	7	7	14	3	2	—	—	—
6215	Medical & diagnostic laboratories	1 192	11 659	51 651	52	20	8	11	8	2	2	1	—	—
62151	Medical & diagnostic laboratories	1 192	11 659	51 651	52	20	8	11	8	2	2	1	—	—
621511	Medical laboratories	932	8 696	37 786	30	12	5	4	5	1	2	1	—	—
621512	Diagnostic Imaging centers	260	2 963	13 865	22	8	3	7	3	1	—	—	—	—
6216	Home health care services	2 250	10 293	41 505	47	16	3	2	12	8	5	1	—	—
62161	Home health care services	2 250	10 293	41 505	47	16	3	2	12	8	5	1	—	—
621610	Home health care services	2 250	10 293	41 505	47	16	3	2	12	8	5	1	—	—

See footnotes at end of table.

**Table 6. Counties—Employees, Payroll, and Establishments by Industry: 2000—Con.**

[Excludes most government employees, railroad employees, and self-employed persons. Size class 1 to 4 includes establishments with payroll, but no employees, during mid-March pay period. (D) denotes figures withheld to avoid disclosing data for individual companies; the data are included in broader industry totals. Detailed industries with 100 or more employees are shown if industry was not a (D). For explanation of terms, abbreviations, and data reliability/comparability, see introductory text]

NAICS code	Industry	Number of employees for week including March 12	Payroll (\$1,000)		Total number of establishments	Number of establishments by employment-size class								
			First quarter	Annual		1 to 4	5 to 9	10 to 19	20 to 49	50 to 99	100 to 249	250 to 499	500 to 999	1,000 or more
<b>MARION—Con.</b>														
<b>62</b>	<b>Health care and social assistance—Con.</b>													
621	Ambulatory health care services—Con.													
6219	Other ambulatory health care services .....	797	5 295	21 850	35	10	9	7	6	2	1	—	—	—
62191	Ambulance services .....	194	980	3 840	11	3	4	1	2	1	—	—	—	—
621910	Ambulance services .....	194	980	3 840	11	3	4	1	2	1	—	—	—	—
62199	All other ambulatory health care services .....	603	4 315	18 010	24	7	5	6	4	1	1	—	—	—
621991	Blood & organ banks .....	440	3 198	13 080	9	1	3	1	2	1	1	—	—	—
621999	All oth misc ambulatory health care services .....	163	1 117	4 930	15	6	2	5	2	—	—	—	—	—
622	Hospitals .....	35 808	295 949	1 193 579	26	3	1	—	1	2	1	8	—	10
6221	General medical & surgical hospitals .....	33 978	283 864	1 145 394	18	3	1	—	1	—	—	3	—	10
62211	General medical & surgical hospitals .....	33 978	283 864	1 145 394	18	3	1	—	1	—	—	3	—	10
622110	General medical & surgical hospitals .....	33 978	283 864	1 145 394	18	3	1	—	1	—	—	3	—	10
6222	Psychiatric & substance abuse hospitals .....	906	6 733	26 029	4	—	—	—	—	1	1	2	—	—
62221	Psychiatric & substance abuse hospitals .....	906	6 733	26 029	4	—	—	—	—	1	1	2	—	—
622210	Psychiatric & substance abuse hospitals .....	906	6 733	26 029	4	—	—	—	—	1	1	2	—	—
6223	Other specialty hospitals .....	924	5 352	22 156	4	—	—	—	—	1	—	3	—	—
62231	Other specialty hospitals .....	924	5 352	22 156	4	—	—	—	—	1	—	3	—	—
622310	Other specialty hospitals .....	924	5 352	22 156	4	—	—	—	—	1	—	3	—	—
623	Nursing & residential care facilities .....	10 324	51 208	207 399	205	22	59	33	24	27	37	3	—	—
6231	Nursing care facilities .....	5 985	29 219	118 837	96	7	31	3	14	14	25	2	—	—
62311	Nursing care facilities .....	5 985	29 219	118 837	96	7	31	3	14	14	25	2	—	—
623110	Nursing care facilities .....	5 985	29 219	118 837	96	7	31	3	14	14	25	2	—	—
6232	Residential mental retardation, health facil .....	1 552	7 335	28 798	62	5	22	27	3	1	4	—	—	—
62321	Residential mental retardation facilities .....	1 334	6 240	24 416	44	3	12	23	2	—	4	—	—	—
623210	Residential mental retardation facilities .....	1 334	6 240	24 416	44	3	12	23	2	—	4	—	—	—
62322	Residential mental health, subst abuse facil ..	218	1 095	4 382	18	2	10	4	1	1	—	—	—	—
623220	Residential mental health, subst abuse facil .....	218	1 095	4 382	18	2	10	4	1	1	—	—	—	—
6233	Community care facilities for the elderly .....	2 140	10 519	41 562	35	9	3	1	5	10	7	—	—	—
62331	Community care facilities for the elderly .....	2 140	10 519	41 562	35	9	3	1	5	10	7	—	—	—
623311	Continuing care retirement communities ...	1 464	7 396	28 709	13	—	—	—	1	7	5	—	—	—
623312	Homes for the elderly .....	676	3 123	12 853	22	9	3	1	4	3	2	—	—	—
6239	Other residential care facilities .....	647	4 135	18 202	12	1	3	2	2	2	1	1	—	—
62399	Other residential care facilities .....	647	4 135	18 202	12	1	3	2	2	2	1	1	—	—
623990	Other residential care facilities .....	647	4 135	18 202	12	1	3	2	2	2	1	1	—	—
624	Social assistance .....	7 843	30 164	126 835	476	204	73	91	81	18	6	3	—	—
6241	Individual & family services .....	2 917	12 454	51 282	164	67	27	30	32	4	3	1	—	—
62411	Child & youth services .....	595	3 439	13 865	48	17	14	6	10	1	—	—	—	—
624110	Child & youth services .....	595	3 439	13 865	48	17	14	6	10	1	—	—	—	—
62412	Services for elderly & disabled persons .....	1 034	3 921	16 733	30	7	4	7	9	1	1	1	—	—
624120	Services for elderly & disabled persons .....	1 034	3 921	16 733	30	7	4	7	9	1	1	1	—	—
62419	Other individual & family services .....	1 288	5 094	20 684	86	43	9	17	13	2	2	—	—	—
624190	Other individual & family services .....	1 288	5 094	20 684	86	43	9	17	13	2	2	—	—	—
6242	Community, emergency & other relief services ..	313	1 578	6 766	27	10	8	4	4	1	—	—	—	—
62422	Community housing services .....	185	825	3 803	18	6	6	3	3	—	—	—	—	—
624221	Temporary shelters .....	120	489	2 321	10	2	4	2	2	—	—	—	—	—
6243	Vocational rehabilitation services .....	1 633	6 096	27 198	43	15	5	8	6	5	3	1	—	—
62431	Vocational rehabilitation services .....	1 633	6 096	27 198	43	15	5	8	6	5	3	1	—	—
624310	Vocational rehabilitation services .....	1 633	6 096	27 198	43	15	5	8	6	5	3	1	—	—
6244	Child day care services .....	2 980	10 036	41 589	242	112	33	49	39	8	—	1	—	—
62441	Child day care services .....	2 980	10 036	41 589	242	112	33	49	39	8	—	1	—	—
624410	Child day care services .....	2 980	10 036	41 589	242	112	33	49	39	8	—	1	—	—
<b>71</b>	<b>Arts, entertainment &amp; recreation .....</b>	<b>8 287</b>	<b>103 221</b>	<b>356 809</b>	<b>313</b>	<b>141</b>	<b>43</b>	<b>35</b>	<b>59</b>	<b>17</b>	<b>13</b>	<b>2</b>	<b>3</b>	<b>—</b>
711	Performing arts, spectator sports & related industries .....	3 455	84 058	272 795	146	86	20	10	18	5	5	—	2	—
7111	Performing arts companies .....	764	4 688	19 748	31	15	4	3	5	1	3	—	—	—
71111	Theater companies & dinner theaters .....	361	1 515	5 568	9	2	2	1	1	1	2	—	—	—
711110	Theater companies & dinner theaters .....	361	1 515	5 568	9	2	2	1	1	1	2	—	—	—
71113	Musical groups & artists .....	321	2 629	12 022	15	10	2	—	2	—	1	—	—	—
711130	Musical groups & artists .....	321	2 629	12 022	15	10	2	—	2	—	1	—	—	—
7112	Spectator sports .....	2 258	76 805	240 099	48	20	8	6	7	4	1	—	2	—
71121	Spectator sports .....	2 258	76 805	240 099	48	20	8	6	7	4	1	—	2	—
711219	Other spectator sports .....	546	7 890	35 113	35	15	5	6	5	4	—	—	—	—
7113	Promoters of entertainment events .....	221	1 392	8 153	26	18	4	1	2	—	1	—	—	—
71132	Promoters of entertainment events without facility .....	195	1 049	6 165	21	16	1	1	2	—	1	—	—	—
711320	Promoters of entertainment events without facility .....	195	1 049	6 165	21	16	1	1	2	—	1	—	—	—
7114	Agents, managers for artists & other public figures .....	130	339	1 449	12	9	—	—	3	—	—	—	—	—
71141	Agents, managers for artists & other public figures .....	130	339	1 449	12	9	—	—	3	—	—	—	—	—
711410	Agents, managers for artists & other public figures .....	130	339	1 449	12	9	—	—	3	—	—	—	—	—
712	Museums, historical sites & like institutions .....	958	5 855	23 976	12	3	3	2	—	1	1	2	—	—
7121	Museums, historical sites & like institutions .....	958	5 855	23 976	12	3	3	2	—	1	1	2	—	—
71211	Museums .....	670	4 104	16 737	7	2	2	—	—	1	1	1	—	—
712110	Museums .....	670	4 104	16 737	7	2	2	—	—	1	1	1	—	—
71219	Nature parks & other similar institutions .....	(E)	(D)	(D)	1	—	—	—	—	—	—	1	—	—

See footnotes at end of table.

**Table 6. Counties—Employees, Payroll, and Establishments by Industry: 2000—Con.**

[Excludes most government employees, railroad employees, and self-employed persons. Size class 1 to 4 includes establishments with payroll, but no employees, during mid-March pay period. (D) denotes figures withheld to avoid disclosing data for individual companies; the data are included in broader industry totals. Detailed industries with 100 or more employees are shown if industry was not a (D). For explanation of terms, abbreviations, and data reliability/comparability, see introductory text]

NAICS code	Industry	Number of employees for week including March 12	Payroll (\$1,000)		Total number of establishments	Number of establishments by employment-size class								
			First quarter	Annual		1 to 4	5 to 9	10 to 19	20 to 49	50 to 99	100 to 249	250 to 499	500 to 999	1,000 or more
<b>MARION—Con.</b>														
<b>71 Arts, entertainment &amp; recreation—Con.</b>														
713	Amusement, gambling & recreation industries . . . . .	3 874	13 308	60 038	155	52	20	23	41	11	7	—	1	—
7131	Amusement parks & arcades . . . . .	(F)	(D)	(D)	10	2	3	1	2	1	—	—	1	—
71311	Amusement & theme parks . . . . .	(F)	(D)	(D)	1	—	—	—	—	—	—	—	1	—
71312	Amusement arcades . . . . .	(C)	(D)	(D)	9	2	3	1	2	1	—	—	—	—
7139	Other amusement & recreation industries . . . . .	3 179	11 005	49 070	143	50	16	22	38	10	7	—	—	—
71391	Golf courses & country clubs . . . . .	654	3 101	15 988	26	7	2	3	9	4	1	—	—	—
713910	Golf courses & country clubs . . . . .	654	3 101	15 988	26	7	2	3	9	4	1	—	—	—
71394	Fitness & recreational sports centers . . . . .	1 559	4 625	19 016	68	23	10	11	16	4	4	—	—	—
713940	Fitness & recreational sports centers . . . . .	1 559	4 625	19 016	68	23	10	11	16	4	4	—	—	—
71395	Bowling centers . . . . .	(E)	(D)	(D)	14	1	—	2	9	2	—	—	—	—
71399	All other amusement & recreation industries . . . . .	498	2 015	9 206	32	17	4	5	4	—	2	—	—	—
713990	All other amusement & recreation industries . . . . .	498	2 015	9 206	32	17	4	5	4	—	2	—	—	—
<b>72 Accommodation &amp; food services . . . . .</b>		<b>42 948</b>	<b>129 989</b>	<b>557 122</b>	<b>1 948</b>	<b>506</b>	<b>297</b>	<b>406</b>	<b>533</b>	<b>153</b>	<b>49</b>	<b>4</b>	<b>—</b>	<b>—</b>
721	Accommodation . . . . .	6 567	26 797	118 653	173	35	22	41	48	9	14	4	—	—
7211	Traveler accommodation . . . . .	(I)	(D)	(D)	154	23	18	38	48	9	14	4	—	—
72111	Hotels (exc casino hotels) & motels . . . . .	6 481	26 543	117 580	153	22	18	38	48	9	14	4	—	—
721110	Hotels (exc casino hotels) & motels . . . . .	6 481	26 543	117 580	153	22	18	38	48	9	14	4	—	—
722	Food services & drinking places . . . . .	36 381	103 192	438 469	1 775	471	275	365	485	144	35	—	—	—
7221	Full-service restaurants . . . . .	16 893	49 677	208 523	587	140	72	97	160	91	27	—	—	—
72211	Full-service restaurants . . . . .	16 893	49 677	208 523	587	140	72	97	160	91	27	—	—	—
722110	Full-service restaurants . . . . .	16 893	49 677	208 523	587	140	72	97	160	91	27	—	—	—
7222	Limited-service eating places . . . . .	15 017	39 837	168 629	843	176	136	210	278	39	4	—	—	—
72221	Limited-service eating places . . . . .	15 017	39 837	168 629	843	176	136	210	278	39	4	—	—	—
722211	Limited-service restaurants . . . . .	13 618	35 946	151 638	723	124	105	195	262	33	4	—	—	—
722212	Cafeterias . . . . .	693	1 986	8 525	32	13	4	3	6	6	—	—	—	—
722213	Snack & nonalcoholic beverage bars . . . . .	706	1 905	8 466	88	39	27	12	10	—	—	—	—	—
7223	Special food services . . . . .	2 356	7 859	37 138	133	52	24	27	18	8	4	—	—	—
72231	Food service contractors . . . . .	1 684	5 879	27 309	77	25	13	18	13	4	4	—	—	—
722310	Food service contractors . . . . .	1 684	5 879	27 309	77	25	13	18	13	4	4	—	—	—
72232	Caterers . . . . .	623	1 764	8 817	42	17	9	7	5	4	—	—	—	—
722320	Caterers . . . . .	623	1 764	8 817	42	17	9	7	5	4	—	—	—	—
7224	Drinking places (alcoholic beverages) . . . . .	2 115	5 819	24 179	212	103	43	31	29	6	—	—	—	—
72241	Drinking places (alcoholic beverages) . . . . .	2 115	5 819	24 179	212	103	43	31	29	6	—	—	—	—
722410	Drinking places (alcoholic beverages) . . . . .	2 115	5 819	24 179	212	103	43	31	29	6	—	—	—	—
<b>81 Other services (except public administration) . . . . .</b>		<b>30 336</b>	<b>169 012</b>	<b>692 784</b>	<b>2 588</b>	<b>1 299</b>	<b>642</b>	<b>357</b>	<b>205</b>	<b>58</b>	<b>18</b>	<b>8</b>	<b>—</b>	<b>1</b>
811	Repair & maintenance . . . . .	6 469	45 220	185 675	728	359	197	110	46	12	2	2	—	—
8111	Automotive repair & maintenance . . . . .	4 000	25 129	101 282	476	219	147	76	24	9	—	1	—	—
81111	Automotive mechanical & electrical R&M . . . . .	1 868	13 872	55 013	264	142	79	32	9	1	—	1	—	—
811111	General automotive repair . . . . .	1 346	9 931	38 786	179	102	50	19	6	1	—	1	—	—
811112	Automotive exhaust system repair . . . . .	107	770	3 295	20	5	12	3	—	—	—	—	—	—
811113	Automotive transmission repair . . . . .	156	1 333	5 348	28	15	7	6	—	—	—	—	—	—
811118	Other automotive mechanical & electrical R&M . . . . .	259	1 838	7 584	37	20	10	4	3	—	—	—	—	—
81112	Automotive body, paint, interior & glass repair . . . . .	784	6 432	27 270	98	38	31	21	8	—	—	—	—	—
811121	Automotive body, paint & interior R&M . . . . .	667	5 487	23 151	79	29	25	18	7	—	—	—	—	—
811122	Automotive glass replacement shops . . . . .	117	945	4 119	19	9	6	3	1	—	—	—	—	—
81119	Other automotive R&M . . . . .	1 348	4 825	18 999	114	39	37	23	7	8	—	—	—	—
811191	Automotive oil change & lubrication shops . . . . .	370	1 356	5 467	40	7	25	5	2	1	—	—	—	—
811192	Car washes . . . . .	876	2 603	9 980	60	24	9	16	4	7	—	—	—	—
811198	All other automotive R&M . . . . .	102	866	3 552	14	8	3	2	1	—	—	—	—	—
8112	Electronic & precision equipment R&M . . . . .	965	8 674	36 602	77	45	12	10	7	2	—	1	—	—
81121	Electronic & precision equipment R&M . . . . .	965	8 674	36 602	77	45	12	10	7	2	—	1	—	—
811212	Computer & office machine R&M . . . . .	662	6 384	27 049	33	17	5	5	3	2	—	1	—	—
811219	Other electronic & precision equipment R&M . . . . .	194	1 556	6 822	22	12	4	3	3	—	—	—	—	—
8113	Commercial equipment (exc auto & elec) R&M . . . . .	878	7 933	32 798	78	31	19	14	13	—	1	—	—	—
81131	Commercial equipment (exc auto & elec) R&M . . . . .	878	7 933	32 798	78	31	19	14	13	—	1	—	—	—
811310	Commercial equipment (exc auto & elec) R&M . . . . .	878	7 933	32 798	78	31	19	14	13	—	1	—	—	—
8114	Personal & household goods R&M . . . . .	626	3 484	14 993	97	64	19	10	2	1	1	—	—	—
81141	Home, garden equipment & appliance R&M . . . . .	304	2 010	9 074	25	12	8	3	1	—	1	—	—	—
811412	Appliance repair & maintenance . . . . .	268	1 779	8 123	15	5	6	2	1	—	1	—	—	—
81142	Reupholstery & furniture repair . . . . .	115	510	1 991	19	11	4	3	1	—	—	—	—	—
811420	Reupholstery & furniture repair . . . . .	115	510	1 991	19	11	4	3	1	—	—	—	—	—
81149	Other personal & household goods R&M . . . . .	180	877	3 578	38	27	6	4	—	1	—	—	—	—
811490	Other personal & household goods R&M . . . . .	180	877	3 578	38	27	6	4	—	1	—	—	—	—
812	Personal & laundry services . . . . .	6 422	30 455	122 469	680	351	170	99	40	14	3	3	—	—
8121	Personal care services . . . . .	1 903	6 332	27 325	287	150	85	42	9	—	—	1	—	—
81211	Hair, nail & skin care services . . . . .	1 292	5 105	21 801	229	119	70	31	9	—	—	—	—	—
812112	Beauty salons . . . . .	1 216	4 833	20 574	210	104	70	28	8	—	—	—	—	—
81219	Other personal care services . . . . .	611	1 227	5 524	58	31	15	11	—	—	—	1	—	—
812191	Diet & weight reducing centers . . . . .	399	683	3 182	16	9	4	2	—	—	—	1	—	—
812199	Other personal care services . . . . .	212	544	2 342	42	22	11	9	—	—	—	—	—	—
8122	Death care services . . . . .	1 059	7 910	30 376	69	24	18	13	10	3	—	1	—	—
81221	Funeral homes . . . . .	617	4 724	19 608	54	17	18	10	7	2	—	—	—	—
812210	Funeral homes . . . . .	617	4 724	19 608	54	17	18	10	7	2	—	—	—	—
81222	Cemeteries & crematories . . . . .	442	3 186	10 768	15	7	—	3	3	1	—	1	—	—
812220	Cemeteries & crematories . . . . .	442	3 186	10 768	15	7	—	3	3	1	—	1	—	—

See footnotes at end of table.



**Table 6. Counties—Employees, Payroll, and Establishments by Industry: 2000—Con.**

[Excludes most government employees, railroad employees, and self-employed persons. Size class 1 to 4 includes establishments with payroll, but no employees, during mid-March pay period. (D) denotes figures withheld to avoid disclosing data for individual companies; the data are included in broader industry totals. Detailed industries with 100 or more employees are shown if industry was not a (D). For explanation of terms, abbreviations, and data reliability/comparability, see introductory text]

NAICS code	Industry	Number of employees for week including March 12	Payroll (\$1,000)		Total number of establishments	Number of establishments by employment-size class									
			First quarter	Annual		1 to 4	5 to 9	10 to 19	20 to 49	50 to 99	100 to 249	250 to 499	500 to 999	1,000 or more	
<b>MARION—Con.</b>															
<b>81</b>	<b>Other services (except public administration)—Con.</b>														
812	Personal & laundry services—Con.														
8123	Drycleaning & laundry services	2 484	11 064	45 553	165	70	43	28	12	8	3	1	—	—	
81231	Coin-operated laundries & drycleaners	388	1 100	4 750	49	26	13	7	2	1	—	—	—	—	
812310	Coin-operated laundries & drycleaners	388	1 100	4 750	49	26	13	7	2	1	—	—	—	—	
81232	Drycleaning & laundry services (exc coin-op)	1 133	4 191	17 062	103	44	28	19	10	1	—	1	—	—	
812320	Drycleaning & laundry services (exc coin-op)	1 133	4 191	17 062	103	44	28	19	10	1	—	1	—	—	
81233	Linens & uniform supply	963	5 773	23 741	13	—	2	—	—	6	3	—	—	—	
8129	Other personal services	976	5 149	19 215	159	107	24	16	9	3	—	—	—	—	
81292	Photofinishing	166	891	3 738	21	12	6	—	3	—	—	—	—	—	
812921	Photofinishing laboratories (except one-hour)	134	718	3 166	12	5	4	—	3	—	—	—	—	—	
81293	Parking lots & garages	459	1 763	6 610	67	40	14	8	3	2	—	—	—	—	
812930	Parking lots & garages	459	1 763	6 610	67	40	14	8	3	2	—	—	—	—	
81299	All other personal services	281	2 306	7 942	49	36	3	6	3	1	—	—	—	—	
812990	All other personal services	281	2 306	7 942	49	36	3	6	3	1	—	—	—	—	
813	Religious, grantmaking, civic, prof & like organizations	17 445	93 337	384 640	1 180	589	275	148	119	32	13	3	—	1	
8131	Religious organizations	10 005	39 038	161 171	572	274	148	67	62	15	5	—	—	1	
81311	Religious organizations	10 005	39 038	161 171	572	274	148	67	62	15	5	—	—	1	
813110	Religious organizations	10 005	39 038	161 171	572	274	148	67	62	15	5	—	—	1	
8132	Grantmaking & giving services	904	8 863	37 213	76	37	16	12	9	—	2	—	—	—	
81321	Grantmaking & giving services	904	8 863	37 213	76	37	16	12	9	—	2	—	—	—	
813211	Grantmaking foundations	364	4 471	18 956	33	21	6	3	2	—	1	—	—	—	
813212	Voluntary health organizations	337	2 492	10 292	27	9	4	8	6	—	—	—	—	—	
813219	Other grantmaking & giving services	203	1 900	7 965	16	7	6	1	1	—	1	—	—	—	
8133	Social advocacy organizations	382	2 568	10 526	52	25	15	9	3	—	—	—	—	—	
81331	Social advocacy organizations	382	2 568	10 526	52	25	15	9	3	—	—	—	—	—	
813311	Human rights organizations	114	678	2 665	13	2	7	4	—	—	—	—	—	—	
813319	Other social advocacy organizations	174	1 304	5 170	30	19	7	2	2	—	—	—	—	—	
8134	Civic & social organizations	2 742	12 054	50 103	182	100	29	24	17	6	4	2	—	—	
81341	Civic & social organizations	2 742	12 054	50 103	182	100	29	24	17	6	4	2	—	—	
813410	Civic & social organizations	2 742	12 054	50 103	182	100	29	24	17	6	4	2	—	—	
8139	Business, labor, political, like organizations	3 412	30 814	125 627	298	153	67	36	28	11	2	1	—	—	
81391	Business associations	690	8 136	32 450	89	49	22	11	5	2	—	—	—	—	
813910	Business associations	690	8 136	32 450	89	49	22	11	5	2	—	—	—	—	
81392	Professional organizations	379	3 848	15 381	47	25	14	4	3	1	—	—	—	—	
813920	Professional organizations	379	3 848	15 381	47	25	14	4	3	1	—	—	—	—	
81393	Labor unions & similar labor organizations	1 311	9 706	36 924	95	40	22	14	12	5	2	—	—	—	
813930	Labor unions & similar labor organizations	1 311	9 706	36 924	95	40	22	14	12	5	2	—	—	—	
81399	Oth similar organizations (exc business, prof, labor, pol)	941	8 427	37 423	55	31	7	7	6	3	—	1	—	—	
813990	Oth similar organizations (exc business, prof, labor, pol)	941	8 427	37 423	55	31	7	7	6	3	—	1	—	—	
<b>95</b>	<b>Auxiliaries (exc corporate, subsidiary &amp; regional mgt)</b>	<b>6 064</b>	<b>123 539</b>	<b>455 597</b>	<b>80</b>	<b>20</b>	<b>9</b>	<b>9</b>	<b>18</b>	<b>10</b>	<b>12</b>	<b>—</b>	<b>—</b>	<b>2</b>	
<b>99</b>	<b>Unclassified establishments</b>	<b>(E)</b>	<b>(D)</b>	<b>(D)</b>	<b>178</b>	<b>161</b>	<b>10</b>	<b>7</b>	<b>—</b>	<b>—</b>	<b>—</b>	<b>—</b>	<b>—</b>	<b>—</b>	
<b>MARSHALL</b>															
	<b>Total</b>	<b>18 414</b>	<b>112 432</b>	<b>453 836</b>	<b>1 129</b>	<b>574</b>	<b>230</b>	<b>146</b>	<b>96</b>	<b>45</b>	<b>30</b>	<b>7</b>	<b>1</b>	<b>—</b>	
<b>11</b>	<b>Forestry, fishing, hunting, and agriculture support</b>	<b>(B)</b>	<b>(D)</b>	<b>(D)</b>	<b>2</b>	<b>1</b>	<b>—</b>	<b>—</b>	<b>—</b>	<b>1</b>	<b>—</b>	<b>—</b>	<b>—</b>	<b>—</b>	
<b>21</b>	<b>Mining</b>	<b>20</b>	<b>103</b>	<b>554</b>	<b>3</b>	<b>1</b>	<b>1</b>	<b>1</b>	<b>—</b>	<b>—</b>	<b>—</b>	<b>—</b>	<b>—</b>	<b>—</b>	
<b>22</b>	<b>Utilities</b>	<b>(C)</b>	<b>(D)</b>	<b>(D)</b>	<b>2</b>	<b>—</b>	<b>—</b>	<b>1</b>	<b>—</b>	<b>1</b>	<b>—</b>	<b>—</b>	<b>—</b>	<b>—</b>	
221	Utilities	(C)	(D)	(D)	2	—	—	1	—	1	—	—	—	—	
2211	Elec pwr generation, transmsn & distribution	(C)	(D)	(D)	2	—	—	1	—	1	—	—	—	—	
22112	Electric pwr transmsn, control & distribution	(C)	(D)	(D)	2	—	—	1	—	1	—	—	—	—	
<b>23</b>	<b>Construction</b>	<b>634</b>	<b>3 675</b>	<b>16 611</b>	<b>132</b>	<b>89</b>	<b>25</b>	<b>14</b>	<b>3</b>	<b>1</b>	<b>—</b>	<b>—</b>	<b>—</b>	<b>—</b>	
233	Building, developing & general contracting	228	1 237	5 087	42	26	9	5	2	—	—	—	—	—	
2332	Residential building construction	171	871	3 763	37	24	8	4	1	—	—	—	—	—	
23321	Single-family housing construction	(C)	(D)	(D)	36	23	8	4	1	—	—	—	—	—	
235	Special trade contractors	372	2 275	10 765	85	60	15	9	—	1	—	—	—	—	
2353	Electrical contractors	101	742	3 477	11	7	1	2	—	1	—	—	—	—	
23531	Electrical contractors	101	742	3 477	11	7	1	2	—	1	—	—	—	—	
235310	Electrical contractors	101	742	3 477	11	7	1	2	—	1	—	—	—	—	
<b>31-33</b>	<b>Manufacturing</b>	<b>8 166</b>	<b>62 893</b>	<b>237 237</b>	<b>148</b>	<b>36</b>	<b>14</b>	<b>19</b>	<b>32</b>	<b>24</b>	<b>18</b>	<b>4</b>	<b>1</b>	<b>—</b>	
311	Food mfg	438	2 998	12 110	10	3	3	—	1	1	2	—	—	—	
3114	Fruit & veg preserving & specialty food mfg	(E)	(D)	(D)	2	—	—	—	—	—	2	—	—	—	
31142	Fruit & veg canning, pickling & drying	(E)	(D)	(D)	2	—	—	—	—	—	2	—	—	—	
312	Beverage & tobacco product mfg	(C)	(D)	(D)	1	—	—	—	—	—	1	—	—	—	
3121	Beverage mfg	(C)	(D)	(D)	1	—	—	—	—	—	1	—	—	—	
31211	Soft drink & ice mfg	(C)	(D)	(D)	1	—	—	—	—	—	1	—	—	—	
321	Wood product mfg	640	4 350	17 060	15	6	3	—	1	3	1	1	—	—	
3219	Other wood product mfg	620	4 252	16 553	11	5	—	—	1	3	1	1	—	—	
32191	Millwork	456	3 199	12 278	5	2	—	—	—	1	1	1	—	—	
32199	All other wood product mfg	126	821	3 389	3	1	—	—	—	2	—	—	—	—	

See footnotes at end of table.

**Table 6. Counties—Employees, Payroll, and Establishments by Industry: 2000—Con.**

[Excludes most government employees, railroad employees, and self-employed persons. Size class 1 to 4 includes establishments with payroll, but no employees, during mid-March pay period. (D) denotes figures withheld to avoid disclosing data for individual companies; the data are included in broader industry totals. Detailed industries with 100 or more employees are shown if industry was not a (D). For explanation of terms, abbreviations, and data reliability/comparability, see introductory text]

NAICS code	Industry	Number of employees for week including March 12	Payroll (\$1,000)		Total number of establishments	Number of establishments by employment-size class								
			First quarter	Annual		1 to 4	5 to 9	10 to 19	20 to 49	50 to 99	100 to 249	250 to 499	500 to 999	1,000 or more
<b>MARSHALL—Con.</b>														
<b>31-33 Manufacturing—Con.</b>														
322	Paper mfg .....	388	4 161	15 761	6	1	—	1	2	1	1	—	—	—
3222	Converted paper product mfg .....	388	4 161	15 761	6	1	—	1	2	1	1	—	—	—
32221	Paperboard container mfg .....	(C)	(D)	(D)	3	—	—	—	2	1	—	—	—	—
32222	Paper bag & coated & treated paper mfg.....	(C)	(D)	(D)	3	1	—	1	—	—	1	—	—	—
323	Printing & related support activities .....	246	1 680	6 061	6	1	—	2	2	—	1	—	—	—
3231	Printing & related support activities .....	246	1 680	6 061	6	1	—	2	2	—	1	—	—	—
32311	Printing .....	246	1 680	6 061	6	1	—	2	2	—	1	—	—	—
325	Chemical mfg .....	120	1 221	5 082	3	—	—	—	2	1	—	—	—	—
326	Plastics & rubber products mfg .....	2 549	17 967	67 499	21	3	1	3	3	5	3	2	1	—
3261	Plastics product mfg .....	1 957	13 637	49 987	17	3	1	2	2	4	3	1	1	—
32612	Plastics pipe, pipe fitting, & unsupported profile shape mfg .....	(C)	(D)	(D)	2	—	—	—	1	—	—	—	—	—
32614	Polystyrene foam product mfg .....	(C)	(D)	(D)	1	—	—	—	—	—	1	—	—	—
32615	Foam product (exc polystyrene) mfg .....	(C)	(D)	(D)	2	—	—	—	—	—	2	—	—	—
32619	Other plastics product mfg .....	1 398	10 036	34 840	11	3	1	1	1	2	1	1	1	—
3262	Rubber product mfg .....	592	4 330	17 512	4	—	—	—	1	1	—	—	1	—
32629	Other rubber product mfg .....	(F)	(D)	(D)	2	—	—	—	—	1	—	—	1	—
331	Primary metal mfg .....	497	4 244	18 685	8	1	—	1	3	2	1	—	—	—
3315	Foundries .....	293	2 750	11 514	4	1	—	—	2	—	1	—	—	—
33151	Ferrous metal foundries .....	(E)	(D)	(D)	2	—	—	—	1	—	1	—	—	—
332	Fabricated metal product mfg .....	1 311	11 227	44 192	28	5	3	3	9	4	4	—	—	—
3323	Architectural & structural metals mfg .....	254	1 939	8 520	8	1	—	1	5	1	—	—	—	—
33231	Plate work & fabricated structural prod mfg ...	179	1 446	6 587	5	1	—	1	2	1	—	—	—	—
3327	Mach shops, turn prod, screw, nut, bolt mfg .....	279	2 403	9 292	8	2	1	1	2	1	1	—	—	—
33271	Machine shops .....	279	2 403	9 292	8	2	1	1	2	1	1	—	—	—
332710	Machine shops .....	279	2 403	9 292	8	2	1	1	2	1	1	—	—	—
3329	Other fabricated metal product mfg .....	763	6 795	25 865	9	1	—	1	2	2	3	—	—	—
33291	Metal valve mfg .....	(C)	(D)	(D)	1	—	—	—	—	—	1	—	—	—
33299	All other fabricated metal product mfg .....	(F)	(D)	(D)	8	1	—	1	2	2	2	—	—	—
332991	Ball & roller bearing mfg .....	461	4 855	18 643	3	—	—	—	—	1	2	—	—	—
333	Machinery mfg .....	2 032	7 751	28 659	16	1	—	3	3	5	3	1	—	—
3335	Metalworking machinery mfg .....	(C)	(D)	(D)	6	2	—	1	2	—	1	—	—	—
33351	Metalworking machinery mfg .....	(C)	(D)	(D)	6	2	—	1	2	—	1	—	—	—
336	Transportation equipment mfg .....	1 286	9 466	28 659	16	1	—	3	3	5	3	1	—	—
3363	Motor vehicle parts mfg .....	1 197	8 887	26 510	10	—	—	—	1	5	3	1	—	—
33632	MV electrical & electronic equipment mfg .....	489	2 769	9 731	4	—	—	—	—	3	1	—	—	—
336322	Other MV electrical & electronic equip mfg ..	489	2 769	9 731	4	—	—	—	—	3	1	—	—	—
33636	Motor vehicle seating & interior trim mfg .....	(C)	(D)	(D)	1	—	—	—	—	—	1	—	—	—
33637	Motor vehicle metal stamping .....	(E)	(D)	(D)	1	—	—	—	—	—	—	1	—	—
33639	Other motor vehicle parts mfg .....	(E)	(D)	(D)	4	—	—	—	1	2	1	—	—	—
<b>42</b>	<b>Wholesale trade .....</b>	<b>783</b>	<b>5 541</b>	<b>24 722</b>	<b>73</b>	<b>38</b>	<b>15</b>	<b>9</b>	<b>8</b>	<b>3</b>	—	—	—	—
421	Wholesale trade, durable goods .....	569	4 057	17 628	44	21	7	7	7	2	—	—	—	—
4215	Metal & mineral (except petroleum) whsle .....	(C)	(D)	(D)	3	1	—	—	1	1	—	—	—	—
42151	Metal service centers & offices whsle .....	(C)	(D)	(D)	3	1	—	—	1	1	—	—	—	—
4218	Machinery, equipment & supplies whsle .....	156	1 021	4 399	12	3	2	4	3	—	—	—	—	—
422	Wholesale trade, nondurable goods .....	214	1 484	7 094	29	17	8	2	1	1	—	—	—	—
<b>44-45</b>	<b>Retail trade .....</b>	<b>2 044</b>	<b>8 171</b>	<b>34 155</b>	<b>196</b>	<b>84</b>	<b>60</b>	<b>34</b>	<b>11</b>	<b>4</b>	<b>3</b>	—	—	—
441	Motor vehicle & parts dealers .....	276	1 714	7 229	27	12	5	5	5	—	—	—	—	—
4411	Automobile dealers .....	157	1 202	4 971	12	6	1	1	4	—	—	—	—	—
44111	New car dealers .....	140	1 133	4 670	6	—	1	1	4	—	—	—	—	—
441110	New car dealers .....	140	1 133	4 670	6	—	1	1	4	—	—	—	—	—
444	Bldg material & garden equip & supp dealers .....	363	1 910	8 560	39	11	16	9	2	1	—	—	—	—
4441	Building material & supplies dealers .....	277	1 436	6 168	27	6	12	7	1	1	—	—	—	—
44419	Other building material dealers .....	186	1 203	5 137	15	4	5	4	1	1	—	—	—	—
444190	Other building material dealers .....	186	1 203	5 137	15	4	5	4	1	1	—	—	—	—
445	Food & beverage stores .....	458	1 337	5 143	25	9	10	2	1	2	1	—	—	—
4451	Grocery stores .....	426	1 246	4 792	18	6	6	2	1	2	1	—	—	—
44511	Grocery (except convenience) stores .....	395	1 203	4 594	14	5	4	1	1	2	1	—	—	—
445110	Grocery (except convenience) stores .....	395	1 203	4 594	14	5	4	1	1	2	1	—	—	—
447	Gasoline stations .....	196	586	2 316	21	4	9	7	1	—	—	—	—	—
4471	Gasoline stations .....	196	586	2 316	21	4	9	7	1	—	—	—	—	—
44711	Gasoline stations with convenience stores ...	161	468	1 795	16	2	8	5	1	—	—	—	—	—
447110	Gasoline stations with convenience stores ...	161	468	1 795	16	2	8	5	1	—	—	—	—	—
448	Clothing & clothing accessories stores .....	112	316	1 389	15	8	4	2	—	1	—	—	—	—
452	General merchandise stores .....	357	1 166	5 015	9	1	6	—	—	—	2	—	—	—
4521	Department stores .....	(E)	(D)	(D)	2	—	—	—	—	—	2	—	—	—
45211	Department stores .....	(E)	(D)	(D)	2	—	—	—	—	—	2	—	—	—
<b>48-49</b>	<b>Transportation &amp; warehousing .....</b>	<b>231</b>	<b>1 394</b>	<b>6 068</b>	<b>43</b>	<b>27</b>	<b>6</b>	<b>8</b>	<b>2</b>	—	—	—	—	—
484	Truck transportation .....	197	1 271	5 547	37	23	5	8	1	—	—	—	—	—
4841	General freight trucking .....	112	776	3 175	22	15	2	4	1	—	—	—	—	—
<b>51</b>	<b>Information .....</b>	<b>314</b>	<b>2 737</b>	<b>10 739</b>	<b>17</b>	<b>13</b>	<b>1</b>	—	<b>2</b>	—	<b>1</b>	—	—	—
513	Broadcasting & telecommunications .....	(C)	(D)	(D)	9	7	1	—	—	—	1	—	—	—
5133	Telecommunications .....	(C)	(D)	(D)	7	6	—	—	—	—	1	—	—	—
51331	Wired telecommunications carriers .....	(C)	(D)	(D)	7	6	—	—	—	—	1	—	—	—

See footnotes at end of table.

**Table 6. Counties—Employees, Payroll, and Establishments by Industry: 2000—Con.**

[Excludes most government employees, railroad employees, and self-employed persons. Size class 1 to 4 includes establishments with payroll, but no employees, during mid-March pay period. (D) denotes figures withheld to avoid disclosing data for individual companies; the data are included in broader industry totals. Detailed industries with 100 or more employees are shown if industry was not a (D). For explanation of terms, abbreviations, and data reliability/comparability, see introductory text]

NAICS code	Industry	Number of employees for week including March 12	Payroll (\$1,000)		Total number of establishments	Number of establishments by employment-size class								
			First quarter	Annual		1 to 4	5 to 9	10 to 19	20 to 49	50 to 99	100 to 249	250 to 499	500 to 999	1,000 or more
<b>MARSHALL—Con.</b>														
<b>52</b>	<b>Finance &amp; insurance</b> .....	<b>342</b>	<b>2 465</b>	<b>10 433</b>	<b>51</b>	<b>31</b>	<b>9</b>	<b>7</b>	<b>4</b>	—	—	—	—	—
522	Credit intermediation & related activities .....	198	1 145	4 967	20	6	7	5	2	—	—	—	—	—
5221	Depository credit intermediation .....	186	1 096	4 804	16	2	7	5	2	—	—	—	—	—
52211	Commercial banking .....	110	772	3 351	11	2	6	2	1	—	—	—	—	—
522110	Commercial banking .....	110	772	3 351	11	2	6	2	1	—	—	—	—	—
524	Insurance carriers & related activities .....	(C)	(D)	(D)	28	22	2	2	2	—	—	—	—	—
5242	Agencies & other insurance related activities ...	(C)	(D)	(D)	26	20	2	2	2	—	—	—	—	—
52421	Insurance agencies & brokerages .....	108	824	3 561	24	19	2	2	1	—	—	—	—	—
524210	Insurance agencies & brokerages .....	108	824	3 561	24	19	2	2	1	—	—	—	—	—
<b>53</b>	<b>Real estate &amp; rental &amp; leasing</b> .....	<b>116</b>	<b>475</b>	<b>2 007</b>	<b>32</b>	<b>24</b>	<b>6</b>	<b>2</b>	—	—	—	—	—	—
<b>54</b>	<b>Professional, scientific &amp; technical services</b> .....	<b>252</b>	<b>1 173</b>	<b>5 201</b>	<b>60</b>	<b>41</b>	<b>13</b>	<b>6</b>	—	—	—	—	—	—
541	Professional, scientific & technical services .....	252	1 173	5 201	60	41	13	6	—	—	—	—	—	—
<b>55</b>	<b>Management of companies &amp; enterprises</b> .....	<b>(A)</b>	<b>(D)</b>	<b>(D)</b>	<b>2</b>	<b>1</b>	<b>1</b>	—	—	—	—	—	—	—
<b>56</b>	<b>Admin. support, waste mgmt, remediation services</b> .....	<b>601</b>	<b>2 620</b>	<b>10 075</b>	<b>41</b>	<b>24</b>	<b>9</b>	—	<b>5</b>	<b>1</b>	<b>2</b>	—	—	—
561	Administrative & support services .....	(F)	(D)	(D)	38	22	9	—	4	1	2	—	—	—
5613	Employment services .....	435	1 733	6 121	5	—	—	—	2	1	2	—	—	—
56132	Temporary help services .....	435	1 733	6 121	5	—	—	—	2	1	2	—	—	—
561320	Temporary help services .....	435	1 733	6 121	5	—	—	—	2	1	2	—	—	—
<b>61</b>	<b>Educational services</b> .....	<b>(F)</b>	<b>(D)</b>	<b>(D)</b>	<b>7</b>	<b>4</b>	<b>1</b>	—	—	—	<b>1</b>	<b>1</b>	—	—
611	Educational services .....	(F)	(D)	(D)	7	4	1	—	—	—	1	1	—	—
6111	Elementary & secondary schools .....	(E)	(D)	(D)	3	1	1	—	—	—	—	1	—	—
61111	Elementary & secondary schools .....	(E)	(D)	(D)	3	1	1	—	—	—	—	1	—	—
6112	Junior colleges .....	(C)	(D)	(D)	1	—	—	—	—	—	1	—	—	—
61121	Junior colleges .....	(C)	(D)	(D)	1	—	—	—	—	—	1	—	—	—
<b>62</b>	<b>Health care and social assistance</b> .....	<b>1 687</b>	<b>9 009</b>	<b>38 712</b>	<b>66</b>	<b>24</b>	<b>20</b>	<b>11</b>	<b>2</b>	<b>4</b>	<b>3</b>	<b>2</b>	—	—
621	Ambulatory health care services .....	240	1 411	6 528	38	13	17	7	1	—	—	—	—	—
6212	Offices of dentists .....	101	495	2 075	15	4	9	2	—	—	—	—	—	—
62121	Offices of dentists .....	101	495	2 075	15	4	9	2	—	—	—	—	—	—
621210	Offices of dentists .....	101	495	2 075	15	4	9	2	—	—	—	—	—	—
622	Hospitals .....	574	4 298	18 981	3	—	—	—	—	1	1	1	—	—
6221	General medical & surgical hospitals .....	(E)	(D)	(D)	2	—	—	—	—	1	—	1	—	—
62211	General medical & surgical hospitals .....	(E)	(D)	(D)	2	—	—	—	—	1	—	1	—	—
6222	Psychiatric & substance abuse hospitals .....	(C)	(D)	(D)	1	—	—	—	—	—	1	—	—	—
62221	Psychiatric & substance abuse hospitals .....	(C)	(D)	(D)	1	—	—	—	—	—	1	—	—	—
623	Nursing & residential care facilities .....	549	2 513	9 995	12	2	2	2	1	3	2	—	—	—
6231	Nursing care facilities .....	499	2 316	9 258	7	1	—	—	1	3	2	—	—	—
62311	Nursing care facilities .....	499	2 316	9 258	7	1	—	—	1	3	2	—	—	—
623110	Nursing care facilities .....	499	2 316	9 258	7	1	—	—	1	3	2	—	—	—
624	Social assistance .....	324	787	3 208	13	9	1	2	—	—	—	1	—	—
6241	Individual & family services .....	302	727	2 946	5	2	1	1	—	—	—	1	—	—
62412	Services for elderly & disabled persons .....	(E)	(D)	(D)	1	—	—	—	—	—	—	1	—	—
<b>71</b>	<b>Arts, entertainment &amp; recreation</b> .....	<b>212</b>	<b>613</b>	<b>3 690</b>	<b>21</b>	<b>12</b>	<b>4</b>	<b>1</b>	<b>3</b>	<b>1</b>	—	—	—	—
713	Amusement, gambling & recreation industries .....	208	601	3 597	17	8	4	1	3	1	—	—	—	—
7139	Other amusement & recreation industries .....	208	601	3 597	17	8	4	1	3	1	—	—	—	—
<b>72</b>	<b>Accommodation &amp; food services</b> .....	<b>1 430</b>	<b>3 006</b>	<b>13 175</b>	<b>88</b>	<b>34</b>	<b>9</b>	<b>19</b>	<b>20</b>	<b>5</b>	<b>1</b>	—	—	—
722	Food services & drinking places .....	1 339	2 795	12 166	82	31	9	18	18	5	1	—	—	—
7221	Full-service restaurants .....	503	989	4 191	28	10	4	6	5	3	—	—	—	—
72211	Full-service restaurants .....	503	989	4 191	28	10	4	6	5	3	—	—	—	—
722110	Full-service restaurants .....	503	989	4 191	28	10	4	6	5	3	—	—	—	—
7222	Limited-service eating places .....	775	1 613	7 128	39	9	4	11	12	2	1	—	—	—
72221	Limited-service eating places .....	775	1 613	7 128	39	9	4	11	12	2	1	—	—	—
722211	Limited-service restaurants .....	755	1 577	6 954	34	6	3	10	12	2	1	—	—	—
<b>81</b>	<b>Other services (except public administration)</b> .....	<b>781</b>	<b>2 952</b>	<b>12 225</b>	<b>137</b>	<b>83</b>	<b>35</b>	<b>14</b>	<b>4</b>	—	<b>1</b>	—	—	—
811	Repair & maintenance .....	223	1 286	5 224	40	21	11	7	1	—	—	—	—	—
8111	Automotive repair & maintenance .....	169	954	3 842	29	15	8	5	1	—	—	—	—	—
813	Religious, grantmaking, civic, prof & like organizations .....	469	1 363	5 700	74	47	18	5	3	—	1	—	—	—
8131	Religious organizations .....	383	1 218	5 079	51	31	13	3	3	—	1	—	—	—
81311	Religious organizations .....	383	1 218	5 079	51	31	13	3	3	—	1	—	—	—
813110	Religious organizations .....	383	1 218	5 079	51	31	13	3	3	—	1	—	—	—
<b>95</b>	<b>Auxiliaries (exc corporate, subsidiary &amp; regional mgt)</b> .....	<b>(A)</b>	<b>(D)</b>	<b>(D)</b>	<b>2</b>	<b>1</b>	<b>1</b>	—	—	—	—	—	—	—
<b>99</b>	<b>Unclassified establishments</b> .....	<b>2</b>	<b>3</b>	<b>26</b>	<b>6</b>	<b>6</b>	—	—	—	—	—	—	—	—

See footnotes at end of table.

**Table 6. Counties—Employees, Payroll, and Establishments by Industry: 2000—Con.**

[Excludes most government employees, railroad employees, and self-employed persons. Size class 1 to 4 includes establishments with payroll, but no employees, during mid-March pay period. (D) denotes figures withheld to avoid disclosing data for individual companies; the data are included in broader industry totals. Detailed industries with 100 or more employees are shown if industry was not a (D). For explanation of terms, abbreviations, and data reliability/comparability, see introductory text]

NAICS code	Industry	Number of employees for week including March 12	Payroll (\$1,000)		Total number of establishments	Number of establishments by employment-size class								
			First quarter	Annual		1 to 4	5 to 9	10 to 19	20 to 49	50 to 99	100 to 249	250 to 499	500 to 999	1,000 or more
<b>MARTIN</b>														
	<b>Total</b> .....	<b>2 477</b>	<b>13 688</b>	<b>54 974</b>	<b>246</b>	<b>147</b>	<b>40</b>	<b>36</b>	<b>13</b>	<b>6</b>	<b>3</b>	<b>1</b>	-	-
11	<b>Forestry, fishing, hunting, and agriculture support</b> .....	(B)	(D)	(D)	2	-	-	2	-	-	-	-	-	-
22	<b>Utilities</b> .....	10	88	358	3	2	1	-	-	-	-	-	-	-
23	<b>Construction</b> .....	267	1 487	6 214	29	15	7	5	1	1	-	-	-	-
233	Building, developing & general contracting .....	201	1 184	4 795	18	10	3	3	1	1	-	-	-	-
2333	Nonresidential building construction .....	128	860	3 213	5	2	1	-	1	1	-	-	-	-
31-33	<b>Manufacturing</b> .....	<b>783</b>	<b>5 980</b>	<b>23 068</b>	<b>14</b>	<b>4</b>	<b>2</b>	<b>2</b>	<b>2</b>	-	<b>3</b>	<b>1</b>	-	-
327	Nonmetallic mineral product mfg .....	(E)	(D)	(D)	2	-	-	-	-	-	1	1	-	-
3274	Lime & gypsum product mfg .....	(E)	(D)	(D)	2	-	-	-	-	-	1	1	-	-
32742	Gypsum product mfg .....	(E)	(D)	(D)	2	-	-	-	-	-	1	1	-	-
331	Primary metal mfg .....	(C)	(D)	(D)	1	-	-	-	-	-	1	-	-	-
3314	Nonferrous (exc alum) production & processing .....	(C)	(D)	(D)	1	-	-	-	-	-	1	-	-	-
33149	Other nonferrous roll, draw, extruding, alloying .....	(C)	(D)	(D)	1	-	-	-	-	-	1	-	-	-
339	Miscellaneous mfg .....	(C)	(D)	(D)	1	-	-	-	-	-	1	-	-	-
3399	Other miscellaneous mfg .....	(C)	(D)	(D)	1	-	-	-	-	-	1	-	-	-
33999	All other misc mfg .....	(C)	(D)	(D)	1	-	-	-	-	-	1	-	-	-
42	<b>Wholesale trade</b> .....	<b>86</b>	<b>384</b>	<b>1 643</b>	<b>7</b>	<b>4</b>	-	<b>2</b>	-	<b>1</b>	-	-	-	-
44-45	<b>Retail trade</b> .....	<b>360</b>	<b>1 301</b>	<b>5 252</b>	<b>51</b>	<b>25</b>	<b>13</b>	<b>10</b>	<b>2</b>	<b>1</b>	-	-	-	-
445	Food & beverage stores .....	139	342	1 302	11	3	3	4	-	1	-	-	-	-
4451	Grocery stores .....	123	311	1 185	8	2	1	4	-	1	-	-	-	-
44511	Grocery (except convenience) stores .....	109	294	1 118	5	-	1	3	-	1	-	-	-	-
445110	Grocery (except convenience) stores .....	109	294	1 118	5	-	1	3	-	1	-	-	-	-
48-49	<b>Transportation &amp; warehousing</b> .....	<b>161</b>	<b>1 001</b>	<b>4 181</b>	<b>13</b>	<b>4</b>	<b>4</b>	<b>3</b>	<b>1</b>	<b>1</b>	-	-	-	-
484	Truck transportation .....	(C)	(D)	(D)	11	4	4	2	-	1	-	-	-	-
4842	Specialized freight trucking .....	100	718	2 908	4	-	2	1	-	1	-	-	-	-
51	<b>Information</b> .....	<b>30</b>	<b>132</b>	<b>461</b>	<b>4</b>	<b>2</b>	<b>1</b>	<b>1</b>	-	-	-	-	-	-
52	<b>Finance &amp; insurance</b> .....	<b>105</b>	<b>682</b>	<b>2 480</b>	<b>17</b>	<b>13</b>	-	<b>3</b>	<b>1</b>	-	-	-	-	-
53	<b>Real estate &amp; rental &amp; leasing</b> .....	<b>7</b>	<b>12</b>	<b>94</b>	<b>5</b>	<b>5</b>	-	-	-	-	-	-	-	-
54	<b>Professional, scientific &amp; technical services</b> .....	<b>194</b>	<b>1 488</b>	<b>6 188</b>	<b>20</b>	<b>15</b>	-	<b>2</b>	<b>2</b>	<b>1</b>	-	-	-	-
541	Professional, scientific & technical services .....	194	1 488	6 188	20	15	-	2	2	1	-	-	-	-
55	<b>Management of companies &amp; enterprises</b> .....	<b>(A)</b>	<b>(D)</b>	<b>(D)</b>	<b>1</b>	<b>1</b>	-	-	-	-	-	-	-	-
56	<b>Admin, support, waste mgt, remediation services</b> .....	<b>7</b>	<b>7</b>	<b>48</b>	<b>4</b>	<b>4</b>	-	-	-	-	-	-	-	-
61	<b>Educational services</b> .....	<b>(A)</b>	<b>(D)</b>	<b>(D)</b>	<b>1</b>	<b>1</b>	-	-	-	-	-	-	-	-
62	<b>Health care and social assistance</b> .....	<b>70</b>	<b>238</b>	<b>1 065</b>	<b>14</b>	<b>9</b>	<b>3</b>	<b>1</b>	<b>1</b>	-	-	-	-	-
71	<b>Arts, entertainment &amp; recreation</b> .....	<b>(A)</b>	<b>(D)</b>	<b>(D)</b>	<b>2</b>	<b>2</b>	-	-	-	-	-	-	-	-
72	<b>Accommodation &amp; food services</b> .....	<b>275</b>	<b>477</b>	<b>2 068</b>	<b>21</b>	<b>9</b>	<b>4</b>	<b>4</b>	<b>3</b>	<b>1</b>	-	-	-	-
722	Food services & drinking places .....	(E)	(D)	(D)	20	8	4	4	3	1	-	-	-	-
7222	Limited-service eating places .....	161	292	1 266	9	3	-	3	3	-	-	-	-	-
72221	Limited-service eating places .....	161	292	1 266	9	3	-	3	3	-	-	-	-	-
722211	Limited-service restaurants .....	161	292	1 266	9	3	-	3	3	-	-	-	-	-
81	<b>Other services (except public administration)</b> .....	<b>88</b>	<b>278</b>	<b>1 189</b>	<b>35</b>	<b>29</b>	<b>5</b>	<b>1</b>	-	-	-	-	-	-
99	<b>Unclassified establishments</b> .....	<b>1</b>	<b>3</b>	<b>43</b>	<b>3</b>	<b>3</b>	-	-	-	-	-	-	-	-
<b>MIAMI</b>														
	<b>Total</b> .....	<b>8 235</b>	<b>44 328</b>	<b>184 054</b>	<b>682</b>	<b>381</b>	<b>141</b>	<b>78</b>	<b>54</b>	<b>17</b>	<b>7</b>	<b>3</b>	<b>1</b>	-
11	<b>Forestry, fishing, hunting, and agriculture support</b> .....	(A)	(D)	(D)	1	1	-	-	-	-	-	-	-	-
21	<b>Mining</b> .....	(B)	(D)	(D)	3	2	-	-	1	-	-	-	-	-
22	<b>Utilities</b> .....	(B)	(D)	(D)	2	-	-	-	2	-	-	-	-	-
23	<b>Construction</b> .....	<b>441</b>	<b>2 492</b>	<b>11 890</b>	<b>71</b>	<b>42</b>	<b>14</b>	<b>10</b>	<b>5</b>	-	-	-	-	-
233	Building, developing & general contracting .....	158	795	3 885	24	17	3	1	3	-	-	-	-	-
235	Special trade contractors .....	244	1 444	7 055	43	24	11	6	2	-	-	-	-	-
2351	Plumbing, heating & AC contractor .....	110	712	3 728	11	4	4	1	2	-	-	-	-	-
23511	Plumbing, heating & AC contractor .....	110	712	3 728	11	4	4	1	2	-	-	-	-	-
235110	Plumbing, heating & AC contractor .....	110	712	3 728	11	4	4	1	2	-	-	-	-	-

See footnotes at end of table.

**Table 6. Counties—Employees, Payroll, and Establishments by Industry: 2000—Con.**

[Excludes most government employees, railroad employees, and self-employed persons. Size class 1 to 4 includes establishments with payroll, but no employees, during mid-March pay period. (D) denotes figures withheld to avoid disclosing data for individual companies; the data are included in broader industry totals. Detailed industries with 100 or more employees are shown if industry was not a (D). For explanation of terms, abbreviations, and data reliability/comparability, see introductory text]

NAICS code	Industry	Number of employees for week including March 12	Payroll (\$1,000)		Total number of establishments	Number of establishments by employment-size class									
			First quarter	Annual		1 to 4	5 to 9	10 to 19	20 to 49	50 to 99	100 to 249	250 to 499	500 to 999	1,000 or more	
<b>MIAMI—Con.</b>															
<b>31-33</b>	<b>Manufacturing</b>	<b>2 529</b>	<b>17 517</b>	<b>70 252</b>	<b>50</b>	<b>18</b>	<b>7</b>	<b>5</b>	<b>5</b>	<b>9</b>	<b>4</b>	<b>1</b>	<b>1</b>	<b>—</b>	
321	Wood product mfg	115	460	1 718	4	—	1	2	—	1	—	—	—	—	
3219	Other wood product mfg	(C)	(D)	(D)	3	—	—	2	—	1	—	—	—	—	
322	Paper mfg	(E)	(D)	(D)	2	—	—	—	1	—	—	1	—	—	
3222	Converted paper product mfg	(E)	(D)	(D)	2	—	—	—	1	—	—	1	—	—	
32223	Stationery product mfg	(E)	(D)	(D)	1	—	—	—	—	—	—	1	—	—	
326	Plastics & rubber products mfg	(C)	(D)	(D)	1	—	—	—	—	—	1	—	—	—	
3261	Plastics product mfg	(C)	(D)	(D)	1	—	—	—	—	—	1	—	—	—	
32619	Other plastics product mfg	(C)	(D)	(D)	1	—	—	—	—	—	1	—	—	—	
332	Fabricated metal product mfg	277	2 101	8 340	10	6	—	—	1	3	—	—	—	—	
3327	Mach shops, turn prod, screw, nut, bolt mfg	(C)	(D)	(D)	6	4	—	—	—	2	—	—	—	—	
33271	Machine shops	(C)	(D)	(D)	6	4	—	—	—	2	—	—	—	—	
3329	Other fabricated metal product mfg	(C)	(D)	(D)	3	1	—	—	1	1	—	—	—	—	
33291	Metal valve mfg	(C)	(D)	(D)	2	—	—	—	1	1	—	—	—	—	
333	Machinery mfg	(C)	(D)	(D)	4	2	1	—	—	—	1	—	—	—	
3334	HVAC & commercial refrigeration equipment mfg	(C)	(D)	(D)	1	—	—	—	—	—	1	—	—	—	
33341	HVAC & commercial refrigeration equipment mfg	(C)	(D)	(D)	1	—	—	—	—	—	1	—	—	—	
335	Electrical equip, appliance & component mfg	(F)	(D)	(D)	1	—	—	—	—	—	—	—	1	—	
3353	Electrical equipment mfg	(F)	(D)	(D)	1	—	—	—	—	—	—	—	1	—	
33531	Electrical equipment mfg	(F)	(D)	(D)	1	—	—	—	—	—	—	—	1	—	
336	Transportation equipment mfg	(C)	(D)	(D)	1	—	—	—	—	—	1	—	—	—	
3369	Other transportation equipment mfg	(C)	(D)	(D)	1	—	—	—	—	—	1	—	—	—	
33699	Other transportation equipment mfg	(C)	(D)	(D)	1	—	—	—	—	—	1	—	—	—	
337	Furniture & related product mfg	299	1 462	5 973	5	—	—	1	1	2	1	—	—	—	
3371	HH & institutional furniture & kitchen cabinet mfg	299	1 462	5 973	5	—	—	1	1	2	1	—	—	—	
33712	Household & institutional furniture mfg	(E)	(D)	(D)	4	—	—	—	1	2	1	—	—	—	
<b>42</b>	<b>Wholesale trade</b>	<b>779</b>	<b>5 025</b>	<b>20 975</b>	<b>45</b>	<b>22</b>	<b>8</b>	<b>10</b>	<b>2</b>	<b>2</b>	<b>—</b>	<b>1</b>	<b>—</b>	<b>—</b>	
421	Wholesale trade, durable goods	263	1 820	8 790	21	11	2	6	—	2	—	—	—	—	
4211	Motor vehicle, motor vehicle pt & supply whlse	124	835	3 948	3	—	—	2	—	1	—	—	—	—	
422	Wholesale trade, nondurable goods	516	3 205	12 185	24	11	6	4	2	—	—	1	—	—	
4224	Grocery & related product whlse	(E)	(D)	(D)	3	1	—	1	—	—	—	1	—	—	
42247	Meat & meat product whlse	(E)	(D)	(D)	2	1	—	—	—	—	—	1	—	—	
<b>44-45</b>	<b>Retail trade</b>	<b>1 147</b>	<b>4 740</b>	<b>19 517</b>	<b>124</b>	<b>59</b>	<b>39</b>	<b>13</b>	<b>10</b>	<b>2</b>	<b>1</b>	<b>—</b>	<b>—</b>	<b>—</b>	
441	Motor vehicle & parts dealers	221	1 466	6 212	22	10	4	4	4	—	—	—	—	—	
4411	Automobile dealers	103	737	3 039	8	4	1	1	2	—	—	—	—	—	
445	Food & beverage stores	300	828	3 274	15	6	6	—	2	—	1	—	—	—	
4451	Grocery stores	(E)	(D)	(D)	11	3	5	—	2	—	1	—	—	—	
44511	Grocery (except convenience) stores	272	752	2 941	9	3	3	—	2	—	1	—	—	—	
445110	Grocery (except convenience) stores	272	752	2 941	9	3	3	—	2	—	1	—	—	—	
447	Gasoline stations	164	545	2 240	16	5	7	3	—	1	—	—	—	—	
4471	Gasoline stations	164	545	2 240	16	5	7	3	—	1	—	—	—	—	
<b>48-49</b>	<b>Transportation &amp; warehousing</b>	<b>175</b>	<b>1 090</b>	<b>6 585</b>	<b>26</b>	<b>16</b>	<b>3</b>	<b>4</b>	<b>3</b>	<b>—</b>	<b>—</b>	<b>—</b>	<b>—</b>	<b>—</b>	
484	Truck transportation	(C)	(D)	(D)	23	14	3	3	3	—	—	—	—	—	
4842	Specialized freight trucking	109	554	4 369	13	7	2	1	3	—	—	—	—	—	
<b>51</b>	<b>Information</b>	<b>133</b>	<b>828</b>	<b>2 325</b>	<b>11</b>	<b>5</b>	<b>3</b>	<b>1</b>	<b>1</b>	<b>1</b>	<b>—</b>	<b>—</b>	<b>—</b>	<b>—</b>	
<b>52</b>	<b>Finance &amp; insurance</b>	<b>274</b>	<b>1 688</b>	<b>7 006</b>	<b>45</b>	<b>27</b>	<b>10</b>	<b>4</b>	<b>4</b>	<b>—</b>	<b>—</b>	<b>—</b>	<b>—</b>	<b>—</b>	
522	Credit intermediation & related activities	211	1 309	5 155	25	10	8	3	4	—	—	—	—	—	
5221	Depository credit intermediation	197	1 253	4 896	19	6	6	3	4	—	—	—	—	—	
52211	Commercial banking	123	828	3 160	11	2	6	1	2	—	—	—	—	—	
522110	Commercial banking	123	828	3 160	11	2	6	1	2	—	—	—	—	—	
<b>53</b>	<b>Real estate &amp; rental &amp; leasing</b>	<b>43</b>	<b>150</b>	<b>691</b>	<b>23</b>	<b>20</b>	<b>3</b>	<b>—</b>	<b>—</b>	<b>—</b>	<b>—</b>	<b>—</b>	<b>—</b>	<b>—</b>	
<b>54</b>	<b>Professional, scientific &amp; technical services</b>	<b>90</b>	<b>520</b>	<b>2 558</b>	<b>29</b>	<b>24</b>	<b>4</b>	<b>1</b>	<b>—</b>	<b>—</b>	<b>—</b>	<b>—</b>	<b>—</b>	<b>—</b>	
<b>55</b>	<b>Management of companies &amp; enterprises</b>	<b>(A)</b>	<b>(D)</b>	<b>(D)</b>	<b>1</b>	<b>—</b>	<b>—</b>	<b>1</b>	<b>—</b>	<b>—</b>	<b>—</b>	<b>—</b>	<b>—</b>	<b>—</b>	
<b>56</b>	<b>Admin, support, waste mgt, remediation services</b>	<b>114</b>	<b>427</b>	<b>1 241</b>	<b>18</b>	<b>8</b>	<b>6</b>	<b>3</b>	<b>1</b>	<b>—</b>	<b>—</b>	<b>—</b>	<b>—</b>	<b>—</b>	
<b>61</b>	<b>Educational services</b>	<b>36</b>	<b>133</b>	<b>542</b>	<b>6</b>	<b>4</b>	<b>1</b>	<b>—</b>	<b>1</b>	<b>—</b>	<b>—</b>	<b>—</b>	<b>—</b>	<b>—</b>	
<b>62</b>	<b>Health care and social assistance</b>	<b>954</b>	<b>5 621</b>	<b>22 881</b>	<b>45</b>	<b>25</b>	<b>10</b>	<b>6</b>	<b>1</b>	<b>—</b>	<b>2</b>	<b>1</b>	<b>—</b>	<b>—</b>	
621	Ambulatory health care services	249	1 032	4 460	33	20	8	4	—	—	1	—	—	—	
6214	Outpatient care centers	(C)	(D)	(D)	3	—	1	1	—	—	1	—	—	—	
62149	Other outpatient care centers	(C)	(D)	(D)	2	—	—	—	1	—	—	—	—	—	
622	Hospitals	(E)	(D)	(D)	1	—	—	—	—	—	—	1	—	—	
6221	General medical & surgical hospitals	(E)	(D)	(D)	1	—	—	—	—	—	—	1	—	—	
62211	General medical & surgical hospitals	(E)	(D)	(D)	1	—	—	—	—	—	—	1	—	—	
623	Nursing & residential care facilities	(C)	(D)	(D)	3	1	—	1	—	—	1	—	—	—	
6231	Nursing care facilities	(C)	(D)	(D)	2	1	—	—	—	—	1	—	—	—	
62311	Nursing care facilities	(C)	(D)	(D)	2	1	—	—	—	—	1	—	—	—	
<b>71</b>	<b>Arts, entertainment &amp; recreation</b>	<b>52</b>	<b>157</b>	<b>567</b>	<b>14</b>	<b>12</b>	<b>—</b>	<b>2</b>	<b>—</b>	<b>—</b>	<b>—</b>	<b>—</b>	<b>—</b>	<b>—</b>	

See footnotes at end of table.

**Table 6. Counties—Employees, Payroll, and Establishments by Industry: 2000—Con.**

[Excludes most government employees, railroad employees, and self-employed persons. Size class 1 to 4 includes establishments with payroll, but no employees, during mid-March pay period. (D) denotes figures withheld to avoid disclosing data for individual companies; the data are included in broader industry totals. Detailed industries with 100 or more employees are shown if industry was not a (D). For explanation of terms, abbreviations, and data reliability/comparability, see introductory text]

NAICS code	Industry	Number of employees for week including March 12	Payroll (\$1,000)		Total number of establishments	Number of establishments by employment-size class								
			First quarter	Annual		1 to 4	5 to 9	10 to 19	20 to 49	50 to 99	100 to 249	250 to 499	500 to 999	1,000 or more
<b>MIAMI—Con.</b>														
<b>72</b>	<b>Accommodation &amp; food services</b> .....	<b>851</b>	<b>1 457</b>	<b>6 355</b>	<b>65</b>	<b>22</b>	<b>15</b>	<b>11</b>	<b>15</b>	<b>2</b>	—	—	—	—
722	Food services & drinking places .....	763	1 377	6 052	61	20	14	11	15	1	—	—	—	—
7221	Full-service restaurants .....	259	513	2 105	19	4	6	5	3	1	—	—	—	—
72211	Full-service restaurants .....	259	513	2 105	19	4	6	5	3	1	—	—	—	—
722110	Full-service restaurants .....	259	513	2 105	19	4	6	5	3	1	—	—	—	—
7222	Limited-service eating places .....	477	806	3 699	32	8	6	6	12	—	—	—	—	—
72221	Limited-service eating places .....	477	806	3 699	32	8	6	6	12	—	—	—	—	—
722211	Limited-service restaurants .....	425	745	3 328	26	6	4	4	12	—	—	—	—	—
<b>81</b>	<b>Other services (except public administration)</b> .....	<b>477</b>	<b>1 337</b>	<b>5 670</b>	<b>97</b>	<b>70</b>	<b>16</b>	<b>7</b>	<b>3</b>	<b>1</b>	—	—	—	—
813	Religious, grantmaking, civic, prof & like organizations .....	321	800	3 408	55	39	8	5	2	1	—	—	—	—
8131	Religious organizations .....	187	510	2 161	35	25	4	4	2	—	—	—	—	—
81311	Religious organizations .....	187	510	2 161	35	25	4	4	2	—	—	—	—	—
813110	Religious organizations .....	187	510	2 161	35	25	4	4	2	—	—	—	—	—
<b>99</b>	<b>Unclassified establishments</b> .....	<b>15</b>	<b>18</b>	<b>132</b>	<b>6</b>	<b>4</b>	<b>2</b>	—	—	—	—	—	—	—
<b>MONROE</b>														
	<b>Total</b> .....	<b>47 347</b>	<b>275 753</b>	<b>1 181 307</b>	<b>2 926</b>	<b>1 379</b>	<b>642</b>	<b>450</b>	<b>294</b>	<b>107</b>	<b>39</b>	<b>9</b>	<b>2</b>	<b>4</b>
<b>11</b>	<b>Forestry, fishing, hunting, and agriculture support</b> .....	<b>12</b>	<b>17</b>	<b>72</b>	<b>3</b>	<b>2</b>	—	<b>1</b>	—	—	—	—	—	—
<b>21</b>	<b>Mining</b> .....	<b>155</b>	<b>1 309</b>	<b>6 524</b>	<b>7</b>	<b>2</b>	—	<b>1</b>	<b>4</b>	—	—	—	—	—
212	Mining (except oil & gas) .....	(C)	(D)	(D)	6	1	—	1	4	—	—	—	—	—
2123	Nonmetallic mineral mining & quarrying .....	(C)	(D)	(D)	6	1	—	1	4	—	—	—	—	—
21231	Stone mining & quarrying .....	(C)	(D)	(D)	6	1	—	1	4	—	—	—	—	—
<b>22</b>	<b>Utilities</b> .....	<b>295</b>	<b>3 861</b>	<b>15 460</b>	<b>10</b>	<b>6</b>	<b>1</b>	—	<b>1</b>	<b>1</b>	<b>1</b>	—	—	—
221	Utilities .....	295	3 861	15 460	10	6	1	—	1	1	1	—	—	—
2211	Elec pwr generation, transmn & distribution ...	(C)	(D)	(D)	5	3	—	—	1	—	1	—	—	—
22111	Electric power generation .....	(C)	(D)	(D)	2	1	—	—	—	—	1	—	—	—
<b>23</b>	<b>Construction</b> .....	<b>2 662</b>	<b>17 029</b>	<b>88 075</b>	<b>334</b>	<b>187</b>	<b>81</b>	<b>39</b>	<b>21</b>	<b>4</b>	<b>2</b>	—	—	—
233	Building, developing & general contracting .....	759	4 897	25 417	117	72	30	10	3	1	1	—	—	—
2332	Residential building construction .....	443	2 411	11 017	91	60	22	7	1	1	—	—	—	—
23321	Single-family housing construction .....	379	1 995	9 128	86	59	21	5	—	1	—	—	—	—
233210	Single-family housing construction .....	379	1 995	9 128	86	59	21	5	—	1	—	—	—	—
2333	Nonresidential building construction .....	(E)	(D)	(D)	18	5	7	3	2	—	1	—	—	—
23332	Commercial & institutional bldg construction ..	283	2 165	13 055	16	5	5	3	2	—	1	—	—	—
233320	Commercial & institutional bldg construction ..	283	2 165	13 055	16	5	5	3	2	—	1	—	—	—
234	Heavy construction .....	361	2 447	12 265	22	10	4	3	3	1	1	—	—	—
2341	Highway, street, bridge & tunnel construction ...	(C)	(D)	(D)	4	1	1	—	1	—	1	—	—	—
23411	Highway & street construction .....	(C)	(D)	(D)	3	1	—	—	1	—	1	—	—	—
2349	Other heavy construction .....	(C)	(D)	(D)	18	9	3	3	2	1	—	—	—	—
23491	Water, sewer & pipeline construction .....	118	801	4 153	6	3	—	1	1	1	—	—	—	—
234910	Water, sewer & pipeline construction .....	118	801	4 153	6	3	—	1	1	1	—	—	—	—
235	Special trade contractors .....	1 542	9 685	45 393	195	105	47	26	15	2	—	—	—	—
2351	Plumbing, heating & AC contractor .....	427	3 367	15 521	38	16	11	6	4	1	—	—	—	—
23511	Plumbing, heating & AC contractor .....	427	3 367	15 521	38	16	11	6	4	1	—	—	—	—
235110	Plumbing, heating & AC contractor .....	427	3 367	15 521	38	16	11	6	4	1	—	—	—	—
2353	Electrical contractors .....	244	2 090	9 506	19	11	1	3	3	1	—	—	—	—
23531	Electrical contractors .....	244	2 090	9 506	19	11	1	3	3	1	—	—	—	—
235310	Electrical contractors .....	244	2 090	9 506	19	11	1	3	3	1	—	—	—	—
2354	Masonry, drywall, insulation, tile contractors ...	319	1 543	6 850	33	15	9	5	4	—	—	—	—	—
23541	Masonry & stone contractors .....	165	701	3 567	19	11	4	2	2	—	—	—	—	—
235410	Masonry & stone contractors .....	165	701	3 567	19	11	4	2	2	—	—	—	—	—
23542	Drywall, acoustical & insulation contractors ...	(C)	(D)	(D)	12	2	5	3	2	—	—	—	—	—
2355	Carpentry & floor contractors .....	103	506	2 236	22	13	5	4	—	—	—	—	—	—
2356	Roofing, siding, & sheet metal contractors .....	121	650	3 010	14	7	4	1	2	—	—	—	—	—
23561	Roofing, siding, & sheet metal contractors ...	121	650	3 010	14	7	4	1	2	—	—	—	—	—
235610	Roofing, siding, & sheet metal contractors ...	121	650	3 010	14	7	4	1	2	—	—	—	—	—
2359	Other special trade contractors .....	171	907	4 442	38	24	10	3	1	—	—	—	—	—
<b>31-33</b>	<b>Manufacturing</b> .....	<b>8 090</b>	<b>73 052</b>	<b>295 005</b>	<b>123</b>	<b>49</b>	<b>25</b>	<b>16</b>	<b>13</b>	<b>11</b>	<b>5</b>	<b>1</b>	—	<b>3</b>
322	Paper mfg .....	(C)	(D)	(D)	2	—	—	1	—	1	—	—	—	—
3222	Converted paper product mfg .....	(C)	(D)	(D)	2	—	—	1	—	1	—	—	—	—
323	Printing & related support activities .....	279	2 511	12 045	18	8	4	3	1	2	—	—	—	—
3231	Printing & related support activities .....	279	2 511	12 045	18	8	4	3	1	2	—	—	—	—
32311	Printing .....	(E)	(D)	(D)	17	8	3	3	1	2	—	—	—	—
323110	Commercial lithographic printing .....	125	1 117	4 195	5	1	2	—	1	1	—	—	—	—
325	Chemical mfg .....	(E)	(D)	(D)	4	1	—	1	—	—	—	1	—	—
3254	Pharmaceutical & medicine mfg .....	(E)	(D)	(D)	1	—	—	—	—	—	—	1	—	—
32541	Pharmaceutical & medicine mfg .....	(E)	(D)	(D)	1	—	—	—	—	—	—	1	—	—
326	Plastics & rubber products mfg .....	331	2 950	11 439	8	—	2	3	1	1	1	—	—	—
3261	Plastics product mfg .....	(E)	(D)	(D)	6	—	—	3	1	1	1	—	—	—
32619	Other plastics product mfg .....	(C)	(D)	(D)	3	—	—	1	1	—	1	—	—	—

See footnotes at end of table.

**Table 6. Counties—Employees, Payroll, and Establishments by Industry: 2000—Con.**

[Excludes most government employees, railroad employees, and self-employed persons. Size class 1 to 4 includes establishments with payroll, but no employees, during mid-March pay period. (D) denotes figures withheld to avoid disclosing data for individual companies; the data are included in broader industry totals. Detailed industries with 100 or more employees are shown if industry was not a (D). For explanation of terms, abbreviations, and data reliability/comparability, see introductory text]

NAICS code	Industry	Number of employees for week including March 12	Payroll (\$1,000)		Total number of establishments	Number of establishments by employment-size class								
			First quarter	Annual		1 to 4	5 to 9	10 to 19	20 to 49	50 to 99	100 to 249	250 to 499	500 to 999	1,000 or more
<b>MONROE—Con.</b>														
<b>31-33 Manufacturing—Con.</b>														
327	Nonmetallic mineral product mfg . . . . .	(E)	(D)	(D)	11	2	—	1	5	3	—	—	—	—
3279	Other nonmetallic mineral product mfg . . . . .	323	3 074	13 009	8	1	—	1	3	3	—	—	—	—
32799	All other nonmetallic mineral product mfg . . . . .	323	3 074	13 009	8	1	—	1	3	3	—	—	—	—
332	Fabricated metal product mfg . . . . .	483	3 184	12 866	10	3	2	1	1	1	2	—	—	—
3326	Spring & wire product mfg . . . . .	(C)	(D)	(D)	1	—	—	—	—	—	1	—	—	—
33261	Spring & wire product mfg . . . . .	(C)	(D)	(D)	1	—	—	—	—	—	1	—	—	—
3327	Mach shops, turn prod, screw, nut, bolt mfg . . . . .	(C)	(D)	(D)	5	1	1	1	1	—	1	—	—	—
33272	Turned product & screw, nut & bolt mfg . . . . .	196	1 529	6 200	3	—	—	1	1	—	1	—	—	—
332721	Precision turned product mfg . . . . .	196	1 529	6 200	3	—	—	1	1	—	1	—	—	—
333	Machinery mfg . . . . .	(G)	(D)	(D)	7	4	1	—	—	—	1	—	—	1
3331	Ag, construction & mining machinery mfg . . . . .	(C)	(D)	(D)	1	—	—	—	—	—	1	—	—	—
33312	Construction machinery mfg . . . . .	(C)	(D)	(D)	1	—	—	—	—	—	1	—	—	—
3339	Other general purpose machinery mfg . . . . .	(G)	(D)	(D)	3	1	1	—	—	—	—	—	—	1
33392	Material handling equipment mfg . . . . .	(G)	(D)	(D)	1	—	—	—	—	—	—	—	—	1
335	Electrical equip, appliance & component mfg . . . . .	(H)	(D)	(D)	1	—	—	—	—	—	—	—	—	1
3352	Household appliance mfg . . . . .	(H)	(D)	(D)	1	—	—	—	—	—	—	—	—	1
33522	Major appliance mfg . . . . .	(H)	(D)	(D)	1	—	—	—	—	—	—	—	—	1
336	Transportation equipment mfg . . . . .	(C)	(D)	(D)	4	3	—	—	—	—	1	—	—	—
3363	Motor vehicle parts mfg . . . . .	(C)	(D)	(D)	2	1	—	—	—	—	1	—	—	—
33636	Motor vehicle seating & interior trim mfg . . . . .	(C)	(D)	(D)	1	—	—	—	—	—	1	—	—	—
339	Miscellaneous mfg . . . . .	(G)	(D)	(D)	21	14	4	1	—	1	—	—	—	1
3391	Medical equipment & supplies mfg . . . . .	(G)	(D)	(D)	10	4	4	1	—	—	—	—	—	1
33911	Medical equipment & supplies mfg . . . . .	(G)	(D)	(D)	10	4	4	1	—	—	—	—	—	1
<b>42</b>	<b>Wholesale trade . . . . .</b>	<b>1 755</b>	<b>13 232</b>	<b>53 365</b>	<b>104</b>	<b>39</b>	<b>25</b>	<b>20</b>	<b>15</b>	<b>3</b>	<b>1</b>	<b>1</b>	—	—
421	Wholesale trade, durable goods . . . . .	594	4 543	18 079	70	27	19	15	8	1	—	—	—	—
4214	Professional & commercial equip & supp whsle . . . . .	119	910	4 269	14	5	3	4	2	—	—	—	—	—
4216	Electrical goods whsle . . . . .	180	1 643	4 930	14	3	5	3	2	1	—	—	—	—
42169	Other electronic parts & equipment whsle . . . . .	118	1 142	3 013	10	3	4	2	—	1	—	—	—	—
421690	Other electronic parts & equipment whsle . . . . .	118	1 142	3 013	10	3	4	2	—	1	—	—	—	—
422	Wholesale trade, nondurable goods . . . . .	1 161	8 689	35 286	34	12	6	5	7	2	1	1	—	—
4224	Grocery & related product whsle . . . . .	819	7 012	28 346	12	4	1	1	4	—	1	1	—	—
42242	Packaged frozen food whsle . . . . .	(C)	(D)	(D)	2	—	—	—	1	—	1	—	—	—
42249	Other grocery & related products whsle . . . . .	580	4 991	19 513	6	2	—	—	3	—	—	1	—	—
422490	Other grocery & related products whsle . . . . .	580	4 991	19 513	6	2	—	—	3	—	—	1	—	—
4229	Miscellaneous nondurable goods whsle . . . . .	187	926	3 750	5	—	1	1	1	2	—	—	—	—
42292	Book, periodical & newspaper whsle . . . . .	(C)	(D)	(D)	3	—	—	1	—	2	—	—	—	—
<b>44-45</b>	<b>Retail trade . . . . .</b>	<b>7 409</b>	<b>28 413</b>	<b>119 148</b>	<b>475</b>	<b>165</b>	<b>139</b>	<b>88</b>	<b>54</b>	<b>17</b>	<b>10</b>	<b>2</b>	—	—
441	Motor vehicle & parts dealers . . . . .	666	4 883	22 552	49	20	11	7	8	3	—	—	—	—
4411	Automobile dealers . . . . .	441	3 657	17 207	26	14	3	1	5	3	—	—	—	—
44111	New car dealers . . . . .	364	3 157	15 344	9	1	1	—	4	3	—	—	—	—
441110	New car dealers . . . . .	364	3 157	15 344	9	1	1	—	4	3	—	—	—	—
4413	Automotive parts, accessories & tire stores . . . . .	186	1 012	4 182	16	2	7	4	3	—	—	—	—	—
44131	Automotive parts, accessories & tire stores . . . . .	128	690	2 768	11	2	5	1	3	—	—	—	—	—
441310	Automotive parts, accessories & tire stores . . . . .	128	690	2 768	11	2	5	1	3	—	—	—	—	—
442	Furniture & home furnishing stores . . . . .	216	1 047	4 473	32	11	14	6	1	—	—	—	—	—
4422	Home furnishings stores . . . . .	135	664	2 907	19	5	10	3	1	—	—	—	—	—
443	Electronics & appliance stores . . . . .	316	1 470	5 253	23	11	5	3	2	2	—	—	—	—
4431	Electronics & appliance stores . . . . .	316	1 470	5 253	23	11	5	3	2	2	—	—	—	—
44311	Appliance, TV & all other electronics stores . . . . .	(C)	(D)	(D)	12	6	3	1	1	1	—	—	—	—
44312	Computer & software stores . . . . .	164	808	2 619	10	5	2	1	1	1	—	—	—	—
443120	Computer & software stores . . . . .	164	808	2 619	10	5	2	1	1	1	—	—	—	—
444	Bldg material & garden equip & supp dealers . . . . .	608	3 161	13 515	34	11	7	8	6	1	1	—	—	—
4441	Building material & supplies dealers . . . . .	498	2 678	11 429	24	7	4	7	4	1	1	—	—	—
44411	Home centers . . . . .	(C)	(D)	(D)	1	—	—	—	—	—	—	—	—	—
44419	Other building material dealers . . . . .	239	1 562	6 347	17	6	3	4	3	1	—	—	—	—
444190	Other building material dealers . . . . .	239	1 562	6 347	17	6	3	4	3	1	—	—	—	—
4442	Lawn & garden equip & supplies stores . . . . .	110	483	2 086	10	4	3	1	2	—	—	—	—	—
445	Food & beverage stores . . . . .	1 520	4 959	19 592	46	11	15	9	2	4	4	1	—	—
4451	Grocery stores . . . . .	1 364	4 624	18 142	27	5	8	4	1	4	4	1	—	—
44511	Grocery (except convenience) stores . . . . .	1 218	4 261	16 599	19	4	3	3	1	3	4	1	—	—
445110	Grocery (except convenience) stores . . . . .	1 218	4 261	16 599	19	4	3	3	1	3	4	1	—	—
44512	Convenience stores . . . . .	146	363	1 543	8	1	5	1	—	1	—	—	—	—
445120	Convenience stores . . . . .	146	363	1 543	8	1	5	1	—	1	—	—	—	—
4453	Beer, wine & liquor stores . . . . .	137	304	1 354	14	3	5	5	1	—	—	—	—	—
44531	Beer, wine & liquor stores . . . . .	137	304	1 354	14	3	5	5	1	—	—	—	—	—
445310	Beer, wine & liquor stores . . . . .	137	304	1 354	14	3	5	5	1	—	—	—	—	—
446	Health & personal care stores . . . . .	301	1 373	5 698	31	12	10	4	5	—	—	—	—	—
4461	Health & personal care stores . . . . .	301	1 373	5 698	31	12	10	4	5	—	—	—	—	—
44611	Pharmacies & drug stores . . . . .	209	1 114	4 536	16	3	7	2	4	—	—	—	—	—
446110	Pharmacies & drug stores . . . . .	209	1 114	4 536	16	3	7	2	4	—	—	—	—	—
447	Gasoline stations . . . . .	442	1 543	6 276	44	9	16	14	5	—	—	—	—	—
4471	Gasoline stations . . . . .	442	1 543	6 276	44	9	16	14	5	—	—	—	—	—
44711	Gasoline stations with convenience stores . . . . .	335	1 102	4 462	34	6	12	13	3	—	—	—	—	—
447110	Gasoline stations with convenience stores . . . . .	335	1 102	4 462	34	6	12	13	3	—	—	—	—	—
44719	Other gasoline stations . . . . .	107	441	1 814	10	3	4	1	2	—	—	—	—	—
447190	Other gasoline stations . . . . .	107	441	1 814	10	3	4	1	2	—	—	—	—	—

See footnotes at end of table.





**Table 6. Counties—Employees, Payroll, and Establishments by Industry: 2000—Con.**

[Excludes most government employees, railroad employees, and self-employed persons. Size class 1 to 4 includes establishments with payroll, but no employees, during mid-March pay period. (D) denotes figures withheld to avoid disclosing data for individual companies; the data are included in broader industry totals. Detailed industries with 100 or more employees are shown if industry was not a (D). For explanation of terms, abbreviations, and data reliability/comparability, see introductory text]

NAICS code	Industry	Number of employees for week including March 12	Payroll (\$1,000)		Total number of establishments	Number of establishments by employment-size class								
			First quarter	Annual		1 to 4	5 to 9	10 to 19	20 to 49	50 to 99	100 to 249	250 to 499	500 to 999	1,000 or more
<b>MONROE—Con.</b>														
<b>54</b>	<b>Professional, scientific &amp; technical services</b>	<b>1 895</b>	<b>14 128</b>	<b>58 037</b>	<b>234</b>	<b>152</b>	<b>41</b>	<b>22</b>	<b>13</b>	<b>4</b>	<b>2</b>	—	—	—
541	Professional, scientific & technical services	1 895	14 128	58 037	234	152	41	22	13	4	2	—	—	—
5411	Legal services	355	2 491	10 634	53	31	12	5	4	1	—	—	—	—
54111	Offices of lawyers	302	2 218	9 454	47	30	10	2	4	1	—	—	—	—
541110	Offices of lawyers	302	2 218	9 454	47	30	10	2	4	1	—	—	—	—
5412	Accounting, tax prep, bookkeep, payroll services	452	2 112	7 299	45	29	12	1	2	—	1	—	—	—
54121	Accounting, tax prep, bookkeep, payroll services	452	2 112	7 299	45	29	12	1	2	—	1	—	—	—
541211	Offices of certified public accountants	153	1 053	4 591	31	18	12	—	1	—	—	—	—	—
5413	Architectural, engineering & related services	240	2 731	9 005	28	17	3	4	3	1	—	—	—	—
54133	Engineering services	161	1 343	5 505	14	8	1	1	3	1	—	—	—	—
541330	Engineering services	161	1 343	5 505	14	8	1	1	3	1	—	—	—	—
5415	Computer systems design & related services	118	829	4 679	35	28	4	2	1	—	—	—	—	—
54151	Computer systems design & related services	118	829	4 679	35	28	4	2	1	—	—	—	—	—
5416	Management, sci & tech consulting services	288	3 011	13 657	29	22	4	2	—	—	1	—	—	—
54169	Oth scientific & technical consulting services	(C)	(D)	(D)	4	3	—	—	—	—	1	—	—	—
5418	Advertising & related services	274	2 139	8 848	13	4	2	3	2	2	—	—	—	—
54181	Advertising agencies	(C)	(D)	(D)	2	—	—	—	—	2	—	—	—	—
5419	Oth professional, scientific, technical services	128	537	2 619	21	13	4	3	1	—	—	—	—	—
<b>55</b>	<b>Management of companies &amp; enterprises</b>	<b>295</b>	<b>5 627</b>	<b>26 789</b>	<b>14</b>	<b>3</b>	<b>1</b>	<b>4</b>	<b>5</b>	<b>1</b>	—	—	—	—
551	Management of companies & enterprises	295	5 627	26 789	14	3	1	4	5	1	—	—	—	—
5511	Management of companies & enterprises	295	5 627	26 789	14	3	1	4	5	1	—	—	—	—
55111	Management of companies & enterprises	295	5 627	26 789	14	3	1	4	5	1	—	—	—	—
551114	Corp, subsidiary & regional managing offices	295	5 627	26 789	14	3	1	4	5	1	—	—	—	—
<b>56</b>	<b>Admin, support, waste mgt, remediation services</b>	<b>2 559</b>	<b>9 940</b>	<b>51 325</b>	<b>162</b>	<b>82</b>	<b>30</b>	<b>24</b>	<b>14</b>	<b>8</b>	<b>2</b>	<b>2</b>	—	—
561	Administrative & support services	2 467	9 282	48 959	155	80	27	24	12	8	2	2	—	—
5611	Office administrative services	166	1 095	6 762	17	8	2	5	1	1	—	—	—	—
56111	Office administrative services	166	1 095	6 762	17	8	2	5	1	1	—	—	—	—
561110	Office administrative services	166	1 095	6 762	17	8	2	5	1	1	—	—	—	—
5613	Employment services	727	2 995	18 829	13	2	1	2	3	3	2	—	—	—
56132	Temporary help services	(F)	(D)	(D)	7	—	—	1	2	2	2	—	—	—
5614	Business support services	382	964	3 874	13	5	2	3	2	—	—	1	—	—
56142	Telephone call centers	322	698	2 796	4	1	—	1	1	—	—	1	—	—
5615	Travel arrangement & reservation services	176	1 137	5 860	18	10	3	4	—	1	—	—	—	—
56151	Travel agencies	147	1 009	5 329	14	8	2	3	—	1	—	—	—	—
561510	Travel agencies	147	1 009	5 329	14	8	2	3	—	1	—	—	—	—
5616	Investigation & security services	(E)	(D)	(D)	5	2	1	—	—	1	—	1	—	—
56161	Investigation, guard & armored car services	(E)	(D)	(D)	4	1	1	—	—	1	—	1	—	—
5617	Services to buildings & dwellings	589	1 881	9 040	80	47	17	8	6	2	—	—	—	—
56172	Janitorial services	251	769	3 162	29	12	8	6	3	—	—	—	—	—
561720	Janitorial services	251	769	3 162	29	12	8	6	3	—	—	—	—	—
56173	Landscaping services	246	650	3 877	36	26	6	—	2	2	—	—	—	—
561730	Landscaping services	246	650	3 877	36	26	6	—	2	2	—	—	—	—
<b>61</b>	<b>Educational services</b>	<b>350</b>	<b>1 591</b>	<b>6 994</b>	<b>44</b>	<b>27</b>	<b>8</b>	<b>5</b>	<b>3</b>	<b>1</b>	—	—	—	—
611	Educational services	350	1 591	6 994	44	27	8	5	3	1	—	—	—	—
6111	Elementary & secondary schools	130	487	2 054	12	6	2	2	2	—	—	—	—	—
61111	Elementary & secondary schools	130	487	2 054	12	6	2	2	2	—	—	—	—	—
611110	Elementary & secondary schools	130	487	2 054	12	6	2	2	2	—	—	—	—	—
6116	Other schools & instruction	157	825	3 725	19	11	4	3	—	1	—	—	—	—
61169	All other schools & instruction	114	714	2 712	6	2	1	2	—	1	—	—	—	—
<b>62</b>	<b>Health care and social assistance</b>	<b>7 143</b>	<b>44 647</b>	<b>201 619</b>	<b>288</b>	<b>121</b>	<b>67</b>	<b>53</b>	<b>28</b>	<b>8</b>	<b>8</b>	<b>1</b>	<b>1</b>	<b>1</b>
621	Ambulatory health care services	2 110	19 293	87 921	193	86	51	35	15	3	3	—	—	—
6211	Offices of physicians	1 120	13 133	61 735	86	38	20	14	10	2	2	—	—	—
62111	Offices of physicians	1 120	13 133	61 735	86	38	20	14	10	2	2	—	—	—
621111	Offices of physicians (exc mental health)	1 106	13 044	61 220	78	31	19	14	10	2	2	—	—	—
6212	Offices of dentists	315	2 177	9 731	47	18	17	11	1	—	—	—	—	—
62121	Offices of dentists	315	2 177	9 731	47	18	17	11	1	—	—	—	—	—
621210	Offices of dentists	315	2 177	9 731	47	18	17	11	1	—	—	—	—	—
6213	Offices of other health practitioners	157	855	3 623	38	24	11	3	—	—	—	—	—	—
6214	Outpatient care centers	345	2 360	9 457	11	3	1	3	3	—	1	—	—	—
62142	Outpatient mental health, substance abuse ctrs	(C)	(D)	(D)	4	2	—	1	—	—	1	—	—	—
6216	Home health care services	131	549	2 450	5	1	—	2	1	1	—	—	—	—
62161	Home health care services	131	549	2 450	5	1	—	2	1	1	—	—	—	—
621610	Home health care services	131	549	2 450	5	1	—	2	1	1	—	—	—	—
622	Hospitals	(G)	(D)	(D)	2	—	—	—	—	—	1	—	—	1
6221	General medical & surgical hospitals	(G)	(D)	(D)	1	—	—	—	—	—	—	—	—	1
62211	General medical & surgical hospitals	(G)	(D)	(D)	1	—	—	—	—	—	—	—	—	1
6222	Psychiatric & substance abuse hospitals	(C)	(D)	(D)	1	—	—	—	—	—	1	—	—	—
62221	Psychiatric & substance abuse hospitals	(C)	(D)	(D)	1	—	—	—	—	—	1	—	—	—

See footnotes at end of table.

**Table 6. Counties—Employees, Payroll, and Establishments by Industry: 2000—Con.**

[Excludes most government employees, railroad employees, and self-employed persons. Size class 1 to 4 includes establishments with payroll, but no employees, during mid-March pay period. (D) denotes figures withheld to avoid disclosing data for individual companies; the data are included in broader industry totals. Detailed industries with 100 or more employees are shown if industry was not a (D). For explanation of terms, abbreviations, and data reliability/comparability, see introductory text]

NAICS code	Industry	Number of employees for week including March 12	Payroll (\$1,000)		Total number of establishments	Number of establishments by employment-size class								
			First quarter	Annual		1 to 4	5 to 9	10 to 19	20 to 49	50 to 99	100 to 249	250 to 499	500 to 999	1,000 or more
<b>MONROE—Con.</b>														
<b>62</b>	<b>Health care and social assistance—Con.</b>													
623	Nursing & residential care facilities .....	1 504	6 182	24 844	36	11	3	8	8	1	4	1	—	—
6231	Nursing care facilities .....	1 060	4 240	16 520	9	—	—	1	3	1	3	1	—	—
62311	Nursing care facilities .....	1 060	4 240	16 520	9	—	—	1	3	1	3	1	—	—
623110	Nursing care facilities .....	1 060	4 240	16 520	9	—	—	1	3	1	3	1	—	—
6232	Residential mental retardation, health facil .....	(C)	(D)	(D)	17	7	1	5	4	—	—	—	—	—
62321	Residential mental retardation facilities .....	(C)	(D)	(D)	5	—	—	2	3	—	—	—	—	—
6233	Community care facilities for the elderly .....	206	929	4 379	8	3	2	2	—	—	1	—	—	—
62331	Community care facilities for the elderly .....	206	929	4 379	8	3	2	2	—	—	1	—	—	—
624	Social assistance .....	(G)	(D)	(D)	57	24	13	10	5	4	—	—	1	—
6241	Individual & family services .....	798	2 859	12 184	14	3	5	3	—	2	—	—	1	—
62411	Child & youth services .....	(F)	(D)	(D)	2	—	1	—	—	—	—	—	1	—
62412	Services for elderly & disabled persons .....	208	804	3 211	8	1	3	2	—	2	—	—	—	—
624120	Services for elderly & disabled persons .....	208	804	3 211	8	1	3	2	—	2	—	—	—	—
6244	Child day care services .....	(E)	(D)	(D)	36	19	6	5	5	1	—	—	—	—
62441	Child day care services .....	(E)	(D)	(D)	36	19	6	5	5	1	—	—	—	—
<b>71</b>	<b>Arts, entertainment &amp; recreation .....</b>	<b>457</b>	<b>996</b>	<b>4 652</b>	<b>40</b>	<b>26</b>	<b>7</b>	<b>4</b>	<b>1</b>	<b>1</b>	<b>1</b>	<b>—</b>	<b>—</b>	<b>—</b>
713	Amusement, gambling & recreation industries ....	345	719	3 264	20	11	3	4	1	—	1	—	—	—
7139	Other amusement & recreation industries .....	345	719	3 264	20	11	3	4	1	—	1	—	—	—
71394	Fitness & recreational sports centers .....	269	382	1 638	6	2	1	2	—	—	1	—	—	—
713940	Fitness & recreational sports centers .....	269	382	1 638	6	2	1	2	—	—	1	—	—	—
<b>72</b>	<b>Accommodation &amp; food services .....</b>	<b>6 537</b>	<b>14 716</b>	<b>61 723</b>	<b>303</b>	<b>62</b>	<b>47</b>	<b>84</b>	<b>76</b>	<b>30</b>	<b>4</b>	<b>—</b>	<b>—</b>	<b>—</b>
721	Accommodation .....	864	2 396	10 098	69	25	14	21	6	2	1	—	—	—
7211	Traveler accommodation .....	(F)	(D)	(D)	22	5	2	6	6	2	1	—	—	—
72111	Hotels (exc casino hotels) & motels .....	466	1 351	6 142	20	4	2	6	6	1	1	—	—	—
721110	Hotels (exc casino hotels) & motels .....	466	1 351	6 142	20	4	2	6	6	1	1	—	—	—
7213	Rooming & boarding houses .....	339	904	2 785	43	16	12	15	—	—	—	—	—	—
72131	Rooming & boarding houses .....	339	904	2 785	43	16	12	15	—	—	—	—	—	—
721310	Rooming & boarding houses .....	339	904	2 785	43	16	12	15	—	—	—	—	—	—
722	Food services & drinking places .....	5 673	12 320	51 625	234	37	33	63	70	28	3	—	—	—
7221	Full-service restaurants .....	2 630	6 030	25 067	92	13	13	22	26	16	2	—	—	—
72211	Full-service restaurants .....	2 630	6 030	25 067	92	13	13	22	26	16	2	—	—	—
722110	Full-service restaurants .....	2 630	6 030	25 067	92	13	13	22	26	16	2	—	—	—
7222	Limited-service eating places .....	2 638	5 248	21 977	113	14	15	34	39	10	1	—	—	—
72221	Limited-service eating places .....	2 638	5 248	21 977	113	14	15	34	39	10	1	—	—	—
722211	Limited-service restaurants .....	2 196	4 534	18 451	94	12	13	27	33	8	1	—	—	—
722213	Snack & nonalcoholic beverage bars .....	343	434	2 402	16	2	1	7	4	2	—	—	—	—
7223	Special food services .....	127	403	1 864	11	4	1	4	2	—	—	—	—	—
7224	Drinking places (alcoholic beverages) .....	278	639	2 717	18	6	4	3	3	2	—	—	—	—
72241	Drinking places (alcoholic beverages) .....	278	639	2 717	18	6	4	3	3	2	—	—	—	—
722410	Drinking places (alcoholic beverages) .....	278	639	2 717	18	6	4	3	3	2	—	—	—	—
<b>81</b>	<b>Other services (except public administration) .....</b>	<b>2 701</b>	<b>12 527</b>	<b>50 703</b>	<b>287</b>	<b>163</b>	<b>67</b>	<b>41</b>	<b>11</b>	<b>3</b>	<b>—</b>	<b>2</b>	<b>—</b>	<b>—</b>
811	Repair & maintenance .....	965	4 716	18 734	86	49	28	5	2	1	—	1	—	—
8111	Automotive repair & maintenance .....	382	1 709	6 918	65	36	25	2	1	1	—	—	—	—
81111	Automotive mechanical & electrical R&M .....	139	797	3 414	36	21	15	—	—	—	—	—	—	—
811111	General automotive repair .....	107	623	2 650	30	19	11	—	—	—	—	—	—	—
81119	Other automotive R&M .....	166	333	1 349	13	7	4	—	1	1	—	—	—	—
811192	Car washes .....	124	125	499	5	3	—	—	—	1	—	—	—	—
8112	Electronic & precision equipment R&M .....	(E)	(D)	(D)	5	3	—	1	—	—	—	1	—	—
81121	Electronic & precision equipment R&M .....	(E)	(D)	(D)	5	3	—	1	—	—	—	1	—	—
812	Personal & laundry services .....	413	1 609	6 711	61	29	14	16	2	—	—	—	—	—
8121	Personal care services .....	175	567	2 454	28	16	5	5	2	—	—	—	—	—
81211	Hair, nail & skin care services .....	130	473	2 024	18	8	4	5	1	—	—	—	—	—
8123	Drycleaning & laundry services .....	137	415	1 609	16	4	7	5	—	—	—	—	—	—
813	Religious, grantmaking, civic, prof & like organizations .....	1 323	6 202	25 258	140	85	25	20	7	2	—	1	—	—
8131	Religious organizations .....	542	1 722	7 039	83	52	17	10	3	1	—	—	—	—
81311	Religious organizations .....	542	1 722	7 039	83	52	17	10	3	1	—	—	—	—
813110	Religious organizations .....	542	1 722	7 039	83	52	17	10	3	1	—	—	—	—
8132	Grantmaking & giving services .....	391	2 726	11 119	9	4	1	2	1	—	—	1	—	—
81321	Grantmaking & giving services .....	391	2 726	11 119	9	4	1	2	1	—	—	1	—	—
8134	Civic & social organizations .....	161	474	1 942	19	11	2	4	2	—	—	—	—	—
81341	Civic & social organizations .....	161	474	1 942	19	11	2	4	2	—	—	—	—	—
813410	Civic & social organizations .....	161	474	1 942	19	11	2	4	2	—	—	—	—	—
8139	Business, labor, political, like organizations .....	212	1 210	4 933	26	16	5	3	1	1	—	—	—	—
<b>95</b>	<b>Auxiliaries (exc corporate, subsidiary &amp; regional mgt) .....</b>	<b>325</b>	<b>2 036</b>	<b>7 640</b>	<b>6</b>	<b>2</b>	<b>1</b>	<b>—</b>	<b>1</b>	<b>1</b>	<b>1</b>	<b>—</b>	<b>—</b>	<b>—</b>
<b>99</b>	<b>Unclassified establishments .....</b>	<b>85</b>	<b>260</b>	<b>993</b>	<b>36</b>	<b>31</b>	<b>3</b>	<b>1</b>	<b>1</b>	<b>—</b>	<b>—</b>	<b>—</b>	<b>—</b>	<b>—</b>

See footnotes at end of table.

**Table 6. Counties—Employees, Payroll, and Establishments by Industry: 2000—Con.**

[Excludes most government employees, railroad employees, and self-employed persons. Size class 1 to 4 includes establishments with payroll, but no employees, during mid-March pay period. (D) denotes figures withheld to avoid disclosing data for individual companies; the data are included in broader industry totals. Detailed industries with 100 or more employees are shown if industry was not a (D). For explanation of terms, abbreviations, and data reliability/comparability, see introductory text]

NAICS code	Industry	Number of employees for week including March 12	Payroll (\$1,000)		Total number of establishments	Number of establishments by employment-size class								
			First quarter	Annual		1 to 4	5 to 9	10 to 19	20 to 49	50 to 99	100 to 249	250 to 499	500 to 999	1,000 or more
<b>MONTGOMERY</b>														
	<b>Total</b> .....	<b>15 479</b>	<b>107 360</b>	<b>448 515</b>	<b>918</b>	<b>499</b>	<b>205</b>	<b>111</b>	<b>59</b>	<b>18</b>	<b>14</b>	<b>8</b>	<b>3</b>	<b>1</b>
11	Forestry, fishing, hunting, and agriculture support .....	(B)	(D)	(D)	3	2	—	1	—	—	—	—	—	—
21	Mining .....	(A)	(D)	(D)	2	1	—	1	—	—	—	—	—	—
22	Utilities .....	65	696	2 827	4	1	1	1	1	—	—	—	—	—
23	Construction .....	411	2 275	10 922	96	63	27	4	2	—	—	—	—	—
233	Building, developing & general contracting .....	163	1 022	5 022	32	20	9	1	2	—	—	—	—	—
235	Special trade contractors .....	228	1 179	5 514	59	40	16	3	—	—	—	—	—	—
31-33	<b>Manufacturing</b> .....	<b>6 450</b>	<b>64 633</b>	<b>267 026</b>	<b>61</b>	<b>21</b>	<b>7</b>	<b>9</b>	<b>6</b>	<b>5</b>	<b>5</b>	<b>4</b>	<b>3</b>	<b>1</b>
311	Food mfg .....	(E)	(D)	(D)	2	—	1	—	—	—	—	1	—	—
3115	Dairy product mfg .....	(E)	(D)	(D)	1	—	—	—	—	—	—	1	—	—
31151	Dairy product (exc frozen) mfg .....	(E)	(D)	(D)	1	—	—	—	—	—	—	1	—	—
322	Paper mfg .....	(C)	(D)	(D)	1	—	—	—	—	—	1	—	—	—
3222	Converted paper product mfg .....	(C)	(D)	(D)	1	—	—	—	—	—	1	—	—	—
32221	Paperboard container mfg .....	(C)	(D)	(D)	1	—	—	—	—	—	1	—	—	—
323	Printing & related support activities .....	(G)	(D)	(D)	9	5	1	1	—	1	—	—	—	1
3231	Printing & related support activities .....	(G)	(D)	(D)	9	5	1	1	—	1	—	—	—	1
32311	Printing .....	(G)	(D)	(D)	7	4	1	1	—	—	—	—	—	1
326	Plastics & rubber products mfg .....	(E)	(D)	(D)	3	1	—	1	—	—	—	1	—	—
3261	Plastics product mfg .....	(E)	(D)	(D)	3	1	—	1	—	—	—	1	—	—
32619	Other plastics product mfg .....	(E)	(D)	(D)	2	—	—	1	—	—	—	1	—	—
331	Primary metal mfg .....	(F)	(D)	(D)	1	—	—	—	—	—	—	—	1	—
3311	Iron & steel mills & ferroalloy mfg .....	(F)	(D)	(D)	1	—	—	—	—	—	—	—	1	—
33111	Iron & steel mills & ferroalloy mfg .....	(F)	(D)	(D)	1	—	—	—	—	—	—	—	1	—
332	Fabricated metal product mfg .....	597	5 995	27 150	20	8	2	3	2	3	2	—	—	—
3321	Forging & stamping .....	(C)	(D)	(D)	1	—	—	—	—	—	1	—	—	—
33211	Forging & stamping .....	(C)	(D)	(D)	1	—	—	—	—	—	1	—	—	—
3326	Spring & wire product mfg .....	(C)	(D)	(D)	1	—	—	—	—	—	1	—	—	—
33261	Spring & wire product mfg .....	(C)	(D)	(D)	1	—	—	—	—	—	1	—	—	—
3328	Coating, engrave, heat treating & oth activity .....	(C)	(D)	(D)	2	—	—	1	—	1	—	—	—	—
33281	Coating, engrave, heat treating & oth activity .....	(C)	(D)	(D)	2	—	—	1	—	1	—	—	—	—
333	Machinery mfg .....	179	1 239	6 533	4	—	1	2	—	—	1	—	—	—
3331	Ag, construction & mining machinery mfg .....	(C)	(D)	(D)	1	—	—	—	—	—	1	—	—	—
33311	Agricultural implement mfg .....	(C)	(D)	(D)	1	—	—	—	—	—	1	—	—	—
335	Electrical equip, appliance & component mfg .....	(F)	(D)	(D)	2	1	—	—	—	—	—	—	1	—
3351	Electric lighting equipment mfg .....	(F)	(D)	(D)	2	1	—	—	—	—	—	—	1	—
33512	Lighting fixture mfg .....	(F)	(D)	(D)	2	1	—	—	—	—	—	—	1	—
336	Transportation equipment mfg .....	1 340	14 161	53 224	4	—	1	—	—	—	—	2	1	—
3362	Motor vehicle body & trailer mfg .....	(E)	(D)	(D)	1	—	—	—	—	—	—	1	—	—
33621	Motor vehicle body & trailer mfg .....	(E)	(D)	(D)	1	—	—	—	—	—	—	1	—	—
3363	Motor vehicle parts mfg .....	(G)	(D)	(D)	3	—	1	—	—	—	—	1	1	—
33633	Motor vehicle steering & suspension parts mfg .....	(E)	(D)	(D)	1	—	—	—	—	—	—	1	—	—
33635	MV transmission & power train parts mfg .....	(F)	(D)	(D)	1	—	—	—	—	—	—	—	1	—
339	Miscellaneous mfg .....	(C)	(D)	(D)	4	2	—	1	—	—	1	—	—	—
3391	Medical equipment & supplies mfg .....	(C)	(D)	(D)	3	1	—	1	—	—	1	—	—	—
33911	Medical equipment & supplies mfg .....	(C)	(D)	(D)	3	1	—	1	—	—	1	—	—	—
42	<b>Wholesale trade</b> .....	<b>265</b>	<b>2 655</b>	<b>10 078</b>	<b>48</b>	<b>22</b>	<b>18</b>	<b>8</b>	—	—	—	—	—	—
421	Wholesale trade, durable goods .....	170	1 940	7 062	26	10	10	6	—	—	—	—	—	—
44-45	<b>Retail trade</b> .....	<b>1 910</b>	<b>7 167</b>	<b>27 975</b>	<b>165</b>	<b>81</b>	<b>40</b>	<b>24</b>	<b>13</b>	<b>4</b>	<b>3</b>	—	—	—
441	Motor vehicle & parts dealers .....	185	1 238	4 979	23	11	5	4	3	—	—	—	—	—
4411	Automobile dealers .....	116	856	3 517	10	5	—	2	3	—	—	—	—	—
444	Bldg material & garden equip & supp dealers .....	170	976	3 480	19	11	4	2	1	1	—	—	—	—
4441	Building material & supplies dealers .....	133	814	2 694	15	10	3	—	1	1	—	—	—	—
445	Food & beverage stores .....	442	1 325	4 967	16	6	3	2	2	1	2	—	—	—
4451	Grocery stores .....	(E)	(D)	(D)	10	3	1	1	2	1	2	—	—	—
44511	Grocery (except convenience) stores .....	404	1 245	4 648	9	3	—	1	2	1	2	—	—	—
445110	Grocery (except convenience) stores .....	404	1 245	4 648	9	3	—	1	2	1	2	—	—	—
447	Gasoline stations .....	257	596	2 437	26	6	11	6	3	—	—	—	—	—
4471	Gasoline stations .....	257	596	2 437	26	6	11	6	3	—	—	—	—	—
44711	Gasoline stations with convenience stores .....	217	475	2 029	20	5	7	5	3	—	—	—	—	—
447110	Gasoline stations with convenience stores .....	217	475	2 029	20	5	7	5	3	—	—	—	—	—
452	General merchandise stores .....	391	1 308	5 284	7	1	1	2	1	1	1	—	—	—
4521	Department stores .....	(E)	(D)	(D)	2	—	—	—	—	1	1	—	—	—
45211	Department stores .....	(E)	(D)	(D)	2	—	—	—	—	1	1	—	—	—
453	Miscellaneous store retailers .....	132	303	1 142	18	11	3	2	2	—	—	—	—	—
48-49	<b>Transportation &amp; warehousing</b> .....	<b>220</b>	<b>1 467</b>	<b>5 794</b>	<b>46</b>	<b>31</b>	<b>9</b>	<b>3</b>	<b>3</b>	—	—	—	—	—
484	Truck transportation .....	153	1 091	4 265	34	22	8	3	1	—	—	—	—	—
51	<b>Information</b> .....	<b>227</b>	<b>1 648</b>	<b>5 553</b>	<b>13</b>	<b>3</b>	<b>2</b>	<b>4</b>	<b>3</b>	<b>1</b>	—	—	—	—
513	Broadcasting & telecommunications .....	140	1 271	4 133	9	3	—	3	3	—	—	—	—	—

See footnotes at end of table.

**Table 6. Counties—Employees, Payroll, and Establishments by Industry: 2000—Con.**

[Excludes most government employees, railroad employees, and self-employed persons. Size class 1 to 4 includes establishments with payroll, but no employees, during mid-March pay period. (D) denotes figures withheld to avoid disclosing data for individual companies; the data are included in broader industry totals. Detailed industries with 100 or more employees are shown if industry was not a (D). For explanation of terms, abbreviations, and data reliability/comparability, see introductory text]

NAICS code	Industry	Number of employees for week including March 12	Payroll (\$1,000)		Total number of establishments	Number of establishments by employment-size class									
			First quarter	Annual		1 to 4	5 to 9	10 to 19	20 to 49	50 to 99	100 to 249	250 to 499	500 to 999	1,000 or more	
<b>MONTGOMERY—Con.</b>															
<b>52</b>	<b>Finance &amp; insurance</b> .....	<b>381</b>	<b>2 931</b>	<b>11 394</b>	<b>59</b>	<b>32</b>	<b>16</b>	<b>8</b>	<b>3</b>	—	—	—	—	—	
522	Credit intermediation & related activities .....	258	1 674	6 877	30	13	9	5	3	—	—	—	—	—	
5221	Depository credit intermediation .....	234	1 555	6 362	22	7	7	5	3	—	—	—	—	—	
52211	Commercial banking .....	148	926	3 563	17	6	7	3	1	—	—	—	—	—	
522110	Commercial banking .....	148	926	3 563	17	6	7	3	1	—	—	—	—	—	
<b>53</b>	<b>Real estate &amp; rental &amp; leasing</b> .....	<b>62</b>	<b>255</b>	<b>1 096</b>	<b>26</b>	<b>22</b>	<b>3</b>	<b>1</b>	—	—	—	—	—	—	
<b>54</b>	<b>Professional, scientific &amp; technical services</b> .....	<b>407</b>	<b>2 245</b>	<b>9 698</b>	<b>54</b>	<b>39</b>	<b>10</b>	<b>4</b>	—	—	<b>1</b>	—	—	—	
541	Professional, scientific & technical services .....	407	2 245	9 698	54	39	10	4	—	—	1	—	—	—	
5418	Advertising & related services .....	(C)	(D)	(D)	3	2	—	—	—	—	1	—	—	—	
54181	Advertising agencies .....	(C)	(D)	(D)	1	—	—	—	—	—	1	—	—	—	
<b>55</b>	<b>Management of companies &amp; enterprises</b> .....	<b>(A)</b>	<b>(D)</b>	<b>(D)</b>	<b>2</b>	<b>1</b>	—	<b>1</b>	—	—	—	—	—	—	
<b>56</b>	<b>Admin, support, waste mgt, remediation services</b> .....	<b>806</b>	<b>3 230</b>	<b>15 668</b>	<b>40</b>	<b>25</b>	<b>6</b>	<b>4</b>	<b>1</b>	<b>2</b>	<b>1</b>	<b>1</b>	—	—	
561	Administrative & support services .....	(F)	(D)	(D)	36	23	5	3	1	2	1	1	—	—	
5613	Employment services .....	580	2 204	10 874	5	1	—	—	—	1	1	1	—	—	
56131	Employment placement agencies .....	(C)	(D)	(D)	1	—	—	—	—	—	1	—	—	—	
56132	Temporary help services .....	(E)	(D)	(D)	3	—	1	—	—	1	—	1	—	—	
5617	Services to buildings & dwellings .....	136	491	2 661	18	12	3	1	1	1	—	—	—	—	
56172	Janitorial services .....	105	391	2 042	6	3	—	1	1	1	—	—	—	—	
561720	Janitorial services .....	105	391	2 042	6	3	—	1	1	1	—	—	—	—	
<b>61</b>	<b>Educational services</b> .....	<b>(E)</b>	<b>(D)</b>	<b>(D)</b>	<b>7</b>	<b>4</b>	<b>2</b>	—	—	—	—	<b>1</b>	—	—	
611	Educational services .....	(E)	(D)	(D)	7	4	2	—	—	—	—	1	—	—	
6113	Colleges, universities & professional schools .....	(E)	(D)	(D)	1	—	—	—	—	—	—	1	—	—	
61131	Colleges, universities & professional schools .....	(E)	(D)	(D)	1	—	—	—	—	—	—	1	—	—	
<b>62</b>	<b>Health care and social assistance</b> .....	<b>1 448</b>	<b>7 301</b>	<b>34 496</b>	<b>80</b>	<b>35</b>	<b>19</b>	<b>14</b>	<b>6</b>	<b>3</b>	<b>2</b>	<b>1</b>	—	—	
621	Ambulatory health care services .....	344	1 988	11 552	55	28	17	6	4	—	—	—	—	—	
6211	Offices of physicians .....	138	725	5 683	17	10	4	—	3	—	—	—	—	—	
62111	Offices of physicians .....	138	725	5 683	17	10	4	—	3	—	—	—	—	—	
621111	Offices of physicians (exc mental health) .....	138	725	5 683	17	10	4	—	3	—	—	—	—	—	
622	Hospitals .....	(E)	(D)	(D)	1	—	—	—	—	—	—	1	—	—	
6221	General medical & surgical hospitals .....	(E)	(D)	(D)	1	—	—	—	—	—	—	1	—	—	
62211	General medical & surgical hospitals .....	(E)	(D)	(D)	1	—	—	—	—	—	—	1	—	—	
623	Nursing & residential care facilities .....	529	2 408	9 551	12	2	—	5	1	2	2	—	—	—	
6231	Nursing care facilities .....	365	1 683	6 693	4	—	—	—	1	1	2	—	—	—	
62311	Nursing care facilities .....	365	1 683	6 693	4	—	—	—	1	1	2	—	—	—	
623110	Nursing care facilities .....	365	1 683	6 693	4	—	—	—	1	1	2	—	—	—	
6232	Residential mental retardation, health facil .....	(C)	(D)	(D)	6	2	—	3	—	1	—	—	—	—	
62321	Residential mental retardation facilities .....	(C)	(D)	(D)	6	2	—	3	—	1	—	—	—	—	
624	Social assistance .....	(C)	(D)	(D)	12	5	2	3	1	1	—	—	—	—	
<b>71</b>	<b>Arts, entertainment &amp; recreation</b> .....	<b>88</b>	<b>258</b>	<b>1 199</b>	<b>12</b>	<b>7</b>	<b>2</b>	<b>1</b>	<b>2</b>	—	—	—	—	—	
<b>72</b>	<b>Accommodation &amp; food services</b> .....	<b>1 114</b>	<b>2 281</b>	<b>10 202</b>	<b>83</b>	<b>36</b>	<b>16</b>	<b>13</b>	<b>14</b>	<b>3</b>	<b>1</b>	—	—	—	
721	Accommodation .....	176	431	1 966	17	11	1	4	—	—	1	—	—	—	
7211	Traveler accommodation .....	(C)	(D)	(D)	8	2	1	4	—	—	1	—	—	—	
72111	Hotels (exc casino hotels) & motels .....	165	388	1 775	7	1	1	4	—	—	1	—	—	—	
721110	Hotels (exc casino hotels) & motels .....	165	388	1 775	7	1	1	4	—	—	1	—	—	—	
722	Food services & drinking places .....	938	1 850	8 236	66	25	15	9	14	3	—	—	—	—	
7221	Full-service restaurants .....	301	674	2 807	23	8	8	3	2	2	—	—	—	—	
72211	Full-service restaurants .....	301	674	2 807	23	8	8	3	2	2	—	—	—	—	
722110	Full-service restaurants .....	301	674	2 807	23	8	8	3	2	2	—	—	—	—	
7222	Limited-service eating places .....	499	949	4 349	28	9	3	5	10	1	—	—	—	—	
72221	Limited-service eating places .....	499	949	4 349	28	9	3	5	10	1	—	—	—	—	
722211	Limited-service restaurants .....	445	913	4 172	24	7	3	4	9	1	—	—	—	—	
7223	Special food services .....	105	164	844	6	1	3	—	2	—	—	—	—	—	
<b>81</b>	<b>Other services (except public administration)</b> .....	<b>808</b>	<b>2 982</b>	<b>14 690</b>	<b>109</b>	<b>70</b>	<b>26</b>	<b>9</b>	<b>3</b>	—	—	<b>1</b>	—	—	
811	Repair & maintenance .....	157	778	3 126	30	18	7	4	1	—	—	—	—	—	
8111	Automotive repair & maintenance .....	144	739	2 980	24	13	6	4	1	—	—	—	—	—	
812	Personal & laundry services .....	422	1 543	8 891	33	20	12	—	—	—	—	1	—	—	
8129	Other personal services .....	(E)	(D)	(D)	3	2	—	—	—	—	—	1	—	—	
81292	Photofinishing .....	(E)	(D)	(D)	1	—	—	—	—	—	—	1	—	—	
813	Religious, grantmaking, civic, prof & like organizations .....	229	661	2 673	46	32	7	5	2	—	—	—	—	—	
8131	Religious organizations .....	160	467	1 864	32	24	3	3	2	—	—	—	—	—	
81311	Religious organizations .....	160	467	1 864	32	24	3	3	2	—	—	—	—	—	
813110	Religious organizations .....	160	467	1 864	32	24	3	3	2	—	—	—	—	—	
<b>95</b>	<b>Auxiliaries (exc corporate, subsidiary &amp; regional mgt)</b> .....	<b>(E)</b>	<b>(D)</b>	<b>(D)</b>	<b>5</b>	<b>1</b>	<b>1</b>	—	<b>2</b>	—	<b>1</b>	—	—	—	
<b>99</b>	<b>Unclassified establishments</b> .....	<b>13</b>	<b>55</b>	<b>66</b>	<b>3</b>	<b>2</b>	—	<b>1</b>	—	—	—	—	—	—	

See footnotes at end of table.

**Table 6. Counties—Employees, Payroll, and Establishments by Industry: 2000—Con.**

[Excludes most government employees, railroad employees, and self-employed persons. Size class 1 to 4 includes establishments with payroll, but no employees, during mid-March pay period. (D) denotes figures withheld to avoid disclosing data for individual companies; the data are included in broader industry totals. Detailed industries with 100 or more employees are shown if industry was not a (D). For explanation of terms, abbreviations, and data reliability/comparability, see introductory text]

NAICS code	Industry	Number of employees for week including March 12	Payroll (\$1,000)		Total number of establishments	Number of establishments by employment-size class								
			First quarter	Annual		1 to 4	5 to 9	10 to 19	20 to 49	50 to 99	100 to 249	250 to 499	500 to 999	1,000 or more
<b>MORGAN</b>														
	<b>Total</b> .....	<b>13 803</b>	<b>73 497</b>	<b>306 055</b>	<b>1 307</b>	<b>736</b>	<b>268</b>	<b>173</b>	<b>90</b>	<b>24</b>	<b>10</b>	<b>5</b>	<b>-</b>	<b>1</b>
<b>11</b>	<b>Forestry, fishing, hunting, and agriculture support</b> .....	<b>(A)</b>	<b>(D)</b>	<b>(D)</b>	<b>1</b>	<b>1</b>	<b>-</b>	<b>-</b>	<b>-</b>	<b>-</b>	<b>-</b>	<b>-</b>	<b>-</b>	<b>-</b>
<b>21</b>	<b>Mining</b> .....	<b>98</b>	<b>851</b>	<b>3 927</b>	<b>8</b>	<b>2</b>	<b>3</b>	<b>2</b>	<b>1</b>	<b>-</b>	<b>-</b>	<b>-</b>	<b>-</b>	<b>-</b>
<b>22</b>	<b>Utilities</b> .....	<b>234</b>	<b>3 122</b>	<b>12 345</b>	<b>10</b>	<b>2</b>	<b>4</b>	<b>2</b>	<b>-</b>	<b>1</b>	<b>1</b>	<b>-</b>	<b>-</b>	<b>-</b>
221	Utilities .....	234	3 122	12 345	10	2	4	2	-	1	1	-	-	-
2211	Elec pwr generation, transmsn & distribution ...	191	2 840	11 175	3	-	-	1	-	1	1	-	-	-
22111	Electric power generation .....	(C)	(D)	(D)	1	-	-	-	-	-	1	-	-	-
<b>23</b>	<b>Construction</b> .....	<b>1 477</b>	<b>8 476</b>	<b>37 247</b>	<b>223</b>	<b>134</b>	<b>51</b>	<b>24</b>	<b>11</b>	<b>2</b>	<b>1</b>	<b>-</b>	<b>-</b>	<b>-</b>
233	Building, developing & general contracting .....	279	1 441	6 154	75	51	17	6	1	-	-	-	-	-
2332	Residential building construction .....	(C)	(D)	(D)	58	40	15	3	-	-	-	-	-	-
23321	Single-family housing construction .....	183	885	3 488	57	40	14	3	-	-	-	-	-	-
233210	Single-family housing construction .....	183	885	3 488	57	40	14	3	-	-	-	-	-	-
235	Special trade contractors .....	1 122	6 561	28 845	141	80	32	18	8	2	1	-	-	-
2351	Plumbing, heating & AC contractor .....	107	649	2 680	25	19	4	1	1	-	-	-	-	-
23511	Plumbing, heating & AC contractor .....	107	649	2 680	25	19	4	1	1	-	-	-	-	-
235110	Plumbing, heating & AC contractor .....	107	649	2 680	25	19	4	1	1	-	-	-	-	-
2353	Electrical contractors .....	181	1 299	5 374	19	8	6	1	4	-	-	-	-	-
23531	Electrical contractors .....	181	1 299	5 374	19	8	6	1	4	-	-	-	-	-
235310	Electrical contractors .....	181	1 299	5 374	19	8	6	1	4	-	-	-	-	-
2354	Masonry, drywall, insulation, tile contractors ...	341	1 604	5 741	18	9	3	3	1	1	1	-	-	-
23541	Masonry & stone contractors .....	241	965	3 069	10	4	2	3	-	-	1	-	-	-
235410	Masonry & stone contractors .....	241	965	3 069	10	4	2	3	-	-	1	-	-	-
23542	Drywall, acoustical & insulation contractors ...	100	639	2 672	8	5	1	-	1	1	-	-	-	-
235420	Drywall, acoustical & insulation contractors ...	100	639	2 672	8	5	1	-	1	1	-	-	-	-
2357	Concrete contractors .....	129	584	3 214	11	2	4	3	2	-	-	-	-	-
23571	Concrete contractors .....	129	584	3 214	11	2	4	3	2	-	-	-	-	-
235710	Concrete contractors .....	129	584	3 214	11	2	4	3	2	-	-	-	-	-
2359	Other special trade contractors .....	208	1 721	7 855	31	16	9	5	-	1	-	-	-	-
<b>31-33</b>	<b>Manufacturing</b> .....	<b>2 798</b>	<b>21 912</b>	<b>93 263</b>	<b>69</b>	<b>25</b>	<b>12</b>	<b>9</b>	<b>14</b>	<b>5</b>	<b>2</b>	<b>1</b>	<b>-</b>	<b>1</b>
321	Wood product mfg .....	205	1 542	6 725	6	-	2	-	3	1	-	-	-	-
325	Chemical mfg .....	(E)	(D)	(D)	3	-	2	-	-	-	-	1	-	-
3256	Soap, cleaners & toilet preparation mfg .....	(E)	(D)	(D)	1	-	-	-	-	-	-	1	-	-
32562	Toilet preparation mfg .....	(E)	(D)	(D)	1	-	-	-	-	-	-	1	-	-
327	Nonmetallic mineral product mfg .....	191	1 508	6 645	5	2	-	2	-	1	-	-	-	-
3271	Clay product & refractory mfg .....	(C)	(D)	(D)	1	-	-	-	-	-	1	-	-	-
32712	Clay building material & refractories mfg .....	(C)	(D)	(D)	1	-	-	-	-	-	1	-	-	-
332	Fabricated metal product mfg .....	308	2 304	10 547	15	3	2	5	3	2	-	-	-	-
3323	Architectural & structural metals mfg .....	160	1 198	5 129	4	-	-	1	2	1	-	-	-	-
33232	Ornamental & architectural metal prod mfg ...	(C)	(D)	(D)	3	-	-	-	2	1	-	-	-	-
3327	Mach shops, turn prod, screw, nut, bolt mfg ...	116	803	3 176	8	3	1	2	1	1	-	-	-	-
33271	Machine shops .....	(C)	(D)	(D)	7	3	2	1	1	1	-	-	-	-
333	Machinery mfg .....	214	2 449	8 231	12	4	3	1	3	1	-	-	-	-
3335	Metalworking machinery mfg .....	118	1 524	4 377	5	-	2	1	1	1	-	-	-	-
33351	Metalworking machinery mfg .....	118	1 524	4 377	5	-	2	1	1	1	-	-	-	-
334	Computer & electronic product mfg .....	(G)	(D)	(D)	3	1	-	-	1	-	-	-	-	1
3343	Audio & video equipment mfg .....	(G)	(D)	(D)	1	-	-	-	-	-	-	-	-	1
33431	Audio & video equipment mfg .....	(G)	(D)	(D)	1	-	-	-	-	-	-	-	-	1
336	Transportation equipment mfg .....	(C)	(D)	(D)	4	2	-	1	-	-	1	-	-	-
3364	Aerospace product & parts mfg .....	(C)	(D)	(D)	1	-	-	-	-	-	1	-	-	-
33641	Aerospace product & parts mfg .....	(C)	(D)	(D)	1	-	-	-	-	-	1	-	-	-
<b>42</b>	<b>Wholesale trade</b> .....	<b>447</b>	<b>3 284</b>	<b>13 221</b>	<b>67</b>	<b>41</b>	<b>12</b>	<b>9</b>	<b>3</b>	<b>2</b>	<b>-</b>	<b>-</b>	<b>-</b>	<b>-</b>
421	Wholesale trade, durable goods .....	344	2 677	10 586	44	26	7	7	2	2	-	-	-	-
422	Wholesale trade, nondurable goods .....	103	607	2 635	23	15	5	2	1	-	-	-	-	-
<b>44-45</b>	<b>Retail trade</b> .....	<b>2 780</b>	<b>10 930</b>	<b>43 297</b>	<b>213</b>	<b>105</b>	<b>44</b>	<b>34</b>	<b>21</b>	<b>4</b>	<b>3</b>	<b>2</b>	<b>-</b>	<b>-</b>
441	Motor vehicle & parts dealers .....	457	2 889	11 887	45	24	10	4	5	2	-	-	-	-
4411	Automobile dealers .....	351	2 317	9 686	21	10	3	1	5	2	-	-	-	-
44111	New car dealers .....	294	2 025	8 187	11	3	2	-	4	2	-	-	-	-
441110	New car dealers .....	294	2 025	8 187	11	3	2	-	4	2	-	-	-	-
4413	Automotive parts, accessories & tire stores .....	(C)	(D)	(D)	22	12	7	3	-	-	-	-	-	-
444	Bldg material & garden equip & supp dealers .....	206	908	3 701	16	6	2	4	4	-	-	-	-	-
4441	Building material & supplies dealers .....	173	790	3 168	12	4	1	3	4	-	-	-	-	-
445	Food & beverage stores .....	843	2 579	8 539	23	9	3	4	3	1	2	1	-	-
4451	Grocery stores .....	796	2 455	7 946	15	5	2	1	3	1	2	1	-	-
44511	Grocery (except convenience) stores .....	774	2 370	7 607	11	3	-	1	3	1	2	1	-	-
445110	Grocery (except convenience) stores .....	774	2 370	7 607	11	3	-	1	3	1	2	1	-	-
446	Health & personal care stores .....	111	575	2 319	9	3	3	-	3	-	-	-	-	-
4461	Health & personal care stores .....	111	575	2 319	9	3	3	-	3	-	-	-	-	-
447	Gasoline stations .....	432	1 308	5 514	37	11	9	14	2	-	1	-	-	-
4471	Gasoline stations .....	432	1 308	5 514	37	11	9	14	2	-	1	-	-	-
44711	Gasoline stations with convenience stores ...	382	1 093	4 649	30	7	8	12	2	-	1	-	-	-
447110	Gasoline stations with convenience stores ...	382	1 093	4 649	30	7	8	12	2	-	1	-	-	-

See footnotes at end of table.

**Table 6. Counties—Employees, Payroll, and Establishments by Industry: 2000—Con.**

[Excludes most government employees, railroad employees, and self-employed persons. Size class 1 to 4 includes establishments with payroll, but no employees, during mid-March pay period. (D) denotes figures withheld to avoid disclosing data for individual companies; the data are included in broader industry totals. Detailed industries with 100 or more employees are shown if industry was not a (D). For explanation of terms, abbreviations, and data reliability/comparability, see introductory text]

NAICS code	Industry	Number of employees for week including March 12	Payroll (\$1,000)		Total number of establishments	Number of establishments by employment-size class									
			First quarter	Annual		1 to 4	5 to 9	10 to 19	20 to 49	50 to 99	100 to 249	250 to 499	500 to 999	1,000 or more	
<b>MORGAN—Con.</b>															
<b>44-45 Retail trade—Con.</b>															
452	General merchandise stores .....	368	1 304	5 490	7	1	3	—	1	1	—	1	—	—	
4521	Department stores .....	(E)	(D)	(D)	2	—	—	—	—	1	—	1	—	—	
45211	Department stores .....	(E)	(D)	(D)	2	—	—	—	—	1	—	1	—	—	
<b>48-49 Transportation &amp; warehousing .....</b>															
484	Truck transportation .....	208	1 217	5 075	40	26	6	6	2	—	—	—	—	—	
4841	General freight trucking .....	118	712	2 668	25	17	3	4	1	—	—	—	—	—	
<b>51 Information .....</b>															
51	Information .....	148	1 042	4 457	19	11	3	4	—	1	—	—	—	—	
<b>52 Finance &amp; insurance .....</b>															
522	Credit intermediation & related activities .....	280	1 993	7 091	31	15	9	5	1	1	—	—	—	—	
5221	Depository credit intermediation .....	(E)	(D)	(D)	24	9	8	5	1	1	—	—	—	—	
52211	Commercial banking .....	197	1 369	4 754	18	6	7	4	—	1	—	—	—	—	
522110	Commercial banking .....	197	1 369	4 754	18	6	7	4	—	1	—	—	—	—	
524	Insurance carriers & related activities .....	(C)	(D)	(D)	36	30	5	1	—	—	—	—	—	—	
<b>53 Real estate &amp; rental &amp; leasing .....</b>															
53	Real estate & rental & leasing .....	190	609	2 799	48	31	11	6	—	—	—	—	—	—	
532	Rental & leasing services .....	129	396	1 832	19	6	8	5	—	—	—	—	—	—	
<b>54 Professional, scientific &amp; technical services .....</b>															
541	Professional, scientific & technical services .....	254	1 562	6 639	78	62	8	8	—	—	—	—	—	—	
<b>55 Management of companies &amp; enterprises .....</b>															
55	Management of companies & enterprises .....	51	373	1 582	6	2	1	2	1	—	—	—	—	—	
<b>56 Admin, support, waste mgt, remediation services .....</b>															
561	Administrative & support services .....	(E)	(D)	(D)	53	32	11	6	3	—	1	—	—	—	
5613	Employment services .....	(C)	(D)	(D)	1	—	—	—	—	—	1	—	—	—	
56132	Temporary help services .....	(C)	(D)	(D)	1	—	—	—	—	—	1	—	—	—	
5617	Services to buildings & dwellings .....	212	603	3 544	41	25	9	5	2	—	—	—	—	—	
56173	Landscaping services .....	109	350	2 324	24	17	3	3	1	—	—	—	—	—	
561730	Landscaping services .....	109	350	2 324	24	17	3	3	1	—	—	—	—	—	
<b>61 Educational services .....</b>															
61	Educational services .....	37	136	588	4	3	—	—	1	—	—	—	—	—	
<b>62 Health care and social assistance .....</b>															
62	Health care and social assistance .....	1 777	8 520	33 158	104	51	30	10	7	3	1	2	—	—	
621	Ambulatory health care services .....	365	3 161	12 958	71	41	22	6	2	—	—	—	—	—	
6211	Offices of physicians .....	151	1 945	7 673	26	15	7	3	1	—	—	—	—	—	
62111	Offices of physicians .....	151	1 945	7 673	26	15	7	3	1	—	—	—	—	—	
621111	Offices of physicians (exc mental health) .....	151	1 945	7 673	26	15	7	3	1	—	—	—	—	—	
6212	Offices of dentists .....	118	671	2 970	25	15	8	1	1	—	—	—	—	—	
62121	Offices of dentists .....	118	671	2 970	25	15	8	1	1	—	—	—	—	—	
621210	Offices of dentists .....	118	671	2 970	25	15	8	1	1	—	—	—	—	—	
622	Hospitals .....	(F)	(D)	(D)	2	—	—	—	—	—	—	2	—	—	
6221	General medical & surgical hospitals .....	(F)	(D)	(D)	2	—	—	—	—	—	—	2	—	—	
62211	General medical & surgical hospitals .....	(F)	(D)	(D)	2	—	—	—	—	—	—	2	—	—	
623	Nursing & residential care facilities .....	480	2 168	8 688	11	1	3	1	2	3	1	—	—	—	
6231	Nursing care facilities .....	316	1 466	5 991	5	—	—	—	2	3	—	—	—	—	
62311	Nursing care facilities .....	316	1 466	5 991	5	—	—	—	2	3	—	—	—	—	
623110	Nursing care facilities .....	316	1 466	5 991	5	—	—	—	2	3	—	—	—	—	
6233	Community care facilities for the elderly .....	(C)	(D)	(D)	1	—	—	—	—	—	1	—	—	—	
62331	Community care facilities for the elderly .....	(C)	(D)	(D)	1	—	—	—	—	—	1	—	—	—	
624	Social assistance .....	(C)	(D)	(D)	20	9	5	3	3	—	—	—	—	—	
<b>71 Arts, entertainment &amp; recreation .....</b>															
71	Arts, entertainment & recreation .....	124	299	1 553	12	6	2	3	—	1	—	—	—	—	
713	Amusement, gambling & recreation industries .....	124	299	1 553	12	6	2	3	—	1	—	—	—	—	
7139	Other amusement & recreation industries .....	124	299	1 553	12	6	2	3	—	1	—	—	—	—	
<b>72 Accommodation &amp; food services .....</b>															
72	Accommodation & food services .....	1 495	3 610	15 411	83	26	12	17	23	4	1	—	—	—	
722	Food services & drinking places .....	1 435	3 500	14 968	76	23	12	13	23	4	1	—	—	—	
7221	Full-service restaurants .....	297	663	2 686	20	6	4	4	6	—	—	—	—	—	
72211	Full-service restaurants .....	297	663	2 686	20	6	4	4	6	—	—	—	—	—	
722110	Full-service restaurants .....	297	663	2 686	20	6	4	4	6	—	—	—	—	—	
7222	Limited-service eating places .....	1 117	2 779	12 052	49	12	6	9	17	4	1	—	—	—	
72221	Limited-service eating places .....	1 117	2 779	12 052	49	12	6	9	17	4	1	—	—	—	
<b>81 Other services (except public administration) .....</b>															
81	Other services (except public administration) .....	810	3 148	13 176	167	104	37	24	2	—	—	—	—	—	
811	Repair & maintenance .....	257	1 252	5 250	59	38	13	8	—	—	—	—	—	—	
8111	Automotive repair & maintenance .....	161	732	3 084	39	26	9	4	—	—	—	—	—	—	
812	Personal & laundry services .....	162	583	2 321	31	17	8	6	—	—	—	—	—	—	
813	Religious, grantmaking, civic, prof & like organizations .....	391	1 313	5 605	77	49	16	10	2	—	—	—	—	—	
8131	Religious organizations .....	273	837	3 490	53	31	12	9	1	—	—	—	—	—	
81311	Religious organizations .....	273	837	3 490	53	31	12	9	1	—	—	—	—	—	
813110	Religious organizations .....	273	837	3 490	53	31	12	9	1	—	—	—	—	—	
99	Unclassified establishments .....	(B)	(D)	(D)	18	15	2	1	—	—	—	—	—	—	

See footnotes at end of table.

**Table 6. Counties—Employees, Payroll, and Establishments by Industry: 2000—Con.**

[Excludes most government employees, railroad employees, and self-employed persons. Size class 1 to 4 includes establishments with payroll, but no employees, during mid-March pay period. (D) denotes figures withheld to avoid disclosing data for individual companies; the data are included in broader industry totals. Detailed industries with 100 or more employees are shown if industry was not a (D). For explanation of terms, abbreviations, and data reliability/comparability, see introductory text]

NAICS code	Industry	Number of employees for week including March 12	Payroll (\$1,000)		Total number of establishments	Number of establishments by employment-size class								
			First quarter	Annual		1 to 4	5 to 9	10 to 19	20 to 49	50 to 99	100 to 249	250 to 499	500 to 999	1,000 or more
<b>NEWTON</b>														
	<b>Total</b> .....	<b>3 208</b>	<b>17 454</b>	<b>73 961</b>	<b>289</b>	<b>165</b>	<b>62</b>	<b>33</b>	<b>19</b>	<b>4</b>	<b>4</b>	<b>2</b>	-	-
11	<b>Forestry, fishing, hunting, and agriculture support</b> .....	(B)	(D)	(D)	3	2	-	-	1	-	-	-	-	-
21	<b>Mining</b> .....	(B)	(D)	(D)	1	-	-	-	1	-	-	-	-	-
22	<b>Utilities</b> .....	(A)	(D)	(D)	1	-	-	1	-	-	-	-	-	-
23	<b>Construction</b> .....	<b>266</b>	<b>1 774</b>	<b>7 936</b>	<b>42</b>	<b>25</b>	<b>9</b>	<b>5</b>	<b>2</b>	<b>1</b>	-	-	-	-
235	Special trade contractors .....	182	1 289	5 107	31	17	8	4	2	-	-	-	-	-
31-33	<b>Manufacturing</b> .....	<b>1 472</b>	<b>9 495</b>	<b>38 747</b>	<b>25</b>	<b>6</b>	<b>5</b>	<b>3</b>	<b>4</b>	<b>1</b>	<b>4</b>	<b>2</b>	-	-
326	Plastics & rubber products mfg .....	416	2 891	11 965	3	-	-	-	1	-	1	1	-	-
3261	Plastics product mfg .....	416	2 891	11 965	3	-	-	-	1	-	1	1	-	-
32611	Unsupported plastics film, sheet, & bag mfg ..	(E)	(D)	(D)	1	-	-	-	-	-	-	1	-	-
32619	Other plastics product mfg .....	(C)	(D)	(D)	2	-	-	-	1	-	1	-	-	-
331	Primary metal mfg .....	(E)	(D)	(D)	1	-	-	-	-	-	-	1	-	-
3313	Alumina & aluminum production & processing ..	(E)	(D)	(D)	1	-	-	-	-	-	-	1	-	-
33131	Alumina & aluminum production & processing .....	(E)	(D)	(D)	1	-	-	-	-	-	-	1	-	-
334	Computer & electronic product mfg .....	(C)	(D)	(D)	1	-	-	-	-	-	1	-	-	-
3344	Semiconductor & oth electronic component mfg .....	(C)	(D)	(D)	1	-	-	-	-	-	1	-	-	-
33441	Semiconductor & oth electronic component mfg .....	(C)	(D)	(D)	1	-	-	-	-	-	1	-	-	-
335	Electrical equip, appliance & component mfg .....	391	1 939	7 919	3	-	-	-	1	-	2	-	-	-
3359	Other electrical equipment & component mfg ...	391	1 939	7 919	3	-	-	-	1	-	2	-	-	-
33593	Wiring device mfg .....	(E)	(D)	(D)	2	-	-	-	1	-	1	-	-	-
33599	All oth electrical equipment & component mfg .....	(C)	(D)	(D)	1	-	-	-	-	-	1	-	-	-
42	<b>Wholesale trade</b> .....	<b>134</b>	<b>1 007</b>	<b>4 415</b>	<b>21</b>	<b>9</b>	<b>9</b>	<b>1</b>	<b>2</b>	-	-	-	-	-
422	Wholesale trade, nondurable goods .....	(C)	(D)	(D)	13	3	7	1	2	-	-	-	-	-
44-45	<b>Retail trade</b> .....	<b>455</b>	<b>1 564</b>	<b>6 556</b>	<b>55</b>	<b>21</b>	<b>18</b>	<b>12</b>	<b>4</b>	-	-	-	-	-
445	Food & beverage stores .....	(C)	(D)	(D)	7	1	2	-	4	-	-	-	-	-
4451	Grocery stores .....	144	361	1 548	6	-	2	-	4	-	-	-	-	-
44511	Grocery (except convenience) stores .....	144	361	1 548	6	-	2	-	4	-	-	-	-	-
445110	Grocery (except convenience) stores .....	144	361	1 548	6	-	2	-	4	-	-	-	-	-
447	Gasoline stations .....	103	277	1 142	12	2	5	5	-	-	-	-	-	-
4471	Gasoline stations .....	103	277	1 142	12	2	5	5	-	-	-	-	-	-
48-49	<b>Transportation &amp; warehousing</b> .....	<b>82</b>	<b>439</b>	<b>1 673</b>	<b>25</b>	<b>21</b>	<b>2</b>	<b>2</b>	-	-	-	-	-	-
51	<b>Information</b> .....	(A)	(D)	(D)	2	1	1	-	-	-	-	-	-	-
52	<b>Finance &amp; insurance</b> .....	<b>102</b>	<b>655</b>	<b>3 207</b>	<b>14</b>	<b>8</b>	<b>4</b>	<b>1</b>	<b>1</b>	-	-	-	-	-
53	<b>Real estate &amp; rental &amp; leasing</b> .....	<b>13</b>	<b>45</b>	<b>217</b>	<b>5</b>	<b>4</b>	<b>1</b>	-	-	-	-	-	-	-
54	<b>Professional, scientific &amp; technical services</b> .....	<b>41</b>	<b>127</b>	<b>525</b>	<b>16</b>	<b>12</b>	<b>4</b>	-	-	-	-	-	-	-
56	<b>Admin, support, waste mgt, remediation services</b> .....	(B)	(D)	(D)	3	2	-	-	1	-	-	-	-	-
62	<b>Health care and social assistance</b> .....	<b>139</b>	<b>627</b>	<b>2 418</b>	<b>9</b>	<b>5</b>	<b>1</b>	<b>1</b>	<b>1</b>	<b>1</b>	-	-	-	-
71	<b>Arts, entertainment &amp; recreation</b> .....	(A)	(D)	(D)	2	1	1	-	-	-	-	-	-	-
72	<b>Accommodation &amp; food services</b> .....	<b>250</b>	<b>456</b>	<b>2 283</b>	<b>30</b>	<b>20</b>	<b>1</b>	<b>7</b>	<b>1</b>	<b>1</b>	-	-	-	-
722	Food services & drinking places .....	228	402	1 839	24	15	1	6	1	1	-	-	-	-
7221	Full-service restaurants .....	127	248	1 017	12	7	1	3	-	1	-	-	-	-
72211	Full-service restaurants .....	127	248	1 017	12	7	1	3	-	1	-	-	-	-
722110	Full-service restaurants .....	127	248	1 017	12	7	1	3	-	1	-	-	-	-
81	<b>Other services (except public administration)</b> .....	<b>89</b>	<b>225</b>	<b>904</b>	<b>31</b>	<b>26</b>	<b>5</b>	-	-	-	-	-	-	-
95	<b>Auxiliaries (exc corporate, subsidiary &amp; regional mgt)</b> .....	(B)	(D)	(D)	1	-	-	-	1	-	-	-	-	-
99	<b>Unclassified establishments</b> .....	<b>9</b>	<b>12</b>	<b>25</b>	<b>3</b>	<b>2</b>	<b>1</b>	-	-	-	-	-	-	-
<b>NOBLE</b>														
	<b>Total</b> .....	<b>19 464</b>	<b>130 188</b>	<b>540 649</b>	<b>916</b>	<b>444</b>	<b>180</b>	<b>119</b>	<b>89</b>	<b>40</b>	<b>29</b>	<b>9</b>	<b>6</b>	-
11	<b>Forestry, fishing, hunting, and agriculture support</b> .....	(A)	(D)	(D)	2	2	-	-	-	-	-	-	-	-
21	<b>Mining</b> .....	(A)	(D)	(D)	3	3	-	-	-	-	-	-	-	-
22	<b>Utilities</b> .....	<b>58</b>	<b>719</b>	<b>2 885</b>	<b>3</b>	-	<b>1</b>	<b>1</b>	<b>1</b>	-	-	-	-	-
23	<b>Construction</b> .....	<b>556</b>	<b>3 666</b>	<b>15 389</b>	<b>82</b>	<b>53</b>	<b>15</b>	<b>7</b>	<b>5</b>	<b>2</b>	-	-	-	-
233	Building, developing & general contracting .....	194	1 087	4 481	30	18	8	2	1	1	-	-	-	-
2333	Nonresidential building construction .....	102	586	2 259	5	-	2	1	1	1	-	-	-	-
235	Special trade contractors .....	346	2 341	9 866	49	33	7	4	4	1	-	-	-	-

See footnotes at end of table.

**Table 6. Counties—Employees, Payroll, and Establishments by Industry: 2000—Con.**

[Excludes most government employees, railroad employees, and self-employed persons. Size class 1 to 4 includes establishments with payroll, but no employees, during mid-March pay period. (D) denotes figures withheld to avoid disclosing data for individual companies; the data are included in broader industry totals. Detailed industries with 100 or more employees are shown if industry was not a (D). For explanation of terms, abbreviations, and data reliability/comparability, see introductory text]

NAICS code	Industry	Number of employees for week including March 12	Payroll (\$1,000)		Total number of establishments	Number of establishments by employment-size class								
			First quarter	Annual		1 to 4	5 to 9	10 to 19	20 to 49	50 to 99	100 to 249	250 to 499	500 to 999	1,000 or more
<b>NOBLE—Con.</b>														
<b>31-33</b>	<b>Manufacturing</b>	<b>11 974</b>	<b>94 231</b>	<b>390 457</b>	<b>158</b>	<b>33</b>	<b>17</b>	<b>20</b>	<b>28</b>	<b>26</b>	<b>20</b>	<b>8</b>	<b>6</b>	—
311	Food mfg	565	3 499	18 027	7	1	1	3	1	—	—	—	—	—
3113	Sugar & confectionery product mfg	(E)	(D)	(D)	1	—	—	—	—	—	—	1	—	—
31134	Nonchocolate confectionery mfg	(E)	(D)	(D)	1	—	—	—	—	—	—	1	—	—
314	Textile product mills	(C)	(D)	(D)	2	—	1	—	—	—	1	—	—	—
3141	Textile furnishings mills	(C)	(D)	(D)	2	—	1	—	—	—	1	—	—	—
31412	Curtain & linen mills	(C)	(D)	(D)	2	—	1	—	—	—	1	—	—	—
322	Paper mfg	(C)	(D)	(D)	1	—	—	—	—	—	1	—	—	—
3222	Converted paper product mfg	(C)	(D)	(D)	1	—	—	—	—	—	1	—	—	—
32221	Paperboard container mfg	(C)	(D)	(D)	1	—	—	—	—	—	1	—	—	—
323	Printing & related support activities	625	4 669	19 443	14	4	2	3	1	2	2	—	—	—
3231	Printing & related support activities	625	4 669	19 443	14	4	2	3	1	2	2	—	—	—
32311	Printing	(E)	(D)	(D)	10	3	2	3	1	—	1	—	—	—
32312	Printing support activities	(E)	(D)	(D)	4	1	—	—	—	2	1	—	—	—
325	Chemical mfg	251	2 344	9 582	6	—	1	1	2	1	1	—	—	—
3252	Resin, syn rubber, artf & syn fibers, fil mfg	(C)	(D)	(D)	1	—	—	—	—	—	1	—	—	—
32521	Resin & synthetic rubber mfg	(C)	(D)	(D)	1	—	—	—	—	—	1	—	—	—
3259	Other chemical product & preparation mfg	112	821	3 772	3	—	—	—	2	1	—	—	—	—
32599	All other chemical product & preparation mfg	112	821	3 772	3	—	—	—	2	1	—	—	—	—
326	Plastics & rubber products mfg	2 188	15 220	61 609	16	2	—	—	2	6	3	2	1	—
3261	Plastics product mfg	(G)	(D)	(D)	12	2	—	—	2	3	2	2	1	—
32616	Plastics bottle mfg	(F)	(D)	(D)	1	—	—	—	—	—	—	—	1	—
32619	Other plastics product mfg	(G)	(D)	(D)	10	2	—	—	2	2	2	2	—	—
326199	All other plastics product mfg	1 227	8 449	34 753	9	1	—	—	2	2	2	2	—	—
3262	Rubber product mfg	(E)	(D)	(D)	4	—	—	—	—	3	1	—	—	—
32629	Other rubber product mfg	319	2 009	8 511	3	—	—	—	—	2	1	—	—	—
326291	Rubber product mfg for mechanical use	319	2 009	8 511	3	—	—	—	—	2	1	—	—	—
327	Nonmetallic mineral product mfg	(F)	(D)	(D)	7	1	2	1	1	1	—	—	1	—
3272	Glass & glass product mfg	(F)	(D)	(D)	3	—	—	—	1	1	—	—	1	—
32721	Glass & glass product mfg	(F)	(D)	(D)	3	—	—	—	1	1	—	—	1	—
331	Primary metal mfg	744	6 257	24 612	5	1	—	—	—	2	1	—	1	—
3314	Nonferrous (exc alum) production & processing	(C)	(D)	(D)	2	—	—	—	—	1	1	—	—	—
33149	Other nonferrous roll, draw, extruding, alloying	(C)	(D)	(D)	1	—	—	—	—	—	1	—	—	—
3315	Foundries	(F)	(D)	(D)	2	—	—	—	—	1	—	—	1	—
33151	Ferrous metal foundries	(F)	(D)	(D)	1	—	—	—	—	—	—	—	1	—
332	Fabricated metal product mfg	1 573	12 869	55 119	37	9	2	5	12	2	7	—	—	—
3321	Forging & stamping	(C)	(D)	(D)	2	—	—	1	—	—	1	—	—	—
33211	Forging & stamping	(C)	(D)	(D)	2	—	—	1	—	—	1	—	—	—
3323	Architectural & structural metals mfg	184	1 312	5 392	5	—	—	1	3	—	1	—	—	—
33232	Ornamental & architectural metal prod mfg	(C)	(D)	(D)	2	—	—	—	1	—	1	—	—	—
3326	Spring & wire product mfg	(C)	(D)	(D)	4	2	—	—	1	—	1	—	—	—
33261	Spring & wire product mfg	(C)	(D)	(D)	4	2	—	—	1	—	1	—	—	—
3327	Mach shops, turn prod, screw, nut, bolt mfg	605	4 761	20 116	16	6	2	—	4	1	3	—	—	—
33271	Machine shops	253	2 012	9 067	11	5	2	—	3	—	1	—	—	—
332710	Machine shops	253	2 012	9 067	11	5	2	—	3	—	1	—	—	—
33272	Turned product & screw, nut & bolt mfg	352	2 749	11 049	5	1	—	—	1	1	2	—	—	—
3328	Coating, engrave, heat treating & oth activity	147	1 167	4 908	6	—	—	3	3	—	—	—	—	—
33281	Coating, engrave, heat treating & oth activity	147	1 167	4 908	6	—	—	3	3	—	—	—	—	—
3329	Other fabricated metal product mfg	(C)	(D)	(D)	3	1	—	—	1	—	1	—	—	—
33291	Metal valve mfg	(C)	(D)	(D)	1	—	—	—	—	—	1	—	—	—
333	Machinery mfg	433	3 626	15 874	18	6	5	3	1	2	1	—	—	—
3335	Metalworking machinery mfg	165	1 190	5 357	13	5	4	3	—	1	—	—	—	—
33351	Metalworking machinery mfg	165	1 190	5 357	13	5	4	3	—	1	—	—	—	—
3339	Other general purpose machinery mfg	(C)	(D)	(D)	2	—	—	—	1	—	1	—	—	—
33391	Pump & compressor mfg	(C)	(D)	(D)	1	—	—	—	—	—	1	—	—	—
335	Electrical equip, appliance & component mfg	707	4 927	19 832	14	1	1	1	5	4	2	—	—	—
3359	Other electrical equipment & component mfg	707	4 927	19 832	14	1	1	1	5	4	2	—	—	—
33592	Communication & energy wire & cable mfg	329	2 735	10 754	8	1	1	1	3	1	1	—	—	—
335929	Other communication & energy wire mfg	329	2 735	10 754	8	1	1	1	3	1	1	—	—	—
33593	Wiring device mfg	(C)	(D)	(D)	1	—	—	—	—	—	1	—	—	—
33599	All oth electrical equipment & component mfg	(E)	(D)	(D)	5	—	—	—	2	3	—	—	—	—
336	Transportation equipment mfg	3 489	31 918	124 542	13	2	—	—	—	2	1	5	3	—
3363	Motor vehicle parts mfg	(H)	(D)	(D)	12	1	—	—	—	2	1	5	3	—
33631	Motor vehicle gas engine & engine parts mfg	(F)	(D)	(D)	3	1	—	—	—	—	—	2	—	—
33634	Motor vehicle brake system mfg	(C)	(D)	(D)	1	—	—	—	—	—	1	—	—	—
33635	MV transmission & power train parts mfg	(E)	(D)	(D)	2	—	—	—	—	—	—	2	—	—
33637	Motor vehicle metal stamping	(E)	(D)	(D)	2	—	—	—	—	—	1	—	—	—
33639	Other motor vehicle parts mfg	1 276	12 108	43 934	3	—	—	—	—	—	—	2	1	—
336399	All other motor vehicle parts mfg	1 276	12 108	43 934	3	—	—	—	—	—	—	2	1	—
339	Miscellaneous mfg	233	1 717	7 112	7	4	—	—	—	3	—	—	—	—
3391	Medical equipment & supplies mfg	(C)	(D)	(D)	3	1	—	—	—	2	—	—	—	—
33911	Medical equipment & supplies mfg	(C)	(D)	(D)	3	1	—	—	—	2	—	—	—	—
<b>42</b>	<b>Wholesale trade</b>	<b>464</b>	<b>3 875</b>	<b>14 942</b>	<b>44</b>	<b>18</b>	<b>9</b>	<b>12</b>	<b>4</b>	<b>1</b>	—	—	—	—
421	Wholesale trade, durable goods	204	1 735	7 810	31	16	5	8	2	—	—	—	—	—
422	Wholesale trade, nondurable goods	260	2 140	7 132	13	2	4	4	2	1	—	—	—	—
4221	Paper & paper product whsle	(C)	(D)	(D)	2	—	—	—	1	—	—	—	—	—
42212	Stationery & office supplies whsle	(C)	(D)	(D)	2	—	—	—	1	—	—	—	—	—

See footnotes at end of table.



**Table 6. Counties—Employees, Payroll, and Establishments by Industry: 2000—Con.**

[Excludes most government employees, railroad employees, and self-employed persons. Size class 1 to 4 includes establishments with payroll, but no employees, during mid-March pay period. (D) denotes figures withheld to avoid disclosing data for individual companies; the data are included in broader industry totals. Detailed industries with 100 or more employees are shown if industry was not a (D). For explanation of terms, abbreviations, and data reliability/comparability, see introductory text]

NAICS code	Industry	Number of employees for week including March 12	Payroll (\$1,000)		Total number of establishments	Number of establishments by employment-size class								
			First quarter	Annual		1 to 4	5 to 9	10 to 19	20 to 49	50 to 99	100 to 249	250 to 499	500 to 999	1,000 or more
<b>NOBLE—Con.</b>														
<b>44-45</b>	<b>Retail trade</b> .....	<b>1 772</b>	<b>7 291</b>	<b>29 656</b>	<b>155</b>	<b>72</b>	<b>33</b>	<b>31</b>	<b>15</b>	<b>1</b>	<b>3</b>			
441	Motor vehicle & parts dealers .....	248	1 741	7 277	26	13	4	4	5					
4411	Automobile dealers .....	153	1 206	4 973	11	4	1	2	4					
44111	New car dealers .....	146	1 166	4 787	7		1	2	4					
441110	New car dealers .....	146	1 166	4 787	7		1	2	4					
445	Food & beverage stores .....	589	1 682	6 369	19	7	3	3	3	1	2			
4451	Grocery stores .....	(F)	(D)	(D)	12	3	1	2	3	1	2			
44511	Grocery (except convenience) stores .....	543	1 569	5 876	11	3	1	1	3	1	2			
445110	Grocery (except convenience) stores .....	543	1 569	5 876	11	3	1	1	3	1	2			
447	Gasoline stations .....	175	546	2 254	20	3	9	8						
4471	Gasoline stations .....	175	546	2 254	20	3	9	8						
44711	Gasoline stations with convenience stores .....	132	408	1 646	14	2	5	7						
447110	Gasoline stations with convenience stores .....	132	408	1 646	14	2	5	7						
452	General merchandise stores .....	237	926	3 754	7	2	1	1	2		1			
4521	Department stores .....	(C)	(D)	(D)	1						1			
45211	Department stores .....	(C)	(D)	(D)	1						1			
454	Nonstore retailers .....	118	717	2 864	9	1	2	3	3					
<b>48-49</b>	<b>Transportation &amp; warehousing</b> .....	<b>76</b>	<b>320</b>	<b>1 698</b>	<b>14</b>	<b>8</b>	<b>3</b>	<b>2</b>	<b>1</b>					
<b>51</b>	<b>Information</b> .....	<b>259</b>	<b>1 727</b>	<b>7 640</b>	<b>10</b>	<b>5</b>	<b>1</b>		<b>3</b>		<b>1</b>			
511	Publishing industries .....	(C)	(D)	(D)	4	2			1		1			
5111	Newspaper, periodical, book, database publishers .....	(C)	(D)	(D)	4	2			1		1			
51111	Newspaper publishers .....	(C)	(D)	(D)	4	2			1		1			
<b>52</b>	<b>Finance &amp; insurance</b> .....	<b>266</b>	<b>1 633</b>	<b>6 938</b>	<b>46</b>	<b>28</b>	<b>11</b>	<b>5</b>	<b>2</b>					
522	Credit intermediation & related activities .....	202	1 190	5 103	24	8	10	4	2					
5221	Depository credit intermediation .....	193	1 132	4 814	20	4	10	4	2					
52211	Commercial banking .....	161	972	4 124	16	3	8	3	2					
522110	Commercial banking .....	161	972	4 124	16	3	8	3	2					
<b>53</b>	<b>Real estate &amp; rental &amp; leasing</b> .....	<b>85</b>	<b>240</b>	<b>1 043</b>	<b>24</b>	<b>17</b>	<b>5</b>	<b>2</b>						
<b>54</b>	<b>Professional, scientific &amp; technical services</b> .....	<b>206</b>	<b>1 323</b>	<b>5 436</b>	<b>43</b>	<b>28</b>	<b>10</b>	<b>3</b>	<b>2</b>					
541	Professional, scientific & technical services .....	206	1 323	5 436	43	28	10	3	2					
<b>55</b>	<b>Management of companies &amp; enterprises</b> .....	<b>(B)</b>	<b>(D)</b>	<b>(D)</b>	<b>2</b>				<b>2</b>					
<b>56</b>	<b>Admin, support, waste mgt, remediation services</b> .....	<b>688</b>	<b>3 449</b>	<b>14 668</b>	<b>33</b>	<b>14</b>	<b>7</b>	<b>5</b>	<b>2</b>	<b>2</b>	<b>3</b>			
561	Administrative & support services .....	(F)	(D)	(D)	32	14	7	4	2	2	3			
5611	Office administrative services .....	(C)	(D)	(D)	2		1				1			
56111	Office administrative services .....	(C)	(D)	(D)	2		1				1			
5613	Employment services .....	458	1 733	7 259	10	2	1	1	2	2	2			
56132	Temporary help services .....	369	1 449	5 873	7	2	1		1	1	2			
561320	Temporary help services .....	369	1 449	5 873	7	2	1		1	1	2			
<b>61</b>	<b>Educational services</b> .....	<b>41</b>	<b>161</b>	<b>710</b>	<b>11</b>	<b>7</b>	<b>4</b>							
<b>62</b>	<b>Health care and social assistance</b> .....	<b>1 194</b>	<b>6 112</b>	<b>26 235</b>	<b>73</b>	<b>37</b>	<b>16</b>	<b>11</b>	<b>3</b>	<b>3</b>	<b>2</b>	<b>1</b>		
621	Ambulatory health care services .....	290	1 879	9 006	40	20	12	7		1				
622	Hospitals .....	(E)	(D)	(D)	1						1			
6221	General medical & surgical hospitals .....	(E)	(D)	(D)	1						1			
62211	General medical & surgical hospitals .....	(E)	(D)	(D)	1						1			
623	Nursing & residential care facilities .....	371	1 761	7 729	13	7	1	1	1	1	2			
6233	Community care facilities for the elderly .....	261	1 159	4 857	4	1		1			2			
62331	Community care facilities for the elderly .....	261	1 159	4 857	4	1		1			2			
624	Social assistance .....	(C)	(D)	(D)	19	10	3	3	2	1				
<b>71</b>	<b>Arts, entertainment &amp; recreation</b> .....	<b>(B)</b>	<b>(D)</b>	<b>(D)</b>	<b>8</b>	<b>3</b>	<b>4</b>	<b>1</b>						
<b>72</b>	<b>Accommodation &amp; food services</b> .....	<b>1 014</b>	<b>2 146</b>	<b>9 115</b>	<b>69</b>	<b>25</b>	<b>15</b>	<b>9</b>	<b>16</b>	<b>4</b>				
722	Food services & drinking places .....	984	2 039	8 592	64	22	14	8	16	4				
7221	Full-service restaurants .....	465	970	4 053	28	11	7	1	6	3				
72211	Full-service restaurants .....	465	970	4 053	28	11	7	1	6	3				
722110	Full-service restaurants .....	465	970	4 053	28	11	7	1	6	3				
7222	Limited-service eating places .....	486	999	4 239	27	5	4	7	10	1				
72221	Limited-service eating places .....	486	999	4 239	27	5	4	7	10	1				
<b>81</b>	<b>Other services (except public administration)</b> .....	<b>663</b>	<b>2 175</b>	<b>9 169</b>	<b>132</b>	<b>88</b>	<b>29</b>	<b>10</b>	<b>4</b>	<b>1</b>				
811	Repair & maintenance .....	179	1 031	4 376	43	31	7	3	2					
8111	Automotive repair & maintenance .....	124	549	2 232	31	23	5	2	1					
813	Religious, grantmaking, civic, prof & like organizations .....	423	974	3 961	63	35	18	7	2	1				
8131	Religious organizations .....	168	429	1 731	31	18	10	2	1					
81311	Religious organizations .....	168	429	1 731	31	18	10	2	1					
813110	Religious organizations .....	168	429	1 731	31	18	10	2	1					
8134	Civic & social organizations .....	136	187	795	14	9	3	1		1				
81341	Civic & social organizations .....	136	187	795	14	9	3	1		1				
813410	Civic & social organizations .....	136	187	795	14	9	3	1		1				
<b>95</b>	<b>Auxiliaries (exc corporate, subsidiary &amp; regional mgt)</b> .....	<b>(B)</b>	<b>(D)</b>	<b>(D)</b>	<b>1</b>				<b>1</b>					

See footnotes at end of table.

**Table 6. Counties—Employees, Payroll, and Establishments by Industry: 2000—Con.**

[Excludes most government employees, railroad employees, and self-employed persons. Size class 1 to 4 includes establishments with payroll, but no employees, during mid-March pay period. (D) denotes figures withheld to avoid disclosing data for individual companies; the data are included in broader industry totals. Detailed industries with 100 or more employees are shown if industry was not a (D). For explanation of terms, abbreviations, and data reliability/comparability, see introductory text]

NAICS code	Industry	Number of employees for week including March 12	Payroll (\$1,000)		Total number of establishments	Number of establishments by employment-size class								
			First quarter	Annual		1 to 4	5 to 9	10 to 19	20 to 49	50 to 99	100 to 249	250 to 499	500 to 999	1,000 or more
<b>NOBLE—Con.</b>														
99	Unclassified establishments .....	2	7	44	3	3	-	-	-	-	-	-	-	-
<b>OHIO</b>														
	Total .....	1 795	11 175	43 421	77	55	13	4	3	1	-	-	-	1
23	Construction .....	58	389	1 947	14	11	1	1	1	-	-	-	-	-
31-33	Manufacturing .....	(A)	(D)	(D)	2	1	1	-	-	-	-	-	-	-
44-45	Retail trade .....	121	316	1 467	14	8	3	2	-	1	-	-	-	-
48-49	Transportation & warehousing .....	(A)	(D)	(D)	2	1	1	-	-	-	-	-	-	-
51	Information .....	(A)	(D)	(D)	1	1	-	-	-	-	-	-	-	-
52	Finance & insurance .....	(A)	(D)	(D)	5	4	1	-	-	-	-	-	-	-
53	Real estate & rental & leasing .....	(A)	(D)	(D)	3	3	-	-	-	-	-	-	-	-
54	Professional, scientific & technical services .....	(A)	(D)	(D)	2	2	-	-	-	-	-	-	-	-
56	Admin. support, waste mgt, remediation services .....	(A)	(D)	(D)	3	2	1	-	-	-	-	-	-	-
62	Health care and social assistance .....	(B)	(D)	(D)	8	5	2	-	1	-	-	-	-	-
71	Arts, entertainment & recreation .....	(A)	(D)	(D)	1	-	1	-	-	-	-	-	-	-
72	Accommodation & food services .....	(G)	(D)	(D)	9	5	2	1	-	-	-	-	-	1
721	Accommodation .....	(G)	(D)	(D)	3	2	-	-	-	-	-	-	-	1
7211	Traveler accommodation .....	(G)	(D)	(D)	3	2	-	-	-	-	-	-	-	1
72112	Casino hotels .....	(G)	(D)	(D)	1	-	-	-	-	-	-	-	-	1
81	Other services (except public administration) .....	(B)	(D)	(D)	12	11	-	-	1	-	-	-	-	-
99	Unclassified establishments .....	(A)	(D)	(D)	1	1	-	-	-	-	-	-	-	-
<b>ORANGE</b>														
	Total .....	6 824	37 878	152 808	393	224	68	48	26	12	11	2	2	-
11	Forestry, fishing, hunting, and agriculture support .....	(A)	(D)	(D)	3	2	-	1	-	-	-	-	-	-
21	Mining .....	58	569	2 738	5	1	1	3	-	-	-	-	-	-
22	Utilities .....	(B)	(D)	(D)	3	1	-	1	-	-	-	-	-	-
23	Construction .....	1 009	10 305	38 996	42	25	7	4	3	1	1	-	1	-
234	Heavy construction .....	853	9 368	34 973	9	2	2	1	1	1	1	-	1	-
2349	Other heavy construction .....	(F)	(D)	(D)	8	2	1	1	1	1	1	-	1	-
23491	Water, sewer & pipeline construction .....	(F)	(D)	(D)	5	1	-	1	1	1	1	-	1	-
23492	Pwr, communication transn line construction .....	(C)	(D)	(D)	3	1	1	-	-	-	1	-	-	-
31-33	Manufacturing .....	2 427	13 714	57 254	31	6	4	5	5	3	6	1	1	-
321	Wood product mfg .....	384	1 623	6 566	13	3	3	1	4	1	1	-	-	-
3219	Other wood product mfg .....	(E)	(D)	(D)	7	1	2	-	2	1	1	-	-	-
32191	Millwork .....	294	1 291	5 019	5	1	-	-	2	1	1	-	-	-
321912	Cut stock, resawing lumber & planing .....	294	1 291	5 019	5	1	-	-	2	1	1	-	-	-
326	Plastics & rubber products mfg .....	(C)	(D)	(D)	2	-	-	-	-	-	1	-	-	-
3261	Plastics product mfg .....	(C)	(D)	(D)	2	-	-	1	-	-	1	-	-	-
32616	Plastics bottle mfg .....	(C)	(D)	(D)	2	-	-	1	-	-	1	-	-	-
335	Electrical equip, appliance & component mfg .....	(E)	(D)	(D)	2	-	-	-	-	-	2	-	-	-
3353	Electrical equipment mfg .....	(C)	(D)	(D)	1	-	-	-	-	-	1	-	-	-
33531	Electrical equipment mfg .....	(C)	(D)	(D)	1	-	-	-	-	-	1	-	-	-
3359	Other electrical equipment & component mfg .....	(C)	(D)	(D)	1	-	-	-	-	-	1	-	-	-
33592	Communication & energy wire & cable mfg .....	(C)	(D)	(D)	1	-	-	-	-	-	1	-	-	-
337	Furniture & related product mfg .....	1 128	6 528	26 788	6	1	-	-	1	1	2	-	1	-
3372	Office furniture (including fixtures) mfg .....	(G)	(D)	(D)	4	-	-	-	-	1	2	-	1	-
33721	Office furniture (including fixtures) mfg .....	(G)	(D)	(D)	4	-	-	-	-	1	2	-	1	-
339	Miscellaneous mfg .....	(E)	(D)	(D)	1	-	-	-	-	-	-	1	-	-
3399	Other miscellaneous mfg .....	(E)	(D)	(D)	1	-	-	-	-	-	-	1	-	-
33992	Sporting & athletic goods mfg .....	(E)	(D)	(D)	1	-	-	-	-	-	-	1	-	-
42	Wholesale trade .....	115	481	2 149	17	8	4	5	-	-	-	-	-	-
44-45	Retail trade .....	779	2 810	11 327	86	51	17	10	7	-	1	-	-	-
445	Food & beverage stores .....	214	634	2 327	14	6	1	2	5	-	-	-	-	-
4451	Grocery stores .....	(C)	(D)	(D)	8	-	1	2	5	-	-	-	-	-
44511	Grocery (except convenience) stores .....	192	581	2 121	7	-	1	1	5	-	-	-	-	-
445110	Grocery (except convenience) stores .....	192	581	2 121	7	-	1	1	5	-	-	-	-	-
447	Gasoline stations .....	138	450	1 844	15	5	5	4	1	-	-	-	-	-
4471	Gasoline stations .....	138	450	1 844	15	5	5	4	1	-	-	-	-	-
452	General merchandise stores .....	(C)	(D)	(D)	6	1	4	-	-	-	1	-	-	-
4529	Other general merchandise stores .....	(C)	(D)	(D)	6	1	4	-	-	-	1	-	-	-
45291	Warehouse clubs & superstores .....	(C)	(D)	(D)	1	-	-	-	-	-	1	-	-	-
48-49	Transportation & warehousing .....	138	1 020	4 048	19	11	2	4	2	-	-	-	-	-
484	Truck transportation .....	112	738	3 119	15	9	1	3	2	-	-	-	-	-

See footnotes at end of table.

**Table 6. Counties—Employees, Payroll, and Establishments by Industry: 2000—Con.**

[Excludes most government employees, railroad employees, and self-employed persons. Size class 1 to 4 includes establishments with payroll, but no employees, during mid-March pay period. (D) denotes figures withheld to avoid disclosing data for individual companies; the data are included in broader industry totals. Detailed industries with 100 or more employees are shown if industry was not a (D). For explanation of terms, abbreviations, and data reliability/comparability, see introductory text]

NAICS code	Industry	Number of employees for week including March 12	Payroll (\$1,000)		Total number of establishments	Number of establishments by employment-size class								
			First quarter	Annual		1 to 4	5 to 9	10 to 19	20 to 49	50 to 99	100 to 249	250 to 499	500 to 999	1,000 or more
<b>ORANGE—Con.</b>														
51	<b>Information</b> .....	40	221	916	7	3	2	2	—	—	—	—	—	—
52	<b>Finance &amp; insurance</b> .....	139	973	3 474	20	12	5	1	2	—	—	—	—	—
522	Credit intermediation & related activities .....	(C)	(D)	(D)	8	2	3	1	2	—	—	—	—	—
5221	Depository credit intermediation .....	(C)	(D)	(D)	8	2	3	1	2	—	—	—	—	—
52211	Commercial banking .....	(C)	(D)	(D)	7	2	2	1	2	—	—	—	—	—
53	<b>Real estate &amp; rental &amp; leasing</b> .....	62	183	754	9	7	1	—	1	—	—	—	—	—
54	<b>Professional, scientific &amp; technical services</b> .....	66	274	1 356	26	22	4	—	—	—	—	—	—	—
56	<b>Admin, support, waste mgt, remediation services</b> .....	161	416	1 642	7	5	—	—	—	2	—	—	—	—
561	Administrative & support services .....	(C)	(D)	(D)	6	4	—	—	—	2	—	—	—	—
61	<b>Educational services</b> .....	(B)	(D)	(D)	2	—	—	1	1	—	—	—	—	—
62	<b>Health care and social assistance</b> .....	960	3 511	14 470	33	17	5	2	2	4	3	—	—	—
621	Ambulatory health care services .....	342	1 716	7 421	18	12	3	1	—	1	1	—	—	—
6214	Outpatient care centers .....	(C)	(D)	(D)	3	1	—	1	—	1	—	—	—	—
6216	Home health care services .....	(C)	(D)	(D)	1	—	—	—	—	—	1	—	—	—
62161	Home health care services .....	(C)	(D)	(D)	1	—	—	—	—	—	1	—	—	—
623	Nursing & residential care facilities .....	(E)	(D)	(D)	5	—	1	—	2	1	1	—	—	—
6231	Nursing care facilities .....	294	1 066	4 188	4	—	—	—	2	1	1	—	—	—
62311	Nursing care facilities .....	294	1 066	4 188	4	—	—	—	2	1	1	—	—	—
623110	Nursing care facilities .....	294	1 066	4 188	4	—	—	—	2	1	1	—	—	—
624	Social assistance .....	(E)	(D)	(D)	10	5	1	1	—	2	1	—	—	—
6241	Individual & family services .....	(C)	(D)	(D)	2	1	—	—	—	—	1	—	—	—
62412	Services for elderly & disabled persons .....	(C)	(D)	(D)	1	—	—	—	—	—	1	—	—	—
71	<b>Arts, entertainment &amp; recreation</b> .....	83	582	1 146	5	1	1	2	—	1	—	—	—	—
72	<b>Accommodation &amp; food services</b> .....	561	1 937	8 913	29	12	7	6	2	1	—	1	—	—
721	Accommodation .....	(E)	(D)	(D)	4	2	1	—	—	—	—	1	—	—
7211	Traveler accommodation .....	(E)	(D)	(D)	3	1	1	—	—	—	—	1	—	—
72111	Hotels (exc casino hotels) & motels .....	(E)	(D)	(D)	3	1	1	—	—	—	—	1	—	—
722	Food services & drinking places .....	(E)	(D)	(D)	25	10	6	6	2	1	—	—	—	—
7221	Full-service restaurants .....	(C)	(D)	(D)	9	4	2	1	1	1	—	—	—	—
72211	Full-service restaurants .....	(C)	(D)	(D)	9	4	2	1	1	1	—	—	—	—
7222	Limited-service eating places .....	(C)	(D)	(D)	11	2	3	5	1	—	—	—	—	—
72221	Limited-service eating places .....	(C)	(D)	(D)	11	2	3	5	1	—	—	—	—	—
722211	Limited-service restaurants .....	(C)	269	1 264	10	1	3	5	1	—	—	—	—	—
81	<b>Other services (except public administration)</b> .....	129	348	1 421	43	34	8	1	—	—	—	—	—	—
99	<b>Unclassified establishments</b> .....	8	12	95	6	6	—	—	—	—	—	—	—	—
<b>OWEN</b>														
	<b>Total</b> .....	3 527	18 196	75 439	315	187	66	29	21	8	2	1	1	—
11	<b>Forestry, fishing, hunting, and agriculture support</b> .....	10	160	297	5	4	1	—	—	—	—	—	—	—
21	<b>Mining</b> .....	(A)	(D)	(D)	2	—	2	—	—	—	—	—	—	—
22	<b>Utilities</b> .....	18	110	445	4	2	2	—	—	—	—	—	—	—
23	<b>Construction</b> .....	232	1 011	4 810	41	22	14	2	3	—	—	—	—	—
235	Special trade contractors .....	173	769	3 613	29	14	11	2	2	—	—	—	—	—
31-33	<b>Manufacturing</b> .....	1 428	10 110	40 881	24	8	3	4	6	1	—	1	1	—
321	Wood product mfg .....	123	619	2 732	7	3	—	2	2	—	—	—	—	—
339	Miscellaneous mfg .....	(G)	(D)	(D)	4	—	—	1	1	—	—	1	1	—
3391	Medical equipment & supplies mfg .....	(G)	(D)	(D)	3	—	—	—	1	—	—	1	1	—
33911	Medical equipment & supplies mfg .....	(G)	(D)	(D)	3	—	—	—	1	—	—	1	1	—
42	<b>Wholesale trade</b> .....	74	408	1 806	12	7	1	3	1	—	—	—	—	—
44-45	<b>Retail trade</b> .....	483	1 534	6 611	45	27	7	8	—	1	2	—	—	—
445	Food & beverage stores .....	188	415	1 852	6	2	1	1	—	1	1	—	—	—
4451	Grocery stores .....	(C)	(D)	(D)	4	1	1	—	—	1	1	—	—	—
44511	Grocery (except convenience) stores .....	(C)	(D)	(D)	3	1	1	—	—	—	1	—	—	—
452	General merchandise stores .....	(C)	(D)	(D)	3	1	1	—	—	—	1	—	—	—
4521	Department stores .....	(C)	(D)	(D)	1	—	—	—	—	—	1	—	—	—
45211	Department stores .....	(C)	(D)	(D)	1	—	—	—	—	—	1	—	—	—
48-49	<b>Transportation &amp; warehousing</b> .....	95	387	1 582	25	20	4	—	1	—	—	—	—	—
51	<b>Information</b> .....	(B)	(D)	(D)	4	2	1	—	—	1	—	—	—	—
52	<b>Finance &amp; insurance</b> .....	135	872	3 506	13	7	4	—	1	1	—	—	—	—
522	Credit intermediation & related activities .....	111	678	2 673	7	3	2	—	1	1	—	—	—	—
5221	Depository credit intermediation .....	(C)	(D)	(D)	6	2	2	—	1	1	—	—	—	—
53	<b>Real estate &amp; rental &amp; leasing</b> .....	14	50	241	6	5	1	—	—	—	—	—	—	—
54	<b>Professional, scientific &amp; technical services</b> .....	82	370	1 360	22	17	3	2	—	—	—	—	—	—

See footnotes at end of table.

**Table 6. Counties—Employees, Payroll, and Establishments by Industry: 2000—Con.**

[Excludes most government employees, railroad employees, and self-employed persons. Size class 1 to 4 includes establishments with payroll, but no employees, during mid-March pay period. (D) denotes figures withheld to avoid disclosing data for individual companies; the data are included in broader industry totals. Detailed industries with 100 or more employees are shown if industry was not a (D). For explanation of terms, abbreviations, and data reliability/comparability, see introductory text]

NAICS code	Industry	Number of employees for week including March 12	Payroll (\$1,000)		Total number of establishments	Number of establishments by employment-size class									
			First quarter	Annual		1 to 4	5 to 9	10 to 19	20 to 49	50 to 99	100 to 249	250 to 499	500 to 999	1,000 or more	
<b>OWEN—Con.</b>															
56	<b>Admin, support, waste mgt, remediation services</b>	16	42	162	9	9	—	—	—	—	—	—	—	—	
61	<b>Educational services</b>	(A)	(D)	(D)	2	2	—	—	—	—	—	—	—	—	
62	<b>Health care and social assistance</b>	295	1 174	5 297	23	8	9	2	1	3	—	—	—	—	
623	Nursing & residential care facilities	200	731	3 415	6	—	2	—	1	3	—	—	—	—	
6231	Nursing care facilities	159	631	2 638	3	—	—	—	—	3	—	—	—	—	
62311	Nursing care facilities	159	631	2 638	3	—	—	—	—	3	—	—	—	—	
623110	Nursing care facilities	159	631	2 638	3	—	—	—	—	3	—	—	—	—	
71	<b>Arts, entertainment &amp; recreation</b>	(B)	(D)	(D)	6	3	1	1	1	—	—	—	—	—	
72	<b>Accommodation &amp; food services</b>	345	700	3 023	22	8	3	3	7	1	—	—	—	—	
722	Food services & drinking places	(E)	(D)	(D)	21	8	2	3	7	1	—	—	—	—	
7221	Full-service restaurants	118	184	841	9	4	1	—	4	—	—	—	—	—	
72211	Full-service restaurants	118	184	841	9	4	1	—	4	—	—	—	—	—	
722110	Full-service restaurants	118	184	841	9	4	1	—	4	—	—	—	—	—	
7222	Limited-service eating places	206	476	2 006	9	2	1	2	3	1	—	—	—	—	
72221	Limited-service eating places	206	476	2 006	9	2	1	2	3	1	—	—	—	—	
722211	Limited-service restaurants	206	476	2 006	9	2	1	2	3	1	—	—	—	—	
81	<b>Other services (except public administration)</b>	165	590	2 418	45	31	10	4	—	—	—	—	—	—	
99	<b>Unclassified establishments</b>	2	5	71	5	5	—	—	—	—	—	—	—	—	
<b>PARKE</b>															
	<b>Total</b>	2 453	11 470	49 767	302	181	63	30	20	6	2	—	—	—	
11	<b>Forestry, fishing, hunting, and agriculture support</b>	(A)	(D)	(D)	2	2	—	—	—	—	—	—	—	—	
21	<b>Mining</b>	(B)	(D)	(D)	2	1	—	—	1	—	—	—	—	—	
22	<b>Utilities</b>	(B)	(D)	(D)	3	1	1	—	1	—	—	—	—	—	
23	<b>Construction</b>	58	205	1 298	27	24	2	1	—	—	—	—	—	—	
31-33	<b>Manufacturing</b>	707	4 470	19 005	19	6	2	2	3	5	1	—	—	—	
321	Wood product mfg	(C)	(D)	(D)	5	—	2	—	1	2	—	—	—	—	
3219	Other wood product mfg	(C)	(D)	(D)	4	—	2	—	—	2	—	—	—	—	
32199	All other wood product mfg	(C)	(D)	(D)	2	—	—	—	—	2	—	—	—	—	
326	Plastics & rubber products mfg	(C)	(D)	(D)	2	—	—	—	—	1	1	—	—	—	
3261	Plastics product mfg	(C)	(D)	(D)	2	—	—	—	—	1	1	—	—	—	
32611	Unsupported plastics film, sheet, & bag mfg	(C)	(D)	(D)	1	—	—	—	—	—	1	—	—	—	
42	<b>Wholesale trade</b>	(B)	(D)	(D)	12	6	4	1	1	—	—	—	—	—	
44-45	<b>Retail trade</b>	433	1 449	6 207	49	21	13	10	4	1	—	—	—	—	
445	Food & beverage stores	108	266	1 094	10	5	3	1	—	1	—	—	—	—	
4451	Grocery stores	(C)	(D)	(D)	8	4	2	1	—	1	—	—	—	—	
48-49	<b>Transportation &amp; warehousing</b>	43	421	1 453	14	12	1	1	—	—	—	—	—	—	
51	<b>Information</b>	27	245	1 231	5	2	3	—	—	—	—	—	—	—	
52	<b>Finance &amp; insurance</b>	100	642	2 380	18	9	6	2	1	—	—	—	—	—	
53	<b>Real estate &amp; rental &amp; leasing</b>	(B)	(D)	(D)	8	7	—	1	—	—	—	—	—	—	
54	<b>Professional, scientific &amp; technical services</b>	47	179	782	16	12	3	1	—	—	—	—	—	—	
56	<b>Admin, support, waste mgt, remediation services</b>	33	155	675	8	5	2	1	—	—	—	—	—	—	
61	<b>Educational services</b>	(A)	(D)	(D)	1	1	—	—	—	—	—	—	—	—	
62	<b>Health care and social assistance</b>	360	1 540	6 935	30	12	7	8	2	—	1	—	—	—	
621	Ambulatory health care services	138	711	3 406	18	5	7	6	—	—	—	—	—	—	
623	Nursing & residential care facilities	(C)	(D)	(D)	4	1	—	—	2	—	1	—	—	—	
6233	Community care facilities for the elderly	(C)	(D)	(D)	3	1	—	—	1	—	1	—	—	—	
62331	Community care facilities for the elderly	(C)	(D)	(D)	3	1	—	—	1	—	1	—	—	—	
71	<b>Arts, entertainment &amp; recreation</b>	44	90	518	6	4	1	—	1	—	—	—	—	—	
72	<b>Accommodation &amp; food services</b>	251	403	1 919	32	16	10	1	5	—	—	—	—	—	
722	Food services & drinking places	243	398	1 833	28	12	10	1	5	—	—	—	—	—	
7221	Full-service restaurants	114	191	911	12	2	7	1	2	—	—	—	—	—	
72211	Full-service restaurants	114	191	911	12	2	7	1	2	—	—	—	—	—	
722110	Full-service restaurants	114	191	911	12	2	7	1	2	—	—	—	—	—	
7222	Limited-service eating places	(C)	(D)	(D)	9	3	3	—	3	—	—	—	—	—	
72221	Limited-service eating places	(C)	(D)	(D)	9	3	3	—	3	—	—	—	—	—	
81	<b>Other services (except public administration)</b>	166	606	2 498	46	36	8	1	1	—	—	—	—	—	
813	Religious, grantmaking, civic, prof & like organizations	102	324	1 300	24	17	6	—	1	—	—	—	—	—	
99	<b>Unclassified establishments</b>	(A)	(D)	(D)	4	4	—	—	—	—	—	—	—	—	

See footnotes at end of table.

**Table 6. Counties—Employees, Payroll, and Establishments by Industry: 2000—Con.**

[Excludes most government employees, railroad employees, and self-employed persons. Size class 1 to 4 includes establishments with payroll, but no employees, during mid-March pay period. (D) denotes figures withheld to avoid disclosing data for individual companies; the data are included in broader industry totals. Detailed industries with 100 or more employees are shown if industry was not a (D). For explanation of terms, abbreviations, and data reliability/comparability, see introductory text]

NAICS code	Industry	Number of employees for week including March 12	Payroll (\$1,000)		Total number of establishments	Number of establishments by employment-size class								
			First quarter	Annual		1 to 4	5 to 9	10 to 19	20 to 49	50 to 99	100 to 249	250 to 499	500 to 999	1,000 or more
	<b>PERRY</b>													
	<b>Total</b> .....	<b>4 728</b>	<b>26 951</b>	<b>117 645</b>	<b>386</b>	<b>203</b>	<b>90</b>	<b>48</b>	<b>29</b>	<b>9</b>	<b>5</b>	<b>1</b>	<b>1</b>	<b>-</b>
<b>11</b>	<b>Forestry, fishing, hunting, and agriculture support</b> .....	<b>22</b>	<b>124</b>	<b>478</b>	<b>3</b>	<b>1</b>	<b>1</b>	<b>1</b>	<b>-</b>	<b>-</b>	<b>-</b>	<b>-</b>	<b>-</b>	<b>-</b>
<b>22</b>	<b>Utilities</b> .....	<b>57</b>	<b>408</b>	<b>1 878</b>	<b>4</b>	<b>-</b>	<b>1</b>	<b>2</b>	<b>1</b>	<b>-</b>	<b>-</b>	<b>-</b>	<b>-</b>	<b>-</b>
<b>23</b>	<b>Construction</b> .....	<b>216</b>	<b>1 056</b>	<b>6 234</b>	<b>39</b>	<b>23</b>	<b>8</b>	<b>5</b>	<b>3</b>	<b>-</b>	<b>-</b>	<b>-</b>	<b>-</b>	<b>-</b>
<b>31-33</b>	<b>Manufacturing</b> .....	<b>1 664</b>	<b>13 812</b>	<b>61 951</b>	<b>27</b>	<b>5</b>	<b>8</b>	<b>3</b>	<b>2</b>	<b>5</b>	<b>2</b>	<b>1</b>	<b>1</b>	<b>-</b>
331	Primary metal mfg .....	(F)	(D)	(D)	1	-	-	-	-	-	-	-	1	-
3315	Foundries .....	(F)	(D)	(D)	1	-	-	-	-	-	-	-	1	-
33151	Ferrous metal foundries .....	(F)	(D)	(D)	1	-	-	-	-	-	-	-	1	-
333	Machinery mfg .....	227	1 735	7 075	4	-	2	-	-	-	2	-	-	-
3334	HVAC & commercial refrigeration equipment mfg .....	(C)	(D)	(D)	1	-	-	-	-	-	1	-	-	-
33341	HVAC & commercial refrigeration equipment mfg .....	(C)	(D)	(D)	1	-	-	-	-	-	1	-	-	-
3339	Other general purpose machinery mfg .....	(C)	(D)	(D)	2	-	1	-	-	-	1	-	-	-
33399	All other general purpose machinery mfg .....	(C)	(D)	(D)	1	-	-	-	-	-	1	-	-	-
335	Electrical equip, appliance & component mfg .....	(E)	(D)	(D)	1	-	-	-	-	-	-	1	-	-
3353	Electrical equipment mfg .....	(E)	(D)	(D)	1	-	-	-	-	-	-	1	-	-
33531	Electrical equipment mfg .....	(E)	(D)	(D)	1	-	-	-	-	-	-	1	-	-
337	Furniture & related product mfg .....	254	1 458	6 199	6	1	2	-	-	3	-	-	-	-
3371	HH & institutional furniture & kitchen cabinet mfg .....	(C)	(D)	(D)	4	1	1	-	-	2	-	-	-	-
33712	Household & institutional furniture mfg .....	(C)	(D)	(D)	4	1	1	-	-	2	-	-	-	-
<b>42</b>	<b>Wholesale trade</b> .....	<b>77</b>	<b>562</b>	<b>2 116</b>	<b>9</b>	<b>4</b>	<b>2</b>	<b>2</b>	<b>1</b>	<b>-</b>	<b>-</b>	<b>-</b>	<b>-</b>	<b>-</b>
<b>44-45</b>	<b>Retail trade</b> .....	<b>878</b>	<b>3 217</b>	<b>12 993</b>	<b>80</b>	<b>31</b>	<b>25</b>	<b>16</b>	<b>5</b>	<b>2</b>	<b>1</b>	<b>-</b>	<b>-</b>	<b>-</b>
441	Motor vehicle & parts dealers .....	124	722	3 082	14	6	3	3	2	-	-	-	-	-
445	Food & beverage stores .....	(C)	(D)	(D)	9	2	2	2	1	2	-	-	-	-
4451	Grocery stores .....	208	550	2 321	7	1	1	2	1	2	-	-	-	-
44511	Grocery (except convenience) stores .....	208	550	2 321	7	1	1	2	1	2	-	-	-	-
445110	Grocery (except convenience) stores .....	208	550	2 321	7	1	1	2	1	2	-	-	-	-
452	General merchandise stores .....	(C)	(D)	(D)	3	1	1	-	-	1	-	-	-	-
4521	Department stores .....	(C)	(D)	(D)	1	-	-	-	-	1	-	-	-	-
45211	Department stores .....	(C)	(D)	(D)	1	-	-	-	-	1	-	-	-	-
<b>48-49</b>	<b>Transportation &amp; warehousing</b> .....	<b>101</b>	<b>618</b>	<b>3 047</b>	<b>17</b>	<b>12</b>	<b>2</b>	<b>2</b>	<b>1</b>	<b>-</b>	<b>-</b>	<b>-</b>	<b>-</b>	<b>-</b>
<b>51</b>	<b>Information</b> .....	<b>29</b>	<b>245</b>	<b>875</b>	<b>4</b>	<b>1</b>	<b>2</b>	<b>1</b>	<b>-</b>	<b>-</b>	<b>-</b>	<b>-</b>	<b>-</b>	<b>-</b>
<b>52</b>	<b>Finance &amp; insurance</b> .....	<b>175</b>	<b>1 089</b>	<b>3 766</b>	<b>29</b>	<b>18</b>	<b>7</b>	<b>2</b>	<b>2</b>	<b>-</b>	<b>-</b>	<b>-</b>	<b>-</b>	<b>-</b>
522	Credit intermediation & related activities .....	119	695	2 304	14	8	2	2	2	-	-	-	-	-
5221	Depository credit intermediation .....	(C)	(D)	(D)	11	5	2	2	2	-	-	-	-	-
52211	Commercial banking .....	102	587	1 847	10	5	2	1	2	-	-	-	-	-
522110	Commercial banking .....	102	587	1 847	10	5	2	1	2	-	-	-	-	-
<b>53</b>	<b>Real estate &amp; rental &amp; leasing</b> .....	<b>57</b>	<b>217</b>	<b>745</b>	<b>10</b>	<b>6</b>	<b>2</b>	<b>1</b>	<b>1</b>	<b>-</b>	<b>-</b>	<b>-</b>	<b>-</b>	<b>-</b>
<b>54</b>	<b>Professional, scientific &amp; technical services</b> .....	<b>74</b>	<b>246</b>	<b>1 019</b>	<b>19</b>	<b>14</b>	<b>4</b>	<b>1</b>	<b>-</b>	<b>-</b>	<b>-</b>	<b>-</b>	<b>-</b>	<b>-</b>
<b>55</b>	<b>Management of companies &amp; enterprises</b> .....	<b>(B)</b>	<b>(D)</b>	<b>(D)</b>	<b>4</b>	<b>2</b>	<b>1</b>	<b>-</b>	<b>1</b>	<b>-</b>	<b>-</b>	<b>-</b>	<b>-</b>	<b>-</b>
<b>56</b>	<b>Admin, support, waste mgt, remediation services</b> .....	<b>39</b>	<b>196</b>	<b>885</b>	<b>12</b>	<b>9</b>	<b>3</b>	<b>-</b>	<b>-</b>	<b>-</b>	<b>-</b>	<b>-</b>	<b>-</b>	<b>-</b>
<b>61</b>	<b>Educational services</b> .....	<b>(A)</b>	<b>(D)</b>	<b>(D)</b>	<b>2</b>	<b>2</b>	<b>-</b>	<b>-</b>	<b>-</b>	<b>-</b>	<b>-</b>	<b>-</b>	<b>-</b>	<b>-</b>
<b>62</b>	<b>Health care and social assistance</b> .....	<b>662</b>	<b>3 272</b>	<b>13 239</b>	<b>31</b>	<b>14</b>	<b>6</b>	<b>3</b>	<b>5</b>	<b>1</b>	<b>2</b>	<b>-</b>	<b>-</b>	<b>-</b>
621	Ambulatory health care services .....	138	882	3 874	21	12	4	2	3	-	-	-	-	-
622	Hospitals .....	(C)	(D)	(D)	1	-	-	-	-	1	-	-	-	-
6221	General medical & surgical hospitals .....	(C)	(D)	(D)	1	-	-	-	-	1	-	-	-	-
62211	General medical & surgical hospitals .....	(C)	(D)	(D)	1	-	-	-	-	1	-	-	-	-
623	Nursing & residential care facilities .....	(C)	(D)	(D)	3	1	1	-	-	1	-	-	-	-
6231	Nursing care facilities .....	(C)	(D)	(D)	1	-	-	-	-	1	-	-	-	-
62311	Nursing care facilities .....	(C)	(D)	(D)	1	-	-	-	-	1	-	-	-	-
624	Social assistance .....	(C)	(D)	(D)	6	1	1	1	2	1	-	-	-	-
<b>71</b>	<b>Arts, entertainment &amp; recreation</b> .....	<b>(B)</b>	<b>(D)</b>	<b>(D)</b>	<b>3</b>	<b>-</b>	<b>2</b>	<b>1</b>	<b>-</b>	<b>-</b>	<b>-</b>	<b>-</b>	<b>-</b>	<b>-</b>
<b>72</b>	<b>Accommodation &amp; food services</b> .....	<b>467</b>	<b>908</b>	<b>3 809</b>	<b>41</b>	<b>17</b>	<b>10</b>	<b>6</b>	<b>7</b>	<b>1</b>	<b>-</b>	<b>-</b>	<b>-</b>	<b>-</b>
722	Food services & drinking places .....	422	800	3 301	37	15	10	5	6	1	-	-	-	-
7221	Full-service restaurants .....	150	253	988	15	4	7	2	2	-	-	-	-	-
72211	Full-service restaurants .....	150	253	988	15	4	7	2	2	-	-	-	-	-
722110	Full-service restaurants .....	150	253	988	15	4	7	2	2	-	-	-	-	-
7222	Limited-service eating places .....	247	492	2 075	11	1	2	3	4	1	-	-	-	-
72221	Limited-service eating places .....	247	492	2 075	11	1	2	3	4	1	-	-	-	-
722211	Limited-service restaurants .....	247	492	2 075	11	1	2	3	4	1	-	-	-	-
<b>81</b>	<b>Other services (except public administration)</b> .....	<b>136</b>	<b>432</b>	<b>2 054</b>	<b>49</b>	<b>41</b>	<b>6</b>	<b>2</b>	<b>-</b>	<b>-</b>	<b>-</b>	<b>-</b>	<b>-</b>	<b>-</b>
<b>99</b>	<b>Unclassified establishments</b> .....	<b>2</b>	<b>6</b>	<b>39</b>	<b>3</b>	<b>3</b>	<b>-</b>	<b>-</b>	<b>-</b>	<b>-</b>	<b>-</b>	<b>-</b>	<b>-</b>	<b>-</b>

See footnotes at end of table.

**Table 6. Counties—Employees, Payroll, and Establishments by Industry: 2000—Con.**

[Excludes most government employees, railroad employees, and self-employed persons. Size class 1 to 4 includes establishments with payroll, but no employees, during mid-March pay period. (D) denotes figures withheld to avoid disclosing data for individual companies; the data are included in broader industry totals. Detailed industries with 100 or more employees are shown if industry was not a (D). For explanation of terms, abbreviations, and data reliability/comparability, see introductory text]

NAICS code	Industry	Number of employees for week including March 12	Payroll (\$1,000)		Total number of establishments	Number of establishments by employment-size class								
			First quarter	Annual		1 to 4	5 to 9	10 to 19	20 to 49	50 to 99	100 to 249	250 to 499	500 to 999	1,000 or more
<b>PIKE</b>														
	<b>Total</b> .....	<b>2 100</b>	<b>16 727</b>	<b>63 683</b>	<b>190</b>	<b>110</b>	<b>38</b>	<b>20</b>	<b>14</b>	<b>5</b>	<b>2</b>	<b>1</b>	-	-
11	<b>Forestry, fishing, hunting, and agriculture support</b> .....	7	19	58	3	3	-	-	-	-	-	-	-	-
21	<b>Mining</b> .....	208	2 743	11 159	6	-	2	2	1	-	1	-	-	-
213	Mining support activities .....	(C)	(D)	(D)	3	-	2	-	-	-	1	-	-	-
2131	Mining support activities .....	(C)	(D)	(D)	3	-	2	-	-	-	1	-	-	-
21311	Mining support activities .....	(C)	(D)	(D)	3	-	2	-	-	-	1	-	-	-
22	<b>Utilities</b> .....	(E)	(D)	(D)	4	2	-	-	1	-	-	1	-	-
221	Utilities .....	(E)	(D)	(D)	4	2	-	-	1	-	-	1	-	-
2211	Elec pwr generation, transmsn & distribution ...	(E)	(D)	(D)	3	1	-	-	1	-	-	1	-	-
22111	Electric power generation .....	(E)	(D)	(D)	2	-	-	-	1	-	-	1	-	-
23	<b>Construction</b> .....	27	92	449	10	10	-	-	-	-	-	-	-	-
31-33	<b>Manufacturing</b> .....	190	1 251	5 758	8	2	-	2	3	1	-	-	-	-
332	Fabricated metal product mfg .....	104	747	3 524	3	-	-	1	1	1	-	-	-	-
42	<b>Wholesale trade</b> .....	(B)	(D)	(D)	11	6	3	1	1	-	-	-	-	-
44-45	<b>Retail trade</b> .....	282	1 007	3 706	35	13	15	4	3	-	-	-	-	-
48-49	<b>Transportation &amp; warehousing</b> .....	229	1 391	5 700	9	4	1	2	1	-	1	-	-	-
484	Truck transportation .....	(C)	(D)	(D)	7	3	1	1	1	-	1	-	-	-
4842	Specialized freight trucking .....	174	829	3 509	5	2	1	1	-	-	1	-	-	-
48422	Specialized freight (exc used) trucking, local..	(C)	(D)	(D)	4	1	1	1	-	-	1	-	-	-
51	<b>Information</b> .....	(B)	(D)	(D)	2	-	1	-	1	-	-	-	-	-
52	<b>Finance &amp; insurance</b> .....	(C)	(D)	(D)	11	3	4	2	2	-	-	-	-	-
53	<b>Real estate &amp; rental &amp; leasing</b> .....	(A)	(D)	(D)	2	2	-	-	-	-	-	-	-	-
54	<b>Professional, scientific &amp; technical services</b> .....	25	113	473	9	7	2	-	-	-	-	-	-	-
55	<b>Management of companies &amp; enterprises</b> ..	(B)	(D)	(D)	1	-	-	-	-	1	-	-	-	-
56	<b>Admin, support, waste mgt, remediation services</b> .....	(B)	(D)	(D)	11	8	1	2	-	-	-	-	-	-
61	<b>Educational services</b> .....	(A)	(D)	(D)	1	-	-	1	-	-	-	-	-	-
62	<b>Health care and social assistance</b> .....	298	984	4 102	17	8	5	-	1	3	-	-	-	-
623	Nursing & residential care facilities .....	(C)	(D)	(D)	2	-	-	-	-	2	-	-	-	-
6231	Nursing care facilities .....	(C)	(D)	(D)	2	-	-	-	-	2	-	-	-	-
62311	Nursing care facilities .....	(C)	(D)	(D)	2	-	-	-	-	2	-	-	-	-
624	Social assistance .....	141	360	1 577	9	5	2	-	1	1	-	-	-	-
71	<b>Arts, entertainment &amp; recreation</b> .....	(A)	(D)	(D)	2	2	-	-	-	-	-	-	-	-
72	<b>Accommodation &amp; food services</b> .....	(B)	(D)	(D)	6	3	2	1	-	-	-	-	-	-
81	<b>Other services (except public administration)</b> .....	110	309	1 338	40	35	2	3	-	-	-	-	-	-
99	<b>Unclassified establishments</b> .....	(A)	(D)	(D)	2	2	-	-	-	-	-	-	-	-
<b>PORTER</b>														
	<b>Total</b> .....	<b>50 177</b>	<b>372 599</b>	<b>1 551 687</b>	<b>3 287</b>	<b>1 677</b>	<b>714</b>	<b>448</b>	<b>303</b>	<b>77</b>	<b>54</b>	<b>10</b>	-	<b>4</b>
11	<b>Forestry, fishing, hunting, and agriculture support</b> .....	3	12	62	3	3	-	-	-	-	-	-	-	-
21	<b>Mining</b> .....	(A)	(D)	(D)	2	1	1	-	-	-	-	-	-	-
22	<b>Utilities</b> .....	(E)	(D)	(D)	7	3	-	1	-	1	2	-	-	-
221	Utilities .....	(E)	(D)	(D)	7	3	-	1	-	1	2	-	-	-
2211	Elec pwr generation, transmsn & distribution ...	(E)	(D)	(D)	3	-	-	-	-	1	2	-	-	-
22111	Electric power generation .....	(C)	(D)	(D)	1	-	-	-	-	-	1	-	-	-
22112	Electric pwr transmsn, control & distribution ..	(C)	(D)	(D)	2	-	-	-	-	1	1	-	-	-
23	<b>Construction</b> .....	4 604	38 543	180 439	478	282	109	59	16	4	5	3	-	-
233	Building, developing & general contracting .....	832	6 382	27 701	158	104	33	18	2	-	1	-	-	-
2332	Residential building construction .....	480	2 462	11 191	127	88	24	15	-	-	-	-	-	-
23321	Single-family housing construction .....	463	2 415	10 760	123	86	22	15	-	-	-	-	-	-
233210	Single-family housing construction .....	463	2 415	10 760	123	86	22	15	-	-	-	-	-	-
2333	Nonresidential building construction .....	261	3 286	14 285	16	7	6	1	1	-	1	-	-	-
23331	Mfg & industrial building construction .....	(C)	(D)	(D)	1	-	-	-	-	-	1	-	-	-
234	Heavy construction .....	904	9 759	54 493	12	5	1	2	1	-	1	2	-	-
2349	Other heavy construction .....	(F)	(D)	(D)	8	4	1	-	-	-	1	2	-	-
23491	Water, sewer & pipeline construction .....	(C)	(D)	(D)	1	-	-	-	-	-	1	-	-	-
23493	Industrial nonbuilding structure construction ..	(F)	(D)	(D)	3	-	1	-	-	-	-	2	-	-

See footnotes at end of table.

**Table 6. Counties—Employees, Payroll, and Establishments by Industry: 2000—Con.**

[Excludes most government employees, railroad employees, and self-employed persons. Size class 1 to 4 includes establishments with payroll, but no employees, during mid-March pay period. (D) denotes figures withheld to avoid disclosing data for individual companies; the data are included in broader industry totals. Detailed industries with 100 or more employees are shown if industry was not a (D). For explanation of terms, abbreviations, and data reliability/comparability, see introductory text]

NAICS code	Industry	Number of employees for week including March 12	Payroll (\$1,000)		Total number of establishments	Number of establishments by employment-size class									
			First quarter	Annual		1 to 4	5 to 9	10 to 19	20 to 49	50 to 99	100 to 249	250 to 499	500 to 999	1,000 or more	
<b>23</b>	<b>PORTER—Con.</b>														
	<b>Construction—Con.</b>														
235	Special trade contractors .....	2 868	22 402	98 245	308	173	75	39	13	4	3	1	-	-	
2351	Plumbing, heating & AC contractor .....	800	7 765	34 379	50	19	18	9	1	2	-	1	-	-	
23511	Plumbing, heating & AC contractor .....	800	7 765	34 379	50	19	18	9	1	2	-	1	-	-	
235110	Plumbing, heating & AC contractor .....	800	7 765	34 379	50	19	18	9	1	2	-	1	-	-	
2352	Painting & wall covering contractors .....	108	521	3 722	33	24	6	3	-	-	-	-	-	-	
23521	Painting & wall covering contractors .....	108	521	3 722	33	24	6	3	-	-	-	-	-	-	
235210	Painting & wall covering contractors .....	108	521	3 722	33	24	6	3	-	-	-	-	-	-	
2353	Electrical contractors .....	347	3 225	13 709	38	18	11	7	-	2	-	-	-	-	
23531	Electrical contractors .....	347	3 225	13 709	38	18	11	7	-	2	-	-	-	-	
235310	Electrical contractors .....	347	3 225	13 709	38	18	11	7	-	2	-	-	-	-	
2354	Masonry, drywall, insulation, tile contractors .....	350	2 229	9 667	35	22	4	4	4	-	1	-	-	-	
23541	Masonry & stone contractors .....	208	1 047	5 215	14	8	2	2	1	-	1	-	-	-	
235410	Masonry & stone contractors .....	208	1 047	5 215	14	8	2	2	1	-	1	-	-	-	
23542	Drywall, acoustical & insulation contractors .....	(C)	(D)	(D)	19	12	2	2	3	-	-	-	-	-	
2355	Carpentry & floor contractors .....	300	2 300	10 105	48	30	10	5	3	-	-	-	-	-	
23551	Carpentry contractors .....	279	2 212	9 663	37	19	10	5	3	-	-	-	-	-	
235510	Carpentry contractors .....	279	2 212	9 663	37	19	10	5	3	-	-	-	-	-	
2356	Roofing, siding, & sheet metal contractors .....	294	1 138	6 192	26	15	6	3	1	-	1	-	-	-	
23561	Roofing, siding, & sheet metal contractors .....	294	1 138	6 192	26	15	6	3	1	-	1	-	-	-	
235610	Roofing, siding, & sheet metal contractors .....	294	1 138	6 192	26	15	6	3	1	-	1	-	-	-	
2357	Concrete contractors .....	182	1 116	5 279	25	9	10	4	2	-	-	-	-	-	
23571	Concrete contractors .....	182	1 116	5 279	25	9	10	4	2	-	-	-	-	-	
235710	Concrete contractors .....	182	1 116	5 279	25	9	10	4	2	-	-	-	-	-	
2359	Other special trade contractors .....	475	4 041	14 902	49	33	9	4	2	-	1	-	-	-	
23593	Excavation contractors .....	143	1 094	5 734	25	17	5	2	1	-	-	-	-	-	
235930	Excavation contractors .....	143	1 094	5 734	25	17	5	2	1	-	-	-	-	-	
23599	All other special trade contractors .....	266	2 472	7 061	14	9	4	-	-	-	1	-	-	-	
235990	All other special trade contractors .....	266	2 472	7 061	14	9	4	-	-	-	1	-	-	-	
<b>31-33</b>	<b>Manufacturing .....</b>	<b>11 859</b>	<b>156 155</b>	<b>609 510</b>	<b>149</b>	<b>60</b>	<b>20</b>	<b>21</b>	<b>24</b>	<b>10</b>	<b>8</b>	<b>4</b>	<b>-</b>	<b>2</b>	
323	Printing & related support activities .....	219	2 612	10 161	18	11	5	-	1	-	1	-	-	-	
3231	Printing & related support activities .....	219	2 612	10 161	18	11	5	-	1	-	1	-	-	-	
32311	Printing .....	(C)	(D)	(D)	17	10	5	-	1	-	1	-	-	-	
325	Chemical mfg .....	224	3 938	14 040	10	3	1	3	2	1	-	-	-	-	
3251	Basic chemical mfg .....	(C)	(D)	(D)	7	1	1	3	2	-	-	-	-	-	
326	Plastics & rubber products mfg .....	(E)	(D)	(D)	6	1	1	-	-	3	1	-	-	-	
3261	Plastics product mfg .....	(E)	(D)	(D)	5	1	1	-	-	2	1	-	-	-	
32619	Other plastics product mfg .....	296	2 115	9 231	4	-	1	-	-	2	1	-	-	-	
326199	All other plastics product mfg .....	296	2 115	9 231	4	-	1	-	-	2	1	-	-	-	
327	Nonmetallic mineral product mfg .....	275	3 887	16 149	6	-	1	2	1	1	1	-	-	-	
3279	Other nonmetallic mineral product mfg .....	(C)	(D)	(D)	1	-	-	-	-	-	1	-	-	-	
32799	All other nonmetallic mineral product mfg .....	(C)	(D)	(D)	1	-	-	-	-	-	1	-	-	-	
331	Primary metal mfg .....	8 239	118 480	454 376	10	1	1	1	1	1	2	1	-	2	
3311	Iron & steel mills & ferroalloy mfg .....	(I)	(D)	(D)	6	-	1	-	1	1	1	-	-	2	
33111	Iron & steel mills & ferroalloy mfg .....	(I)	(D)	(D)	6	-	1	-	1	1	1	-	-	2	
3312	Steel product mfg from purchased steel .....	(C)	(D)	(D)	2	1	-	-	-	-	1	-	-	-	
33122	Rolling & drawing of purchased steel .....	(C)	(D)	(D)	2	1	-	-	-	-	1	-	-	-	
3315	Foundries .....	(E)	(D)	(D)	1	-	-	-	-	-	-	1	-	-	
33151	Ferrous metal foundries .....	(E)	(D)	(D)	1	-	-	-	-	-	-	1	-	-	
332	Fabricated metal product mfg .....	1 484	14 804	59 780	32	10	3	6	6	3	2	2	-	-	
3324	Boiler, tank & shipping container mfg .....	(C)	(D)	(D)	2	1	-	-	-	-	1	-	-	-	
33243	Light gauge metal container mfg .....	(C)	(D)	(D)	2	1	-	-	-	-	1	-	-	-	
3325	Hardware mfg .....	(C)	(D)	(D)	2	-	1	-	-	-	1	-	-	-	
33251	Hardware mfg .....	(C)	(D)	(D)	2	-	1	-	-	-	1	-	-	-	
3327	Mach shops, turn prod, screw, nut, bolt mfg .....	329	2 915	12 572	20	8	2	6	2	2	-	-	-	-	
33271	Machine shops .....	210	1 986	8 885	17	8	2	4	2	1	-	-	-	-	
332710	Machine shops .....	210	1 986	8 885	17	8	2	4	2	1	-	-	-	-	
33272	Turned product & screw, nut & bolt mfg .....	119	929	3 687	3	-	-	2	-	1	-	-	-	-	
3328	Coating, engrave, heat treating & oth activity .....	227	2 584	10 238	5	1	-	-	3	1	-	-	-	-	
33281	Coating, engrave, heat treating & oth activity .....	227	2 584	10 238	5	1	-	-	3	1	-	-	-	-	
3329	Other fabricated metal product mfg .....	(F)	(D)	(D)	2	-	-	-	-	-	-	2	-	-	
33299	All other fabricated metal product mfg .....	(F)	(D)	(D)	2	-	-	-	-	-	-	2	-	-	
333	Machinery mfg .....	479	6 495	28 291	9	4	-	-	3	-	1	1	-	-	
3332	Industrial machinery mfg .....	(E)	(D)	(D)	1	-	-	-	-	-	-	1	-	-	
33329	Other industrial machinery mfg .....	(E)	(D)	(D)	1	-	-	-	-	-	-	1	-	-	
3335	Metalworking machinery mfg .....	(C)	(D)	(D)	4	1	-	-	2	-	1	-	-	-	
33351	Metalworking machinery mfg .....	(C)	(D)	(D)	4	1	-	-	2	-	1	-	-	-	
334	Computer & electronic product mfg .....	118	816	3 324	10	2	3	2	3	-	-	-	-	-	
339	Miscellaneous mfg .....	158	1 167	5 272	16	9	2	2	2	1	-	-	-	-	
3399	Other miscellaneous mfg .....	129	989	4 568	11	5	2	2	1	1	-	-	-	-	

See footnotes at end of table.

**Table 6. Counties—Employees, Payroll, and Establishments by Industry: 2000—Con.**

[Excludes most government employees, railroad employees, and self-employed persons. Size class 1 to 4 includes establishments with payroll, but no employees, during mid-March pay period. (D) denotes figures withheld to avoid disclosing data for individual companies; the data are included in broader industry totals. Detailed industries with 100 or more employees are shown if industry was not a (D). For explanation of terms, abbreviations, and data reliability/comparability, see introductory text]

NAICS code	Industry	Number of employees for week including March 12	Payroll (\$1,000)		Total number of establishments	Number of establishments by employment-size class									
			First quarter	Annual		1 to 4	5 to 9	10 to 19	20 to 49	50 to 99	100 to 249	250 to 499	500 to 999	1,000 or more	
<b>PORTER—Con.</b>															
<b>42</b>	<b>Wholesale trade</b> .....	<b>2 224</b>	<b>18 396</b>	<b>78 419</b>	<b>175</b>	<b>79</b>	<b>34</b>	<b>30</b>	<b>24</b>	<b>4</b>	<b>4</b>	—	—	—	
421	Wholesale trade, durable goods .....	1 331	11 725	48 239	112	56	19	19	13	2	3	—	—	—	
4211	Motor vehicle, motor vehicle pt & supply whsle .	158	1 330	4 942	11	3	3	3	1	1	—	—	—	—	
4214	Professional & commercial equip & supp whsle .	139	869	4 220	9	5	2	1	—	—	1	—	—	—	
42142	Office equipment whsle .....	122	706	3 534	3	—	1	1	—	—	1	—	—	—	
421420	Office equipment whsle .....	122	706	3 534	3	—	1	1	—	—	1	—	—	—	
4215	Metal & mineral (except petroleum) whsle .....	338	3 012	12 501	13	5	1	2	3	1	1	—	—	—	
42151	Metal service centers & offices whsle .....	(E)	(D)	(D)	11	4	1	1	3	1	1	—	—	—	
4218	Machinery, equipment & supplies whsle .....	343	3 467	13 605	39	18	9	6	6	—	—	—	—	—	
42182	Farm & garden machinery & equipment whsle .....	115	1 035	4 229	7	2	1	1	3	—	—	—	—	—	
421820	Farm & garden machinery & equipment whsle .....	115	1 035	4 229	7	2	1	1	3	—	—	—	—	—	
42184	Industrial supplies whsle .....	112	1 186	4 420	9	2	2	3	2	—	—	—	—	—	
421840	Industrial supplies whsle .....	112	1 186	4 420	9	2	2	3	2	—	—	—	—	—	
4219	Miscellaneous durable goods whsle .....	207	1 714	6 826	14	8	2	1	2	—	1	—	—	—	
42193	Recyclable material whsle .....	(C)	(D)	(D)	10	6	1	1	1	—	1	—	—	—	
422	Wholesale trade, nondurable goods .....	893	6 671	30 180	63	23	15	11	11	2	1	—	—	—	
4224	Grocery & related product whsle .....	311	1 845	7 936	13	3	2	2	5	—	1	—	—	—	
42249	Other grocery & related products whsle .....	231	1 431	6 250	6	1	—	—	4	—	—	—	—	—	
422490	Other grocery & related products whsle .....	231	1 431	6 250	6	1	—	—	4	—	1	—	—	—	
4227	Petroleum & petroleum products whsle .....	125	1 325	5 500	8	2	3	1	2	—	—	—	—	—	
4228	Beer, wine, distilled alcoholic beverage whsle ..	(C)	(D)	(D)	3	—	—	—	1	1	—	—	—	—	
42281	Beer & ale whsle .....	(C)	(D)	(D)	3	—	—	—	1	1	—	—	—	—	
<b>44-45</b>	<b>Retail trade</b> .....	<b>6 616</b>	<b>29 262</b>	<b>121 852</b>	<b>448</b>	<b>178</b>	<b>131</b>	<b>78</b>	<b>39</b>	<b>10</b>	<b>10</b>	<b>2</b>	—	—	
441	Motor vehicle & parts dealers .....	886	6 798	29 489	61	21	9	19	9	3	—	—	—	—	
4411	Automobile dealers .....	590	5 264	22 719	28	9	3	6	7	3	—	—	—	—	
44111	New car dealers .....	540	4 975	21 767	16	1	2	3	7	3	—	—	—	—	
441110	New car dealers .....	540	4 975	21 767	16	1	2	3	7	3	—	—	—	—	
4412	Other motor vehicle dealers .....	134	599	2 805	12	5	—	5	2	—	—	—	—	—	
44122	Motorcycle & boat & other MV dealers .....	(C)	(D)	(D)	11	5	—	4	2	—	—	—	—	—	
4413	Automotive parts, accessories & tire stores .....	162	935	3 965	21	7	6	8	—	—	—	—	—	—	
442	Furniture & home furnishing stores .....	121	699	2 910	23	13	6	3	1	—	—	—	—	—	
443	Electronics & appliance stores .....	105	520	2 250	23	14	7	1	1	—	—	—	—	—	
4431	Electronics & appliance stores .....	105	520	2 250	23	14	7	1	1	—	—	—	—	—	
444	Bldg material & garden equip & supp dealers .....	686	3 552	14 635	39	11	15	4	7	—	2	—	—	—	
4441	Building material & supplies dealers .....	570	3 139	12 403	28	10	9	2	5	—	2	—	—	—	
44411	Home centers .....	(C)	(D)	(D)	1	—	—	—	—	—	1	—	—	—	
44413	Hardware stores .....	(C)	(D)	(D)	8	1	3	1	3	—	—	—	—	—	
44419	Other building material dealers .....	225	1 643	6 435	17	8	5	1	2	—	1	—	—	—	
444190	Other building material dealers .....	225	1 643	6 435	17	8	5	1	2	—	1	—	—	—	
4442	Lawn & garden equip & supplies stores .....	116	413	2 232	11	1	6	2	2	—	—	—	—	—	
445	Food & beverage stores .....	1 320	4 221	17 958	48	15	18	5	2	2	6	—	—	—	
4451	Grocery stores .....	1 161	3 775	15 978	22	4	7	2	1	2	6	—	—	—	
44511	Grocery (except convenience) stores .....	1 122	3 688	15 604	13	—	3	1	1	2	6	—	—	—	
445110	Grocery (except convenience) stores .....	1 122	3 688	15 604	13	—	3	1	1	2	6	—	—	—	
446	Health & personal care stores .....	424	2 384	9 793	27	6	9	5	5	2	—	—	—	—	
4461	Health & personal care stores .....	424	2 384	9 793	27	6	9	5	5	2	—	—	—	—	
44611	Pharmacies & drug stores .....	389	2 278	9 269	17	—	5	5	5	2	—	—	—	—	
446110	Pharmacies & drug stores .....	389	2 278	9 269	17	—	5	5	5	2	—	—	—	—	
447	Gasoline stations .....	718	2 596	9 811	69	17	27	19	4	2	—	—	—	—	
4471	Gasoline stations .....	718	2 596	9 811	69	17	27	19	4	2	—	—	—	—	
44711	Gasoline stations with convenience stores ..	513	1 750	6 806	53	11	22	16	3	1	—	—	—	—	
447110	Gasoline stations with convenience stores .	513	1 750	6 806	53	11	22	16	3	1	—	—	—	—	
44719	Other gasoline stations .....	205	846	3 005	16	6	5	3	1	1	—	—	—	—	
447190	Other gasoline stations .....	205	846	3 005	16	6	5	3	1	1	—	—	—	—	
448	Clothing & clothing accessories stores .....	190	573	2 504	35	19	11	4	1	—	—	—	—	—	
4481	Clothing stores .....	130	288	1 231	22	12	6	3	1	—	—	—	—	—	
451	Sporting goods, hobby, book & music stores .....	226	532	2 282	28	14	5	7	2	—	—	—	—	—	
4511	Sporting goods, hobby, musical instrument stores .....	182	461	1 940	23	12	4	5	2	—	—	—	—	—	
452	General merchandise stores .....	1 429	5 488	22 807	18	7	3	1	2	1	2	2	—	—	
4521	Department stores .....	(E)	(D)	(D)	4	1	—	—	—	1	2	—	—	—	
45211	Department stores .....	(E)	(D)	(D)	4	1	—	—	—	1	2	—	—	—	
4529	Other general merchandise stores .....	(F)	(D)	(D)	14	6	3	1	2	—	—	2	—	—	
45291	Warehouse clubs & superstores .....	(F)	(D)	(D)	2	—	—	—	—	—	—	2	—	—	
45299	All other general merchandise stores .....	(C)	(D)	(D)	12	6	3	1	2	—	—	—	—	—	
453	Miscellaneous store retailers .....	343	854	3 843	59	31	17	9	2	—	—	—	—	—	
4532	Office supplies, stationery & gift stores .....	(C)	(D)	(D)	21	10	4	5	2	—	—	—	—	—	
45322	Gift, novelty & souvenir stores .....	133	284	1 105	20	10	4	5	1	—	—	—	—	—	
453220	Gift, novelty & souvenir stores .....	133	284	1 105	20	10	4	5	1	—	—	—	—	—	
4539	Other miscellaneous store retailers .....	101	257	1 364	23	15	5	3	—	—	—	—	—	—	
454	Nonstore retailers .....	168	1 045	3 570	18	10	4	1	3	—	—	—	—	—	

See footnotes at end of table.



**Table 6. Counties—Employees, Payroll, and Establishments by Industry: 2000—Con.**

[Excludes most government employees, railroad employees, and self-employed persons. Size class 1 to 4 includes establishments with payroll, but no employees, during mid-March pay period. (D) denotes figures withheld to avoid disclosing data for individual companies; the data are included in broader industry totals. Detailed industries with 100 or more employees are shown if industry was not a (D). For explanation of terms, abbreviations, and data reliability/comparability, see introductory text]

NAICS code	Industry	Number of employees for week including March 12	Payroll (\$1,000)		Total number of establishments	Number of establishments by employment-size class								
			First quarter	Annual		1 to 4	5 to 9	10 to 19	20 to 49	50 to 99	100 to 249	250 to 499	500 to 999	1,000 or more
<b>PORTER—Con.</b>														
<b>48-49</b>	<b>Transportation &amp; warehousing .....</b>	<b>1 188</b>	<b>8 115</b>	<b>37 029</b>	<b>128</b>	<b>73</b>	<b>24</b>	<b>16</b>	<b>11</b>	<b>3</b>	<b>1</b>	—	—	—
484	Truck transportation .....	818	6 060	26 976	98	59	18	11	8	1	1	—	—	—
4841	General freight trucking .....	441	3 468	15 068	53	32	10	9	1	—	1	—	—	—
48412	General freight trucking, long-distance .....	343	2 855	12 642	31	18	5	6	1	—	1	—	—	—
4842	Specialized freight trucking .....	377	2 592	11 908	45	27	8	2	7	1	—	—	—	—
48422	Specialized freight (exc used) trucking, local ..	147	998	4 985	27	17	6	2	2	—	—	—	—	—
484220	Specialized freight (exc used) trucking, local .....	147	998	4 985	27	17	6	2	2	—	—	—	—	—
48423	Specialized freight (exc used) trucking, LDist ..	225	1 554	6 745	14	6	2	—	5	1	—	—	—	—
484230	Specialized freight (exc used) trucking, LDist .....	225	1 554	6 745	14	6	2	—	5	1	—	—	—	—
488	Transportation support activities .....	218	1 284	7 681	18	10	4	—	3	1	—	—	—	—
4883	Water transportation support activities .....	(C)	(D)	(D)	5	2	—	—	2	1	—	—	—	—
48832	Marine cargo handling .....	130	643	4 549	4	1	—	—	2	1	—	—	—	—
488320	Marine cargo handling .....	130	643	4 549	4	1	—	—	2	1	—	—	—	—
<b>51</b>	<b>Information .....</b>	<b>926</b>	<b>7 782</b>	<b>31 350</b>	<b>43</b>	<b>21</b>	<b>1</b>	<b>8</b>	<b>8</b>	<b>2</b>	<b>3</b>	—	—	—
512	Motion picture & sound recording industries .....	(C)	(D)	(D)	9	6	—	—	2	1	—	—	—	—
5121	Motion picture & video industries .....	(C)	(D)	(D)	8	5	—	—	2	1	—	—	—	—
51213	Motion picture & video exhibition .....	(C)	(D)	(D)	5	2	—	—	2	1	—	—	—	—
513	Broadcasting & telecommunications .....	421	4 026	16 181	17	5	—	6	4	1	1	—	—	—
5132	Cable networks & program distribution .....	(C)	(D)	(D)	4	—	—	2	2	—	—	—	—	—
51322	Cable & other program distribution .....	(C)	(D)	(D)	4	—	—	2	2	—	—	—	—	—
5133	Telecommunications .....	296	3 141	12 350	11	4	—	4	1	1	1	—	—	—
51331	Wired telecommunications carriers .....	(E)	(D)	(D)	10	4	—	3	1	1	1	—	—	—
514	Information & data processing services .....	(C)	(D)	(D)	7	4	—	—	1	—	2	—	—	—
5142	Data processing services .....	(C)	(D)	(D)	6	3	—	—	1	—	2	—	—	—
51421	Data processing services .....	(C)	(D)	(D)	6	3	—	—	1	—	2	—	—	—
<b>52</b>	<b>Finance &amp; insurance .....</b>	<b>1 097</b>	<b>8 278</b>	<b>30 713</b>	<b>164</b>	<b>86</b>	<b>47</b>	<b>18</b>	<b>12</b>	<b>1</b>	—	—	—	—
522	Credit intermediation & related activities .....	741	4 668	17 657	77	22	31	15	8	1	—	—	—	—
5221	Depository credit intermediation .....	660	4 084	15 075	59	10	26	14	8	1	—	—	—	—
52211	Commercial banking .....	534	3 290	12 120	47	7	22	11	6	1	—	—	—	—
522110	Commercial banking .....	534	3 290	12 120	47	7	22	11	6	1	—	—	—	—
524	Insurance carriers & related activities .....	295	2 061	7 628	64	43	16	2	3	—	—	—	—	—
5241	Insurance carriers .....	115	1 033	3 353	17	12	2	—	3	—	—	—	—	—
5242	Agencies & other insurance related activities ...	180	1 028	4 275	47	31	14	2	—	—	—	—	—	—
52421	Insurance agencies & brokerages .....	161	939	3 924	44	31	11	2	—	—	—	—	—	—
524210	Insurance agencies & brokerages .....	161	939	3 924	44	31	11	2	—	—	—	—	—	—
<b>53</b>	<b>Real estate &amp; rental &amp; leasing .....</b>	<b>609</b>	<b>2 728</b>	<b>12 355</b>	<b>127</b>	<b>82</b>	<b>32</b>	<b>8</b>	<b>4</b>	<b>1</b>	—	—	—	—
531	Real estate .....	396	2 057	9 144	93	69	17	4	2	1	—	—	—	—
5311	Lessors of real estate .....	260	1 245	5 508	44	28	11	3	1	1	—	—	—	—
53111	Lessors of residential buildings & dwellings ...	181	816	3 591	23	13	6	3	—	1	—	—	—	—
531110	Lessors of residential buildings & dwellings ...	181	816	3 591	23	13	6	3	—	1	—	—	—	—
532	Rental & leasing services .....	(C)	(D)	(D)	33	12	15	4	2	—	—	—	—	—
5322	Consumer goods rental .....	133	299	1 320	19	6	9	3	1	—	—	—	—	—
53223	Video tape & disc rental .....	115	216	918	14	2	8	3	1	—	—	—	—	—
532230	Video tape & disc rental .....	115	216	918	14	2	8	3	1	—	—	—	—	—
<b>54</b>	<b>Professional, scientific &amp; technical services .....</b>	<b>1 457</b>	<b>11 034</b>	<b>49 148</b>	<b>292</b>	<b>210</b>	<b>41</b>	<b>22</b>	<b>18</b>	<b>1</b>	—	—	—	—
541	Professional, scientific & technical services .....	1 457	11 034	49 148	292	210	41	22	18	1	—	—	—	—
5411	Legal services .....	266	1 765	7 900	75	58	11	4	2	—	—	—	—	—
54111	Offices of lawyers .....	266	1 765	7 900	75	58	11	4	2	—	—	—	—	—
541110	Offices of lawyers .....	266	1 765	7 900	75	58	11	4	2	—	—	—	—	—
5412	Accounting, tax prep, bookkeep, payroll services .....	132	601	2 263	33	21	9	3	—	—	—	—	—	—
54121	Accounting, tax prep, bookkeep, payroll services .....	132	601	2 263	33	21	9	3	—	—	—	—	—	—
5413	Architectural, engineering & related services ...	387	3 874	17 431	51	30	8	4	9	—	—	—	—	—
54133	Engineering services .....	253	2 566	11 775	27	12	6	3	6	—	—	—	—	—
541330	Engineering services .....	253	2 566	11 775	27	12	6	3	6	—	—	—	—	—
5415	Computer systems design & related services ...	139	1 982	8 009	40	34	3	2	1	—	—	—	—	—
54151	Computer systems design & related services ...	139	1 982	8 009	40	34	3	2	1	—	—	—	—	—
5416	Management, sci & tech consulting services ...	137	726	3 259	41	33	4	3	1	—	—	—	—	—
5419	Oth professional, scientific, technical services ...	273	1 196	5 892	28	17	4	2	4	1	—	—	—	—
54194	Veterinary services .....	232	1 090	5 313	14	5	3	2	3	1	—	—	—	—
541940	Veterinary services .....	232	1 090	5 313	14	5	3	2	3	1	—	—	—	—
<b>55</b>	<b>Management of companies &amp; enterprises .....</b>	<b>133</b>	<b>1 510</b>	<b>6 245</b>	<b>12</b>	<b>6</b>	<b>3</b>	<b>1</b>	<b>1</b>	<b>1</b>	—	—	—	—
551	Management of companies & enterprises .....	133	1 510	6 245	12	6	3	1	1	1	—	—	—	—
5511	Management of companies & enterprises .....	133	1 510	6 245	12	6	3	1	1	1	—	—	—	—
55111	Management of companies & enterprises .....	133	1 510	6 245	12	6	3	1	1	1	—	—	—	—
551114	Corp, subsidiary & regional managing offices .....	133	1 510	6 245	12	6	3	1	1	1	—	—	—	—

See footnotes at end of table.

**Table 6. Counties—Employees, Payroll, and Establishments by Industry: 2000—Con.**

[Excludes most government employees, railroad employees, and self-employed persons. Size class 1 to 4 includes establishments with payroll, but no employees, during mid-March pay period. (D) denotes figures withheld to avoid disclosing data for individual companies; the data are included in broader industry totals. Detailed industries with 100 or more employees are shown if industry was not a (D). For explanation of terms, abbreviations, and data reliability/comparability, see introductory text]

NAICS code	Industry	Number of employees for week including March 12	Payroll (\$1,000)		Total number of establishments	Number of establishments by employment-size class								
			First quarter	Annual		1 to 4	5 to 9	10 to 19	20 to 49	50 to 99	100 to 249	250 to 499	500 to 999	1,000 or more
<b>PORTER—Con.</b>														
<b>56</b>	<b>Admin, support, waste mgt, remediation services</b>	<b>3 089</b>	<b>16 390</b>	<b>67 666</b>	<b>197</b>	<b>104</b>	<b>38</b>	<b>21</b>	<b>16</b>	<b>9</b>	<b>8</b>	<b>1</b>	—	—
561	Administrative & support services	2 740	13 497	55 512	181	97	33	20	16	8	6	1	—	—
5611	Office administrative services	140	1 166	4 709	16	5	5	4	2	—	—	—	—	—
56111	Office administrative services	140	1 166	4 709	16	5	5	4	2	—	—	—	—	—
561110	Office administrative services	140	1 166	4 709	16	5	5	4	2	—	—	—	—	—
5613	Employment services	1 095	4 032	14 978	21	6	2	1	3	3	6	—	—	—
56132	Temporary help services	933	2 825	9 397	12	2	1	—	2	1	6	—	—	—
561320	Temporary help services	933	2 825	9 397	12	2	1	—	2	1	6	—	—	—
56133	Employee leasing services	136	1 052	4 868	3	—	—	—	1	2	—	—	—	—
561330	Employee leasing services	136	1 052	4 868	3	—	—	—	1	2	—	—	—	—
5617	Services to buildings & dwellings	962	4 469	20 783	92	57	15	10	7	2	—	1	—	—
56172	Janitorial services	755	3 660	15 168	37	18	4	7	5	2	—	1	—	—
561720	Janitorial services	755	3 660	15 168	37	18	4	7	5	2	—	1	—	—
56173	Landscaping services	191	751	5 315	47	32	10	3	2	—	—	—	—	—
561730	Landscaping services	191	751	5 315	47	32	10	3	2	—	—	—	—	—
5619	Other support services	360	2 795	10 784	19	10	2	2	2	3	—	—	—	—
56199	All other support services	(C)	(D)	(D)	15	8	2	2	1	2	—	—	—	—
562	Waste management & remediation services	349	2 893	12 154	16	7	5	1	—	1	2	—	—	—
5621	Waste collection	234	2 080	9 228	8	4	2	—	—	—	2	—	—	—
56211	Waste collection	234	2 080	9 228	8	4	2	—	—	—	2	—	—	—
5629	Remediation & oth waste management services	115	813	2 926	8	3	3	1	—	1	—	—	—	—
<b>61</b>	<b>Educational services</b>	<b>2 443</b>	<b>8 942</b>	<b>39 696</b>	<b>33</b>	<b>14</b>	<b>5</b>	<b>5</b>	<b>7</b>	—	<b>1</b>	—	—	<b>1</b>
611	Educational services	2 443	8 942	39 696	33	14	5	5	7	—	1	—	—	1
6111	Elementary & secondary schools	466	1 851	7 851	12	4	—	1	6	—	1	—	—	—
61111	Elementary & secondary schools	466	1 851	7 851	12	4	—	1	6	—	1	—	—	—
611110	Elementary & secondary schools	466	1 851	7 851	12	4	—	1	6	—	1	—	—	—
6113	Colleges, universities & professional schools	(G)	(D)	(D)	1	—	—	—	—	—	—	—	—	1
61131	Colleges, universities & professional schools	(G)	(D)	(D)	1	—	—	—	—	—	—	—	—	1
<b>62</b>	<b>Health care and social assistance</b>	<b>5 290</b>	<b>36 216</b>	<b>162 465</b>	<b>300</b>	<b>139</b>	<b>78</b>	<b>42</b>	<b>24</b>	<b>10</b>	<b>6</b>	—	—	<b>1</b>
621	Ambulatory health care services	1 915	17 214	81 528	228	112	68	29	13	4	2	—	—	—
6211	Offices of physicians	632	8 317	40 820	90	44	26	12	8	—	—	—	—	—
62111	Offices of physicians	632	8 317	40 820	90	44	26	12	8	—	—	—	—	—
621111	Offices of physicians (exc mental health)	608	8 188	40 303	87	43	26	10	8	—	—	—	—	—
6212	Offices of dentists	476	3 135	15 839	69	23	30	14	2	—	—	—	—	—
62121	Offices of dentists	476	3 135	15 839	69	23	30	14	2	—	—	—	—	—
621210	Offices of dentists	476	3 135	15 839	69	23	30	14	2	—	—	—	—	—
6213	Offices of other health practitioners	223	1 702	7 979	45	32	9	2	1	1	—	—	—	—
6214	Outpatient care centers	(C)	(D)	(D)	13	8	2	—	2	1	—	—	—	—
62142	Outpatient mental health, substance abuse ctrs	(C)	(D)	(D)	4	1	1	—	1	1	—	—	—	—
6216	Home health care services	307	1 669	6 623	7	2	1	1	—	2	1	—	—	—
62161	Home health care services	307	1 669	6 623	7	2	1	1	—	2	1	—	—	—
621610	Home health care services	307	1 669	6 623	7	2	1	1	—	2	1	—	—	—
6219	Other ambulatory health care services	(C)	(D)	(D)	1	—	—	—	—	—	1	—	—	—
62191	Ambulance services	(C)	(D)	(D)	1	—	—	—	—	—	1	—	—	—
622	Hospitals	(G)	(D)	(D)	1	—	—	—	—	—	—	—	—	1
6221	General medical & surgical hospitals	(G)	(D)	(D)	1	—	—	—	—	—	—	—	—	1
62211	General medical & surgical hospitals	(G)	(D)	(D)	1	—	—	—	—	—	—	—	—	1
623	Nursing & residential care facilities	1 242	5 683	23 250	23	3	2	5	4	5	4	—	—	—
6231	Nursing care facilities	956	4 420	18 451	9	1	—	—	—	4	4	—	—	—
62311	Nursing care facilities	956	4 420	18 451	9	1	—	—	—	4	4	—	—	—
623110	Nursing care facilities	956	4 420	18 451	9	1	—	—	—	4	4	—	—	—
6232	Residential mental retardation, health facil	(C)	(D)	(D)	7	1	2	2	2	—	—	—	—	—
6233	Community care facilities for the elderly	(C)	(D)	(D)	5	1	—	2	1	1	—	—	—	—
62331	Community care facilities for the elderly	(C)	(D)	(D)	5	1	—	2	1	1	—	—	—	—
624	Social assistance	(E)	(D)	(D)	48	24	8	8	7	1	—	—	—	—
6244	Child day care services	228	650	2 854	25	13	3	5	4	—	—	—	—	—
62441	Child day care services	228	650	2 854	25	13	3	5	4	—	—	—	—	—
624410	Child day care services	228	650	2 854	25	13	3	5	4	—	—	—	—	—
<b>71</b>	<b>Arts, entertainment &amp; recreation</b>	<b>839</b>	<b>1 970</b>	<b>9 287</b>	<b>44</b>	<b>19</b>	<b>10</b>	<b>6</b>	<b>4</b>	<b>3</b>	<b>2</b>	—	—	—
713	Amusement, gambling & recreation industries	827	1 916	9 053	38	13	10	6	4	3	2	—	—	—
7139	Other amusement & recreation industries	813	1 885	8 439	35	12	8	6	4	3	2	—	—	—
71391	Golf courses & country clubs	122	233	1 331	4	1	—	2	—	1	—	—	—	—
713910	Golf courses & country clubs	122	233	1 331	4	1	—	2	—	1	—	—	—	—
71394	Fitness & recreational sports centers	525	1 245	5 468	15	7	2	1	1	2	2	—	—	—
713940	Fitness & recreational sports centers	525	1 245	5 468	15	7	2	1	1	2	2	—	—	—
<b>72</b>	<b>Accommodation &amp; food services</b>	<b>4 637</b>	<b>10 042</b>	<b>43 212</b>	<b>257</b>	<b>71</b>	<b>36</b>	<b>61</b>	<b>74</b>	<b>13</b>	<b>2</b>	—	—	—
721	Accommodation	505	1 208	5 355	31	14	1	8	7	—	1	—	—	—
7211	Traveler accommodation	(F)	(D)	(D)	24	7	1	8	7	—	1	—	—	—
72111	Hotels (exc casino hotels) & motels	490	1 175	4 944	21	5	1	7	7	—	1	—	—	—
721110	Hotels (exc casino hotels) & motels	490	1 175	4 944	21	5	1	7	7	—	1	—	—	—

See footnotes at end of table.

**Table 6. Counties—Employees, Payroll, and Establishments by Industry: 2000—Con.**

[Excludes most government employees, railroad employees, and self-employed persons. Size class 1 to 4 includes establishments with payroll, but no employees, during mid-March pay period. (D) denotes figures withheld to avoid disclosing data for individual companies; the data are included in broader industry totals. Detailed industries with 100 or more employees are shown if industry was not a (D). For explanation of terms, abbreviations, and data reliability/comparability, see introductory text]

NAICS code	Industry	Number of employees for week including March 12	Payroll (\$1,000)		Total number of establishments	Number of establishments by employment-size class								
			First quarter	Annual		1 to 4	5 to 9	10 to 19	20 to 49	50 to 99	100 to 249	250 to 499	500 to 999	1,000 or more
<b>PORTER—Con.</b>														
<b>72</b>	<b>Accommodation &amp; food services—Con.</b>													
722	Food services & drinking places .....	4 132	8 834	37 857	226	57	35	53	67	13	1	—	—	—
7221	Full-service restaurants .....	1 916	4 471	18 690	86	20	13	17	25	10	1	—	—	—
72211	Full-service restaurants .....	1 916	4 471	18 690	86	20	13	17	25	10	1	—	—	—
722110	Full-service restaurants .....	1 916	4 471	18 690	86	20	13	17	25	10	1	—	—	—
7222	Limited-service eating places .....	2 006	3 802	16 645	108	20	16	29	40	3	—	—	—	—
72221	Limited-service eating places .....	2 006	3 802	16 645	108	20	16	29	40	3	—	—	—	—
722211	Limited-service restaurants .....	1 805	3 525	15 050	90	13	12	25	37	3	—	—	—	—
7224	Drinking places (alcoholic beverages) .....	136	333	1 291	22	13	3	5	1	—	—	—	—	—
72241	Drinking places (alcoholic beverages) .....	136	333	1 291	22	13	3	5	1	—	—	—	—	—
722410	Drinking places (alcoholic beverages) .....	136	333	1 291	22	13	3	5	1	—	—	—	—	—
<b>81</b>	<b>Other services (except public administration)</b> .....	<b>2 566</b>	<b>10 138</b>	<b>42 461</b>	<b>396</b>	<b>220</b>	<b>102</b>	<b>50</b>	<b>20</b>	<b>3</b>	<b>1</b>	—	—	—
811	Repair & maintenance .....	846	5 084	21 015	145	80	38	19	8	—	—	—	—	—
8111	Automotive repair & maintenance .....	633	3 585	14 820	102	50	32	15	5	—	—	—	—	—
81111	Automotive mechanical & electrical R&M .....	270	1 867	7 868	57	31	19	7	—	—	—	—	—	—
811111	General automotive repair .....	214	1 533	6 530	45	25	13	7	—	—	—	—	—	—
811112	Automotive body, paint, interior & glass repair .....	126	975	3 910	21	12	5	3	1	—	—	—	—	—
811121	Automotive body, paint & interior R&M .....	111	849	3 467	17	10	3	3	1	—	—	—	—	—
81119	Other automotive R&M .....	237	743	3 042	24	7	8	5	4	—	—	—	—	—
811192	Car washes .....	123	360	1 483	14	5	6	1	2	—	—	—	—	—
8113	Commercial equipment (exc auto & elec) R&M .....	154	1 255	5 236	24	15	3	3	3	—	—	—	—	—
81131	Commercial equipment (exc auto & elec) R&M .....	154	1 255	5 236	24	15	3	3	3	—	—	—	—	—
811310	Commercial equipment (exc auto & elec) R&M .....	154	1 255	5 236	24	15	3	3	3	—	—	—	—	—
812	Personal & laundry services .....	684	2 114	9 617	108	55	30	18	4	1	—	—	—	—
8121	Personal care services .....	370	1 224	5 292	64	31	19	12	2	—	—	—	—	—
81211	Hair, nail & skin care services .....	329	1 164	4 979	52	23	16	11	2	—	—	—	—	—
8122	Death care services .....	165	395	1 743	12	5	4	—	2	1	—	—	—	—
81222	Cemeteries & crematories .....	118	168	746	4	—	2	—	1	1	—	—	—	—
812220	Cemeteries & crematories .....	118	168	746	4	—	2	—	1	1	—	—	—	—
813	Religious, grantmaking, civic, prof & like organizations .....	1 036	2 940	11 829	143	85	34	13	8	2	1	—	—	—
8131	Religious organizations .....	546	1 557	6 098	80	44	22	10	2	2	—	—	—	—
81311	Religious organizations .....	546	1 557	6 098	80	44	22	10	2	2	—	—	—	—
813110	Religious organizations .....	546	1 557	6 098	80	44	22	10	2	2	—	—	—	—
8134	Civic & social organizations .....	157	407	1 696	26	16	6	1	3	—	—	—	—	—
81341	Civic & social organizations .....	157	407	1 696	26	16	6	1	3	—	—	—	—	—
813410	Civic & social organizations .....	157	407	1 696	26	16	6	1	3	—	—	—	—	—
8139	Business, labor, political, like organizations .....	284	694	3 006	29	20	4	2	2	—	1	—	—	—
81393	Labor unions & similar labor organizations .....	234	493	1 969	14	8	2	1	2	—	1	—	—	—
813930	Labor unions & similar labor organizations .....	234	493	1 969	14	8	2	1	2	—	1	—	—	—
<b>95</b>	<b>Auxiliaries (exc corporate, subsidiary &amp; regional mgt)</b> .....	<b>210</b>	<b>1 986</b>	<b>8 273</b>	<b>6</b>	<b>2</b>	<b>1</b>	<b>1</b>	—	<b>1</b>	<b>1</b>	—	—	—
<b>99</b>	<b>Unclassified establishments</b> .....	<b>(B)</b>	<b>(D)</b>	<b>(D)</b>	<b>26</b>	<b>24</b>	<b>1</b>	—	<b>1</b>	—	—	—	—	—
<b>POSEY</b>														
	<b>Total</b> .....	<b>7 555</b>	<b>63 396</b>	<b>270 810</b>	<b>531</b>	<b>282</b>	<b>107</b>	<b>72</b>	<b>46</b>	<b>15</b>	<b>6</b>	<b>2</b>	—	<b>1</b>
<b>11</b>	<b>Forestry, fishing, hunting, and agriculture support</b> .....	<b>12</b>	<b>51</b>	<b>238</b>	<b>3</b>	<b>2</b>	<b>1</b>	—	—	—	—	—	—	—
<b>21</b>	<b>Mining</b> .....	<b>25</b>	<b>121</b>	<b>677</b>	<b>6</b>	<b>4</b>	<b>1</b>	<b>1</b>	—	—	—	—	—	—
<b>22</b>	<b>Utilities</b> .....	<b>(A)</b>	<b>(D)</b>	<b>(D)</b>	<b>1</b>	—	—	<b>1</b>	—	—	—	—	—	—
<b>23</b>	<b>Construction</b> .....	<b>749</b>	<b>5 041</b>	<b>23 328</b>	<b>97</b>	<b>60</b>	<b>17</b>	<b>13</b>	<b>4</b>	<b>2</b>	<b>1</b>	—	—	—
233	Building, developing & general contracting .....	202	1 129	4 654	31	16	7	6	2	—	—	—	—	—
2332	Residential building construction .....	137	734	2 985	26	15	7	3	1	—	—	—	—	—
23321	Single-family housing construction .....	137	734	2 985	26	15	7	3	1	—	—	—	—	—
233210	Single-family housing construction .....	137	734	2 985	26	15	7	3	1	—	—	—	—	—
234	Heavy construction .....	210	2 168	10 556	7	2	—	3	—	1	1	—	—	—
2349	Other heavy construction .....	(C)	(D)	(D)	6	2	—	3	—	—	1	—	—	—
23493	Industrial nonbuilding structure construction .....	(C)	(D)	(D)	1	—	—	—	—	—	1	—	—	—
235	Special trade contractors .....	337	1 744	8 118	59	42	10	4	2	1	—	—	—	—
2359	Other special trade contractors .....	103	517	2 320	10	7	1	1	—	1	—	—	—	—
<b>31-33</b>	<b>Manufacturing</b> .....	<b>2 751</b>	<b>37 007</b>	<b>157 560</b>	<b>30</b>	<b>8</b>	<b>7</b>	<b>2</b>	<b>4</b>	<b>4</b>	<b>3</b>	<b>1</b>	—	<b>1</b>
324	Petroleum & coal products mfg .....	(E)	(D)	(D)	2	—	—	—	—	—	1	1	—	—
3241	Petroleum & coal products mfg .....	(E)	(D)	(D)	2	—	—	—	—	—	1	1	—	—
32411	Petroleum refineries .....	(E)	(D)	(D)	1	—	—	—	—	—	—	1	—	—
32412	Asphalt paving, roofing & saturated mat mfg .....	(C)	(D)	(D)	1	—	—	—	—	—	1	—	—	—
325	Chemical mfg .....	(G)	(D)	(D)	5	—	1	—	2	—	—	—	—	1
3252	Resin, syn rubber, artf & syn fibers, fil mfg .....	(G)	(D)	(D)	1	—	—	—	—	—	—	—	—	1
32521	Resin & synthetic rubber mfg .....	(G)	(D)	(D)	1	—	—	—	—	—	—	—	—	1
3254	Pharmaceutical & medicine mfg .....	(C)	(D)	(D)	1	—	—	—	—	—	1	—	—	—
32541	Pharmaceutical & medicine mfg .....	(C)	(D)	(D)	1	—	—	—	—	—	1	—	—	—
326	Plastics & rubber products mfg .....	214	1 448	6 541	5	1	1	1	—	1	—	—	—	—
3261	Plastics product mfg .....	214	1 448	6 541	5	1	1	1	—	1	—	—	—	—
32619	Other plastics product mfg .....	(C)	(D)	(D)	4	1	1	1	—	—	1	—	—	—

See footnotes at end of table.

**Table 6. Counties—Employees, Payroll, and Establishments by Industry: 2000—Con.**

[Excludes most government employees, railroad employees, and self-employed persons. Size class 1 to 4 includes establishments with payroll, but no employees, during mid-March pay period. (D) denotes figures withheld to avoid disclosing data for individual companies; the data are included in broader industry totals. Detailed industries with 100 or more employees are shown if industry was not a (D). For explanation of terms, abbreviations, and data reliability/comparability, see introductory text]

NAICS code	Industry	Number of employees for week including March 12	Payroll (\$1,000)		Total number of establishments	Number of establishments by employment-size class								
			First quarter	Annual		1 to 4	5 to 9	10 to 19	20 to 49	50 to 99	100 to 249	250 to 499	500 to 999	1,000 or more
<b>POSEY—Con.</b>														
<b>42</b>	<b>Wholesale trade</b> .....	<b>360</b>	<b>3 279</b>	<b>14 096</b>	<b>28</b>	<b>11</b>	<b>5</b>	<b>6</b>	<b>6</b>	—	—	—	—	—
421	Wholesale trade, durable goods .....	186	1 734	6 880	14	6	—	5	3	—	—	—	—	—
422	Wholesale trade, nondurable goods .....	174	1 545	7 216	14	5	5	1	3	—	—	—	—	—
4225	Farm product raw material whse .....	(C)	(D)	(D)	5	—	1	1	3	—	—	—	—	—
42251	Grain & field bean whse .....	(C)	(D)	(D)	5	—	1	1	3	—	—	—	—	—
<b>44-45</b>	<b>Retail trade</b> .....	<b>982</b>	<b>4 250</b>	<b>18 107</b>	<b>87</b>	<b>32</b>	<b>22</b>	<b>20</b>	<b>10</b>	<b>3</b>	—	—	—	—
441	Motor vehicle & parts dealers .....	165	1 078	4 263	16	7	3	3	3	—	—	—	—	—
4411	Automobile dealers .....	124	873	3 444	7	2	—	2	3	—	—	—	—	—
44111	New car dealers .....	124	873	3 444	7	2	—	2	3	—	—	—	—	—
441110	New car dealers .....	124	873	3 444	7	2	—	2	3	—	—	—	—	—
444	Bldg material & garden equip & supp dealers .....	170	931	4 011	12	1	5	3	3	—	—	—	—	—
4442	Lawn & garden equip & supplies stores .....	(C)	(D)	(D)	6	1	1	1	3	—	—	—	—	—
445	Food & beverage stores .....	(C)	(D)	(D)	7	1	1	2	2	1	—	—	—	—
4451	Grocery stores .....	(C)	(D)	(D)	6	1	1	1	2	1	—	—	—	—
44511	Grocery (except convenience) stores .....	148	413	1 742	5	—	1	1	2	1	—	—	—	—
445110	Grocery (except convenience) stores .....	148	413	1 742	5	—	1	1	2	1	—	—	—	—
447	Gasoline stations .....	132	395	1 639	14	1	7	6	—	—	—	—	—	—
4471	Gasoline stations .....	132	395	1 639	14	1	7	6	—	—	—	—	—	—
44711	Gasoline stations with convenience stores .....	(C)	(D)	(D)	12	—	6	6	—	—	—	—	—	—
454	Nonstore retailers .....	119	736	3 386	4	2	—	—	1	1	—	—	—	—
4541	Electronic shopping & mail-order houses .....	(C)	(D)	(D)	2	—	—	—	1	1	—	—	—	—
45411	Electronic shopping & mail-order houses .....	(C)	(D)	(D)	2	—	—	—	1	1	—	—	—	—
<b>48-49</b>	<b>Transportation &amp; warehousing</b> .....	<b>599</b>	<b>4 656</b>	<b>19 193</b>	<b>33</b>	<b>18</b>	<b>4</b>	<b>4</b>	<b>6</b>	—	—	<b>1</b>	—	—
484	Truck transportation .....	171	1 267	5 357	22	12	4	3	3	—	—	—	—	—
4841	General freight trucking .....	127	976	4 159	15	8	3	1	3	—	—	—	—	—
48412	General freight trucking, long-distance .....	(C)	(D)	(D)	13	8	1	1	3	—	—	—	—	—
484121	General freight trucking, long-distance, TL .....	113	915	3 958	12	7	1	1	3	—	—	—	—	—
493	Warehousing & storage .....	(E)	(D)	(D)	5	2	—	—	2	—	—	1	—	—
4931	Warehousing & storage .....	(E)	(D)	(D)	5	2	—	—	2	—	—	1	—	—
49311	General warehousing & storage .....	(E)	(D)	(D)	5	2	—	—	2	—	—	1	—	—
<b>51</b>	<b>Information</b> .....	<b>56</b>	<b>474</b>	<b>1 981</b>	<b>9</b>	<b>3</b>	<b>4</b>	<b>2</b>	—	—	—	—	—	—
<b>52</b>	<b>Finance &amp; insurance</b> .....	<b>106</b>	<b>810</b>	<b>3 156</b>	<b>21</b>	<b>13</b>	<b>5</b>	<b>3</b>	—	—	—	—	—	—
<b>53</b>	<b>Real estate &amp; rental &amp; leasing</b> .....	<b>24</b>	<b>63</b>	<b>245</b>	<b>9</b>	<b>7</b>	<b>2</b>	—	—	—	—	—	—	—
<b>54</b>	<b>Professional, scientific &amp; technical services</b> .....	<b>250</b>	<b>2 457</b>	<b>10 616</b>	<b>33</b>	<b>21</b>	<b>5</b>	<b>4</b>	<b>2</b>	<b>1</b>	—	—	—	—
541	Professional, scientific & technical services .....	250	2 457	10 616	33	21	5	4	2	1	—	—	—	—
5413	Architectural, engineering & related services .....	172	2 135	8 945	12	5	2	2	2	1	—	—	—	—
54133	Engineering services .....	(C)	(D)	(D)	9	3	2	2	1	1	—	—	—	—
<b>55</b>	<b>Management of companies &amp; enterprises</b> .....	<b>(B)</b>	<b>(D)</b>	<b>(D)</b>	<b>1</b>	—	—	—	<b>1</b>	—	—	—	—	—
<b>56</b>	<b>Admin, support, waste mgt, remediation services</b> .....	<b>278</b>	<b>1 162</b>	<b>4 812</b>	<b>17</b>	<b>9</b>	<b>2</b>	<b>4</b>	<b>1</b>	—	<b>1</b>	—	—	—
561	Administrative & support services .....	210	719	3 403	9	5	1	2	—	—	1	—	—	—
5613	Employment services .....	(C)	(D)	(D)	3	1	—	—	—	—	1	—	—	—
56132	Temporary help services .....	(C)	(D)	(D)	3	1	1	—	—	—	1	—	—	—
<b>61</b>	<b>Educational services</b> .....	<b>(B)</b>	<b>(D)</b>	<b>(D)</b>	<b>4</b>	<b>2</b>	—	—	<b>1</b>	<b>1</b>	—	—	—	—
<b>62</b>	<b>Health care and social assistance</b> .....	<b>584</b>	<b>1 804</b>	<b>7 434</b>	<b>41</b>	<b>18</b>	<b>11</b>	<b>6</b>	<b>3</b>	<b>2</b>	<b>1</b>	—	—	—
621	Ambulatory health care services .....	131	517	2 230	24	13	9	1	1	—	—	—	—	—
623	Nursing & residential care facilities .....	202	889	3 476	5	1	1	—	1	2	—	—	—	—
6231	Nursing care facilities .....	(C)	(D)	(D)	2	—	—	—	—	2	—	—	—	—
62311	Nursing care facilities .....	(C)	(D)	(D)	2	—	—	—	—	2	—	—	—	—
624	Social assistance .....	251	398	1 728	12	4	1	5	1	—	1	—	—	—
6243	Vocational rehabilitation services .....	(C)	(D)	(D)	2	1	—	—	—	—	1	—	—	—
62431	Vocational rehabilitation services .....	(C)	(D)	(D)	2	1	—	—	—	—	1	—	—	—
<b>71</b>	<b>Arts, entertainment &amp; recreation</b> .....	<b>(B)</b>	<b>(D)</b>	<b>(D)</b>	<b>8</b>	<b>5</b>	<b>2</b>	—	<b>1</b>	—	—	—	—	—
<b>72</b>	<b>Accommodation &amp; food services</b> .....	<b>431</b>	<b>859</b>	<b>3 798</b>	<b>33</b>	<b>12</b>	<b>6</b>	<b>6</b>	<b>7</b>	<b>2</b>	—	—	—	—
722	Food services & drinking places .....	380	736	3 215	30	12	5	5	6	2	—	—	—	—
7221	Full-service restaurants .....	213	359	1 693	14	4	4	3	1	2	—	—	—	—
72211	Full-service restaurants .....	213	359	1 693	14	4	4	3	1	2	—	—	—	—
722110	Full-service restaurants .....	213	359	1 693	14	4	4	3	1	2	—	—	—	—
7222	Limited-service eating places .....	121	291	1 165	9	4	—	1	4	—	—	—	—	—
72221	Limited-service eating places .....	121	291	1 165	9	4	—	1	4	—	—	—	—	—
<b>81</b>	<b>Other services (except public administration)</b> .....	<b>183</b>	<b>555</b>	<b>2 243</b>	<b>66</b>	<b>53</b>	<b>13</b>	—	—	—	—	—	—	—
813	Religious, grantmaking, civic, prof & like organizations .....	109	258	1 004	35	27	8	—	—	—	—	—	—	—
<b>95</b>	<b>Auxiliaries (exc corporate, subsidiary &amp; regional mgt)</b> .....	<b>(A)</b>	<b>(D)</b>	<b>(D)</b>	<b>1</b>	<b>1</b>	—	—	—	—	—	—	—	—
<b>99</b>	<b>Unclassified establishments</b> .....	<b>1</b>	<b>5</b>	<b>48</b>	<b>3</b>	<b>3</b>	—	—	—	—	—	—	—	—

See footnotes at end of table.

**Table 6. Counties—Employees, Payroll, and Establishments by Industry: 2000—Con.**

[Excludes most government employees, railroad employees, and self-employed persons. Size class 1 to 4 includes establishments with payroll, but no employees, during mid-March pay period. (D) denotes figures withheld to avoid disclosing data for individual companies; the data are included in broader industry totals. Detailed industries with 100 or more employees are shown if industry was not a (D). For explanation of terms, abbreviations, and data reliability/comparability, see introductory text]

NAICS code	Industry	Number of employees for week including March 12	Payroll (\$1,000)		Total number of establishments	Number of establishments by employment-size class								
			First quarter	Annual		1 to 4	5 to 9	10 to 19	20 to 49	50 to 99	100 to 249	250 to 499	500 to 999	1,000 or more
<b>PULASKI</b>														
	<b>Total</b> .....	<b>3 366</b>	<b>21 852</b>	<b>88 994</b>	<b>357</b>	<b>216</b>	<b>69</b>	<b>41</b>	<b>21</b>	<b>7</b>	<b>2</b>	<b>1</b>	-	-
11	<b>Forestry, fishing, hunting, and agriculture support</b> .....	(A)	(D)	(D)	1	1	-	-	-	-	-	-	-	-
21	<b>Mining</b> .....	(B)	(D)	(D)	2	-	-	2	-	-	-	-	-	-
23	<b>Construction</b> .....	111	492	2 517	35	28	4	3	-	-	-	-	-	-
31-33	<b>Manufacturing</b> .....	1 056	10 594	38 538	20	6	2	3	4	3	1	1	-	-
331	Primary metal mfg .....	(C)	(D)	(D)	3	-	-	-	1	2	-	-	-	-
3312	Steel product mfg from purchased steel .....	(C)	(D)	(D)	3	-	-	-	1	2	-	-	-	-
33121	Iron, steel pipe & tube mfg from purchased steel .....	(C)	(D)	(D)	3	-	-	-	1	2	-	-	-	-
332	Fabricated metal product mfg .....	(C)	(D)	(D)	2	-	1	-	-	-	1	-	-	-
3323	Architectural & structural metals mfg .....	(C)	(D)	(D)	1	-	-	-	-	-	1	-	-	-
33231	Plate work & fabricated structural prod mfg ..	(C)	(D)	(D)	1	-	-	-	-	-	1	-	-	-
333	Machinery mfg .....	548	6 632	22 120	4	1	-	-	1	1	-	1	-	-
3339	Other general purpose machinery mfg .....	(E)	(D)	(D)	1	-	-	-	-	-	-	1	-	-
33392	Material handling equipment mfg .....	(E)	(D)	(D)	1	-	-	-	-	-	-	1	-	-
42	<b>Wholesale trade</b> .....	330	2 206	10 230	33	13	7	10	2	1	-	-	-	-
422	Wholesale trade, nondurable goods .....	236	1 600	7 031	20	7	5	5	2	1	-	-	-	-
44-45	<b>Retail trade</b> .....	513	2 002	8 780	66	35	15	9	6	1	-	-	-	-
441	Motor vehicle & parts dealers .....	151	770	3 275	20	10	4	4	2	-	-	-	-	-
447	Gasoline stations .....	116	322	1 386	10	3	3	3	-	1	-	-	-	-
4471	Gasoline stations .....	116	322	1 386	10	3	3	3	-	1	-	-	-	-
44711	Gasoline stations with convenience stores ...	(C)	(D)	(D)	8	2	2	3	-	1	-	-	-	-
48-49	<b>Transportation &amp; warehousing</b> .....	99	524	2 403	21	15	4	1	1	-	-	-	-	-
51	<b>Information</b> .....	30	202	855	4	1	2	1	-	-	-	-	-	-
52	<b>Finance &amp; insurance</b> .....	136	850	3 578	22	12	6	2	2	-	-	-	-	-
53	<b>Real estate &amp; rental &amp; leasing</b> .....	27	65	263	12	11	1	-	-	-	-	-	-	-
54	<b>Professional, scientific &amp; technical services</b> .....	68	263	1 065	24	20	3	1	-	-	-	-	-	-
55	<b>Management of companies &amp; enterprises</b> ..	53	636	2 746	3	-	2	-	1	-	-	-	-	-
56	<b>Admin, support, waste mgt, remediation services</b> .....	9	13	82	7	6	1	-	-	-	-	-	-	-
61	<b>Educational services</b> .....	(A)	(D)	(D)	1	1	-	-	-	-	-	-	-	-
62	<b>Health care and social assistance</b> .....	530	2 589	11 519	24	10	8	2	1	2	1	-	-	-
622	Hospitals .....	(C)	(D)	(D)	1	-	-	-	-	-	1	-	-	-
6221	General medical & surgical hospitals .....	(C)	(D)	(D)	1	-	-	-	-	-	1	-	-	-
62211	General medical & surgical hospitals .....	(C)	(D)	(D)	1	-	-	-	-	-	1	-	-	-
623	Nursing & residential care facilities .....	175	546	2 885	3	1	-	-	-	2	-	-	-	-
71	<b>Arts, entertainment &amp; recreation</b> .....	10	34	276	5	4	1	-	-	-	-	-	-	-
72	<b>Accommodation &amp; food services</b> .....	183	339	1 604	28	16	4	4	4	-	-	-	-	-
722	Food services & drinking places .....	(C)	(D)	(D)	27	15	4	4	4	-	-	-	-	-
7222	Limited-service eating places .....	126	234	1 139	11	3	2	3	3	-	-	-	-	-
72221	Limited-service eating places .....	126	234	1 139	11	3	2	3	3	-	-	-	-	-
722211	Limited-service restaurants .....	126	234	1 139	11	3	2	3	3	-	-	-	-	-
81	<b>Other services (except public administration)</b> .....	172	660	2 591	44	32	9	3	-	-	-	-	-	-
95	<b>Auxiliaries (exc corporate, subsidiary &amp; regional mgt)</b> .....	(A)	(D)	(D)	1	1	-	-	-	-	-	-	-	-
99	<b>Unclassified establishments</b> .....	1	3	26	4	4	-	-	-	-	-	-	-	-
<b>PUTNAM</b>														
	<b>Total</b> .....	<b>10 985</b>	<b>58 298</b>	<b>248 166</b>	<b>683</b>	<b>391</b>	<b>143</b>	<b>82</b>	<b>37</b>	<b>15</b>	<b>7</b>	<b>5</b>	<b>2</b>	<b>1</b>
11	<b>Forestry, fishing, hunting, and agriculture support</b> .....	65	215	955	8	4	1	3	-	-	-	-	-	-
21	<b>Mining</b> .....	57	488	2 062	7	3	2	2	-	-	-	-	-	-
22	<b>Utilities</b> .....	44	462	1 812	7	3	3	1	-	-	-	-	-	-
23	<b>Construction</b> .....	350	2 170	8 985	96	75	12	8	1	-	-	-	-	-
233	Building, developing & general contracting .....	117	669	2 610	33	27	3	2	1	-	-	-	-	-
235	Special trade contractors .....	210	1 411	6 005	57	43	8	6	-	-	-	-	-	-

See footnotes at end of table.

**Table 6. Counties—Employees, Payroll, and Establishments by Industry: 2000—Con.**

[Excludes most government employees, railroad employees, and self-employed persons. Size class 1 to 4 includes establishments with payroll, but no employees, during mid-March pay period. (D) denotes figures withheld to avoid disclosing data for individual companies; the data are included in broader industry totals. Detailed industries with 100 or more employees are shown if industry was not a (D). For explanation of terms, abbreviations, and data reliability/comparability, see introductory text]

NAICS code	Industry	Number of employees for week including March 12	Payroll (\$1,000)		Total number of establishments	Number of establishments by employment-size class								
			First quarter	Annual		1 to 4	5 to 9	10 to 19	20 to 49	50 to 99	100 to 249	250 to 499	500 to 999	1,000 or more
<b>PUTNAM—Con.</b>														
<b>31-33</b>	<b>Manufacturing</b> .....	<b>2 831</b>	<b>20 473</b>	<b>87 338</b>	<b>20</b>	<b>3</b>	<b>5</b>	—	<b>4</b>	<b>1</b>	<b>3</b>	<b>3</b>	<b>1</b>	—
326	Plastics & rubber products mfg .....	1 407	9 974	41 323	3	—	—	—	—	1	—	1	1	—
3261	Plastics product mfg .....	1 407	9 974	41 323	3	—	—	—	—	1	—	1	1	—
32619	Other plastics product mfg .....	(G)	(D)	(D)	2	—	—	—	—	—	—	1	1	—
327	Nonmetallic mineral product mfg .....	(C)	(D)	(D)	4	1	1	—	1	—	1	—	—	—
3273	Cement & concrete product mfg .....	(C)	(D)	(D)	4	1	1	—	1	—	1	—	—	—
32731	Cement mfg .....	(C)	(D)	(D)	1	—	—	—	—	—	1	—	—	—
333	Machinery mfg .....	(E)	(D)	(D)	2	—	—	—	1	—	—	1	—	—
3339	Other general purpose machinery mfg .....	(E)	(D)	(D)	1	—	—	—	—	—	—	1	—	—
33392	Material handling equipment mfg .....	(E)	(D)	(D)	1	—	—	—	—	—	—	1	—	—
334	Computer & electronic product mfg .....	(C)	(D)	(D)	1	—	—	—	—	—	1	—	—	—
3344	Semiconductor & oth electronic component mfg .....	(C)	(D)	(D)	1	—	—	—	—	—	1	—	—	—
33441	Semiconductor & oth electronic component mfg .....	(C)	(D)	(D)	1	—	—	—	—	—	1	—	—	—
336	Transportation equipment mfg .....	(F)	(D)	(D)	2	—	—	—	—	—	1	1	—	—
3363	Motor vehicle parts mfg .....	(F)	(D)	(D)	2	—	—	—	—	—	1	1	—	—
33637	Motor vehicle metal stamping .....	(F)	(D)	(D)	2	—	—	—	—	—	1	1	—	—
<b>42</b>	<b>Wholesale trade</b> .....	<b>100</b>	<b>857</b>	<b>3 782</b>	<b>26</b>	<b>18</b>	<b>6</b>	<b>2</b>	—	—	—	—	—	—
<b>44-45</b>	<b>Retail trade</b> .....	<b>1 219</b>	<b>4 922</b>	<b>19 463</b>	<b>116</b>	<b>52</b>	<b>35</b>	<b>20</b>	<b>5</b>	<b>2</b>	<b>2</b>	—	—	—
441	Motor vehicle & parts dealers .....	148	910	3 674	16	6	6	1	3	—	—	—	—	—
4411	Automobile dealers .....	(C)	(D)	(D)	7	3	—	1	3	—	—	—	—	—
445	Food & beverage stores .....	280	913	3 558	15	5	5	3	—	1	1	—	—	—
4451	Grocery stores .....	256	864	3 351	9	3	1	3	—	1	1	—	—	—
44511	Grocery (except convenience) stores .....	251	848	3 264	6	—	1	3	—	1	1	—	—	—
445110	Grocery (except convenience) stores .....	251	848	3 264	6	—	1	3	—	1	1	—	—	—
447	Gasoline stations .....	203	607	2 459	19	4	10	4	—	1	—	—	—	—
4471	Gasoline stations .....	203	607	2 459	19	4	10	4	—	1	—	—	—	—
44719	Other gasoline stations .....	104	323	1 286	6	1	4	—	—	1	—	—	—	—
447190	Other gasoline stations .....	104	323	1 286	6	1	4	—	—	1	—	—	—	—
452	General merchandise stores .....	(C)	(D)	(D)	3	1	1	—	—	—	1	—	—	—
4521	Department stores .....	(C)	(D)	(D)	1	—	—	—	—	—	1	—	—	—
45211	Department stores .....	(C)	(D)	(D)	1	—	—	—	—	—	1	—	—	—
<b>48-49</b>	<b>Transportation &amp; warehousing</b> .....	<b>219</b>	<b>2 284</b>	<b>10 765</b>	<b>17</b>	<b>12</b>	<b>1</b>	<b>2</b>	<b>1</b>	—	<b>1</b>	—	—	—
484	Truck transportation .....	213	2 271	10 695	14	9	1	2	1	—	1	—	—	—
4841	General freight trucking .....	(C)	(D)	(D)	10	6	1	1	1	—	1	—	—	—
48412	General freight trucking, long-distance .....	190	2 151	10 109	8	4	1	1	1	—	1	—	—	—
484121	General freight trucking, long-distance, TL .....	190	2 151	10 109	8	4	1	1	1	—	1	—	—	—
<b>51</b>	<b>Information</b> .....	<b>146</b>	<b>1 403</b>	<b>5 570</b>	<b>11</b>	<b>5</b>	<b>1</b>	<b>2</b>	<b>3</b>	—	—	—	—	—
513	Broadcasting & telecommunications .....	(C)	(D)	(D)	9	4	1	2	2	—	—	—	—	—
5133	Telecommunications .....	(C)	(D)	(D)	9	4	1	2	2	—	—	—	—	—
51331	Wired telecommunications carriers .....	(C)	(D)	(D)	8	3	1	2	2	—	—	—	—	—
<b>52</b>	<b>Finance &amp; insurance</b> .....	<b>247</b>	<b>1 827</b>	<b>7 131</b>	<b>34</b>	<b>18</b>	<b>10</b>	<b>4</b>	<b>1</b>	<b>1</b>	—	—	—	—
522	Credit intermediation & related activities .....	186	1 235	5 118	17	5	7	4	—	1	—	—	—	—
5221	Depository credit intermediation .....	(C)	(D)	(D)	13	2	6	4	—	1	—	—	—	—
52211	Commercial banking .....	160	1 058	4 341	11	2	4	4	—	1	—	—	—	—
522110	Commercial banking .....	160	1 058	4 341	11	2	4	4	—	1	—	—	—	—
<b>53</b>	<b>Real estate &amp; rental &amp; leasing</b> .....	<b>69</b>	<b>337</b>	<b>1 158</b>	<b>25</b>	<b>20</b>	<b>5</b>	—	—	—	—	—	—	—
<b>54</b>	<b>Professional, scientific &amp; technical services</b> .....	<b>145</b>	<b>941</b>	<b>3 517</b>	<b>38</b>	<b>29</b>	<b>7</b>	<b>2</b>	—	—	—	—	—	—
541	Professional, scientific & technical services .....	145	941	3 517	38	29	7	2	—	—	—	—	—	—
<b>55</b>	<b>Management of companies &amp; enterprises</b> .....	<b>(E)</b>	<b>(D)</b>	<b>(D)</b>	<b>2</b>	<b>1</b>	—	—	—	—	—	<b>1</b>	—	—
551	Management of companies & enterprises .....	(E)	(D)	(D)	2	1	—	—	—	—	—	1	—	—
5511	Management of companies & enterprises .....	(E)	(D)	(D)	2	1	—	—	—	—	—	1	—	—
55111	Management of companies & enterprises .....	(E)	(D)	(D)	2	1	—	—	—	—	—	1	—	—
<b>56</b>	<b>Admin, support, waste mgt, remediation services</b> .....	<b>242</b>	<b>1 068</b>	<b>4 841</b>	<b>31</b>	<b>23</b>	<b>3</b>	<b>2</b>	<b>1</b>	<b>2</b>	—	—	—	—
561	Administrative & support services .....	196	774	3 558	27	22	2	1	—	2	—	—	—	—
5613	Employment services .....	(C)	(D)	(D)	2	—	—	—	—	2	—	—	—	—
56132	Temporary help services .....	(C)	(D)	(D)	2	—	—	—	—	2	—	—	—	—
<b>61</b>	<b>Educational services</b> .....	<b>(G)</b>	<b>(D)</b>	<b>(D)</b>	<b>3</b>	<b>2</b>	—	—	—	—	—	—	—	<b>1</b>
611	Educational services .....	(G)	(D)	(D)	3	2	—	—	—	—	—	—	—	1
6113	Colleges, universities & professional schools .....	(G)	(D)	(D)	1	—	—	—	—	—	—	—	—	1
61131	Colleges, universities & professional schools .....	(G)	(D)	(D)	1	—	—	—	—	—	—	—	—	1

See footnotes at end of table.

**Table 6. Counties—Employees, Payroll, and Establishments by Industry: 2000—Con.**

[Excludes most government employees, railroad employees, and self-employed persons. Size class 1 to 4 includes establishments with payroll, but no employees, during mid-March pay period. (D) denotes figures withheld to avoid disclosing data for individual companies; the data are included in broader industry totals. Detailed industries with 100 or more employees are shown if industry was not a (D). For explanation of terms, abbreviations, and data reliability/comparability, see introductory text]

NAICS code	Industry	Number of employees for week including March 12	Payroll (\$1,000)		Total number of establishments	Number of establishments by employment-size class								
			First quarter	Annual		1 to 4	5 to 9	10 to 19	20 to 49	50 to 99	100 to 249	250 to 499	500 to 999	1,000 or more
<b>PUTNAM—Con.</b>														
<b>62</b>	<b>Health care and social assistance</b> .....	<b>1 148</b>	<b>5 411</b>	<b>23 359</b>	<b>63</b>	<b>30</b>	<b>15</b>	<b>6</b>	<b>6</b>	<b>4</b>	<b>1</b>	<b>1</b>	—	—
621	Ambulatory health care services .....	(C)	(D)	(D)	36	19	11	3	3	—	—	—	—	—
622	Hospitals .....	(E)	(D)	(D)	1	—	—	—	—	—	—	1	—	—
6221	General medical & surgical hospitals .....	(E)	(D)	(D)	1	—	—	—	—	—	—	1	—	—
62211	General medical & surgical hospitals .....	(E)	(D)	(D)	1	—	—	—	—	—	—	1	—	—
623	Nursing & residential care facilities .....	343	1 419	5 801	9	—	2	2	2	3	—	—	—	—
6231	Nursing care facilities .....	(C)	(D)	(D)	3	—	—	—	1	2	—	—	—	—
62311	Nursing care facilities .....	(C)	(D)	(D)	3	—	—	—	1	2	—	—	—	—
624	Social assistance .....	278	1 161	4 840	17	11	2	1	1	1	—	—	—	—
6244	Child day care services .....	(C)	(D)	(D)	8	6	1	—	—	—	1	—	—	—
62441	Child day care services .....	(C)	(D)	(D)	8	6	1	—	—	—	1	—	—	—
<b>71</b>	<b>Arts, entertainment &amp; recreation</b> .....	<b>29</b>	<b>67</b>	<b>389</b>	<b>9</b>	<b>7</b>	<b>1</b>	<b>1</b>	—	—	—	—	—	—
<b>72</b>	<b>Accommodation &amp; food services</b> .....	<b>1 073</b>	<b>1 978</b>	<b>8 288</b>	<b>76</b>	<b>24</b>	<b>17</b>	<b>16</b>	<b>14</b>	<b>5</b>	—	—	—	—
721	Accommodation .....	267	510	2 093	22	4	10	7	—	1	—	—	—	—
7211	Traveler accommodation .....	138	264	1 190	4	—	—	3	—	1	—	—	—	—
72111	Hotels (exc casino hotels) & motels .....	138	264	1 190	4	—	—	3	—	1	—	—	—	—
721110	Hotels (exc casino hotels) & motels .....	138	264	1 190	4	—	—	3	—	1	—	—	—	—
7213	Rooming & boarding houses .....	129	246	903	18	4	10	4	—	—	—	—	—	—
72131	Rooming & boarding houses .....	129	246	903	18	4	10	4	—	—	—	—	—	—
721310	Rooming & boarding houses .....	129	246	903	18	4	10	4	—	—	—	—	—	—
722	Food services & drinking places .....	806	1 468	6 195	54	20	7	9	14	4	—	—	—	—
7221	Full-service restaurants .....	291	527	2 108	16	5	1	2	7	1	—	—	—	—
72211	Full-service restaurants .....	291	527	2 108	16	5	1	2	7	1	—	—	—	—
722110	Full-service restaurants .....	291	527	2 108	16	5	1	2	7	1	—	—	—	—
7222	Limited-service eating places .....	485	879	3 885	28	7	4	7	7	3	—	—	—	—
72221	Limited-service eating places .....	485	879	3 885	28	7	4	7	7	3	—	—	—	—
<b>81</b>	<b>Other services (except public administration)</b> .....	<b>374</b>	<b>1 245</b>	<b>5 370</b>	<b>87</b>	<b>57</b>	<b>19</b>	<b>10</b>	<b>1</b>	—	—	—	—	—
813	Religious, grantmaking, civic, prof & like organizations .....	213	595	2 615	49	34	6	8	1	—	—	—	—	—
8131	Religious organizations .....	123	306	1 313	28	19	4	4	1	—	—	—	—	—
81311	Religious organizations .....	123	306	1 313	28	19	4	4	1	—	—	—	—	—
813110	Religious organizations .....	123	306	1 313	28	19	4	4	1	—	—	—	—	—
<b>95</b>	<b>Auxiliaries (exc corporate, subsidiary &amp; regional mgt)</b> .....	<b>(F)</b>	<b>(D)</b>	<b>(D)</b>	<b>2</b>	—	—	<b>1</b>	—	—	—	—	<b>1</b>	—
<b>99</b>	<b>Unclassified establishments</b> .....	<b>1</b>	<b>10</b>	<b>72</b>	<b>5</b>	<b>5</b>	—	—	—	—	—	—	—	—
<b>RANDOLPH</b>														
	<b>Total</b> .....	<b>6 585</b>	<b>39 380</b>	<b>168 222</b>	<b>577</b>	<b>345</b>	<b>98</b>	<b>66</b>	<b>46</b>	<b>11</b>	<b>8</b>	<b>3</b>	—	—
<b>21</b>	<b>Mining</b> .....	<b>(A)</b>	<b>(D)</b>	<b>(D)</b>	<b>1</b>	—	<b>1</b>	—	—	—	—	—	—	—
<b>22</b>	<b>Utilities</b> .....	<b>69</b>	<b>638</b>	<b>2 804</b>	<b>6</b>	<b>2</b>	<b>1</b>	<b>2</b>	<b>1</b>	—	—	—	—	—
<b>23</b>	<b>Construction</b> .....	<b>250</b>	<b>1 341</b>	<b>6 036</b>	<b>62</b>	<b>46</b>	<b>6</b>	<b>8</b>	<b>2</b>	—	—	—	—	—
235	Special trade contractors .....	146	714	2 964	41	30	5	6	—	—	—	—	—	—
<b>31-33</b>	<b>Manufacturing</b> .....	<b>3 109</b>	<b>23 745</b>	<b>101 041</b>	<b>62</b>	<b>14</b>	<b>9</b>	<b>12</b>	<b>12</b>	<b>6</b>	<b>6</b>	<b>3</b>	—	—
321	Wood product mfg .....	394	2 903	11 526	3	—	—	—	1	—	2	—	—	—
3211	Sawmills & wood preservation .....	(C)	(D)	(D)	1	—	—	—	—	—	1	—	—	—
32111	Sawmills & wood preservation .....	(C)	(D)	(D)	1	—	—	—	—	—	1	—	—	—
3219	Other wood product mfg .....	(C)	(D)	(D)	2	—	—	—	1	—	1	—	—	—
32199	All other wood product mfg .....	(C)	(D)	(D)	1	—	—	—	—	—	1	—	—	—
327	Nonmetallic mineral product mfg .....	(E)	(D)	(D)	3	1	1	—	—	—	—	1	—	—
3272	Glass & glass product mfg .....	(E)	(D)	(D)	3	1	1	—	—	—	—	1	—	—
32721	Glass & glass product mfg .....	(E)	(D)	(D)	3	1	1	—	—	—	—	1	—	—
331	Primary metal mfg .....	204	1 592	7 036	3	—	—	—	1	—	1	—	—	—
3315	Foundries .....	204	1 592	7 036	3	—	—	—	1	—	1	—	—	—
33152	Nonferrous metal foundries .....	(C)	(D)	(D)	2	—	—	—	1	—	—	—	—	—
332	Fabricated metal product mfg .....	261	1 418	6 252	10	3	3	1	2	—	1	—	—	—
3323	Architectural & structural metals mfg .....	192	955	4 214	3	—	—	—	1	—	1	—	—	—
33232	Ornamental & architectural metal prod mfg .....	(C)	(D)	(D)	2	—	—	—	1	—	—	1	—	—
333	Machinery mfg .....	234	2 299	8 603	10	2	1	3	2	2	—	—	—	—
3335	Metalworking machinery mfg .....	135	1 432	5 093	5	1	—	—	1	2	1	—	—	—
33351	Metalworking machinery mfg .....	135	1 432	5 093	5	1	—	—	1	2	1	—	—	—
336	Transportation equipment mfg .....	962	6 911	31 015	6	—	—	—	2	—	1	1	2	—
3361	Motor vehicle mfg .....	(E)	(D)	(D)	1	—	—	—	—	—	—	—	1	—
33611	Automobile & light duty motor vehicle mfg .....	(E)	(D)	(D)	1	—	—	—	—	—	—	—	1	—
3362	Motor vehicle body & trailer mfg .....	(E)	(D)	(D)	1	—	—	—	—	—	—	—	1	—
33621	Motor vehicle body & trailer mfg .....	(E)	(D)	(D)	1	—	—	—	—	—	—	—	1	—
3363	Motor vehicle parts mfg .....	(C)	(D)	(D)	4	—	—	—	2	—	1	—	—	—
33637	Motor vehicle metal stamping .....	(C)	(D)	(D)	1	—	—	—	—	—	—	1	—	—
339	Miscellaneous mfg .....	370	2 863	12 965	7	—	2	1	2	1	1	—	—	—
3399	Other miscellaneous mfg .....	370	2 863	12 965	7	—	2	1	2	1	1	—	—	—
33999	All other misc mfg .....	370	2 863	12 965	7	—	2	1	2	1	1	—	—	—
<b>42</b>	<b>Wholesale trade</b> .....	<b>169</b>	<b>942</b>	<b>3 869</b>	<b>22</b>	<b>11</b>	<b>3</b>	<b>7</b>	<b>1</b>	—	—	—	—	—
421	Wholesale trade, durable goods .....	127	728	3 009	10	2	2	5	1	—	—	—	—	—

See footnotes at end of table.

**Table 6. Counties—Employees, Payroll, and Establishments by Industry: 2000—Con.**

[Excludes most government employees, railroad employees, and self-employed persons. Size class 1 to 4 includes establishments with payroll, but no employees, during mid-March pay period. (D) denotes figures withheld to avoid disclosing data for individual companies; the data are included in broader industry totals. Detailed industries with 100 or more employees are shown if industry was not a (D). For explanation of terms, abbreviations, and data reliability/comparability, see introductory text]

NAICS code	Industry	Number of employees for week including March 12	Payroll (\$1,000)		Total number of establishments	Number of establishments by employment-size class								
			First quarter	Annual		1 to 4	5 to 9	10 to 19	20 to 49	50 to 99	100 to 249	250 to 499	500 to 999	1,000 or more
<b>RANDOLPH—Con.</b>														
<b>44-45</b>	<b>Retail trade</b> .....	<b>926</b>	<b>3 497</b>	<b>15 145</b>	<b>104</b>	<b>44</b>	<b>32</b>	<b>17</b>	<b>9</b>	<b>1</b>	<b>1</b>	—	—	—
441	Motor vehicle & parts dealers .....	128	604	2 541	14	4	6	3	1	—	—	—	—	—
444	Bldg material & garden equip & supp dealers .....	143	675	3 489	16	6	5	3	2	—	—	—	—	—
4442	Lawn & garden equip & supplies stores .....	(C)	(D)	(D)	11	3	4	2	2	—	—	—	—	—
44422	Nursery & garden centers .....	108	496	2 750	10	2	4	2	2	—	—	—	—	—
444220	Nursery & garden centers .....	108	496	2 750	10	2	4	2	2	—	—	—	—	—
445	Food & beverage stores .....	214	661	2 480	18	7	6	—	4	1	—	—	—	—
4451	Grocery stores .....	195	611	2 250	12	3	4	—	4	1	—	—	—	—
44511	Grocery (except convenience) stores .....	160	536	2 068	8	2	2	—	3	1	—	—	—	—
445110	Grocery (except convenience) stores .....	160	536	2 068	8	2	2	—	3	1	—	—	—	—
447	Gasoline stations .....	141	419	1 730	13	3	2	7	1	—	—	—	—	—
4471	Gasoline stations .....	141	419	1 730	13	3	2	7	1	—	—	—	—	—
44711	Gasoline stations with convenience stores .....	100	285	1 150	8	1	1	5	1	—	—	—	—	—
447110	Gasoline stations with convenience stores .....	100	285	1 150	8	1	1	5	1	—	—	—	—	—
452	General merchandise stores .....	136	449	1 902	6	—	4	1	—	—	1	—	—	—
4521	Department stores .....	(C)	(D)	(D)	1	—	—	—	—	—	1	—	—	—
45211	Department stores .....	(C)	(D)	(D)	1	—	—	—	—	—	1	—	—	—
<b>48-49</b>	<b>Transportation &amp; warehousing</b> .....	<b>153</b>	<b>1 254</b>	<b>5 086</b>	<b>27</b>	<b>18</b>	<b>4</b>	<b>2</b>	<b>3</b>	—	—	—	—	—
484	Truck transportation .....	(C)	(D)	(D)	24	17	3	1	3	—	—	—	—	—
4841	General freight trucking .....	115	1 015	3 886	15	9	2	1	3	—	—	—	—	—
<b>51</b>	<b>Information</b> .....	<b>62</b>	<b>468</b>	<b>1 817</b>	<b>7</b>	<b>5</b>	—	<b>1</b>	<b>1</b>	—	—	—	—	—
<b>52</b>	<b>Finance &amp; insurance</b> .....	<b>199</b>	<b>1 362</b>	<b>5 453</b>	<b>37</b>	<b>25</b>	<b>8</b>	<b>2</b>	<b>2</b>	—	—	—	—	—
522	Credit intermediation & related activities .....	131	971	3 697	19	11	5	1	2	—	—	—	—	—
5221	Depository credit intermediation .....	(C)	(D)	(D)	17	9	5	1	2	—	—	—	—	—
52211	Commercial banking .....	110	868	3 292	13	6	4	1	2	—	—	—	—	—
522110	Commercial banking .....	110	868	3 292	13	6	4	1	2	—	—	—	—	—
<b>53</b>	<b>Real estate &amp; rental &amp; leasing</b> .....	<b>25</b>	<b>60</b>	<b>276</b>	<b>7</b>	<b>6</b>	—	—	<b>1</b>	—	—	—	—	—
<b>54</b>	<b>Professional, scientific &amp; technical services</b> .....	<b>117</b>	<b>473</b>	<b>1 777</b>	<b>37</b>	<b>31</b>	<b>3</b>	<b>3</b>	—	—	—	—	—	—
541	Professional, scientific & technical services .....	117	473	1 777	37	31	3	3	—	—	—	—	—	—
<b>56</b>	<b>Admin, support, waste mgt, remediation services</b> .....	<b>46</b>	<b>149</b>	<b>1 291</b>	<b>18</b>	<b>15</b>	<b>3</b>	—	—	—	—	—	—	—
<b>61</b>	<b>Educational services</b> .....	<b>(B)</b>	<b>(D)</b>	<b>(D)</b>	<b>2</b>	<b>1</b>	—	—	<b>1</b>	—	—	—	—	—
<b>62</b>	<b>Health care and social assistance</b> .....	<b>611</b>	<b>3 355</b>	<b>13 767</b>	<b>34</b>	<b>19</b>	<b>7</b>	<b>2</b>	<b>2</b>	<b>3</b>	<b>1</b>	—	—	—
621	Ambulatory health care services .....	138	810	3 838	23	14	6	2	1	—	—	—	—	—
622	Hospitals .....	(C)	(D)	(D)	2	1	—	—	—	—	1	—	—	—
6221	General medical & surgical hospitals .....	(C)	(D)	(D)	2	1	—	—	—	—	1	—	—	—
62211	General medical & surgical hospitals .....	(C)	(D)	(D)	2	1	—	—	—	—	1	—	—	—
623	Nursing & residential care facilities .....	(C)	(D)	(D)	5	1	1	—	—	3	—	—	—	—
6231	Nursing care facilities .....	220	851	3 144	3	—	—	—	—	3	—	—	—	—
62311	Nursing care facilities .....	220	851	3 144	3	—	—	—	—	3	—	—	—	—
623110	Nursing care facilities .....	220	851	3 144	3	—	—	—	—	3	—	—	—	—
<b>71</b>	<b>Arts, entertainment &amp; recreation</b> .....	<b>(B)</b>	<b>(D)</b>	<b>(D)</b>	<b>12</b>	<b>8</b>	<b>3</b>	<b>1</b>	—	—	—	—	—	—
<b>72</b>	<b>Accommodation &amp; food services</b> .....	<b>443</b>	<b>827</b>	<b>3 744</b>	<b>44</b>	<b>20</b>	<b>8</b>	<b>8</b>	<b>7</b>	<b>1</b>	—	—	—	—
722	Food services & drinking places .....	440	823	3 712	40	16	8	8	7	1	—	—	—	—
7221	Full-service restaurants .....	226	487	2 119	22	7	7	4	4	—	—	—	—	—
72211	Full-service restaurants .....	226	487	2 119	22	7	7	4	4	—	—	—	—	—
722110	Full-service restaurants .....	226	487	2 119	22	7	7	4	4	—	—	—	—	—
7222	Limited-service eating places .....	196	299	1 371	12	4	—	4	3	1	—	—	—	—
72221	Limited-service eating places .....	196	299	1 371	12	4	—	4	3	1	—	—	—	—
<b>81</b>	<b>Other services (except public administration)</b> .....	<b>330</b>	<b>975</b>	<b>4 639</b>	<b>89</b>	<b>74</b>	<b>10</b>	<b>1</b>	<b>4</b>	—	—	—	—	—
813	Religious, grantmaking, civic, prof & like organizations .....	212	451	1 900	51	42	5	1	3	—	—	—	—	—
8131	Religious organizations .....	105	236	1 012	30	27	1	1	1	—	—	—	—	—
81311	Religious organizations .....	105	236	1 012	30	27	1	1	1	—	—	—	—	—
813110	Religious organizations .....	105	236	1 012	30	27	1	1	1	—	—	—	—	—
<b>95</b>	<b>Auxiliaries (exc corporate, subsidiary &amp; regional mgt)</b> .....	<b>(A)</b>	<b>(D)</b>	<b>(D)</b>	<b>1</b>	<b>1</b>	—	—	—	—	—	—	—	—
<b>99</b>	<b>Unclassified establishments</b> .....	<b>5</b>	<b>13</b>	<b>40</b>	<b>5</b>	<b>5</b>	—	—	—	—	—	—	—	—

See footnotes at end of table.



**Table 6. Counties—Employees, Payroll, and Establishments by Industry: 2000—Con.**

[Excludes most government employees, railroad employees, and self-employed persons. Size class 1 to 4 includes establishments with payroll, but no employees, during mid-March pay period. (D) denotes figures withheld to avoid disclosing data for individual companies; the data are included in broader industry totals. Detailed industries with 100 or more employees are shown if industry was not a (D). For explanation of terms, abbreviations, and data reliability/comparability, see introductory text]

NAICS code	Industry	Number of employees for week including March 12	Payroll (\$1,000)		Total number of establishments	Number of establishments by employment-size class								
			First quarter	Annual		1 to 4	5 to 9	10 to 19	20 to 49	50 to 99	100 to 249	250 to 499	500 to 999	1,000 or more
<b>RIPLEY</b>														
	<b>Total</b> .....	<b>12 201</b>	<b>106 371</b>	<b>404 310</b>	<b>742</b>	<b>397</b>	<b>170</b>	<b>88</b>	<b>55</b>	<b>15</b>	<b>10</b>	<b>4</b>	<b>2</b>	<b>1</b>
<b>11</b>	<b>Forestry, fishing, hunting, and agriculture support</b> .....	(B)	(D)	(D)	5	3	2	—	—	—	—	—	—	—
<b>21</b>	<b>Mining</b> .....	(B)	(D)	(D)	5	3	—	2	—	—	—	—	—	—
<b>22</b>	<b>Utilities</b> .....	99	879	3 637	7	4	2	—	1	—	—	—	—	—
<b>23</b>	<b>Construction</b> .....	572	3 782	14 818	122	84	26	10	1	1	—	—	—	—
233	Building, developing & general contracting .....	250	2 204	6 982	41	26	12	1	1	1	—	—	—	—
2332	Residential building construction .....	(C)	(D)	(D)	37	24	11	1	1	—	—	—	—	—
23321	Single-family housing construction .....	(C)	(D)	(D)	35	22	11	1	1	—	—	—	—	—
235	Special trade contractors .....	297	1 428	7 187	74	52	14	8	—	—	—	—	—	—
<b>31-33</b>	<b>Manufacturing</b> .....	<b>4 043</b>	<b>37 346</b>	<b>121 918</b>	<b>37</b>	<b>8</b>	<b>8</b>	<b>6</b>	<b>7</b>	<b>2</b>	<b>4</b>	<b>—</b>	<b>1</b>	<b>1</b>
322	Paper mfg .....	(C)	(D)	(D)	1	—	—	—	—	1	—	—	—	—
3222	Converted paper product mfg .....	(C)	(D)	(D)	1	—	—	—	—	—	1	—	—	—
32221	Paperboard container mfg .....	(C)	(D)	(D)	1	—	—	—	—	—	1	—	—	—
323	Printing & related support activities .....	(E)	(D)	(D)	2	—	1	—	—	—	1	—	—	—
3231	Printing & related support activities .....	(E)	(D)	(D)	2	—	1	—	—	—	1	—	—	—
32311	Printing .....	(E)	(D)	(D)	2	—	1	—	—	—	1	—	—	—
332	Fabricated metal product mfg .....	200	1 689	5 521	7	1	2	2	1	—	1	—	—	—
3327	Mach shops, turn prod, screw, nut, bolt mfg ....	(C)	(D)	(D)	3	—	1	—	1	—	1	—	—	—
33272	Turned product & screw, nut & bolt mfg .....	(C)	(D)	(D)	1	—	—	—	—	—	1	—	—	—
337	Furniture & related product mfg .....	257	1 448	6 173	3	—	—	—	1	1	1	—	—	—
3371	HH & institutional furniture & kitchen cabinet mfg .....	(C)	(D)	(D)	2	—	—	—	—	1	1	—	—	—
33712	Household & institutional furniture mfg .....	(C)	(D)	(D)	2	—	—	—	—	1	1	—	—	—
339	Miscellaneous mfg .....	(H)	(D)	(D)	4	2	—	—	—	—	—	—	1	1
3391	Medical equipment & supplies mfg .....	(G)	(D)	(D)	1	—	—	—	—	—	—	—	—	1
33911	Medical equipment & supplies mfg .....	(G)	(D)	(D)	1	—	—	—	—	—	—	—	—	1
3399	Other miscellaneous mfg .....	(F)	(D)	(D)	3	2	—	—	—	—	—	—	—	1
33999	All other misc mfg .....	(F)	(D)	(D)	1	—	—	—	—	—	—	—	—	1
<b>42</b>	<b>Wholesale trade</b> .....	<b>(G)</b>	<b>(D)</b>	<b>(D)</b>	<b>30</b>	<b>12</b>	<b>14</b>	<b>—</b>	<b>2</b>	<b>—</b>	<b>1</b>	<b>—</b>	<b>1</b>	<b>—</b>
421	Wholesale trade, durable goods .....	(G)	(D)	(D)	18	8	7	—	1	—	1	—	1	—
4214	Professional & commercial equip & supp whsle .	(F)	(D)	(D)	2	1	—	—	—	—	—	—	—	1
42145	Medical, dental, hospital equip & supp whsle .	(F)	(D)	(D)	2	1	—	—	—	—	—	—	—	1
4218	Machinery, equipment & supplies whsle .....	(C)	(D)	(D)	5	—	4	—	—	—	1	—	—	—
42185	Service establishment equip & supplies whsle .....	(C)	(D)	(D)	1	—	—	—	—	—	1	—	—	—
<b>44-45</b>	<b>Retail trade</b> .....	<b>1 242</b>	<b>5 426</b>	<b>21 865</b>	<b>130</b>	<b>52</b>	<b>43</b>	<b>19</b>	<b>13</b>	<b>2</b>	<b>1</b>	<b>—</b>	<b>—</b>	<b>—</b>
441	Motor vehicle & parts dealers .....	206	1 468	5 716	16	7	3	1	5	—	—	—	—	—
4411	Automobile dealers .....	(C)	(D)	(D)	7	2	1	—	4	—	—	—	—	—
44111	New car dealers .....	115	940	3 490	6	2	1	—	3	—	—	—	—	—
441110	New car dealers .....	115	940	3 490	6	2	1	—	3	—	—	—	—	—
444	Bldg material & garden equip & supp dealers .....	133	777	3 286	14	5	3	4	2	—	—	—	—	—
445	Food & beverage stores .....	380	1 118	4 564	23	10	5	3	2	2	1	—	—	—
4451	Grocery stores .....	(E)	(D)	(D)	17	6	3	3	2	2	1	—	—	—
44511	Grocery (except convenience) stores .....	340	1 019	4 141	14	4	3	2	2	2	1	—	—	—
445110	Grocery (except convenience) stores .....	340	1 019	4 141	14	4	3	2	2	2	1	—	—	—
447	Gasoline stations .....	172	620	2 462	20	4	10	5	1	—	—	—	—	—
4471	Gasoline stations .....	172	620	2 462	20	4	10	5	1	—	—	—	—	—
44711	Gasoline stations with convenience stores ...	131	449	1 852	12	—	6	5	1	—	—	—	—	—
447110	Gasoline stations with convenience stores ...	131	449	1 852	12	—	6	5	1	—	—	—	—	—
<b>48-49</b>	<b>Transportation &amp; warehousing</b> .....	<b>406</b>	<b>2 840</b>	<b>11 965</b>	<b>31</b>	<b>22</b>	<b>2</b>	<b>4</b>	<b>1</b>	<b>1</b>	<b>1</b>	<b>—</b>	<b>—</b>	<b>—</b>
484	Truck transportation .....	373	2 598	10 886	24	18	—	3	1	1	1	—	—	—
4841	General freight trucking .....	322	2 359	9 718	12	9	—	—	1	1	1	—	—	—
48412	General freight trucking, long-distance .....	321	2 356	9 674	8	5	—	—	1	1	1	—	—	—
484121	General freight trucking, long-distance, TL .	321	2 356	9 674	8	5	—	—	1	1	1	—	—	—
<b>51</b>	<b>Information</b> .....	<b>215</b>	<b>1 125</b>	<b>4 945</b>	<b>9</b>	<b>3</b>	<b>1</b>	<b>3</b>	<b>1</b>	<b>—</b>	<b>1</b>	<b>—</b>	<b>—</b>	<b>—</b>
513	Broadcasting & telecommunications .....	171	996	4 382	5	3	—	—	1	—	1	—	—	—
5133	Telecommunications .....	171	996	4 382	5	3	—	—	1	—	1	—	—	—
51331	Wired telecommunications carriers .....	171	996	4 382	5	3	—	—	1	—	1	—	—	—
513310	Wired telecommunications carriers .....	171	996	4 382	5	3	—	—	1	—	1	—	—	—
<b>52</b>	<b>Finance &amp; insurance</b> .....	<b>540</b>	<b>6 257</b>	<b>24 513</b>	<b>31</b>	<b>12</b>	<b>10</b>	<b>4</b>	<b>4</b>	<b>—</b>	<b>—</b>	<b>1</b>	<b>—</b>	<b>—</b>
522	Credit intermediation & related activities .....	(C)	(D)	(D)	13	1	5	3	4	—	—	—	—	—
5221	Depository credit intermediation .....	(C)	(D)	(D)	13	1	5	3	4	—	—	—	—	—
52211	Commercial banking .....	164	1 045	4 000	11	1	3	3	4	—	—	—	—	—
522110	Commercial banking .....	164	1 045	4 000	11	1	3	3	4	—	—	—	—	—
524	Insurance carriers & related activities .....	359	5 053	19 864	17	10	5	1	—	—	—	—	1	—
5241	Insurance carriers .....	(E)	(D)	(D)	1	—	—	—	—	—	—	—	1	—
52411	Direct life, health, medical insurance carriers .	(E)	(D)	(D)	1	—	—	—	—	—	—	—	1	—
<b>53</b>	<b>Real estate &amp; rental &amp; leasing</b> .....	<b>(B)</b>	<b>(D)</b>	<b>(D)</b>	<b>26</b>	<b>22</b>	<b>2</b>	<b>1</b>	<b>1</b>	<b>—</b>	<b>—</b>	<b>—</b>	<b>—</b>	<b>—</b>
<b>54</b>	<b>Professional, scientific &amp; technical services</b> .....	<b>204</b>	<b>1 433</b>	<b>5 907</b>	<b>35</b>	<b>22</b>	<b>8</b>	<b>3</b>	<b>1</b>	<b>1</b>	<b>—</b>	<b>—</b>	<b>—</b>	<b>—</b>
541	Professional, scientific & technical services .....	204	1 433	5 907	35	22	8	3	1	1	—	—	—	—

See footnotes at end of table.

**Table 6. Counties—Employees, Payroll, and Establishments by Industry: 2000—Con.**

[Excludes most government employees, railroad employees, and self-employed persons. Size class 1 to 4 includes establishments with payroll, but no employees, during mid-March pay period. (D) denotes figures withheld to avoid disclosing data for individual companies; the data are included in broader industry totals. Detailed industries with 100 or more employees are shown if industry was not a (D). For explanation of terms, abbreviations, and data reliability/comparability, see introductory text]

NAICS code	Industry	Number of employees for week including March 12	Payroll (\$1,000)		Total number of establishments	Number of establishments by employment-size class								
			First quarter	Annual		1 to 4	5 to 9	10 to 19	20 to 49	50 to 99	100 to 249	250 to 499	500 to 999	1,000 or more
<b>RIPLEY—Con.</b>														
<b>55</b>	<b>Management of companies &amp; enterprises . . . . .</b>	<b>(F)</b>	<b>(D)</b>	<b>(D)</b>	<b>5</b>	<b>1</b>	<b>1</b>	<b>1</b>	<b>—</b>	<b>—</b>	<b>—</b>	<b>—</b>	<b>2</b>	<b>—</b>
551	Management of companies & enterprises . . . . .	(F)	(D)	(D)	5	1	1	1	—	—	—	—	2	—
5511	Management of companies & enterprises . . . . .	(F)	(D)	(D)	5	1	1	1	—	—	—	—	2	—
55111	Management of companies & enterprises . . . . .	(F)	(D)	(D)	5	1	1	1	—	—	—	—	2	—
<b>56</b>	<b>Admin. support, waste mgt, remediation services . . . . .</b>	<b>211</b>	<b>859</b>	<b>3 880</b>	<b>27</b>	<b>21</b>	<b>1</b>	<b>2</b>	<b>2</b>	<b>1</b>	<b>—</b>	<b>—</b>	<b>—</b>	<b>—</b>
561	Administrative & support services . . . . .	(C)	(D)	(D)	26	20	1	2	2	1	—	—	—	—
5619	Other support services . . . . .	(C)	(D)	(D)	4	2	—	—	1	1	—	—	—	—
56191	Packaging & labeling services . . . . .	(C)	(D)	(D)	2	—	—	—	1	1	—	—	—	—
<b>61</b>	<b>Educational services . . . . .</b>	<b>(A)</b>	<b>(D)</b>	<b>(D)</b>	<b>3</b>	<b>1</b>	<b>2</b>	<b>—</b>	<b>—</b>	<b>—</b>	<b>—</b>	<b>—</b>	<b>—</b>	<b>—</b>
<b>62</b>	<b>Health care and social assistance . . . . .</b>	<b>1 206</b>	<b>7 794</b>	<b>34 312</b>	<b>70</b>	<b>35</b>	<b>18</b>	<b>7</b>	<b>4</b>	<b>4</b>	<b>1</b>	<b>1</b>	<b>—</b>	<b>—</b>
621	Ambulatory health care services . . . . .	347	3 056	13 044	51	27	15	5	3	1	—	—	—	—
6212	Offices of dentists . . . . .	132	899	4 040	11	2	7	—	1	1	—	—	—	—
62121	Offices of dentists . . . . .	132	899	4 040	11	2	7	—	1	1	—	—	—	—
621210	Offices of dentists . . . . .	132	899	4 040	11	2	7	—	1	1	—	—	—	—
622	Hospitals . . . . .	(E)	(D)	(D)	1	—	—	—	—	—	—	—	1	—
6221	General medical & surgical hospitals . . . . .	(E)	(D)	(D)	1	—	—	—	—	—	—	—	1	—
62211	General medical & surgical hospitals . . . . .	(E)	(D)	(D)	1	—	—	—	—	—	—	—	1	—
623	Nursing & residential care facilities . . . . .	(E)	(D)	(D)	8	1	2	1	—	3	1	—	—	—
6231	Nursing care facilities . . . . .	283	1 109	4 415	4	—	—	1	—	3	—	—	—	—
62311	Nursing care facilities . . . . .	283	1 109	4 415	4	—	—	1	—	3	—	—	—	—
623110	Nursing care facilities . . . . .	283	1 109	4 415	4	—	—	1	—	3	—	—	—	—
6232	Residential mental retardation, health facil . . . . .	(C)	(D)	(D)	4	1	2	—	—	—	1	—	—	—
62321	Residential mental retardation facilities . . . . .	(C)	(D)	(D)	4	1	2	—	—	—	1	—	—	—
<b>71</b>	<b>Arts, entertainment &amp; recreation . . . . .</b>	<b>244</b>	<b>616</b>	<b>2 761</b>	<b>11</b>	<b>2</b>	<b>2</b>	<b>4</b>	<b>2</b>	<b>—</b>	<b>1</b>	<b>—</b>	<b>—</b>	<b>—</b>
713	Amusement, gambling & recreation industries . . . . .	(C)	(D)	(D)	9	2	1	3	2	—	1	—	—	—
7139	Other amusement & recreation industries . . . . .	(C)	(D)	(D)	9	2	1	3	2	—	1	—	—	—
71394	Fitness & recreational sports centers . . . . .	(C)	(D)	(D)	3	2	—	—	—	—	1	—	—	—
<b>72</b>	<b>Accommodation &amp; food services . . . . .</b>	<b>745</b>	<b>1 428</b>	<b>6 494</b>	<b>53</b>	<b>19</b>	<b>7</b>	<b>12</b>	<b>13</b>	<b>2</b>	<b>—</b>	<b>—</b>	<b>—</b>	<b>—</b>
721	Accommodation . . . . .	102	294	1 418	4	1	—	2	—	1	—	—	—	—
722	Food services & drinking places . . . . .	643	1 134	5 076	49	18	7	10	13	1	—	—	—	—
7221	Full-service restaurants . . . . .	269	439	1 969	18	5	1	5	7	—	—	—	—	—
72211	Full-service restaurants . . . . .	269	439	1 969	18	5	1	5	7	—	—	—	—	—
722110	Full-service restaurants . . . . .	269	439	1 969	18	5	1	5	7	—	—	—	—	—
7222	Limited-service eating places . . . . .	339	616	2 744	22	7	4	4	6	1	—	—	—	—
72221	Limited-service eating places . . . . .	339	616	2 744	22	7	4	4	6	1	—	—	—	—
<b>81</b>	<b>Other services (except public administration) . . . . .</b>	<b>409</b>	<b>1 200</b>	<b>4 904</b>	<b>96</b>	<b>66</b>	<b>20</b>	<b>8</b>	<b>2</b>	<b>—</b>	<b>—</b>	<b>—</b>	<b>—</b>	<b>—</b>
811	Repair & maintenance . . . . .	112	536	2 175	27	18	5	4	—	—	—	—	—	—
813	Religious, grantmaking, civic, prof & like organizations . . . . .	212	432	1 738	48	35	8	3	2	—	—	—	—	—
8131	Religious organizations . . . . .	156	345	1 377	33	25	4	2	2	—	—	—	—	—
81311	Religious organizations . . . . .	156	345	1 377	33	25	4	2	2	—	—	—	—	—
813110	Religious organizations . . . . .	156	345	1 377	33	25	4	2	2	—	—	—	—	—
<b>95</b>	<b>Auxiliaries (exc corporate, subsidiary &amp; regional mgt) . . . . .</b>	<b>77</b>	<b>1 182</b>	<b>4 310</b>	<b>5</b>	<b>1</b>	<b>1</b>	<b>2</b>	<b>1</b>	<b>—</b>	<b>—</b>	<b>—</b>	<b>—</b>	<b>—</b>
<b>99</b>	<b>Unclassified establishments . . . . .</b>	<b>(A)</b>	<b>(D)</b>	<b>(D)</b>	<b>4</b>	<b>4</b>	<b>—</b>	<b>—</b>	<b>—</b>	<b>—</b>	<b>—</b>	<b>—</b>	<b>—</b>	<b>—</b>
<b>RUSH</b>														
	<b>Total . . . . .</b>	<b>4 584</b>	<b>24 780</b>	<b>104 807</b>	<b>414</b>	<b>226</b>	<b>93</b>	<b>56</b>	<b>25</b>	<b>6</b>	<b>5</b>	<b>3</b>	<b>—</b>	<b>—</b>
<b>11</b>	<b>Forestry, fishing, hunting, and agriculture support . . . . .</b>	<b>(B)</b>	<b>(D)</b>	<b>(D)</b>	<b>1</b>	<b>—</b>	<b>—</b>	<b>—</b>	<b>1</b>	<b>—</b>	<b>—</b>	<b>—</b>	<b>—</b>	<b>—</b>
<b>21</b>	<b>Mining . . . . .</b>	<b>(A)</b>	<b>(D)</b>	<b>(D)</b>	<b>1</b>	<b>—</b>	<b>—</b>	<b>1</b>	<b>—</b>	<b>—</b>	<b>—</b>	<b>—</b>	<b>—</b>	<b>—</b>
<b>22</b>	<b>Utilities . . . . .</b>	<b>10</b>	<b>111</b>	<b>495</b>	<b>3</b>	<b>2</b>	<b>1</b>	<b>—</b>	<b>—</b>	<b>—</b>	<b>—</b>	<b>—</b>	<b>—</b>	<b>—</b>
<b>23</b>	<b>Construction . . . . .</b>	<b>198</b>	<b>1 082</b>	<b>5 213</b>	<b>46</b>	<b>31</b>	<b>7</b>	<b>7</b>	<b>1</b>	<b>—</b>	<b>—</b>	<b>—</b>	<b>—</b>	<b>—</b>
235	Special trade contractors . . . . .	110	585	2 785	23	13	5	5	—	—	—	—	—	—
<b>31-33</b>	<b>Manufacturing . . . . .</b>	<b>1 273</b>	<b>10 604</b>	<b>42 858</b>	<b>29</b>	<b>12</b>	<b>3</b>	<b>4</b>	<b>5</b>	<b>1</b>	<b>2</b>	<b>2</b>	<b>—</b>	<b>—</b>
331	Primary metal mfg . . . . .	(E)	(D)	(D)	1	—	—	—	—	—	—	1	—	—
3315	Foundries . . . . .	(E)	(D)	(D)	1	—	—	—	—	—	—	1	—	—
33151	Ferrous metal foundries . . . . .	(E)	(D)	(D)	1	—	—	—	—	—	—	1	—	—
333	Machinery mfg . . . . .	514	3 793	14 954	4	—	—	—	2	—	1	1	—	—
3334	HVAC & commercial refrigeration equipment mfg . . . . .	(E)	(D)	(D)	2	—	—	—	—	—	1	1	—	—
33341	HVAC & commercial refrigeration equipment mfg . . . . .	(E)	(D)	(D)	2	—	—	—	—	—	1	1	—	—
339	Miscellaneous mfg . . . . .	158	1 101	4 580	3	—	—	1	1	—	1	—	—	—
3399	Other miscellaneous mfg . . . . .	158	1 101	4 580	3	—	—	1	1	—	1	—	—	—
33994	Office supplies (exc paper) mfg . . . . .	(C)	(D)	(D)	1	—	—	—	—	—	1	—	—	—
<b>42</b>	<b>Wholesale trade . . . . .</b>	<b>172</b>	<b>954</b>	<b>4 192</b>	<b>28</b>	<b>13</b>	<b>10</b>	<b>3</b>	<b>2</b>	<b>—</b>	<b>—</b>	<b>—</b>	<b>—</b>	<b>—</b>
422	Wholesale trade, nondurable goods . . . . .	100	556	2 468	17	8	6	2	1	—	—	—	—	—

See footnotes at end of table.

**Table 6. Counties—Employees, Payroll, and Establishments by Industry: 2000—Con.**

[Excludes most government employees, railroad employees, and self-employed persons. Size class 1 to 4 includes establishments with payroll, but no employees, during mid-March pay period. (D) denotes figures withheld to avoid disclosing data for individual companies; the data are included in broader industry totals. Detailed industries with 100 or more employees are shown if industry was not a (D). For explanation of terms, abbreviations, and data reliability/comparability, see introductory text]

NAICS code	Industry	Number of employees for week including March 12	Payroll (\$1,000)		Total number of establishments	Number of establishments by employment-size class								
			First quarter	Annual		1 to 4	5 to 9	10 to 19	20 to 49	50 to 99	100 to 249	250 to 499	500 to 999	1,000 or more
<b>RUSH—Con.</b>														
<b>44-45</b>	<b>Retail trade</b> .....	<b>715</b>	<b>2 897</b>	<b>11 778</b>	<b>78</b>	<b>34</b>	<b>22</b>	<b>16</b>	<b>4</b>	<b>2</b>	—	—	—	—
445	Food & beverage stores .....	179	644	2 435	11	4	4	1	1	1	—	—	—	—
4451	Grocery stores .....	(C)	(D)	(D)	8	2	3	1	1	1	—	—	—	—
44511	Grocery (except convenience) stores .....	113	389	1 541	4	—	2	1	—	1	—	—	—	—
445110	Grocery (except convenience) stores .....	113	389	1 541	4	—	2	1	—	1	—	—	—	—
447	Gasoline stations .....	111	266	1 232	11	2	4	4	1	—	—	—	—	—
4471	Gasoline stations .....	111	266	1 232	11	2	4	4	1	—	—	—	—	—
452	General merchandise stores .....	110	340	1 485	5	2	2	—	—	1	—	—	—	—
<b>48-49</b>	<b>Transportation &amp; warehousing</b> .....	<b>155</b>	<b>1 088</b>	<b>5 246</b>	<b>23</b>	<b>16</b>	<b>5</b>	<b>1</b>	—	<b>1</b>	—	—	—	—
484	Truck transportation .....	134	992	4 716	19	15	2	1	—	1	—	—	—	—
4841	General freight trucking .....	108	897	4 305	13	11	1	—	—	1	—	—	—	—
<b>51</b>	<b>Information</b> .....	<b>44</b>	<b>248</b>	<b>949</b>	<b>7</b>	<b>4</b>	<b>2</b>	<b>1</b>	—	—	—	—	—	—
<b>52</b>	<b>Finance &amp; insurance</b> .....	<b>125</b>	<b>716</b>	<b>2 857</b>	<b>24</b>	<b>15</b>	<b>5</b>	<b>3</b>	<b>1</b>	—	—	—	—	—
<b>53</b>	<b>Real estate &amp; rental &amp; leasing</b> .....	<b>28</b>	<b>67</b>	<b>276</b>	<b>9</b>	<b>7</b>	<b>1</b>	<b>1</b>	—	—	—	—	—	—
<b>54</b>	<b>Professional, scientific &amp; technical services</b> .....	<b>101</b>	<b>478</b>	<b>2 036</b>	<b>27</b>	<b>21</b>	<b>5</b>	<b>1</b>	—	—	—	—	—	—
541	Professional, scientific & technical services .....	101	478	2 036	27	21	5	1	—	—	—	—	—	—
<b>55</b>	<b>Management of companies &amp; enterprises</b> .....	<b>(B)</b>	<b>(D)</b>	<b>(D)</b>	<b>2</b>	—	<b>1</b>	—	<b>1</b>	—	—	—	—	—
<b>56</b>	<b>Admin, support, waste mgt, remediation services</b> .....	<b>389</b>	<b>1 390</b>	<b>6 035</b>	<b>15</b>	<b>6</b>	<b>3</b>	<b>4</b>	—	—	<b>2</b>	—	—	—
561	Administrative & support services .....	(E)	(D)	(D)	14	5	3	4	—	—	2	—	—	—
5613	Employment services .....	(E)	(D)	(D)	2	—	—	—	—	—	2	—	—	—
56132	Temporary help services .....	(E)	(D)	(D)	2	—	—	—	—	—	2	—	—	—
<b>62</b>	<b>Health care and social assistance</b> .....	<b>688</b>	<b>3 088</b>	<b>12 979</b>	<b>31</b>	<b>13</b>	<b>7</b>	<b>5</b>	<b>2</b>	<b>2</b>	<b>1</b>	<b>1</b>	—	—
621	Ambulatory health care services .....	109	540	2 744	18	8	6	3	1	—	—	—	—	—
622	Hospitals .....	(E)	(D)	(D)	1	—	—	—	—	—	—	1	—	—
6221	General medical & surgical hospitals .....	(E)	(D)	(D)	1	—	—	—	—	—	—	1	—	—
62211	General medical & surgical hospitals .....	(E)	(D)	(D)	1	—	—	—	—	—	—	1	—	—
623	Nursing & residential care facilities .....	291	1 129	5 000	6	2	—	—	1	2	1	—	—	—
6231	Nursing care facilities .....	(C)	(D)	(D)	2	—	—	—	1	—	1	—	—	—
62311	Nursing care facilities .....	(C)	(D)	(D)	2	—	—	—	1	—	1	—	—	—
6233	Community care facilities for the elderly .....	(C)	(D)	(D)	3	1	—	—	—	2	—	—	—	—
62331	Community care facilities for the elderly .....	(C)	(D)	(D)	3	1	—	—	—	2	—	—	—	—
<b>71</b>	<b>Arts, entertainment &amp; recreation</b> .....	<b>19</b>	<b>41</b>	<b>145</b>	<b>3</b>	<b>1</b>	<b>1</b>	<b>1</b>	—	—	—	—	—	—
<b>72</b>	<b>Accommodation &amp; food services</b> .....	<b>373</b>	<b>694</b>	<b>3 094</b>	<b>29</b>	<b>10</b>	<b>6</b>	<b>6</b>	<b>7</b>	—	—	—	—	—
722	Food services & drinking places .....	(E)	(D)	(D)	28	10	6	5	7	—	—	—	—	—
7221	Full-service restaurants .....	111	209	914	9	4	2	1	2	—	—	—	—	—
72211	Full-service restaurants .....	111	209	914	9	4	2	1	2	—	—	—	—	—
722110	Full-service restaurants .....	111	209	914	9	4	2	1	2	—	—	—	—	—
7222	Limited-service eating places .....	226	425	1 918	13	2	2	4	5	—	—	—	—	—
72221	Limited-service eating places .....	226	425	1 918	13	2	2	4	5	—	—	—	—	—
<b>81</b>	<b>Other services (except public administration)</b> .....	<b>183</b>	<b>629</b>	<b>2 730</b>	<b>53</b>	<b>37</b>	<b>14</b>	<b>2</b>	—	—	—	—	—	—
813	Religious, grantmaking, civic, prof & like organizations .....	109	194	853	33	26	5	2	—	—	—	—	—	—
<b>95</b>	<b>Auxiliaries (exc corporate, subsidiary &amp; regional mgt)</b> .....	<b>(B)</b>	<b>(D)</b>	<b>(D)</b>	<b>1</b>	—	—	—	<b>1</b>	—	—	—	—	—
<b>99</b>	<b>Unclassified establishments</b> .....	<b>2</b>	<b>2</b>	<b>56</b>	<b>4</b>	<b>4</b>	—	—	—	—	—	—	—	—
<b>ST. JOSEPH</b>														
	<b>Total</b> .....	<b>125 092</b>	<b>875 681</b>	<b>3 636 555</b>	<b>6 557</b>	<b>2 978</b>	<b>1 428</b>	<b>965</b>	<b>728</b>	<b>240</b>	<b>158</b>	<b>46</b>	<b>10</b>	<b>4</b>
<b>11</b>	<b>Forestry, fishing, hunting, and agriculture support</b> .....	<b>8</b>	<b>10</b>	<b>86</b>	<b>4</b>	<b>3</b>	<b>1</b>	—	—	—	—	—	—	—
<b>21</b>	<b>Mining</b> .....	<b>(B)</b>	<b>(D)</b>	<b>(D)</b>	<b>3</b>	—	<b>1</b>	<b>2</b>	—	—	—	—	—	—
<b>22</b>	<b>Utilities</b> .....	<b>(E)</b>	<b>(D)</b>	<b>(D)</b>	<b>8</b>	<b>1</b>	<b>3</b>	<b>1</b>	<b>1</b>	—	<b>2</b>	—	—	—
221	Utilities .....	(E)	(D)	(D)	8	1	3	1	1	—	2	—	—	—
2211	Elec pwr generation, transmn & distribution ...	(E)	(D)	(D)	7	—	3	1	1	—	2	—	—	—
22112	Electric pwr transmn, control & distribution ...	(E)	(D)	(D)	3	—	1	—	—	—	2	—	—	—

See footnotes at end of table.

**Table 6. Counties—Employees, Payroll, and Establishments by Industry: 2000—Con.**

[Excludes most government employees, railroad employees, and self-employed persons. Size class 1 to 4 includes establishments with payroll, but no employees, during mid-March pay period. (D) denotes figures withheld to avoid disclosing data for individual companies; the data are included in broader industry totals. Detailed industries with 100 or more employees are shown if industry was not a (D). For explanation of terms, abbreviations, and data reliability/comparability, see introductory text]

NAICS code	Industry	Number of employees for week including March 12	Payroll (\$1,000)		Total number of establishments	Number of establishments by employment-size class								
			First quarter	Annual		1 to 4	5 to 9	10 to 19	20 to 49	50 to 99	100 to 249	250 to 499	500 to 999	1,000 or more
<b>ST. JOSEPH—Con.</b>														
<b>23</b>	<b>Construction</b>	<b>7 134</b>	<b>58 075</b>	<b>262 465</b>	<b>656</b>	<b>343</b>	<b>160</b>	<b>71</b>	<b>58</b>	<b>12</b>	<b>9</b>	<b>3</b>	—	—
233	Building, developing & general contracting	1 881	16 797	72 235	167	101	37	13	9	2	4	1	—	—
2332	Residential building construction	(F)	(D)	(D)	132	86	33	8	5	—	—	—	—	—
23321	Single-family housing construction	568	3 442	15 941	128	83	33	8	4	—	—	—	—	—
233210	Single-family housing construction	568	3 442	15 941	128	83	33	8	4	—	—	—	—	—
2333	Nonresidential building construction	(G)	(D)	(D)	25	8	3	3	4	2	4	1	—	—
23331	Mfg & industrial building construction	(C)	(D)	(D)	3	1	—	—	1	—	1	—	—	—
23332	Commercial & institutional bldg construction	1 106	11 437	47 261	22	7	3	3	3	2	3	1	—	—
233320	Commercial & institutional bldg construction	1 106	11 437	47 261	22	7	3	3	3	2	3	1	—	—
234	Heavy construction	258	1 984	14 646	19	6	3	4	5	1	—	—	—	—
2341	Highway, street, bridge & tunnel construction	105	986	9 042	4	—	1	—	2	1	—	—	—	—
2349	Other heavy construction	153	998	5 604	15	6	2	4	3	—	—	—	—	—
23499	All other heavy construction	103	703	3 641	10	4	1	3	2	—	—	—	—	—
234990	All other heavy construction	103	703	3 641	10	4	1	3	2	—	—	—	—	—
235	Special trade contractors	4 995	39 294	175 584	470	236	120	54	44	9	5	2	—	—
2351	Plumbing, heating & AC contractor	1 094	8 964	41 506	106	47	27	16	12	4	—	—	—	—
23511	Plumbing, heating & AC contractor	1 094	8 964	41 506	106	47	27	16	12	4	—	—	—	—
235110	Plumbing, heating & AC contractor	1 094	8 964	41 506	106	47	27	16	12	4	—	—	—	—
2352	Painting & wall covering contractors	185	911	4 616	34	15	12	6	1	—	—	—	—	—
23521	Painting & wall covering contractors	185	911	4 616	34	15	12	6	1	—	—	—	—	—
235210	Painting & wall covering contractors	185	911	4 616	34	15	12	6	1	—	—	—	—	—
2353	Electrical contractors	1 201	11 838	47 247	62	26	16	7	9	1	2	1	—	—
23531	Electrical contractors	1 201	11 838	47 247	62	26	16	7	9	1	2	1	—	—
235310	Electrical contractors	1 201	11 838	47 247	62	26	16	7	9	1	2	1	—	—
2354	Masonry, drywall, insulation, tile contractors	734	6 189	28 588	45	24	10	3	5	1	1	1	—	—
23541	Masonry & stone contractors	147	964	5 451	19	8	7	2	2	—	—	—	—	—
235410	Masonry & stone contractors	147	964	5 451	19	8	7	2	2	—	—	—	—	—
23542	Drywall, acoustical & insulation contractors	555	4 939	21 725	21	12	3	1	2	1	1	1	—	—
235420	Drywall, acoustical & insulation contractors	555	4 939	21 725	21	12	3	1	2	1	1	1	—	—
2355	Carpentry & floor contractors	369	2 246	9 766	71	47	15	4	5	—	—	—	—	—
23551	Carpentry contractors	243	1 325	5 801	55	36	13	4	2	—	—	—	—	—
235510	Carpentry contractors	243	1 325	5 801	55	36	13	4	2	—	—	—	—	—
23552	Floor laying & other floor contractors	126	921	3 965	16	11	2	—	3	—	—	—	—	—
235520	Floor laying & other floor contractors	126	921	3 965	16	11	2	—	3	—	—	—	—	—
2356	Roofing, siding, & sheet metal contractors	371	2 455	12 700	34	16	11	3	3	—	1	—	—	—
23561	Roofing, siding, & sheet metal contractors	371	2 455	12 700	34	16	11	3	3	—	1	—	—	—
235610	Roofing, siding, & sheet metal contractors	371	2 455	12 700	34	16	11	3	3	—	1	—	—	—
2357	Concrete contractors	263	1 433	8 100	34	13	5	3	3	—	—	—	—	—
23571	Concrete contractors	263	1 433	8 100	34	13	5	3	3	—	—	—	—	—
235710	Concrete contractors	263	1 433	8 100	34	13	5	3	3	—	—	—	—	—
2359	Other special trade contractors	729	4 917	21 573	76	44	12	10	6	3	1	—	—	—
23591	Structural steel erection contractors	254	1 559	6 084	4	1	—	—	2	1	—	—	—	—
235910	Structural steel erection contractors	254	1 559	6 084	4	1	—	—	2	1	—	—	—	—
23593	Excavation contractors	170	1 126	5 987	26	15	4	5	2	—	—	—	—	—
235930	Excavation contractors	170	1 126	5 987	26	15	4	5	2	—	—	—	—	—
23599	All other special trade contractors	189	981	4 430	30	20	6	1	2	1	—	—	—	—
235990	All other special trade contractors	189	981	4 430	30	20	6	1	2	1	—	—	—	—
<b>31-33</b>	<b>Manufacturing</b>	<b>21 224</b>	<b>197 746</b>	<b>789 216</b>	<b>474</b>	<b>134</b>	<b>72</b>	<b>73</b>	<b>96</b>	<b>46</b>	<b>33</b>	<b>17</b>	<b>2</b>	<b>1</b>
311	Food mfg	744	4 342	18 758	25	8	3	4	5	4	1	—	—	—
3113	Sugar & confectionery product mfg	(C)	(D)	(D)	3	1	—	—	1	1	—	—	—	—
3116	Animal slaughtering & processing	258	1 749	7 078	4	1	—	—	2	—	1	—	—	—
31161	Animal slaughtering & processing	258	1 749	7 078	4	1	—	—	2	—	1	—	—	—
3118	Bakeries & tortilla mfg	174	517	2 355	11	4	1	4	1	1	—	—	—	—
31181	Bread & bakery product mfg	(C)	(D)	(D)	9	3	1	4	—	1	—	—	—	—
3119	Other food mfg	(C)	(D)	(D)	3	1	—	—	1	1	—	—	—	—
316	Leather & allied product mfg	(C)	(D)	(D)	3	—	—	1	1	1	—	—	—	—
3169	Other leather & allied product mfg	(C)	(D)	(D)	3	—	—	1	1	1	—	—	—	—
31699	Other leather & allied product mfg	(C)	(D)	(D)	3	—	—	1	1	1	—	—	—	—
321	Wood product mfg	384	2 700	11 039	12	6	1	—	3	—	2	—	—	—
3219	Other wood product mfg	(E)	(D)	(D)	9	5	1	—	1	—	2	—	—	—
32191	Millwork	(E)	(D)	(D)	3	1	—	—	—	—	2	—	—	—
322	Paper mfg	595	4 924	19 786	9	2	—	—	2	3	2	—	—	—
3222	Converted paper product mfg	595	4 924	19 786	9	2	—	—	2	3	2	—	—	—
32221	Paperboard container mfg	563	4 679	19 403	6	—	—	—	1	3	2	—	—	—
323	Printing & related support activities	801	7 296	28 165	36	13	9	3	7	2	2	—	—	—
3231	Printing & related support activities	801	7 296	28 165	36	13	9	3	7	2	2	—	—	—
32311	Printing	785	7 205	27 892	33	12	7	3	7	2	2	—	—	—
323110	Commercial lithographic printing	535	5 710	21 870	16	5	2	2	4	1	2	—	—	—
323113	Commercial screen printing	136	742	2 841	6	2	2	1	—	1	—	—	—	—
324	Petroleum & coal products mfg	(C)	(D)	(D)	3	2	—	—	—	—	1	—	—	—
3241	Petroleum & coal products mfg	(C)	(D)	(D)	3	2	—	—	—	—	1	—	—	—
32412	Asphalt paving, roofing & saturated mat mfg	(C)	(D)	(D)	2	1	—	—	—	—	1	—	—	—
325	Chemical mfg	1 035	12 662	53 696	20	7	3	3	3	2	1	—	1	—
3251	Basic chemical mfg	184	1 935	8 686	4	1	—	1	1	—	1	—	—	—
32519	Other basic organic chemical mfg	(C)	(D)	(D)	1	—	—	—	—	—	1	—	—	—
3254	Pharmaceutical & medicine mfg	(F)	(D)	(D)	2	—	1	—	—	—	—	—	1	—
32541	Pharmaceutical & medicine mfg	(F)	(D)	(D)	2	—	1	—	—	—	—	—	1	—
3256	Soap, cleaners & toilet preparation mfg	(C)	(D)	(D)	3	1	1	—	—	1	—	—	—	—

See footnotes at end of table.

**Table 6. Counties—Employees, Payroll, and Establishments by Industry: 2000—Con.**

[Excludes most government employees, railroad employees, and self-employed persons. Size class 1 to 4 includes establishments with payroll, but no employees, during mid-March pay period. (D) denotes figures withheld to avoid disclosing data for individual companies; the data are included in broader industry totals. Detailed industries with 100 or more employees are shown if industry was not a (D). For explanation of terms, abbreviations, and data reliability/comparability, see introductory text]

NAICS code	Industry	Number of employees for week including March 12	Payroll (\$1,000)		Total number of establishments	Number of establishments by employment-size class								
			First quarter	Annual		1 to 4	5 to 9	10 to 19	20 to 49	50 to 99	100 to 249	250 to 499	500 to 999	1,000 or more
<b>ST. JOSEPH—Con.</b>														
<b>31-33 Manufacturing—Con.</b>														
326	Plastics & rubber products mfg .....	3 241	23 869	98 690	46	11	—	7	12	5	6	5	—	—
3261	Plastics product mfg .....	2 811	20 712	86 131	40	9	—	6	10	5	6	4	—	—
32619	Other plastics product mfg .....	2 772	20 454	85 088	34	5	—	4	10	5	6	4	—	—
3262	Rubber product mfg .....	430	3 157	12 559	6	2	—	1	2	—	—	1	—	—
32621	Tire mfg .....	(E)	(D)	(D)	3	1	—	—	1	—	—	1	—	—
327	Nonmetallic mineral product mfg .....	337	3 995	15 055	13	4	—	4	4	—	1	—	—	—
3273	Cement & concrete product mfg .....	(C)	(D)	(D)	8	1	—	3	4	—	—	—	—	—
3279	Other nonmetallic mineral product mfg .....	(C)	(D)	(D)	1	—	—	—	—	—	1	—	—	—
32799	All other nonmetallic mineral product mfg .....	(C)	(D)	(D)	1	—	—	—	—	—	1	—	—	—
331	Primary metal mfg .....	1 749	15 773	62 679	17	3	2	1	1	4	3	3	—	—
3312	Steel product mfg from purchased steel .....	(E)	(D)	(D)	2	—	—	—	—	1	—	1	—	—
33121	Iron, steel pipe & tube mfg from purchased steel .....	(E)	(D)	(D)	1	—	—	—	—	—	—	1	—	—
3313	Alumina & aluminum production & processing ..	569	4 475	16 276	3	—	—	—	—	—	2	1	—	—
33131	Alumina & aluminum production & processing .....	569	4 475	16 276	3	—	—	—	—	—	2	1	—	—
331316	Aluminum extruded product mfg .....	569	4 475	16 276	3	—	—	—	—	—	2	1	—	—
3314	Nonferrous (exc alum) production & processing ..	(C)	(D)	(D)	3	—	—	1	1	1	—	—	—	—
33142	Copper rolling, drawing, extruding & alloying ..	(C)	(D)	(D)	2	—	—	—	1	1	—	—	—	—
3315	Foundries .....	673	6 809	28 535	7	2	1	—	—	2	1	1	—	—
33151	Ferrous metal foundries .....	(E)	(D)	(D)	3	1	—	—	—	1	—	1	—	—
33152	Nonferrous metal foundries .....	(C)	(D)	(D)	4	1	1	—	—	1	1	—	—	—
332	Fabricated metal product mfg .....	4 276	40 828	161 124	118	28	25	18	22	16	5	4	—	—
3321	Forging & stamping .....	335	2 572	11 504	4	—	—	—	1	1	2	—	—	—
33211	Forging & stamping .....	335	2 572	11 504	4	—	—	—	1	1	2	—	—	—
332116	Metal stamping .....	335	2 572	11 504	4	—	—	—	1	1	2	—	—	—
3323	Architectural & structural metals mfg .....	521	3 637	14 827	22	4	6	4	6	1	1	—	—	—
33231	Plate work & fabricated structural prod mfg .....	155	1 121	4 844	8	1	1	2	4	—	—	—	—	—
33232	Ornamental & architectural metal prod mfg .....	366	2 516	9 983	14	3	5	2	2	1	1	—	—	—
332322	Sheet metal work mfg .....	194	1 601	6 235	8	2	1	2	2	1	—	—	—	—
3324	Boiler, tank & shipping container mfg .....	(C)	(D)	(D)	4	—	1	—	1	2	—	—	—	—
3325	Hardware mfg .....	(E)	(D)	(D)	2	—	—	—	—	1	—	1	—	—
33251	Hardware mfg .....	(E)	(D)	(D)	2	—	—	—	—	1	—	1	—	—
3326	Spring & wire product mfg .....	118	1 085	6 062	5	3	—	—	1	1	—	—	—	—
33261	Spring & wire product mfg .....	118	1 085	6 062	5	3	—	—	1	1	—	—	—	—
3327	Mach shops, turn prod, screw, nut, bolt mfg ....	921	7 361	29 755	52	15	14	10	7	5	1	—	—	—
33271	Machine shops .....	596	4 695	19 349	41	13	10	9	6	3	—	—	—	—
332710	Machine shops .....	596	4 695	19 349	41	13	10	9	6	3	—	—	—	—
33272	Turned product & screw, nut & bolt mfg .....	325	2 666	10 406	11	2	4	1	1	2	1	—	—	—
3328	Coating, engrave, heat treating & oth activity ...	1 288	17 652	66 246	11	—	1	1	4	2	—	3	—	—
33281	Coating, engrave, heat treating & oth activity ...	1 288	17 652	66 246	11	—	1	1	4	2	—	3	—	—
332811	Metal heat treating .....	785	10 553	39 634	4	—	1	—	1	—	—	2	—	—
3329	Other fabricated metal product mfg .....	598	4 906	20 045	16	4	3	3	2	3	1	—	—	—
33291	Metal valve mfg .....	216	2 131	8 233	4	—	—	1	1	2	—	—	—	—
33299	All other fabricated metal product mfg .....	382	2 775	11 812	12	4	3	2	1	1	1	—	—	—
333	Machinery mfg .....	1 318	13 679	56 788	59	12	14	15	11	5	2	—	—	—
3332	Industrial machinery mfg .....	(C)	(D)	(D)	4	2	—	1	—	—	1	—	—	—
33329	Other industrial machinery mfg .....	(C)	(D)	(D)	2	1	—	—	—	—	1	—	—	—
3335	Metalworking machinery mfg .....	745	8 099	32 973	40	7	11	12	7	2	1	—	—	—
33351	Metalworking machinery mfg .....	745	8 099	32 973	40	7	11	12	7	2	1	—	—	—
333511	Industrial mold mfg .....	185	2 300	8 474	13	—	5	6	2	—	—	—	—	—
333514	Special die, tool, die set, jig & fixture mfg ..	440	4 580	20 021	21	6	5	5	3	1	1	—	—	—
3336	Engine, turbine & power transmn equip mfg ...	(C)	(D)	(D)	2	1	—	—	—	1	—	—	—	—
33361	Engine, turbine & power transmn equip mfg ...	(C)	(D)	(D)	2	1	—	—	—	1	—	—	—	—
3339	Other general purpose machinery mfg .....	207	2 248	10 609	8	2	1	1	3	1	—	—	—	—
33399	All other general purpose machinery mfg ....	135	1 511	7 226	5	1	1	1	1	1	—	—	—	—
334	Computer & electronic product mfg .....	643	5 904	17 355	12	2	1	2	6	—	—	1	—	—
3344	Semiconductor & oth electronic component mfg .....	489	3 937	9 848	4	1	—	—	2	—	—	1	—	—
33441	Semiconductor & oth electronic component mfg .....	489	3 937	9 848	4	1	—	—	2	—	—	1	—	—
335	Electrical equip, appliance & component mfg .....	853	7 509	29 482	12	1	2	1	4	2	1	1	—	—
3353	Electrical equipment mfg .....	(C)	(D)	(D)	2	—	1	—	—	—	1	—	—	—
33531	Electrical equipment mfg .....	(C)	(D)	(D)	2	—	1	—	—	—	1	—	—	—
3359	Other electrical equipment & component mfg ...	(F)	(D)	(D)	10	1	1	1	4	2	—	1	—	—
33593	Wiring device mfg .....	(E)	(D)	(D)	3	1	—	—	1	—	—	1	—	—
33599	All oth electrical equipment & component mfg .....	(C)	(D)	(D)	6	—	1	1	2	2	—	—	—	—
336	Transportation equipment mfg .....	4 118	46 733	186 505	27	2	4	4	7	1	4	3	1	1
3361	Motor vehicle mfg .....	(F)	(D)	(D)	1	—	—	—	—	—	—	—	1	—
33611	Automobile & light duty motor vehicle mfg ....	(F)	(D)	(D)	1	—	—	—	—	—	—	—	1	—
3363	Motor vehicle parts mfg .....	1 544	12 911	49 118	15	2	3	1	3	—	4	2	—	—
33631	Motor vehicle gas engine & engine parts mfg .	(E)	(D)	(D)	2	—	—	—	1	—	—	1	—	—
33632	MV electrical & electronic equipment mfg ....	507	3 165	11 032	7	1	1	—	2	—	3	—	—	—
336322	Other MV electrical & electronic equip mfg .	507	3 165	11 032	7	1	1	—	2	—	3	—	—	—
33633	Motor vehicle steering & suspension parts mfg .....	(E)	(D)	(D)	1	—	—	—	—	—	—	1	—	—
33639	Other motor vehicle parts mfg .....	(C)	(D)	(D)	3	1	1	—	—	—	1	—	—	—
3364	Aerospace product & parts mfg .....	(G)	(D)	(D)	6	—	—	2	1	1	—	1	—	1
33641	Aerospace product & parts mfg .....	(G)	(D)	(D)	6	—	—	2	1	1	—	1	—	1

See footnotes at end of table.

**Table 6. Counties—Employees, Payroll, and Establishments by Industry: 2000—Con.**

[Excludes most government employees, railroad employees, and self-employed persons. Size class 1 to 4 includes establishments with payroll, but no employees, during mid-March pay period. (D) denotes figures withheld to avoid disclosing data for individual companies; the data are included in broader industry totals. Detailed industries with 100 or more employees are shown if industry was not a (D). For explanation of terms, abbreviations, and data reliability/comparability, see introductory text]

NAICS code	Industry	Number of employees for week including March 12	Payroll (\$1,000)		Total number of establishments	Number of establishments by employment-size class								
			First quarter	Annual		1 to 4	5 to 9	10 to 19	20 to 49	50 to 99	100 to 249	250 to 499	500 to 999	1,000 or more
<b>ST. JOSEPH—Con.</b>														
<b>31-33 Manufacturing—Con.</b>														
337	Furniture & related product mfg . . . . .	175	981	4 163	12	4	1	3	4	—	—	—	—	—
339	Miscellaneous mfg . . . . .	464	4 439	17 782	36	19	6	6	3	—	2	—	—	—
3391	Medical equipment & supplies mfg . . . . .	233	2 495	9 397	18	11	3	1	2	—	1	—	—	—
33911	Medical equipment & supplies mfg . . . . .	233	2 495	9 397	18	11	3	1	2	—	1	—	—	—
3399	Other miscellaneous mfg . . . . .	231	1 944	8 385	18	8	3	5	1	—	1	—	—	—
33995	Sign mfg . . . . .	182	1 582	6 675	8	2	1	3	1	—	1	—	—	—
339950	Sign mfg . . . . .	182	1 582	6 675	8	2	1	3	1	—	1	—	—	—
<b>42</b>	<b>Wholesale trade . . . . .</b>	<b>7 470</b>	<b>63 555</b>	<b>264 548</b>	<b>460</b>	<b>186</b>	<b>97</b>	<b>84</b>	<b>56</b>	<b>25</b>	<b>12</b>	—	—	—
421	Wholesale trade, durable goods . . . . .	4 674	42 586	177 727	323	136	70	58	39	14	6	—	—	—
4211	Motor vehicle, motor vehicle pt & supply whsle . . . . .	980	8 837	39 846	48	20	11	7	4	4	2	—	—	—
42111	Automobile & other motor vehicle whsle . . . . .	323	2 356	9 522	12	4	—	3	2	3	—	—	—	—
421110	Automobile & other motor vehicle whsle . . . . .	323	2 356	9 522	12	4	—	3	2	3	—	—	—	—
42112	Motor vehicle supplies & new parts whsle . . . . .	284	2 725	13 730	17	6	6	3	1	—	—	—	—	—
421120	Motor vehicle supplies & new parts whsle . . . . .	284	2 725	13 730	17	6	6	3	1	—	—	—	—	—
42113	Tire & tube whsle . . . . .	333	3 540	15 651	8	2	3	—	1	1	1	—	—	—
421130	Tire & tube whsle . . . . .	333	3 540	15 651	8	2	3	—	1	1	1	—	—	—
4213	Lumber & other construction materials whsle . . . . .	127	1 007	4 928	16	9	3	2	2	—	—	—	—	—
4214	Professional & commercial equip & supp whsle . . . . .	1 096	10 521	44 179	61	25	10	13	8	3	2	—	—	—
42142	Office equipment whsle . . . . .	345	3 012	12 404	17	7	3	2	3	1	1	—	—	—
421420	Office equipment whsle . . . . .	345	3 012	12 404	17	7	3	2	3	1	1	—	—	—
42143	Computer & peripheral equip & software whsle . . . . .	468	5 502	23 333	22	11	3	2	4	1	1	—	—	—
421430	Computer & peripheral equip & software whsle . . . . .	468	5 502	23 333	22	11	3	2	4	1	1	—	—	—
42145	Medical, dental, hospital equip & supp whsle . . . . .	155	1 143	4 695	9	2	1	5	—	1	—	—	—	—
421450	Medical, dental, hospital equip & supp whsle . . . . .	155	1 143	4 695	9	2	1	5	—	1	—	—	—	—
4215	Metal & mineral (except petroleum) whsle . . . . .	434	3 784	14 736	21	6	5	3	5	1	1	—	—	—
42151	Metal service centers & offices whsle . . . . .	434	3 784	14 736	21	6	5	3	5	1	1	—	—	—
421510	Metal service centers & offices whsle . . . . .	434	3 784	14 736	21	6	5	3	5	1	1	—	—	—
4216	Electrical goods whsle . . . . .	457	4 666	17 911	44	16	12	10	5	1	—	—	—	—
42161	Elec equip, wiring supp, const material whsle . . . . .	155	1 669	5 957	19	10	3	3	3	—	—	—	—	—
421610	Elec equip, wiring supp, const material whsle . . . . .	155	1 669	5 957	19	10	3	3	3	—	—	—	—	—
42169	Other electronic parts & equipment whsle . . . . .	255	2 590	10 226	19	3	8	5	2	1	—	—	—	—
421690	Other electronic parts & equipment whsle . . . . .	255	2 590	10 226	19	3	8	5	2	1	—	—	—	—
4217	Hardware, plumb & heating equip & sup whsle . . . . .	194	1 700	6 934	18	7	5	3	2	1	—	—	—	—
42171	Hardware whsle . . . . .	105	819	3 743	9	3	3	2	—	1	—	—	—	—
421710	Hardware whsle . . . . .	105	819	3 743	9	3	3	2	—	1	—	—	—	—
4218	Machinery, equipment & supplies whsle . . . . .	1 002	8 815	35 209	79	32	17	17	10	2	1	—	—	—
42183	Industrial machinery & equipment whsle . . . . .	536	4 739	18 991	46	20	11	8	6	—	1	—	—	—
421830	Industrial machinery & equipment whsle . . . . .	536	4 739	18 991	46	20	11	8	6	—	1	—	—	—
42184	Industrial supplies whsle . . . . .	278	2 254	8 833	16	6	2	5	1	2	—	—	—	—
421840	Industrial supplies whsle . . . . .	278	2 254	8 833	16	6	2	5	1	2	—	—	—	—
4219	Miscellaneous durable goods whsle . . . . .	301	2 377	10 078	29	18	5	2	3	1	—	—	—	—
42193	Recyclable material whsle . . . . .	167	1 170	4 808	11	5	2	2	1	1	—	—	—	—
421930	Recyclable material whsle . . . . .	167	1 170	4 808	11	5	2	2	1	1	—	—	—	—
422	Wholesale trade, nondurable goods . . . . .	2 796	20 969	86 821	137	50	27	26	17	11	6	—	—	—
4221	Paper & paper product whsle . . . . .	265	2 434	10 015	20	6	5	6	2	1	—	—	—	—
42212	Stationery & office supplies whsle . . . . .	205	1 872	7 812	14	5	3	3	2	1	—	—	—	—
422120	Stationery & office supplies whsle . . . . .	205	1 872	7 812	14	5	3	3	2	1	—	—	—	—
4222	Drugs & druggists' sundries whsle . . . . .	262	1 839	7 605	7	2	—	1	3	—	1	—	—	—
42221	Drugs & druggists' sundries whsle . . . . .	262	1 839	7 605	7	2	—	1	3	—	1	—	—	—
422210	Drugs & druggists' sundries whsle . . . . .	262	1 839	7 605	7	2	—	1	3	—	1	—	—	—
4224	Grocery & related product whsle . . . . .	965	6 704	28 457	28	9	2	7	5	2	3	—	—	—
42241	General line grocery whsle . . . . .	(E)	(D)	(D)	4	1	—	1	1	—	1	—	—	—
42242	Packaged frozen food whsle . . . . .	(C)	(D)	(D)	2	—	—	—	1	—	1	—	—	—
42245	Confectionery whsle . . . . .	126	449	1 360	6	2	2	1	—	1	—	—	—	—
422450	Confectionery whsle . . . . .	126	449	1 360	6	2	2	1	—	1	—	—	—	—
42249	Other grocery & related products whsle . . . . .	355	2 514	10 901	14	6	—	3	3	1	1	—	—	—
422490	Other grocery & related products whsle . . . . .	355	2 514	10 901	14	6	—	3	3	1	1	—	—	—
4226	Chemical & allied products whsle . . . . .	336	3 020	11 924	35	17	10	3	4	1	—	—	—	—
42261	Plastics materials & basic forms, shapes whsle . . . . .	133	1 071	4 264	12	5	3	1	3	—	—	—	—	—
422610	Plastics materials & basic forms, shapes whsle . . . . .	133	1 071	4 264	12	5	3	1	3	—	—	—	—	—
42269	Other chemical & allied products whsle . . . . .	203	1 949	7 660	23	12	7	2	1	1	—	—	—	—
422690	Other chemical & allied products whsle . . . . .	203	1 949	7 660	23	12	7	2	1	1	—	—	—	—
4227	Petroleum & petroleum products whsle . . . . .	129	885	4 059	11	4	2	4	1	—	—	—	—	—
42271	Petroleum bulk stations & terminals . . . . .	(C)	(D)	(D)	10	3	2	4	1	—	—	—	—	—
4228	Beer, wine, distilled alcoholic beverage whsle . . . . .	317	2 960	12 227	4	—	—	—	—	3	1	—	—	—
42281	Beer & ale whsle . . . . .	(C)	(D)	(D)	2	—	—	—	—	2	—	—	—	—
42282	Wine & distilled alcoholic beverage whsle . . . . .	(C)	(D)	(D)	2	—	—	—	—	1	—	—	—	—
4229	Miscellaneous nondurable goods whsle . . . . .	429	2 513	9 682	24	9	6	3	2	3	1	—	—	—
42292	Book, periodical & newspaper whsle . . . . .	(C)	(D)	(D)	4	2	—	—	1	1	—	—	—	—
42294	Tobacco & tobacco product whsle . . . . .	(C)	(D)	(D)	2	—	—	—	—	—	1	—	—	—
42299	Other miscellaneous nondurable goods whsle . . . . .	135	985	3 554	9	5	2	—	—	2	—	—	—	—
422990	Other miscellaneous nondurable goods whsle . . . . .	135	985	3 554	9	5	2	—	—	2	—	—	—	—

See footnotes at end of table.

**Table 6. Counties—Employees, Payroll, and Establishments by Industry: 2000—Con.**

[Excludes most government employees, railroad employees, and self-employed persons. Size class 1 to 4 includes establishments with payroll, but no employees, during mid-March pay period. (D) denotes figures withheld to avoid disclosing data for individual companies; the data are included in broader industry totals. Detailed industries with 100 or more employees are shown if industry was not a (D). For explanation of terms, abbreviations, and data reliability/comparability, see introductory text]

NAICS code	Industry	Number of employees for week including March 12	Payroll (\$1,000)		Total number of establishments	Number of establishments by employment-size class								
			First quarter	Annual		1 to 4	5 to 9	10 to 19	20 to 49	50 to 99	100 to 249	250 to 499	500 to 999	1,000 or more
<b>ST. JOSEPH—Con.</b>														
<b>44-45</b>	<b>Retail trade</b>	<b>17 676</b>	<b>73 978</b>	<b>313 241</b>	<b>1 030</b>	<b>380</b>	<b>281</b>	<b>191</b>	<b>118</b>	<b>26</b>	<b>25</b>	<b>8</b>	<b>1</b>	<b>-</b>
441	Motor vehicle & parts dealers	1 935	14 369	61 422	113	46	29	14	15	5	4	-	-	-
4411	Automobile dealers	1 329	11 314	48 798	54	27	10	1	7	5	4	-	-	-
44111	New car dealers	1 212	10 519	45 516	19	2	1	-	7	5	4	-	-	-
441110	New car dealers	1 212	10 519	45 516	19	2	1	-	7	5	4	-	-	-
44112	Used car dealers	117	795	3 282	35	25	9	1	-	-	-	-	-	-
441120	Used car dealers	117	795	3 282	35	25	9	1	-	-	-	-	-	-
4413	Automotive parts, accessories & tire stores	554	2 755	11 198	52	17	15	12	8	-	-	-	-	-
44131	Automotive parts, accessories & tire stores	330	1 483	5 701	34	13	9	8	4	-	-	-	-	-
441310	Automotive parts, accessories & tire stores	330	1 483	5 701	34	13	9	8	4	-	-	-	-	-
44132	Tire dealers	224	1 272	5 497	18	4	6	4	4	-	-	-	-	-
441320	Tire dealers	224	1 272	5 497	18	4	6	4	4	-	-	-	-	-
442	Furniture & home furnishing stores	575	2 940	12 075	64	27	15	17	4	1	-	-	-	-
4421	Furniture stores	291	1 797	7 299	30	10	8	10	1	1	-	-	-	-
44211	Furniture stores	291	1 797	7 299	30	10	8	10	1	1	-	-	-	-
442110	Furniture stores	291	1 797	7 299	30	10	8	10	1	1	-	-	-	-
4422	Home furnishings stores	284	1 143	4 776	34	17	7	7	3	-	-	-	-	-
44221	Floor covering stores	100	479	2 186	16	9	4	2	1	-	-	-	-	-
442210	Floor covering stores	100	479	2 186	16	9	4	2	1	-	-	-	-	-
44229	Other home furnishings stores	184	664	2 590	18	8	3	5	2	-	-	-	-	-
443	Electronics & appliance stores	607	3 027	12 298	47	21	14	5	5	1	1	-	-	-
4431	Electronics & appliance stores	607	3 027	12 298	47	21	14	5	5	1	1	-	-	-
44311	Appliance, TV & all other electronics stores	477	2 069	8 397	30	14	8	3	3	1	1	-	-	-
443111	Household appliance stores	112	545	2 177	11	6	1	2	2	-	-	-	-	-
443112	Radio, television & other electronics stores	365	1 524	6 220	19	8	7	1	1	1	1	-	-	-
444	Bldg material & garden equip & supp dealers	1 599	9 684	40 875	99	37	26	16	16	-	4	-	-	-
4441	Building material & supplies dealers	1 454	9 196	38 605	81	27	23	13	14	-	4	-	-	-
44411	Home centers (E)	-	(D)	(D)	4	-	1	-	-	-	3	-	-	-
44413	Hardware stores	151	391	1 560	14	4	5	2	3	-	-	-	-	-
444130	Hardware stores	151	391	1 560	14	4	5	2	3	-	-	-	-	-
44419	Other building material dealers	746	6 340	26 354	51	19	10	10	11	-	1	-	-	-
444190	Other building material dealers	746	6 340	26 354	51	19	10	10	11	-	1	-	-	-
4442	Lawn & garden equip & supplies stores	145	488	2 270	18	10	3	3	2	-	-	-	-	-
44422	Nursery & garden centers	115	361	1 636	8	1	3	2	2	-	-	-	-	-
444220	Nursery & garden centers	115	361	1 636	8	1	3	2	2	-	-	-	-	-
445	Food & beverage stores	2 900	9 195	37 412	124	46	28	19	15	7	8	1	-	-
4451	Grocery stores	2 610	8 176	33 064	70	15	12	17	10	7	8	1	-	-
44511	Grocery (except convenience) stores	2 425	7 649	30 820	55	13	7	13	6	7	8	1	-	-
445110	Grocery (except convenience) stores	2 425	7 649	30 820	55	13	7	13	6	7	8	1	-	-
44512	Convenience stores	185	527	2 244	15	2	5	4	4	-	-	-	-	-
445120	Convenience stores	185	527	2 244	15	2	5	4	4	-	-	-	-	-
4452	Specialty food stores	112	443	1 931	30	22	6	-	2	-	-	-	-	-
44529	Other specialty food stores	101	396	1 724	27	20	5	-	2	-	-	-	-	-
4453	Beer, wine & liquor stores	178	576	2 417	24	9	10	2	3	-	-	-	-	-
44531	Beer, wine & liquor stores	178	576	2 417	24	9	10	2	3	-	-	-	-	-
445310	Beer, wine & liquor stores	178	576	2 417	24	9	10	2	3	-	-	-	-	-
446	Health & personal care stores	1 221	5 846	24 423	75	20	20	15	17	2	1	-	-	-
4461	Health & personal care stores	1 221	5 846	24 423	75	20	20	15	17	2	1	-	-	-
44611	Pharmacies & drug stores	791	4 018	16 670	39	5	6	13	13	2	-	-	-	-
446110	Pharmacies & drug stores	791	4 018	16 670	39	5	6	13	13	2	-	-	-	-
44612	Cosmetics, beauty supplies & perfume stores	108	196	943	11	4	5	-	2	-	-	-	-	-
446120	Cosmetics, beauty supplies & perfume stores	108	196	943	11	4	5	-	2	-	-	-	-	-
44619	Other health & personal care stores	225	1 146	4 664	13	7	4	-	1	-	1	-	-	-
447	Gasoline stations	811	2 794	11 321	82	22	23	28	9	-	-	-	-	-
4471	Gasoline stations	811	2 794	11 321	82	22	23	28	9	-	-	-	-	-
44711	Gasoline stations with convenience stores	605	1 868	7 708	62	13	20	23	6	-	-	-	-	-
447110	Gasoline stations with convenience stores	605	1 868	7 708	62	13	20	23	6	-	-	-	-	-
44719	Other gasoline stations	206	926	3 613	20	9	3	5	3	-	-	-	-	-
447190	Other gasoline stations	206	926	3 613	20	9	3	5	3	-	-	-	-	-
448	Clothing & clothing accessories stores	1 234	3 462	15 083	145	48	58	25	12	2	-	-	-	-
4481	Clothing stores	763	1 936	8 885	79	23	28	17	9	2	-	-	-	-
44812	Women's clothing stores	248	548	2 650	29	8	12	4	5	-	-	-	-	-
448120	Women's clothing stores	248	548	2 650	29	8	12	4	5	-	-	-	-	-
44814	Family clothing stores	276	641	3 211	18	5	3	5	3	2	-	-	-	-
448140	Family clothing stores	276	641	3 211	18	5	3	5	3	2	-	-	-	-
4482	Shoe stores	251	672	2 721	32	12	13	5	2	-	-	-	-	-
44821	Shoe stores	251	672	2 721	32	12	13	5	2	-	-	-	-	-
448210	Shoe stores	251	672	2 721	32	12	13	5	2	-	-	-	-	-
4483	Jewelry, luggage & leather goods stores	220	854	3 477	34	13	17	3	1	-	-	-	-	-
44831	Jewelry stores (C)	(D)	(D)	(D)	33	13	16	3	1	-	-	-	-	-
451	Sporting goods, hobby, book & music stores	856	2 460	10 581	73	33	13	18	6	2	1	-	-	-
4511	Sporting goods, hobby, musical instrument stores	394	1 412	6 272	50	26	9	11	4	-	-	-	-	-
45111	Sporting goods stores	174	677	2 923	28	18	5	4	1	-	-	-	-	-
451110	Sporting goods stores	174	677	2 923	28	18	5	4	1	-	-	-	-	-
45112	Hobby, toy & game stores	151	470	2 154	13	6	1	3	3	-	-	-	-	-
451120	Hobby, toy & game stores	151	470	2 154	13	6	1	3	3	-	-	-	-	-
4512	Book, periodical & music stores	462	1 048	4 309	23	7	4	7	2	2	1	-	-	-
45121	Book stores & news dealers	345	773	3 169	15	5	1	5	2	1	1	-	-	-
451211	Book stores	345	773	3 169	15	5	1	5	2	1	1	-	-	-
45122	Prerecorded tape, CD & record stores	117	275	1 140	8	2	3	2	-	1	-	-	-	-
451220	Prerecorded tape, CD & record stores	117	275	1 140	8	2	3	2	-	1	-	-	-	-

See footnotes at end of table.

**Table 6. Counties—Employees, Payroll, and Establishments by Industry: 2000—Con.**

[Excludes most government employees, railroad employees, and self-employed persons. Size class 1 to 4 includes establishments with payroll, but no employees, during mid-March pay period. (D) denotes figures withheld to avoid disclosing data for individual companies; the data are included in broader industry totals. Detailed industries with 100 or more employees are shown if industry was not a (D). For explanation of terms, abbreviations, and data reliability/comparability, see introductory text]

NAICS code	Industry	Number of employees for week including March 12	Payroll (\$1,000)		Total number of establishments	Number of establishments by employment-size class									
			First quarter	Annual		1 to 4	5 to 9	10 to 19	20 to 49	50 to 99	100 to 249	250 to 499	500 to 999	1,000 or more	
<b>ST. JOSEPH—Con.</b>															
<b>44-45 Retail trade—Con.</b>															
452	General merchandise stores .....	4 509	15 141	65 659	37	5	8	3	2	5	6	7	1	—	
4521	Department stores .....	2 662	9 298	39 468	16	1	—	—	—	5	5	5	—	—	
45211	Department stores .....	2 662	9 298	39 468	16	1	—	—	—	5	5	5	—	—	
452110	Department stores .....	2 662	9 298	39 468	16	1	—	—	—	5	5	5	—	—	
4529	Other general merchandise stores .....	1 847	5 843	26 191	21	4	8	3	2	—	1	2	1	—	
45291	Warehouse clubs & superstores .....	(G)	(D)	(D)	4	—	—	—	—	—	1	2	1	—	
45299	All other general merchandise stores .....	(C)	(D)	(D)	17	4	8	3	2	—	—	—	—	—	
453	Miscellaneous store retailers .....	1 163	3 675	16 352	133	55	37	26	14	1	—	—	—	—	
4531	Florists .....	183	413	1 771	26	10	7	8	1	—	—	—	—	—	
45311	Florists .....	183	413	1 771	26	10	7	8	1	—	—	—	—	—	
453110	Florists .....	183	413	1 771	26	10	7	8	1	—	—	—	—	—	
4532	Office supplies, stationery & gift stores .....	388	1 046	4 410	41	15	10	11	5	—	—	—	—	—	
45321	Office supplies & stationery stores .....	117	450	1 864	7	3	1	—	3	—	—	—	—	—	
453210	Office supplies & stationery stores .....	117	450	1 864	7	3	1	—	3	—	—	—	—	—	
45322	Gift, novelty & souvenir stores .....	271	596	2 546	34	12	9	11	2	—	—	—	—	—	
453220	Gift, novelty & souvenir stores .....	271	596	2 546	34	12	9	11	2	—	—	—	—	—	
4533	Used merchandise stores .....	117	352	1 460	17	8	6	2	1	—	—	—	—	—	
45331	Used merchandise stores .....	117	352	1 460	17	8	6	2	1	—	—	—	—	—	
453310	Used merchandise stores .....	117	352	1 460	17	8	6	2	1	—	—	—	—	—	
4539	Other miscellaneous store retailers .....	475	1 864	8 711	49	22	14	5	7	1	—	—	—	—	
45399	All other miscellaneous store retailers .....	380	1 462	6 897	42	21	11	4	5	1	—	—	—	—	
453991	Tobacco stores .....	140	420	1 819	18	9	5	2	2	—	—	—	—	—	
453998	All other misc store retailers (exc tobacco) ..	240	1 042	5 078	24	12	6	2	3	1	—	—	—	—	
454	Nonstore retailers .....	266	1 385	5 740	38	20	10	5	3	—	—	—	—	—	
4543	Direct selling establishments .....	138	598	2 407	26	15	7	3	1	—	—	—	—	—	
45439	Other direct selling establishments .....	111	406	1 695	23	15	5	2	1	—	—	—	—	—	
454390	Other direct selling establishments .....	111	406	1 695	23	15	5	2	1	—	—	—	—	—	
<b>48-49 Transportation &amp; warehousing .....</b>															
481	Air transportation .....	(C)	(D)	(D)	11	4	—	5	2	—	—	—	—	—	
4811	Scheduled air transportation .....	126	1 098	3 018	9	2	—	5	2	—	—	—	—	—	
48111	Scheduled air transportation .....	126	1 098	3 018	9	2	—	5	2	—	—	—	—	—	
481111	Scheduled passenger air transportation .....	126	1 098	3 018	9	2	—	5	2	—	—	—	—	—	
484	Truck transportation .....	2 142	20 393	84 655	92	36	12	17	18	5	2	2	—	—	
4841	General freight trucking .....	1 778	18 159	76 078	57	22	6	10	10	5	2	2	—	—	
48411	General freight trucking, local .....	111	888	4 147	16	10	1	4	1	—	—	—	—	—	
484110	General freight trucking, local .....	111	888	4 147	16	10	1	4	1	—	—	—	—	—	
48412	General freight trucking, long-distance .....	1 667	17 271	71 931	41	12	5	6	9	5	2	2	—	—	
484121	General freight trucking, long-distance, TL ..	604	5 290	22 792	26	11	3	4	5	2	1	—	—	—	
484122	General freight trucking, long-distance, LTL .....	1 063	11 981	49 139	15	1	2	2	4	3	1	2	—	—	
4842	Specialized freight trucking .....	364	2 234	8 577	35	14	6	7	8	—	—	—	—	—	
48421	Used household & office goods moving .....	112	651	3 048	8	1	3	—	4	—	—	—	—	—	
484210	Used household & office goods moving .....	112	651	3 048	8	1	3	—	4	—	—	—	—	—	
48422	Specialized freight (exc used) trucking, local ..	151	791	2 814	17	7	3	5	2	—	—	—	—	—	
484220	Specialized freight (exc used) trucking, local ..	151	791	2 814	17	7	3	5	2	—	—	—	—	—	
48423	Specialized freight (exc used) trucking, LDist ..	101	792	2 715	10	6	—	2	2	—	—	—	—	—	
484230	Specialized freight (exc used) trucking, LDist ..	101	792	2 715	10	6	—	2	2	—	—	—	—	—	
485	Transit & ground passenger transportation .....	317	1 597	7 677	9	3	1	3	—	—	2	—	—	—	
4854	School & employee bus transportation .....	(C)	(D)	(D)	2	1	—	—	—	—	1	—	—	—	
48541	School & employee bus transportation .....	(C)	(D)	(D)	2	1	—	—	—	—	1	—	—	—	
4859	Oth transit & ground passenger transportation ..	(C)	(D)	(D)	3	—	—	2	—	—	1	—	—	—	
48599	Oth transit & ground passenger transportation ..	(C)	(D)	(D)	3	—	—	2	—	—	1	—	—	—	
492	Couriers & messengers .....	389	2 313	10 223	18	9	1	5	1	1	1	—	—	—	
4921	Couriers .....	362	2 221	9 789	9	2	1	3	1	1	1	—	—	—	
49211	Couriers .....	362	2 221	9 789	9	2	1	3	1	1	1	—	—	—	
492110	Couriers .....	362	2 221	9 789	9	2	1	3	1	1	1	—	—	—	
<b>51 Information .....</b>															
511	Publishing industries .....	1 029	7 691	32 054	28	18	9	4	1	2	1	—	1	—	
5111	Newspaper, periodical, book, database publishers .....	(F)	(D)	(D)	22	14	1	3	1	2	—	—	1	—	
51111	Newspaper publishers .....	(F)	(D)	(D)	6	3	1	—	—	1	—	—	1	—	
5112	Software publishers .....	(C)	(D)	(D)	6	4	—	1	—	—	1	—	—	—	
51121	Software publishers .....	(C)	(D)	(D)	6	4	—	1	—	—	1	—	—	—	
512	Motion picture & sound recording industries .....	292	396	1 485	12	5	1	1	4	—	1	—	—	—	
5121	Motion picture & video industries .....	(E)	(D)	(D)	11	5	—	1	4	—	1	—	—	—	
51213	Motion picture & video exhibition .....	272	325	1 142	7	1	—	1	4	—	1	—	—	—	
512131	Motion picture theaters (except drive-ins) ..	272	325	1 142	7	1	—	1	4	—	1	—	—	—	
513	Broadcasting & telecommunications .....	1 382	13 874	57 584	56	32	6	7	3	3	5	—	—	—	
5131	Radio & television broadcasting .....	(E)	(D)	(D)	7	3	—	1	—	1	2	—	—	—	
51312	Television broadcasting .....	(E)	(D)	(D)	2	—	—	—	—	—	2	—	—	—	
5132	Cable networks & program distribution .....	(C)	(D)	(D)	3	1	—	—	1	—	1	—	—	—	
51322	Cable & other program distribution .....	(C)	(D)	(D)	2	1	—	—	—	—	1	—	—	—	
5133	Telecommunications .....	777	9 029	35 364	46	28	6	6	2	2	2	—	—	—	
51331	Wired telecommunications carriers .....	593	7 078	27 409	33	20	4	5	2	—	2	—	—	—	
513310	Wired telecommunications carriers .....	593	7 078	27 409	33	20	4	5	2	—	2	—	—	—	
51332	Wireless telecom carriers (exc satellite) .....	178	1 919	7 783	7	2	2	1	—	2	—	—	—	—	

See footnotes at end of table.



**Table 6. Counties—Employees, Payroll, and Establishments by Industry: 2000—Con.**

[Excludes most government employees, railroad employees, and self-employed persons. Size class 1 to 4 includes establishments with payroll, but no employees, during mid-March pay period. (D) denotes figures withheld to avoid disclosing data for individual companies; the data are included in broader industry totals. Detailed industries with 100 or more employees are shown if industry was not a (D). For explanation of terms, abbreviations, and data reliability/comparability, see introductory text]

NAICS code	Industry	Number of employees for week including March 12	Payroll (\$1,000)		Total number of establishments	Number of establishments by employment-size class								
			First quarter	Annual		1 to 4	5 to 9	10 to 19	20 to 49	50 to 99	100 to 249	250 to 499	500 to 999	1,000 or more
<b>ST. JOSEPH—Con.</b>														
<b>51 Information—Con.</b>														
514	Information & data processing services .....	467	3 890	18 449	16	8	1	3	1	2	1	—	—	—
5141	Information services .....	199	1 081	6 390	9	5	—	2	—	2	—	—	—	—
51419	Other information services .....	(C)	(D)	(D)	8	5	—	2	—	1	—	—	—	—
5142	Data processing services .....	268	2 809	12 059	7	3	1	1	1	—	1	—	—	—
51421	Data processing services .....	268	2 809	12 059	7	3	1	1	1	—	1	—	—	—
514210	Data processing services .....	268	2 809	12 059	7	3	1	1	1	—	1	—	—	—
<b>52</b>	<b>Finance &amp; insurance .....</b>	<b>4 924</b>	<b>44 476</b>	<b>174 081</b>	<b>439</b>	<b>244</b>	<b>105</b>	<b>45</b>	<b>31</b>	<b>7</b>	<b>4</b>	<b>2</b>	<b>1</b>	<b>—</b>
522	Credit intermediation & related activities .....	2 846	22 685	91 901	183	58	71	31	12	5	4	2	—	—
5221	Depository credit intermediation .....	2 013	14 539	59 326	109	26	45	19	10	5	3	1	—	—
52211	Commercial banking .....	1 235	9 507	40 207	69	16	33	11	3	4	1	1	—	—
522110	Commercial banking .....	1 235	9 507	40 207	69	16	33	11	3	4	1	1	—	—
52212	Savings institutions .....	244	1 533	6 379	12	1	5	4	1	—	1	—	—	—
522120	Savings institutions .....	244	1 533	6 379	12	1	5	4	1	—	1	—	—	—
52213	Credit unions .....	534	3 499	12 740	28	9	7	4	6	1	1	—	—	—
522130	Credit unions .....	534	3 499	12 740	28	9	7	4	6	1	1	—	—	—
5222	Nondepository credit intermediation .....	697	7 153	28 799	51	22	18	7	2	—	1	1	—	—
52229	Other nondepository credit intermediation .....	643	6 617	26 131	42	17	15	7	1	—	1	1	—	—
522291	Consumer lending .....	356	4 195	17 458	16	8	6	1	—	—	—	1	—	—
522292	Real estate credit .....	246	2 065	7 494	19	6	7	4	1	—	1	—	—	—
5223	Activities related to credit intermediation .....	136	993	3 776	23	10	8	5	—	—	—	—	—	—
523	Security, commodity contracts & like activity .....	(E)	(D)	(D)	52	39	5	2	6	—	—	—	—	—
5231	Secrty & comdty contracts intermed & brokerage .....	(C)	(D)	(D)	30	22	2	1	5	—	—	—	—	—
52312	Securities brokerage .....	207	5 954	17 651	27	21	—	1	5	—	—	—	—	—
523120	Securities brokerage .....	207	5 954	17 651	27	21	—	1	5	—	—	—	—	—
524	Insurance carriers & related activities .....	1 749	14 309	57 857	200	144	29	12	12	2	—	—	1	—
5241	Insurance carriers .....	1 158	9 958	38 844	48	24	6	6	10	1	—	—	1	—
52411	Direct life, health, medical insurance carriers .....	335	4 136	14 710	24	10	3	4	6	1	—	—	—	—
52412	Other direct insurance carriers .....	823	5 822	24 134	24	14	3	2	4	—	—	—	1	—
5242	Agencies & other insurance related activities .....	591	4 351	19 013	152	120	23	6	2	1	—	—	—	—
52421	Insurance agencies & brokerages .....	442	2 881	12 883	135	110	18	5	2	—	—	—	—	—
524210	Insurance agencies & brokerages .....	442	2 881	12 883	135	110	18	5	2	—	—	—	—	—
52429	Other insurance related activities .....	149	1 470	6 130	17	10	5	1	—	1	—	—	—	—
<b>53</b>	<b>Real estate &amp; rental &amp; leasing .....</b>	<b>1 434</b>	<b>7 812</b>	<b>34 126</b>	<b>204</b>	<b>116</b>	<b>54</b>	<b>22</b>	<b>9</b>	<b>2</b>	<b>1</b>	<b>—</b>	<b>—</b>	<b>—</b>
531	Real estate .....	906	4 778	21 627	131	86	26	12	4	2	1	—	—	—
5311	Lessors of real estate .....	432	1 633	8 160	59	41	10	5	2	—	1	—	—	—
53111	Lessors of residential buildings & dwellings .....	323	1 182	5 829	25	14	6	3	1	—	1	—	—	—
531110	Lessors of residential buildings & dwellings .....	323	1 182	5 829	25	14	6	3	1	—	1	—	—	—
5312	Offices of real estate agents & brokers .....	155	962	4 328	32	20	7	3	2	—	—	—	—	—
53121	Offices of real estate agents & brokers .....	155	962	4 328	32	20	7	3	2	—	—	—	—	—
531210	Offices of real estate agents & brokers .....	155	962	4 328	32	20	7	3	2	—	—	—	—	—
5313	Activities related to real estate .....	319	2 183	9 139	40	25	9	4	—	2	—	—	—	—
53131	Real estate property managers .....	198	1 239	5 144	20	8	7	4	—	1	—	—	—	—
531311	Residential property managers .....	145	919	3 764	14	6	5	2	—	1	—	—	—	—
53132	Offices of real estate appraisers .....	113	892	3 786	16	14	1	—	—	1	—	—	—	—
531320	Offices of real estate appraisers .....	113	892	3 786	16	14	1	—	—	1	—	—	—	—
532	Rental & leasing services .....	528	3 034	12 499	73	30	28	10	5	—	—	—	—	—
5321	Automotive equipment rental & leasing .....	134	873	3 537	18	9	5	2	2	—	—	—	—	—
5322	Consumer goods rental .....	227	876	3 905	38	16	17	4	1	—	—	—	—	—
53223	Video tape & disc rental .....	142	439	1 853	22	7	11	4	—	—	—	—	—	—
532230	Video tape & disc rental .....	142	439	1 853	22	7	11	4	—	—	—	—	—	—
5324	Commercial, industrial equip rental & leasing .....	110	935	3 571	10	4	2	2	2	—	—	—	—	—
<b>54</b>	<b>Professional, scientific &amp; technical services .....</b>	<b>5 251</b>	<b>46 165</b>	<b>191 699</b>	<b>583</b>	<b>384</b>	<b>87</b>	<b>53</b>	<b>45</b>	<b>6</b>	<b>6</b>	<b>2</b>	<b>—</b>	<b>—</b>
541	Professional, scientific & technical services .....	5 251	46 165	191 699	583	384	87	53	45	6	6	2	—	—
5411	Legal services .....	842	6 665	27 377	143	104	20	9	8	2	—	—	—	—
54111	Offices of lawyers .....	(F)	(D)	(D)	138	103	19	9	6	1	—	—	—	—
54119	Other legal services .....	(C)	(D)	(D)	5	1	1	—	2	1	—	—	—	—
5412	Accounting, tax prep, bookkeep, payroll services .....	1 088	9 737	32 112	79	51	13	6	6	1	1	1	—	—
54121	Accounting, tax prep, bookkeep, payroll services .....	1 088	9 737	32 112	79	51	13	6	6	1	1	1	—	—
541211	Offices of certified public accountants .....	624	6 500	24 896	42	27	8	4	2	—	—	1	—	—
541219	Other accounting services .....	105	2 327	4 662	20	15	3	—	2	—	—	—	—	—
5413	Architectural, engineering & related services .....	943	8 515	39 132	96	53	13	17	10	1	2	—	—	—
54131	Architectural services .....	190	1 742	8 396	16	7	4	4	—	—	1	—	—	—
541310	Architectural services .....	190	1 742	8 396	16	7	4	4	—	—	1	—	—	—
54133	Engineering services .....	531	5 135	23 359	51	28	5	10	7	—	1	—	—	—
541330	Engineering services .....	531	5 135	23 359	51	28	5	10	7	—	1	—	—	—
5415	Computer systems design & related services .....	656	8 477	42 917	60	43	7	2	5	1	2	—	—	—
54151	Computer systems design & related services .....	656	8 477	42 917	60	43	7	2	5	1	2	—	—	—
541511	Custom computer programming services .....	164	2 070	8 200	25	18	4	—	2	1	—	—	—	—
541512	Computer systems design services .....	400	5 516	30 660	20	13	2	1	2	—	2	—	—	—
5416	Management, sci & tech consulting services .....	788	7 054	24 448	72	54	10	4	2	—	1	1	—	—
54161	Management consulting services .....	685	6 065	19 484	48	36	8	1	1	—	1	1	—	—
541611	Admin & gen management consulting services .....	610	5 427	16 362	21	15	3	—	1	—	1	1	—	—
5418	Advertising & related services .....	349	3 247	14 500	34	18	6	4	5	1	—	—	—	—
54181	Advertising agencies .....	197	1 910	8 907	17	8	2	3	4	—	—	—	—	—
541810	Advertising agencies .....	197	1 910	8 907	17	8	2	3	4	—	—	—	—	—

See footnotes at end of table.

**Table 6. Counties—Employees, Payroll, and Establishments by Industry: 2000—Con.**

[Excludes most government employees, railroad employees, and self-employed persons. Size class 1 to 4 includes establishments with payroll, but no employees, during mid-March pay period. (D) denotes figures withheld to avoid disclosing data for individual companies; the data are included in broader industry totals. Detailed industries with 100 or more employees are shown if industry was not a (D). For explanation of terms, abbreviations, and data reliability/comparability, see introductory text]

NAICS code	Industry	Number of employees for week including March 12	Payroll (\$1,000)		Total number of establishments	Number of establishments by employment-size class								
			First quarter	Annual		1 to 4	5 to 9	10 to 19	20 to 49	50 to 99	100 to 249	250 to 499	500 to 999	1,000 or more
<b>ST. JOSEPH—Con.</b>														
<b>54</b>	<b>Professional, scientific &amp; technical services—Con.</b>													
541	Professional, scientific & technical services—Con.													
5419	Oth professional, scientific, technical services ..	518	2 023	9 297	75	42	15	9	9	—	—	—	—	—
54194	Veterinary services .....	379	1 510	6 811	28	6	6	7	9	—	—	—	—	—
541940	Veterinary services .....	379	1 510	6 811	28	6	6	7	9	—	—	—	—	—
<b>55</b>	<b>Management of companies &amp; enterprises .</b>	<b>3 679</b>	<b>55 026</b>	<b>216 561</b>	<b>44</b>	<b>9</b>	<b>8</b>	<b>7</b>	<b>7</b>	<b>4</b>	<b>5</b>	<b>2</b>	<b>2</b>	<b>—</b>
551	Management of companies & enterprises .....	3 679	55 026	216 561	44	9	8	7	7	4	5	2	2	—
5511	Management of companies & enterprises .....	3 679	55 026	216 561	44	9	8	7	7	4	5	2	2	—
55111	Management of companies & enterprises .....	3 679	55 026	216 561	44	9	8	7	7	4	5	2	2	—
551114	Corp, subsidiary & regional managing offices .....	3 580	51 417	203 543	36	5	6	6	7	3	5	2	2	—
<b>56</b>	<b>Admin, support, waste mgt, remediation services .....</b>	<b>6 337</b>	<b>32 977</b>	<b>151 587</b>	<b>301</b>	<b>127</b>	<b>64</b>	<b>41</b>	<b>36</b>	<b>16</b>	<b>15</b>	<b>2</b>	<b>—</b>	<b>—</b>
561	Administrative & support services .....	6 154	31 367	144 876	288	124	60	36	36	15	15	2	—	—
5611	Office administrative services .....	521	4 253	15 705	10	6	2	—	—	—	1	1	—	—
56111	Office administrative services .....	521	4 253	15 705	10	6	2	—	—	—	1	1	—	—
561110	Office administrative services .....	521	4 253	15 705	10	6	2	—	—	—	1	1	—	—
5613	Employment services .....	2 326	13 848	71 214	46	16	4	2	8	8	7	1	—	—
56131	Employment placement agencies .....	143	1 214	6 420	15	8	3	1	3	—	—	—	—	—
561310	Employment placement agencies .....	143	1 214	6 420	15	8	3	1	3	—	—	—	—	—
56132	Temporary help services .....	1 531	6 992	31 432	25	7	—	1	4	6	7	—	—	—
561320	Temporary help services .....	1 531	6 992	31 432	25	7	—	1	4	6	7	—	—	—
56133	Employee leasing services .....	652	5 642	33 362	6	1	1	—	1	2	—	1	—	—
561330	Employee leasing services .....	652	5 642	33 362	6	1	1	—	1	2	—	1	—	—
5614	Business support services .....	598	3 354	14 398	29	11	6	2	7	2	1	—	—	—
56144	Collection agencies .....	(C)	(D)	(D)	5	—	4	—	—	—	1	—	—	—
56149	Other business support services .....	120	618	2 875	7	4	1	—	—	2	—	—	—	—
561499	All other business support services .....	113	563	2 693	3	—	1	—	—	2	—	—	—	—
5615	Travel arrangement & reservation services .....	(C)	(D)	(D)	23	8	9	3	3	—	—	—	—	—
56151	Travel agencies .....	185	870	3 675	20	6	8	3	3	—	—	—	—	—
561510	Travel agencies .....	185	870	3 675	20	6	8	3	3	—	—	—	—	—
5616	Investigation & security services .....	660	2 600	10 670	25	6	4	6	4	3	2	—	—	—
56161	Investigation, guard & armored car services ..	556	1 902	7 729	16	3	1	4	4	2	—	—	—	—
561612	Security guards & patrol services .....	263	746	3 483	8	2	—	3	1	1	1	—	—	—
56162	Security systems services .....	104	698	2 941	9	3	3	2	—	1	—	—	—	—
5617	Services to buildings & dwellings .....	1 437	4 110	20 397	137	70	32	20	11	1	3	—	—	—
56172	Janitorial services .....	912	2 034	8 617	53	21	11	11	7	—	3	—	—	—
561720	Janitorial services .....	912	2 034	8 617	53	21	11	11	7	—	3	—	—	—
56173	Landscaping services .....	401	1 424	8 582	62	35	18	5	3	1	—	—	—	—
561730	Landscaping services .....	401	1 424	8 582	62	35	18	5	3	1	—	—	—	—
5619	Other support services .....	391	2 015	7 560	16	6	3	3	2	1	1	—	—	—
56199	All other support services .....	305	1 433	5 098	10	4	2	2	—	1	1	—	—	—
561990	All other support services .....	305	1 433	5 098	10	4	2	2	—	1	1	—	—	—
562	Waste management & remediation services .....	183	1 610	6 711	13	3	4	5	—	1	—	—	—	—
5622	Waste treatment & disposal .....	113	1 113	4 632	5	2	1	1	—	1	—	—	—	—
56221	Waste treatment & disposal .....	113	1 113	4 632	5	2	1	1	—	1	—	—	—	—
<b>61</b>	<b>Educational services .....</b>	<b>9 020</b>	<b>62 793</b>	<b>254 075</b>	<b>61</b>	<b>26</b>	<b>11</b>	<b>6</b>	<b>9</b>	<b>4</b>	<b>2</b>	<b>—</b>	<b>2</b>	<b>1</b>
611	Educational services .....	9 020	62 793	254 075	61	26	11	6	9	4	2	—	2	1
6111	Elementary & secondary schools .....	500	2 253	8 754	12	3	2	—	3	3	1	—	—	—
61111	Elementary & secondary schools .....	500	2 253	8 754	12	3	2	—	3	3	1	—	—	—
611110	Elementary & secondary schools .....	500	2 253	8 754	12	3	2	—	3	3	1	—	—	—
6112	Junior colleges .....	(C)	(D)	(D)	2	—	—	—	1	—	1	—	—	—
61121	Junior colleges .....	(C)	(D)	(D)	2	—	—	—	1	—	1	—	—	—
6113	Colleges, universities & professional schools ...	(I)	(D)	(D)	4	—	—	—	—	1	—	—	2	1
61131	Colleges, universities & professional schools ...	(I)	(D)	(D)	4	—	—	—	—	1	—	—	2	1
6116	Other schools & instruction .....	175	348	1 771	29	20	2	5	2	—	—	—	—	—
61169	All other schools & instruction .....	102	209	1 071	11	6	1	3	1	—	—	—	—	—
<b>62</b>	<b>Health care and social assistance .....</b>	<b>14 959</b>	<b>110 555</b>	<b>470 105</b>	<b>588</b>	<b>257</b>	<b>139</b>	<b>99</b>	<b>53</b>	<b>17</b>	<b>15</b>	<b>5</b>	<b>1</b>	<b>2</b>
621	Ambulatory health care services .....	4 416	45 428	213 617	376	172	102	64	28	5	3	2	—	—
6211	Offices of physicians .....	1 730	25 594	124 106	153	69	41	26	14	1	2	—	—	—
62111	Offices of physicians .....	1 730	25 594	124 106	153	69	41	26	14	1	2	—	—	—
621111	Offices of physicians (exc mental health) ...	1 679	25 279	122 660	140	61	37	25	14	1	2	—	—	—
6212	Offices of dentists .....	843	7 075	32 928	100	35	34	26	4	1	—	—	—	—
62121	Offices of dentists .....	843	7 075	32 928	100	35	34	26	4	1	—	—	—	—
621210	Offices of dentists .....	843	7 075	32 928	100	35	34	26	4	1	—	—	—	—
6213	Offices of other health practitioners .....	430	2 472	10 330	80	48	21	7	4	—	—	—	—	—
62132	Offices of optometrists .....	120	532	2 260	15	3	8	3	1	—	—	—	—	—
621320	Offices of optometrists .....	120	532	2 260	15	3	8	3	1	—	—	—	—	—
62134	Offices of PT, OT, speech therapy & audiology .....	108	803	3 378	17	12	2	1	2	—	—	—	—	—
621340	Offices of PT, OT, speech therapy & audiology .....	108	803	3 378	17	12	2	1	2	—	—	—	—	—
6215	Medical & diagnostic laboratories .....	(F)	(D)	(D)	17	9	3	1	3	—	—	1	—	—
62151	Medical & diagnostic laboratories .....	(F)	(D)	(D)	17	9	3	1	3	—	—	1	—	—
6216	Home health care services .....	625	3 403	14 362	12	5	1	1	1	2	1	1	—	—
62161	Home health care services .....	625	3 403	14 362	12	5	1	1	1	2	1	1	—	—
621610	Home health care services .....	625	3 403	14 362	12	5	1	1	1	2	1	1	—	—
622	Hospitals .....	(H)	(D)	(D)	6	1	—	—	1	1	—	—	1	2
6221	General medical & surgical hospitals .....	(H)	(D)	(D)	6	1	—	—	1	1	—	—	1	2
62211	General medical & surgical hospitals .....	(H)	(D)	(D)	6	1	—	—	1	1	—	—	1	2

See footnotes at end of table.

**Table 6. Counties—Employees, Payroll, and Establishments by Industry: 2000—Con.**

[Excludes most government employees, railroad employees, and self-employed persons. Size class 1 to 4 includes establishments with payroll, but no employees, during mid-March pay period. (D) denotes figures withheld to avoid disclosing data for individual companies; the data are included in broader industry totals. Detailed industries with 100 or more employees are shown if industry was not a (D). For explanation of terms, abbreviations, and data reliability/comparability, see introductory text]

NAICS code	Industry	Number of employees for week including March 12	Payroll (\$1,000)		Total number of establishments	Number of establishments by employment-size class								
			First quarter	Annual		1 to 4	5 to 9	10 to 19	20 to 49	50 to 99	100 to 249	250 to 499	500 to 999	1,000 or more
<b>ST. JOSEPH—Con.</b>														
<b>62 Health care and social assistance—Con.</b>														
623	Nursing & residential care facilities .....	3 080	14 025	57 120	73	18	12	13	13	7	9	1	—	—
6231	Nursing care facilities .....	1 694	7 661	30 177	17	1	1	2	3	3	6	1	—	—
62311	Nursing care facilities .....	1 694	7 661	30 177	17	1	1	2	3	3	6	1	—	—
623110	Nursing care facilities .....	1 694	7 661	30 177	17	1	1	2	3	3	6	1	—	—
6232	Residential mental retardation, health facil .....	555	2 695	11 033	27	9	2	8	4	3	1	—	—	—
62321	Residential mental retardation facilities .....	(E)	(D)	(D)	21	8	1	6	3	2	1	—	—	—
62322	Residential mental health, subst abuse facil ..	(C)	(D)	(D)	6	1	1	2	1	1	—	—	—	—
6233	Community care facilities for the elderly .....	660	2 640	11 658	20	8	6	—	3	1	2	—	—	—
62331	Community care facilities for the elderly .....	660	2 640	11 658	20	8	6	—	3	1	2	—	—	—
623311	Continuing care retirement communities .....	440	1 641	7 167	5	3	—	—	—	—	2	—	—	—
623312	Homes for the elderly .....	220	999	4 491	15	5	6	—	3	1	—	—	—	—
6239	Other residential care facilities .....	171	1 029	4 252	9	—	3	3	3	—	—	—	—	—
62399	Other residential care facilities .....	171	1 029	4 252	9	—	3	3	3	—	—	—	—	—
623990	Other residential care facilities .....	171	1 029	4 252	9	—	3	3	3	—	—	—	—	—
624	Social assistance .....	(H)	(D)	(D)	133	66	25	22	11	4	3	2	—	—
6241	Individual & family services .....	1 757	6 910	28 716	49	22	9	9	3	1	3	2	—	—
62411	Child & youth services .....	366	1 817	7 679	12	4	4	3	—	—	1	—	—	—
624110	Child & youth services .....	366	1 817	7 679	12	4	4	3	—	—	1	—	—	—
62412	Services for elderly & disabled persons .....	962	2 465	9 989	11	4	2	1	—	—	2	1	—	—
624120	Services for elderly & disabled persons .....	962	2 465	9 989	11	4	2	1	—	—	2	1	—	—
62419	Other individual & family services .....	429	2 628	11 048	26	14	3	5	2	1	1	—	—	—
624190	Other individual & family services .....	429	2 628	11 048	26	14	3	5	2	1	1	—	—	—
6242	Community, emergency & other relief services ..	(C)	(D)	(D)	10	2	1	3	4	—	—	—	—	—
62422	Community housing services .....	(C)	(D)	(D)	7	2	—	2	3	—	—	—	—	—
6244	Child day care services .....	658	1 598	7 049	72	41	14	10	4	3	—	—	—	—
62441	Child day care services .....	658	1 598	7 049	72	41	14	10	4	3	—	—	—	—
624410	Child day care services .....	658	1 598	7 049	72	41	14	10	4	3	—	—	—	—
71	<b>Arts, entertainment &amp; recreation .....</b>	<b>1 052</b>	<b>2 921</b>	<b>12 347</b>	<b>72</b>	<b>35</b>	<b>13</b>	<b>8</b>	<b>9</b>	<b>6</b>	<b>1</b>	—	—	—
711	Performing arts, spectator sports & related industries .....	107	405	1 506	16	12	2	—	1	1	—	—	—	—
713	Amusement, gambling & recreation industries .....	874	2 253	9 745	51	21	11	7	6	5	1	—	—	—
7139	Other amusement & recreation industries .....	848	2 088	9 093	47	19	10	6	6	5	1	—	—	—
71391	Golf courses & country clubs .....	326	901	4 981	7	2	1	—	2	1	—	—	—	—
713910	Golf courses & country clubs .....	326	901	4 981	7	2	1	—	2	1	—	—	—	—
71394	Fitness & recreational sports centers .....	275	473	1 848	19	8	2	5	2	2	—	—	—	—
713940	Fitness & recreational sports centers .....	275	473	1 848	19	8	2	5	2	2	—	—	—	—
71395	Bowling centers .....	187	424	1 133	7	1	2	—	2	2	—	—	—	—
713950	Bowling centers .....	187	424	1 133	7	1	2	—	2	2	—	—	—	—
72	<b>Accommodation &amp; food services .....</b>	<b>10 508</b>	<b>24 503</b>	<b>102 310</b>	<b>534</b>	<b>157</b>	<b>92</b>	<b>109</b>	<b>120</b>	<b>49</b>	<b>7</b>	—	—	—
721	Accommodation .....	1 180	3 401	14 103	46	15	2	8	15	5	1	—	—	—
7211	Traveler accommodation .....	1 175	3 386	13 968	42	11	2	8	15	5	1	—	—	—
72111	Hotels (exc casino hotels) & motels .....	1 111	3 241	13 306	38	11	1	6	14	5	1	—	—	—
721110	Hotels (exc casino hotels) & motels .....	1 111	3 241	13 306	38	11	1	6	14	5	1	—	—	—
722	Food services & drinking places .....	9 328	21 102	88 207	488	142	90	101	105	44	6	—	—	—
7221	Full-service restaurants .....	4 311	10 664	44 740	186	50	31	36	41	23	5	—	—	—
72211	Full-service restaurants .....	4 311	10 664	44 740	186	50	31	36	41	23	5	—	—	—
722110	Full-service restaurants .....	4 311	10 664	44 740	186	50	31	36	41	23	5	—	—	—
7222	Limited-service eating places .....	4 180	8 565	35 576	203	34	42	50	58	18	1	—	—	—
72221	Limited-service eating places .....	4 180	8 565	35 576	203	34	42	50	58	18	1	—	—	—
722211	Limited-service restaurants .....	3 628	7 533	31 096	169	23	30	43	56	17	—	—	—	—
722213	Snack & nonalcoholic beverage bars .....	471	736	3 596	26	8	8	7	1	1	1	—	—	—
7223	Special food services .....	305	596	2 797	22	11	3	4	2	2	—	—	—	—
72231	Food service contractors .....	147	360	1 737	8	3	2	1	1	1	—	—	—	—
722310	Food service contractors .....	147	360	1 737	8	3	2	1	1	1	—	—	—	—
72232	Caterers .....	120	184	813	8	3	1	3	—	1	—	—	—	—
722320	Caterers .....	120	184	813	8	3	1	3	—	1	—	—	—	—
7224	Drinking places (alcoholic beverages) .....	532	1 277	5 094	77	47	14	11	4	1	—	—	—	—
72241	Drinking places (alcoholic beverages) .....	532	1 277	5 094	77	47	14	11	4	1	—	—	—	—
722410	Drinking places (alcoholic beverages) .....	532	1 277	5 094	77	47	14	11	4	1	—	—	—	—
81	<b>Other services (except public administration) .....</b>	<b>7 435</b>	<b>35 115</b>	<b>148 162</b>	<b>769</b>	<b>399</b>	<b>205</b>	<b>101</b>	<b>46</b>	<b>7</b>	<b>8</b>	<b>3</b>	—	—
811	Repair & maintenance .....	1 960	12 849	54 067	250	138	61	31	16	2	2	—	—	—
8111	Automotive repair & maintenance .....	1 197	6 309	25 722	166	86	49	23	6	1	1	—	—	—
81111	Automotive mechanical & electrical R&M .....	563	3 667	15 030	93	52	28	10	2	1	—	—	—	—
811111	General automotive repair .....	429	2 784	11 395	69	38	21	8	1	1	—	—	—	—
81112	Automotive body, paint, interior & glass repair .....	272	1 668	6 918	47	27	11	7	2	—	—	—	—	—
811121	Automotive body, paint & interior R&M .....	250	1 518	6 235	42	25	8	7	2	—	—	—	—	—
81119	Other automotive R&M .....	362	974	3 774	26	7	10	6	2	—	1	—	—	—
811192	Car washes .....	256	552	2 047	16	7	3	4	1	—	1	—	—	—
8112	Electronic & precision equipment R&M .....	266	2 208	9 823	26	17	3	3	2	—	1	—	—	—
81121	Electronic & precision equipment R&M .....	266	2 208	9 823	26	17	3	3	2	—	1	—	—	—
8113	Commercial equipment (exc auto & elec) R&M .....	351	3 546	15 020	23	9	3	3	7	1	—	—	—	—
81131	Commercial equipment (exc auto & elec) R&M .....	351	3 546	15 020	23	9	3	3	7	1	—	—	—	—
811310	Commercial equipment (exc auto & elec) R&M .....	351	3 546	15 020	23	9	3	3	7	1	—	—	—	—
8114	Personal & household goods R&M .....	146	786	3 502	35	26	6	2	1	—	—	—	—	—

See footnotes at end of table.

**Table 6. Counties—Employees, Payroll, and Establishments by Industry: 2000—Con.**

[Excludes most government employees, railroad employees, and self-employed persons. Size class 1 to 4 includes establishments with payroll, but no employees, during mid-March pay period. (D) denotes figures withheld to avoid disclosing data for individual companies; the data are included in broader industry totals. Detailed industries with 100 or more employees are shown if industry was not a (D). For explanation of terms, abbreviations, and data reliability/comparability, see introductory text]

NAICS code	Industry	Number of employees for week including March 12	Payroll (\$1,000)		Total number of establishments	Number of establishments by employment-size class								
			First quarter	Annual		1 to 4	5 to 9	10 to 19	20 to 49	50 to 99	100 to 249	250 to 499	500 to 999	1,000 or more
<b>ST. JOSEPH—Con.</b>														
<b>81</b>	<b>Other services (except public administration)—Con.</b>													
812	Personal & laundry services .....	1 992	8 742	36 473	196	92	62	25	12	2	3	—	—	—
8121	Personal care services .....	732	2 476	10 415	100	43	35	16	5	1	—	—	—	—
81211	Hair, nail & skin care services .....	588	2 199	9 282	89	39	32	13	5	—	—	—	—	—
812112	Beauty salons .....	573	2 149	9 064	84	36	30	13	5	—	—	—	—	—
81219	Other personal care services .....	144	277	1 133	11	4	3	—	—	1	—	—	—	—
8122	Death care services .....	204	1 034	4 446	24	10	6	6	2	—	—	—	—	—
81221	Funeral homes .....	124	696	3 103	18	9	4	5	—	—	—	—	—	—
812210	Funeral homes .....	124	696	3 103	18	9	4	5	—	—	—	—	—	—
8123	Drycleaning & laundry services .....	756	3 535	15 205	36	15	12	2	4	1	2	—	—	—
81232	Drycleaning & laundry services (exc coin-op) .	309	1 269	5 236	15	7	5	1	1	—	1	—	—	—
812320	Drycleaning & laundry services (exc coin-op) .	309	1 269	5 236	15	7	5	1	1	—	1	—	—	—
81233	Linen & uniform supply .....	350	1 894	8 374	5	—	1	—	2	1	1	—	—	—
8129	Other personal services .....	300	1 697	6 407	36	24	9	1	1	—	1	—	—	—
81292	Photofinishing .....	(C)	(D)	(D)	6	2	3	—	—	—	1	—	—	—
813	Religious, grantmaking, civic, prof & like organizations .....	3 483	13 524	57 622	323	169	82	45	18	3	3	3	—	—
8131	Religious organizations .....	2 449	9 797	42 134	183	92	48	25	11	2	2	3	—	—
81311	Religious organizations .....	2 449	9 797	42 134	183	92	48	25	11	2	2	3	—	—
813110	Religious organizations .....	2 449	9 797	42 134	183	92	48	25	11	2	2	3	—	—
8134	Civic & social organizations .....	522	1 338	5 719	53	25	13	10	3	1	1	—	—	—
81341	Civic & social organizations .....	522	1 338	5 719	53	25	13	10	3	1	1	—	—	—
813410	Civic & social organizations .....	522	1 338	5 719	53	25	13	10	3	1	1	—	—	—
8139	Business, labor, political, like organizations .....	370	1 490	6 270	64	41	13	7	3	—	—	—	—	—
81393	Labor unions & similar labor organizations ...	250	913	3 677	31	13	10	7	1	—	—	—	—	—
813930	Labor unions & similar labor organizations .	250	913	3 677	31	13	10	7	1	—	—	—	—	—
<b>95</b>	<b>Auxiliaries (exc corporate, subsidiary &amp; regional mgt) .....</b>	<b>201</b>	<b>2 098</b>	<b>8 845</b>	<b>15</b>	<b>4</b>	<b>4</b>	<b>3</b>	<b>4</b>	<b>—</b>	<b>—</b>	<b>—</b>	<b>—</b>	<b>—</b>
<b>99</b>	<b>Unclassified establishments .....</b>	<b>63</b>	<b>150</b>	<b>1 522</b>	<b>48</b>	<b>44</b>	<b>3</b>	<b>1</b>	<b>—</b>	<b>—</b>	<b>—</b>	<b>—</b>	<b>—</b>	<b>—</b>
<b>SCOTT</b>														
	<b>Total .....</b>	<b>6 918</b>	<b>36 484</b>	<b>152 508</b>	<b>453</b>	<b>234</b>	<b>101</b>	<b>51</b>	<b>43</b>	<b>11</b>	<b>9</b>	<b>3</b>	<b>1</b>	<b>—</b>
<b>11</b>	<b>Forestry, fishing, hunting, and agriculture support .....</b>	<b>(A)</b>	<b>(D)</b>	<b>(D)</b>	<b>1</b>	<b>1</b>	<b>—</b>	<b>—</b>	<b>—</b>	<b>—</b>	<b>—</b>	<b>—</b>	<b>—</b>	<b>—</b>
<b>21</b>	<b>Mining .....</b>	<b>(B)</b>	<b>(D)</b>	<b>(D)</b>	<b>2</b>	<b>—</b>	<b>—</b>	<b>1</b>	<b>1</b>	<b>—</b>	<b>—</b>	<b>—</b>	<b>—</b>	<b>—</b>
<b>23</b>	<b>Construction .....</b>	<b>248</b>	<b>1 061</b>	<b>4 478</b>	<b>43</b>	<b>26</b>	<b>9</b>	<b>4</b>	<b>4</b>	<b>—</b>	<b>—</b>	<b>—</b>	<b>—</b>	<b>—</b>
235	Special trade contractors .....	176	676	2 776	27	15	5	4	3	—	—	—	—	—
<b>31-33</b>	<b>Manufacturing .....</b>	<b>2 830</b>	<b>19 684</b>	<b>82 132</b>	<b>35</b>	<b>10</b>	<b>4</b>	<b>2</b>	<b>8</b>	<b>2</b>	<b>6</b>	<b>2</b>	<b>1</b>	<b>—</b>
311	Food mfg .....	(E)	(D)	(D)	2	1	—	—	—	—	—	1	—	—
3114	Fruit & veg preserving & specialty food mfg ....	(E)	(D)	(D)	1	—	—	—	—	—	—	1	—	—
31142	Fruit & veg canning, pickling & drying .....	(E)	(D)	(D)	1	—	—	—	—	—	—	1	—	—
314	Textile product mills .....	(C)	(D)	(D)	1	—	—	—	—	—	1	—	—	—
3149	Other textile product mills .....	(C)	(D)	(D)	1	—	—	—	—	—	1	—	—	—
31499	All other textile product mills .....	(C)	(D)	(D)	1	—	—	—	—	—	1	—	—	—
323	Printing & related support activities .....	(C)	(D)	(D)	1	—	—	—	—	—	1	—	—	—
3231	Printing & related support activities .....	(C)	(D)	(D)	1	—	—	—	—	—	1	—	—	—
32311	Printing .....	(C)	(D)	(D)	1	—	—	—	—	—	1	—	—	—
325	Chemical mfg .....	(C)	(D)	(D)	2	1	—	—	—	—	1	—	—	—
3252	Resin, syn rubber, artf & syn fibers, fil mfg .....	(C)	(D)	(D)	1	—	—	—	—	—	1	—	—	—
32521	Resin & synthetic rubber mfg .....	(C)	(D)	(D)	1	—	—	—	—	—	1	—	—	—
326	Plastics & rubber products mfg .....	1 310	8 394	34 835	7	—	—	—	3	—	2	1	1	—
3261	Plastics product mfg .....	(F)	(D)	(D)	6	—	—	—	3	—	2	—	1	—
32619	Other plastics product mfg .....	799	5 134	21 665	3	—	—	—	—	—	2	—	1	—
326199	All other plastics product mfg .....	799	5 134	21 665	3	—	—	—	—	—	2	—	1	—
3262	Rubber product mfg .....	(E)	(D)	(D)	1	—	—	—	—	—	—	1	—	—
32629	Other rubber product mfg .....	(E)	(D)	(D)	1	—	—	—	—	—	—	1	—	—
332	Fabricated metal product mfg .....	118	637	2 695	7	4	1	—	1	1	—	—	—	—
336	Transportation equipment mfg .....	(C)	(D)	(D)	1	—	—	—	—	—	1	—	—	—
3363	Motor vehicle parts mfg .....	(C)	(D)	(D)	1	—	—	—	—	—	1	—	—	—
33637	Motor vehicle metal stamping .....	(C)	(D)	(D)	1	—	—	—	—	—	1	—	—	—
<b>42</b>	<b>Wholesale trade .....</b>	<b>(B)</b>	<b>(D)</b>	<b>(D)</b>	<b>14</b>	<b>7</b>	<b>5</b>	<b>1</b>	<b>1</b>	<b>—</b>	<b>—</b>	<b>—</b>	<b>—</b>	<b>—</b>

See footnotes at end of table.

**Table 6. Counties—Employees, Payroll, and Establishments by Industry: 2000—Con.**

[Excludes most government employees, railroad employees, and self-employed persons. Size class 1 to 4 includes establishments with payroll, but no employees, during mid-March pay period. (D) denotes figures withheld to avoid disclosing data for individual companies; the data are included in broader industry totals. Detailed industries with 100 or more employees are shown if industry was not a (D). For explanation of terms, abbreviations, and data reliability/comparability, see introductory text]

NAICS code	Industry	Number of employees for week including March 12	Payroll (\$1,000)		Total number of establishments	Number of establishments by employment-size class									
			First quarter	Annual		1 to 4	5 to 9	10 to 19	20 to 49	50 to 99	100 to 249	250 to 499	500 to 999	1,000 or more	
	<b>SCOTT—Con.</b>														
<b>44-45</b>	<b>Retail trade</b> .....	<b>1 222</b>	<b>4 680</b>	<b>18 536</b>	<b>103</b>	<b>46</b>	<b>29</b>	<b>21</b>	<b>4</b>	<b>1</b>	<b>1</b>	<b>1</b>	<b>1</b>	<b>—</b>	<b>—</b>
441	Motor vehicle & parts dealers .....	141	807	3 195	20	9	8	2	1	—	—	—	—	—	—
444	Bldg material & garden equip & supp dealers .....	116	476	1 943	14	6	3	4	1	—	—	—	—	—	—
445	Food & beverage stores .....	269	608	2 254	11	3	4	1	1	1	1	—	—	—	—
4451	Grocery stores .....	246	523	1 867	5	—	1	1	1	1	1	—	—	—	—
44511	Grocery (except convenience) stores .....	246	523	1 867	5	—	1	1	1	1	1	—	—	—	—
445110	Grocery (except convenience) stores .....	246	523	1 867	5	—	1	1	1	1	1	—	—	—	—
447	Gasoline stations .....	129	434	1 786	18	6	5	7	—	—	—	—	—	—	—
4471	Gasoline stations .....	129	434	1 786	18	6	5	7	—	—	—	—	—	—	—
44711	Gasoline stations with convenience stores .....	117	386	1 560	13	2	4	7	—	—	—	—	—	—	—
447110	Gasoline stations with convenience stores .....	117	386	1 560	13	2	4	7	—	—	—	—	—	—	—
452	General merchandise stores .....	(E)	(D)	(D)	4	1	1	1	—	—	—	—	1	—	—
4529	Other general merchandise stores .....	(E)	(D)	(D)	4	1	1	1	—	—	—	—	1	—	—
45291	Warehouse clubs & superstores .....	(E)	(D)	(D)	1	—	—	—	—	—	—	—	1	—	—
<b>48-49</b>	<b>Transportation &amp; warehousing</b> .....	<b>105</b>	<b>581</b>	<b>2 242</b>	<b>21</b>	<b>14</b>	<b>4</b>	<b>1</b>	<b>2</b>	<b>—</b>	<b>—</b>	<b>—</b>	<b>—</b>	<b>—</b>	<b>—</b>
<b>51</b>	<b>Information</b> .....	<b>57</b>	<b>255</b>	<b>1 145</b>	<b>5</b>	<b>2</b>	<b>1</b>	<b>1</b>	<b>1</b>	<b>—</b>	<b>—</b>	<b>—</b>	<b>—</b>	<b>—</b>	<b>—</b>
<b>52</b>	<b>Finance &amp; insurance</b> .....	<b>140</b>	<b>979</b>	<b>4 037</b>	<b>22</b>	<b>11</b>	<b>6</b>	<b>4</b>	<b>1</b>	<b>—</b>	<b>—</b>	<b>—</b>	<b>—</b>	<b>—</b>	<b>—</b>
522	Credit intermediation & related activities .....	114	777	3 201	12	2	5	4	1	—	—	—	—	—	—
5221	Depository credit intermediation .....	(C)	(D)	(D)	9	1	3	4	1	—	—	—	—	—	—
<b>53</b>	<b>Real estate &amp; rental &amp; leasing</b> .....	<b>74</b>	<b>319</b>	<b>1 320</b>	<b>12</b>	<b>7</b>	<b>2</b>	<b>2</b>	<b>1</b>	<b>—</b>	<b>—</b>	<b>—</b>	<b>—</b>	<b>—</b>	<b>—</b>
<b>54</b>	<b>Professional, scientific &amp; technical services</b> .....	<b>75</b>	<b>378</b>	<b>1 494</b>	<b>24</b>	<b>18</b>	<b>5</b>	<b>1</b>	<b>—</b>	<b>—</b>	<b>—</b>	<b>—</b>	<b>—</b>	<b>—</b>	<b>—</b>
<b>56</b>	<b>Admin, support, waste mgt, remediation services</b> .....	<b>270</b>	<b>1 054</b>	<b>4 413</b>	<b>17</b>	<b>11</b>	<b>3</b>	<b>—</b>	<b>1</b>	<b>1</b>	<b>1</b>	<b>—</b>	<b>—</b>	<b>—</b>	<b>—</b>
561	Administrative & support services .....	270	1 054	4 413	17	11	3	—	1	1	1	—	—	—	—
5613	Employment services .....	(C)	(D)	(D)	2	—	—	—	—	1	1	—	—	—	—
56132	Temporary help services .....	(C)	(D)	(D)	2	—	—	—	—	1	1	—	—	—	—
<b>61</b>	<b>Educational services</b> .....	<b>(A)</b>	<b>(D)</b>	<b>(D)</b>	<b>2</b>	<b>2</b>	<b>—</b>	<b>—</b>	<b>—</b>	<b>—</b>	<b>—</b>	<b>—</b>	<b>—</b>	<b>—</b>	<b>—</b>
<b>62</b>	<b>Health care and social assistance</b> .....	<b>733</b>	<b>3 673</b>	<b>16 655</b>	<b>50</b>	<b>21</b>	<b>17</b>	<b>5</b>	<b>3</b>	<b>3</b>	<b>1</b>	<b>—</b>	<b>—</b>	<b>—</b>	<b>—</b>
621	Ambulatory health care services .....	161	1 355	6 165	28	12	13	2	1	—	—	—	—	—	—
622	Hospitals .....	(C)	(D)	(D)	1	—	—	—	—	—	1	—	—	—	—
6221	General medical & surgical hospitals .....	(C)	(D)	(D)	1	—	—	—	—	—	1	—	—	—	—
62211	General medical & surgical hospitals .....	(C)	(D)	(D)	1	—	—	—	—	—	1	—	—	—	—
623	Nursing & residential care facilities .....	(C)	(D)	(D)	5	2	—	1	—	2	—	—	—	—	—
6231	Nursing care facilities .....	157	590	3 025	3	1	—	—	—	2	—	—	—	—	—
62311	Nursing care facilities .....	157	590	3 025	3	1	—	—	—	2	—	—	—	—	—
623110	Nursing care facilities .....	157	590	3 025	3	1	—	—	—	2	—	—	—	—	—
624	Social assistance .....	(C)	(D)	(D)	16	7	4	2	2	1	—	—	—	—	—
6244	Child day care services .....	116	296	1 209	7	2	1	2	1	1	—	—	—	—	—
62441	Child day care services .....	116	296	1 209	7	2	1	2	1	1	—	—	—	—	—
624410	Child day care services .....	116	296	1 209	7	2	1	2	1	1	—	—	—	—	—
<b>71</b>	<b>Arts, entertainment &amp; recreation</b> .....	<b>(A)</b>	<b>(D)</b>	<b>(D)</b>	<b>3</b>	<b>2</b>	<b>1</b>	<b>—</b>	<b>—</b>	<b>—</b>	<b>—</b>	<b>—</b>	<b>—</b>	<b>—</b>	<b>—</b>
<b>72</b>	<b>Accommodation &amp; food services</b> .....	<b>724</b>	<b>1 763</b>	<b>7 549</b>	<b>38</b>	<b>12</b>	<b>4</b>	<b>5</b>	<b>13</b>	<b>4</b>	<b>—</b>	<b>—</b>	<b>—</b>	<b>—</b>	<b>—</b>
721	Accommodation .....	127	340	1 574	5	1	—	1	2	1	—	—	—	—	—
7211	Traveler accommodation .....	127	340	1 574	5	1	—	1	2	1	—	—	—	—	—
72111	Hotels (exc casino hotels) & motels .....	127	340	1 574	5	1	—	1	2	1	—	—	—	—	—
721110	Hotels (exc casino hotels) & motels .....	127	340	1 574	5	1	—	1	2	1	—	—	—	—	—
722	Food services & drinking places .....	597	1 423	5 975	33	11	4	4	11	3	—	—	—	—	—
7221	Full-service restaurants .....	181	508	1 974	10	3	1	2	3	1	—	—	—	—	—
72211	Full-service restaurants .....	181	508	1 974	10	3	1	2	3	1	—	—	—	—	—
722110	Full-service restaurants .....	181	508	1 974	10	3	1	2	3	1	—	—	—	—	—
7222	Limited-service eating places .....	394	868	3 764	19	5	3	1	8	2	—	—	—	—	—
72221	Limited-service eating places .....	394	868	3 764	19	5	3	1	8	2	—	—	—	—	—
<b>81</b>	<b>Other services (except public administration)</b> .....	<b>208</b>	<b>650</b>	<b>2 997</b>	<b>55</b>	<b>41</b>	<b>10</b>	<b>3</b>	<b>1</b>	<b>—</b>	<b>—</b>	<b>—</b>	<b>—</b>	<b>—</b>	<b>—</b>
813	Religious, grantmaking, civic, prof & like organizations .....	128	279	1 319	27	20	3	3	1	—	—	—	—	—	—
<b>95</b>	<b>Auxiliaries (exc corporate, subsidiary &amp; regional mgt)</b> .....	<b>(B)</b>	<b>(D)</b>	<b>(D)</b>	<b>1</b>	<b>—</b>	<b>—</b>	<b>—</b>	<b>1</b>	<b>—</b>	<b>—</b>	<b>—</b>	<b>—</b>	<b>—</b>	<b>—</b>
<b>99</b>	<b>Unclassified establishments</b> .....	<b>(B)</b>	<b>(D)</b>	<b>(D)</b>	<b>5</b>	<b>3</b>	<b>1</b>	<b>—</b>	<b>1</b>	<b>—</b>	<b>—</b>	<b>—</b>	<b>—</b>	<b>—</b>	<b>—</b>

See footnotes at end of table.

**Table 6. Counties—Employees, Payroll, and Establishments by Industry: 2000—Con.**

[Excludes most government employees, railroad employees, and self-employed persons. Size class 1 to 4 includes establishments with payroll, but no employees, during mid-March pay period. (D) denotes figures withheld to avoid disclosing data for individual companies; the data are included in broader industry totals. Detailed industries with 100 or more employees are shown if industry was not a (D). For explanation of terms, abbreviations, and data reliability/comparability, see introductory text]

NAICS code	Industry	Number of employees for week including March 12	Payroll (\$1,000)		Total number of establishments	Number of establishments by employment-size class								
			First quarter	Annual		1 to 4	5 to 9	10 to 19	20 to 49	50 to 99	100 to 249	250 to 499	500 to 999	1,000 or more
<b>SHELBY</b>														
	<b>Total</b> .....	<b>15 447</b>	<b>104 994</b>	<b>431 580</b>	<b>960</b>	<b>519</b>	<b>194</b>	<b>107</b>	<b>80</b>	<b>36</b>	<b>16</b>	<b>4</b>	<b>4</b>	<b>-</b>
<b>11</b>	<b>Forestry, fishing, hunting, and agriculture support</b> .....	<b>(A)</b>	<b>(D)</b>	<b>(D)</b>	<b>2</b>	<b>2</b>	<b>-</b>	<b>-</b>	<b>-</b>	<b>-</b>	<b>-</b>	<b>-</b>	<b>-</b>	<b>-</b>
<b>21</b>	<b>Mining</b> .....	<b>105</b>	<b>818</b>	<b>3 702</b>	<b>3</b>	<b>-</b>	<b>1</b>	<b>1</b>	<b>-</b>	<b>1</b>	<b>-</b>	<b>-</b>	<b>-</b>	<b>-</b>
212	Mining (except oil & gas) .....	105	818	3 702	3	-	1	1	-	1	-	-	-	-
2123	Nonmetallic mineral mining & quarrying .....	105	818	3 702	3	-	1	1	-	1	-	-	-	-
<b>22</b>	<b>Utilities</b> .....	<b>107</b>	<b>1 158</b>	<b>4 899</b>	<b>6</b>	<b>1</b>	<b>2</b>	<b>1</b>	<b>1</b>	<b>1</b>	<b>-</b>	<b>-</b>	<b>-</b>	<b>-</b>
221	Utilities .....	107	1 158	4 899	6	1	2	1	1	1	-	-	-	-
<b>23</b>	<b>Construction</b> .....	<b>942</b>	<b>5 614</b>	<b>24 790</b>	<b>146</b>	<b>89</b>	<b>38</b>	<b>12</b>	<b>4</b>	<b>3</b>	<b>-</b>	<b>-</b>	<b>-</b>	<b>-</b>
233	Building, developing & general contracting .....	238	1 587	6 414	32	20	7	3	1	1	-	-	-	-
2332	Residential building construction .....	(C)	(D)	(D)	25	18	4	2	1	-	-	-	-	-
23321	Single-family housing construction .....	101	415	1 259	22	17	4	-	1	-	-	-	-	-
233210	Single-family housing construction .....	101	415	1 259	22	17	4	-	1	-	-	-	-	-
234	Heavy construction .....	154	1 121	5 597	14	6	5	2	-	1	-	-	-	-
235	Special trade contractors .....	550	2 906	12 779	100	63	26	7	3	1	-	-	-	-
2353	Electrical contractors .....	124	717	3 620	15	10	3	1	-	1	-	-	-	-
23531	Electrical contractors .....	124	717	3 620	15	10	3	1	-	1	-	-	-	-
235310	Electrical contractors .....	124	717	3 620	15	10	3	1	-	1	-	-	-	-
<b>31-33</b>	<b>Manufacturing</b> .....	<b>6 438</b>	<b>54 736</b>	<b>220 757</b>	<b>84</b>	<b>21</b>	<b>11</b>	<b>9</b>	<b>16</b>	<b>11</b>	<b>11</b>	<b>1</b>	<b>4</b>	<b>-</b>
311	Food mfg .....	(C)	(D)	(D)	4	1	1	-	-	2	-	-	-	-
323	Printing & related support activities .....	346	3 031	11 582	5	-	2	1	-	-	2	-	-	-
3231	Printing & related support activities .....	346	3 031	11 582	5	-	2	1	-	-	2	-	-	-
32311	Printing .....	346	3 031	11 582	5	-	2	1	-	-	2	-	-	-
325	Chemical mfg .....	166	1 346	5 646	5	2	-	1	1	-	1	-	-	-
3259	Other chemical product & preparation mfg .....	(C)	(D)	(D)	2	-	-	-	1	-	1	-	-	-
32599	All other chemical product & preparation mfg .....	(C)	(D)	(D)	2	-	-	-	1	-	1	-	-	-
326	Plastics & rubber products mfg .....	1 332	9 083	35 299	9	1	-	1	1	1	4	1	-	-
3261	Plastics product mfg .....	(F)	(D)	(D)	7	1	-	1	1	1	2	1	-	-
32611	Unsupported plastics film, sheet, & bag mfg .....	(C)	(D)	(D)	1	-	-	-	-	-	1	-	-	-
32619	Other plastics product mfg .....	(F)	(D)	(D)	6	1	-	1	1	1	1	1	-	-
3262	Rubber product mfg .....	(E)	(D)	(D)	2	-	-	-	-	-	2	-	-	-
32629	Other rubber product mfg .....	(E)	(D)	(D)	2	-	-	-	-	-	2	-	-	-
327	Nonmetallic mineral product mfg .....	1 433	15 902	66 353	7	1	1	1	2	-	-	-	2	-
3272	Glass & glass product mfg .....	(F)	(D)	(D)	1	-	-	-	-	-	-	-	1	-
32721	Glass & glass product mfg .....	(F)	(D)	(D)	1	-	-	-	-	-	-	-	1	-
3279	Other nonmetallic mineral product mfg .....	(F)	(D)	(D)	2	-	1	-	-	-	-	-	1	-
32799	All other nonmetallic mineral product mfg .....	(F)	(D)	(D)	2	-	1	-	-	-	-	-	1	-
331	Primary metal mfg .....	750	7 509	30 367	4	-	-	-	2	1	-	-	1	-
3315	Foundries .....	(F)	(D)	(D)	1	-	-	-	-	-	-	-	1	-
33152	Nonferrous metal foundries .....	(F)	(D)	(D)	1	-	-	-	-	-	-	-	1	-
332	Fabricated metal product mfg .....	494	3 773	14 991	19	10	1	2	2	3	1	-	-	-
3323	Architectural & structural metals mfg .....	(C)	(D)	(D)	2	-	-	-	-	2	-	-	-	-
33232	Ornamental & architectural metal prod mfg .....	(C)	(D)	(D)	2	-	-	-	-	2	-	-	-	-
3327	Mach shops, turn prod, screw, nut, bolt mfg .....	(C)	(D)	(D)	11	5	1	2	2	1	-	-	-	-
33271	Machine shops .....	(C)	(D)	(D)	11	5	1	2	2	1	-	-	-	-
3329	Other fabricated metal product mfg .....	(C)	(D)	(D)	2	1	-	-	-	-	1	-	-	-
33299	All other fabricated metal product mfg .....	(C)	(D)	(D)	2	1	-	-	-	-	1	-	-	-
333	Machinery mfg .....	387	3 251	11 532	10	1	2	2	3	1	1	-	-	-
3331	Ag, construction & mining machinery mfg .....	114	663	2 647	3	-	-	1	1	1	-	-	-	-
3339	Other general purpose machinery mfg .....	(C)	(D)	(D)	3	1	1	-	-	-	1	-	-	-
33399	All other general purpose machinery mfg .....	(C)	(D)	(D)	3	1	1	-	-	-	1	-	-	-
336	Transportation equipment mfg .....	923	6 583	26 870	5	-	-	-	2	1	1	-	1	-
3363	Motor vehicle parts mfg .....	(F)	(D)	(D)	4	-	-	-	2	1	-	-	1	-
33639	Other motor vehicle parts mfg .....	(F)	(D)	(D)	2	-	-	-	1	-	-	-	1	-
3364	Aerospace product & parts mfg .....	(C)	(D)	(D)	1	-	-	-	-	-	1	-	-	-
33641	Aerospace product & parts mfg .....	(C)	(D)	(D)	1	-	-	-	-	-	1	-	-	-
337	Furniture & related product mfg .....	408	2 527	10 274	8	1	1	1	2	2	1	-	-	-
3371	HH & institutional furniture & kitchen cabinet mfg .....	(C)	(D)	(D)	7	1	1	1	2	2	-	-	-	-
33711	Wood kitchen cabinet & countertop mfg .....	(C)	(D)	(D)	5	-	1	1	2	1	-	-	-	-
3372	Office furniture (including fixtures) mfg .....	(C)	(D)	(D)	1	-	-	-	-	-	1	-	-	-
33721	Office furniture (including fixtures) mfg .....	(C)	(D)	(D)	1	-	-	-	-	-	1	-	-	-
<b>42</b>	<b>Wholesale trade</b> .....	<b>666</b>	<b>6 117</b>	<b>24 388</b>	<b>50</b>	<b>25</b>	<b>14</b>	<b>5</b>	<b>5</b>	<b>-</b>	<b>-</b>	<b>1</b>	<b>-</b>	<b>-</b>
421	Wholesale trade, durable goods .....	515	5 181	20 089	31	15	9	3	3	-	-	1	-	-
4215	Metal & mineral (except petroleum) whsle .....	(E)	(D)	(D)	2	1	-	-	-	-	-	1	-	-
42151	Metal service centers & offices whsle .....	(E)	(D)	(D)	2	1	-	-	-	-	-	1	-	-
422	Wholesale trade, nondurable goods .....	151	936	4 299	19	10	5	2	2	-	-	-	-	-

See footnotes at end of table.

**Table 6. Counties—Employees, Payroll, and Establishments by Industry: 2000—Con.**

[Excludes most government employees, railroad employees, and self-employed persons. Size class 1 to 4 includes establishments with payroll, but no employees, during mid-March pay period. (D) denotes figures withheld to avoid disclosing data for individual companies; the data are included in broader industry totals. Detailed industries with 100 or more employees are shown if industry was not a (D). For explanation of terms, abbreviations, and data reliability/comparability, see introductory text]

NAICS code	Industry	Number of employees for week including March 12	Payroll (\$1,000)		Total number of establishments	Number of establishments by employment-size class								
			First quarter	Annual		1 to 4	5 to 9	10 to 19	20 to 49	50 to 99	100 to 249	250 to 499	500 to 999	1,000 or more
<b>SHELBY—Con.</b>														
<b>44-45</b>	<b>Retail trade</b>	<b>1 629</b>	<b>7 398</b>	<b>30 594</b>	<b>141</b>	<b>62</b>	<b>29</b>	<b>31</b>	<b>14</b>	<b>3</b>	<b>2</b>			
441	Motor vehicle & parts dealers	266	1 695	7 114	30	16	6	3	5					
4411	Automobile dealers	139	1 008	4 206	17	13			4					
44111	New car dealers	100	716	3 048	6	3			3					
441110	New car dealers	100	716	3 048	6	3			3					
4413	Automotive parts, accessories & tire stores	(C)	(D)	(D)	12	3	6	2	1					
444	Bldg material & garden equip & supp dealers	119	681	2 660	17	8	6	2	1					
445	Food & beverage stores	420	1 356	5 661	17	4	4	4	2	2	1			
4451	Grocery stores	(E)	(D)	(D)	12	2	2	3	2	2	1			
44511	Grocery (except convenience) stores	367	1 215	5 039	9	1	1	2	2	2	1			
445110	Grocery (except convenience) stores	367	1 215	5 039	9	1	1	2	2	2	1			
447	Gasoline stations	199	1 044	4 408	18	3	4	9	2					
4471	Gasoline stations	199	1 044	4 408	18	3	4	9	2					
44711	Gasoline stations with convenience stores	123	809	3 373	9		3	4	2					
447110	Gasoline stations with convenience stores	123	809	3 373	9		3	4	2					
452	General merchandise stores	240	911	3 497	5	1	1		2		1			
4521	Department stores	(C)	(D)	(D)	1						1			
45211	Department stores	(C)	(D)	(D)	1						1			
454	Nonstore retailers	110	694	3 037	7	2	2	1	1	1				
4543	Direct selling establishments	(C)	(D)	(D)	6	2	2		1	1				
<b>48-49</b>	<b>Transportation &amp; warehousing</b>	<b>711</b>	<b>5 112</b>	<b>21 902</b>	<b>32</b>	<b>16</b>	<b>9</b>	<b>2</b>	<b>4</b>			<b>1</b>		
484	Truck transportation	150	1 005	4 306	26	15	8	1	2					
493	Warehousing & storage	(E)	(D)	(D)	1							1		
4931	Warehousing & storage	(E)	(D)	(D)	1							1		
49312	Refrigerated warehousing & storage	(E)	(D)	(D)	1							1		
<b>51</b>	<b>Information</b>	<b>101</b>	<b>683</b>	<b>2 981</b>	<b>11</b>	<b>4</b>	<b>5</b>	<b>1</b>		<b>1</b>				
<b>52</b>	<b>Finance &amp; insurance</b>	<b>263</b>	<b>1 788</b>	<b>7 177</b>	<b>50</b>	<b>28</b>	<b>15</b>	<b>6</b>	<b>1</b>					
522	Credit intermediation & related activities	198	1 320	5 219	26	9	10	6	1					
5221	Depository credit intermediation	147	1 127	4 395	17	4	8	4	1					
<b>53</b>	<b>Real estate &amp; rental &amp; leasing</b>	<b>87</b>	<b>315</b>	<b>1 455</b>	<b>40</b>	<b>35</b>	<b>4</b>	<b>1</b>						
<b>54</b>	<b>Professional, scientific &amp; technical services</b>	<b>252</b>	<b>1 747</b>	<b>6 991</b>	<b>72</b>	<b>57</b>	<b>10</b>	<b>3</b>	<b>2</b>					
541	Professional, scientific & technical services	252	1 747	6 991	72	57	10	3	2					
5411	Legal services	103	924	3 673	24	18	4	1	1					
<b>55</b>	<b>Management of companies &amp; enterprises</b>	<b>(B)</b>	<b>(D)</b>	<b>(D)</b>	<b>4</b>	<b>2</b>	<b>1</b>			<b>1</b>				
<b>56</b>	<b>Admin, support, waste mgt, remediation services</b>	<b>593</b>	<b>2 375</b>	<b>11 918</b>	<b>45</b>	<b>26</b>	<b>6</b>	<b>4</b>	<b>5</b>	<b>3</b>	<b>1</b>			
561	Administrative & support services	458	1 659	8 510	42	26	6	4	3	2	1			
5613	Employment services	(C)	(D)	(D)	4	1			2		1			
56132	Temporary help services	(C)	(D)	(D)	3				2		1			
5617	Services to buildings & dwellings	164	538	2 722	27	18	4	3	1	1				
56172	Janitorial services	114	306	1 120	11	6	2	1	1	1				
561720	Janitorial services	114	306	1 120	11	6	2	1	1	1				
562	Waste management & remediation services	135	716	3 408	3				2	1				
5621	Waste collection	(C)	(D)	(D)	2				1	1				
56211	Waste collection	(C)	(D)	(D)	2				1	1				
<b>62</b>	<b>Health care and social assistance</b>	<b>1 509</b>	<b>9 337</b>	<b>38 314</b>	<b>79</b>	<b>38</b>	<b>17</b>	<b>12</b>	<b>6</b>	<b>3</b>	<b>2</b>	<b>1</b>		
621	Ambulatory health care services	362	2 790	12 257	49	26	13	6	3	1				
6211	Offices of physicians	118	1 254	6 010	14	5	3	4	2					
62111	Offices of physicians	118	1 254	6 010	14	5	3	4	2					
621111	Offices of physicians (exc mental health)	118	1 254	6 010	14	5	3	4	2					
6213	Offices of other health practitioners	102	653	2 669	14	10	3			1				
622	Hospitals	(E)	(D)	(D)	1							1		
6221	General medical & surgical hospitals	(E)	(D)	(D)	1							1		
62211	General medical & surgical hospitals	(E)	(D)	(D)	1							1		
623	Nursing & residential care facilities	465	2 158	8 624	10	3		2	2	1	2			
6231	Nursing care facilities	428	1 984	7 897	5				2	1	2			
62311	Nursing care facilities	428	1 984	7 897	5				2	1	2			
623110	Nursing care facilities	428	1 984	7 897	5				2	1	2			
624	Social assistance	(C)	(D)	(D)	19	9	4	4	1	1				
6241	Individual & family services	(C)	(D)	(D)	9	2	3	2	1	1				
<b>71</b>	<b>Arts, entertainment &amp; recreation</b>	<b>90</b>	<b>206</b>	<b>1 042</b>	<b>10</b>	<b>6</b>		<b>2</b>	<b>2</b>					
<b>72</b>	<b>Accommodation &amp; food services</b>	<b>1 330</b>	<b>2 840</b>	<b>11 978</b>	<b>67</b>	<b>21</b>	<b>11</b>	<b>8</b>	<b>19</b>	<b>8</b>				
722	Food services & drinking places	1 278	2 715	11 482	61	20	9	5	19	8				
7221	Full-service restaurants	643	1 387	6 084	27	9	3	1	11	3				
72211	Full-service restaurants	643	1 387	6 084	27	9	3	1	11	3				
722110	Full-service restaurants	643	1 387	6 084	27	9	3	1	11	3				
7222	Limited-service eating places	621	1 288	5 153	29	7	5	4	8	5				
72221	Limited-service eating places	621	1 288	5 153	29	7	5	4	8	5				
722211	Limited-service restaurants	599	1 238	4 927	23	3	3	4	8	5				

See footnotes at end of table.

**Table 6. Counties—Employees, Payroll, and Establishments by Industry: 2000—Con.**

[Excludes most government employees, railroad employees, and self-employed persons. Size class 1 to 4 includes establishments with payroll, but no employees, during mid-March pay period. (D) denotes figures withheld to avoid disclosing data for individual companies; the data are included in broader industry totals. Detailed industries with 100 or more employees are shown if industry was not a (D). For explanation of terms, abbreviations, and data reliability/comparability, see introductory text]

NAICS code	Industry	Number of employees for week including March 12	Payroll (\$1,000)		Total number of establishments	Number of establishments by employment-size class								
			First quarter	Annual		1 to 4	5 to 9	10 to 19	20 to 49	50 to 99	100 to 249	250 to 499	500 to 999	1,000 or more
<b>SHELBY—Con.</b>														
<b>81</b>	<b>Other services (except public administration) .....</b>	<b>516</b>	<b>2 086</b>	<b>8 412</b>	<b>109</b>	<b>78</b>	<b>21</b>	<b>8</b>	<b>1</b>	<b>1</b>	—	—	—	—
811	Repair & maintenance .....	123	540	2 251	37	28	7	2	—	—	—	—	—	—
812	Personal & laundry services .....	171	956	3 779	17	9	4	3	—	1	—	—	—	—
8123	Drycleaning & laundry services .....	109	700	2 750	6	3	1	1	—	1	—	—	—	—
813	Religious, grantmaking, civic, prof & like organizations .....	222	590	2 382	55	41	10	3	1	—	—	—	—	—
8131	Religious organizations .....	135	301	1 219	34	25	8	—	1	—	—	—	—	—
81311	Religious organizations .....	135	301	1 219	34	25	8	—	1	—	—	—	—	—
813110	Religious organizations .....	135	301	1 219	34	25	8	—	1	—	—	—	—	—
<b>95</b>	<b>Auxiliaries (exc corporate, subsidiary &amp; regional mgt) .....</b>	<b>(A)</b>	<b>(D)</b>	<b>(D)</b>	<b>1</b>	—	—	<b>1</b>	—	—	—	—	—	—
<b>99</b>	<b>Unclassified establishments .....</b>	<b>(A)</b>	<b>(D)</b>	<b>(D)</b>	<b>8</b>	<b>8</b>	—	—	—	—	—	—	—	—
<b>SPENCER</b>														
	<b>Total .....</b>	<b>7 129</b>	<b>45 312</b>	<b>189 419</b>	<b>415</b>	<b>230</b>	<b>91</b>	<b>47</b>	<b>27</b>	<b>8</b>	<b>6</b>	<b>4</b>	<b>1</b>	<b>1</b>
<b>11</b>	<b>Forestry, fishing, hunting, and agriculture support .....</b>	<b>(A)</b>	<b>(D)</b>	<b>(D)</b>	<b>3</b>	<b>1</b>	<b>2</b>	—	—	—	—	—	—	—
<b>21</b>	<b>Mining .....</b>	<b>(B)</b>	<b>(D)</b>	<b>(D)</b>	<b>3</b>	<b>2</b>	—	—	—	<b>1</b>	—	—	—	—
<b>22</b>	<b>Utilities .....</b>	<b>(E)</b>	<b>(D)</b>	<b>(D)</b>	<b>7</b>	<b>2</b>	<b>1</b>	<b>2</b>	<b>1</b>	—	—	<b>1</b>	—	—
221	Utilities .....	(E)	(D)	(D)	7	2	1	2	1	—	—	1	—	—
2211	Elec pwr generation, transmsn & distribution ...	(E)	(D)	(D)	4	—	—	2	1	—	—	1	—	—
22111	Electric power generation .....	(E)	(D)	(D)	2	—	—	1	—	—	—	1	—	—
<b>23</b>	<b>Construction .....</b>	<b>210</b>	<b>976</b>	<b>4 278</b>	<b>48</b>	<b>31</b>	<b>13</b>	<b>3</b>	<b>1</b>	—	—	—	—	—
233	Building, developing & general contracting .....	105	461	2 051	21	12	7	1	1	—	—	—	—	—
<b>31-33</b>	<b>Manufacturing .....</b>	<b>1 970</b>	<b>18 456</b>	<b>74 553</b>	<b>22</b>	<b>5</b>	<b>4</b>	<b>3</b>	<b>3</b>	<b>1</b>	<b>3</b>	<b>2</b>	<b>1</b>	—
321	Wood product mfg .....	102	592	2 347	3	—	—	1	1	1	—	—	—	—
326	Plastics & rubber products mfg .....	(E)	(D)	(D)	1	—	—	—	—	—	—	1	—	—
3261	Plastics product mfg .....	(E)	(D)	(D)	1	—	—	—	—	—	—	1	—	—
32619	Other plastics product mfg .....	(E)	(D)	(D)	1	—	—	—	—	—	—	1	—	—
327	Nonmetallic mineral product mfg .....	(C)	(D)	(D)	1	—	—	—	—	—	1	—	—	—
3271	Clay product & refractory mfg .....	(C)	(D)	(D)	1	—	—	—	—	—	1	—	—	—
32711	Pottery, ceramics & plumbing fixture mfg .....	(C)	(D)	(D)	1	—	—	—	—	—	1	—	—	—
331	Primary metal mfg .....	(E)	(D)	(D)	2	—	—	—	1	—	—	1	—	—
3311	Iron & steel mills & ferroalloy mfg .....	(E)	(D)	(D)	1	—	—	—	—	—	—	1	—	—
33111	Iron & steel mills & ferroalloy mfg .....	(E)	(D)	(D)	1	—	—	—	—	—	—	1	—	—
333	Machinery mfg .....	(C)	(D)	(D)	2	—	1	—	—	—	1	—	—	—
3332	Industrial machinery mfg .....	(C)	(D)	(D)	1	—	—	—	—	—	1	—	—	—
33321	Sawmill & woodworking machinery mfg .....	(C)	(D)	(D)	1	—	—	—	—	—	1	—	—	—
336	Transportation equipment mfg .....	(C)	(D)	(D)	2	—	—	1	—	—	1	—	—	—
3366	Ship & boat building .....	(C)	(D)	(D)	1	—	—	—	—	—	1	—	—	—
33661	Ship & boat building .....	(C)	(D)	(D)	1	—	—	—	—	—	1	—	—	—
337	Furniture & related product mfg .....	(F)	(D)	(D)	1	—	—	—	—	—	—	—	1	—
3371	HH & institutional furniture & kitchen cabinet mfg .....	(F)	(D)	(D)	1	—	—	—	—	—	—	—	1	—
33712	Household & institutional furniture mfg .....	(F)	(D)	(D)	1	—	—	—	—	—	—	—	1	—
<b>42</b>	<b>Wholesale trade .....</b>	<b>378</b>	<b>2 164</b>	<b>10 426</b>	<b>23</b>	<b>11</b>	<b>4</b>	<b>6</b>	—	<b>1</b>	<b>1</b>	—	—	—
422	Wholesale trade, nondurable goods .....	297	1 674	8 374	9	3	1	3	—	1	1	—	—	—
4224	Grocery & related product whse .....	(C)	(D)	(D)	2	—	—	—	—	1	1	—	—	—
42241	General line grocery whse .....	(C)	(D)	(D)	1	—	—	—	—	—	1	—	—	—
<b>44-45</b>	<b>Retail trade .....</b>	<b>789</b>	<b>2 968</b>	<b>13 061</b>	<b>91</b>	<b>43</b>	<b>28</b>	<b>12</b>	<b>6</b>	<b>1</b>	<b>1</b>	—	—	—
444	Bldg material & garden equip & supp dealers .....	136	762	3 367	18	9	6	1	2	—	—	—	—	—
4441	Building material & supplies dealers .....	113	601	2 614	13	6	4	1	2	—	—	—	—	—
445	Food & beverage stores .....	(C)	(D)	(D)	9	3	2	—	3	1	—	—	—	—
4451	Grocery stores .....	167	431	1 917	7	1	2	—	3	1	—	—	—	—
44511	Grocery (except convenience) stores .....	167	431	1 917	7	1	2	—	3	1	—	—	—	—
445110	Grocery (except convenience) stores .....	167	431	1 917	7	1	2	—	3	1	—	—	—	—
447	Gasoline stations .....	233	645	2 795	18	7	4	5	1	—	1	—	—	—
4471	Gasoline stations .....	233	645	2 795	18	7	4	5	1	—	1	—	—	—
44719	Other gasoline stations .....	156	407	1 677	5	1	1	1	1	—	1	—	—	—
447190	Other gasoline stations .....	156	407	1 677	5	1	1	1	1	—	1	—	—	—
<b>48-49</b>	<b>Transportation &amp; warehousing .....</b>	<b>1 459</b>	<b>7 066</b>	<b>26 835</b>	<b>22</b>	<b>12</b>	<b>5</b>	<b>2</b>	<b>1</b>	<b>1</b>	—	—	—	<b>1</b>
484	Truck transportation .....	1 444	7 016	26 650	17	9	3	2	1	1	—	—	—	1
4841	General freight trucking .....	(G)	(D)	(D)	7	3	1	1	—	1	—	—	—	1
48412	General freight trucking, long-distance .....	(G)	(D)	(D)	6	3	1	—	—	1	—	—	—	1
<b>51</b>	<b>Information .....</b>	<b>422</b>	<b>2 733</b>	<b>12 147</b>	<b>7</b>	<b>3</b>	<b>1</b>	<b>1</b>	<b>1</b>	—	—	<b>1</b>	—	—
511	Publishing industries .....	(E)	(D)	(D)	2	—	—	1	—	—	—	1	—	—
5111	Newspaper, periodical, book, database publishers .....	(E)	(D)	(D)	2	—	—	1	—	—	—	1	—	—
51119	Other publishers .....	(E)	(D)	(D)	1	—	—	—	—	—	—	1	—	—
<b>52</b>	<b>Finance &amp; insurance .....</b>	<b>117</b>	<b>608</b>	<b>2 642</b>	<b>24</b>	<b>13</b>	<b>9</b>	<b>2</b>	—	—	—	—	—	—

See footnotes at end of table.



**Table 6. Counties—Employees, Payroll, and Establishments by Industry: 2000—Con.**

[Excludes most government employees, railroad employees, and self-employed persons. Size class 1 to 4 includes establishments with payroll, but no employees, during mid-March pay period. (D) denotes figures withheld to avoid disclosing data for individual companies; the data are included in broader industry totals. Detailed industries with 100 or more employees are shown if industry was not a (D). For explanation of terms, abbreviations, and data reliability/comparability, see introductory text]

NAICS code	Industry	Number of employees for week including March 12	Payroll (\$1,000)		Total number of establishments	Number of establishments by employment-size class								
			First quarter	Annual		1 to 4	5 to 9	10 to 19	20 to 49	50 to 99	100 to 249	250 to 499	500 to 999	1,000 or more
<b>SPENCER—Con.</b>														
53	Real estate & rental & leasing .....	80	276	1 020	17	15	—	—	2	—	—	—	—	—
54	Professional, scientific & technical services .....	82	443	1 891	22	16	5	—	1	—	—	—	—	—
56	Admin, support, waste mgt, remediation services .....	219	1 320	6 359	18	10	1	3	3	1	—	—	—	—
561	Administrative & support services .....	219	1 320	6 359	18	10	1	3	3	1	—	—	—	—
5617	Services to buildings & dwellings .....	116	534	2 400	10	6	1	1	1	1	—	—	—	—
61	Educational services .....	(A)	(D)	(D)	1	1	—	—	—	—	—	—	—	—
62	Health care and social assistance .....	304	1 183	5 079	24	11	3	5	3	2	—	—	—	—
623	Nursing & residential care facilities .....	153	667	2 912	3	—	—	—	1	2	—	—	—	—
6231	Nursing care facilities .....	153	667	2 912	3	—	—	—	1	2	—	—	—	—
62311	Nursing care facilities .....	153	667	2 912	3	—	—	—	1	2	—	—	—	—
623110	Nursing care facilities .....	153	667	2 912	3	—	—	—	1	2	—	—	—	—
71	Arts, entertainment & recreation .....	(C)	(D)	(D)	6	4	1	—	—	—	1	—	—	—
713	Amusement, gambling & recreation industries .....	(C)	(D)	(D)	5	4	—	—	—	—	1	—	—	—
7131	Amusement parks & arcades .....	(C)	(D)	(D)	2	1	—	—	—	—	1	—	—	—
71311	Amusement & theme parks .....	(C)	(D)	(D)	1	—	—	—	—	—	1	—	—	—
72	Accommodation & food services .....	251	446	2 028	24	10	4	6	4	—	—	—	—	—
722	Food services & drinking places .....	228	401	1 803	20	8	3	5	4	—	—	—	—	—
7221	Full-service restaurants .....	152	264	1 217	11	3	3	2	3	—	—	—	—	—
72211	Full-service restaurants .....	152	264	1 217	11	3	3	2	3	—	—	—	—	—
722110	Full-service restaurants .....	152	264	1 217	11	3	3	2	3	—	—	—	—	—
81	Other services (except public administration) .....	172	530	2 245	48	37	8	2	1	—	—	—	—	—
813	Religious, grantmaking, civic, prof & like organizations .....	138	351	1 411	27	18	6	2	1	—	—	—	—	—
95	Auxiliaries (exc corporate, subsidiary & regional mgt) .....	(A)	(D)	(D)	2	—	2	—	—	—	—	—	—	—
99	Unclassified establishments .....	4	23	122	3	3	—	—	—	—	—	—	—	—
<b>STARKE</b>														
	<b>Total .....</b>	<b>3 865</b>	<b>17 619</b>	<b>74 988</b>	<b>344</b>	<b>194</b>	<b>74</b>	<b>40</b>	<b>24</b>	<b>5</b>	<b>4</b>	<b>3</b>	<b>—</b>	<b>—</b>
11	Forestry, fishing, hunting, and agriculture support .....	(A)	(D)	(D)	2	1	1	—	—	—	—	—	—	—
22	Utilities .....	(A)	(D)	(D)	1	1	—	—	—	—	—	—	—	—
23	Construction .....	118	439	1 969	39	29	8	2	—	—	—	—	—	—
31-33	Manufacturing .....	1 338	7 990	33 233	24	7	2	3	5	2	4	1	—	—
321	Wood product mfg .....	(E)	(D)	(D)	5	2	1	—	1	—	1	—	—	—
3219	Other wood product mfg .....	(E)	(D)	(D)	4	1	1	—	1	—	1	—	—	—
32191	Millwork .....	(C)	(D)	(D)	1	—	—	—	—	—	1	—	—	—
326	Plastics & rubber products mfg .....	335	1 926	7 490	3	—	—	—	1	—	2	—	—	—
3261	Plastics product mfg .....	335	1 926	7 490	3	—	—	—	1	—	2	—	—	—
32619	Other plastics product mfg .....	335	1 926	7 490	3	—	—	—	1	—	2	—	—	—
326199	All other plastics product mfg .....	335	1 926	7 490	3	—	—	—	1	—	2	—	—	—
333	Machinery mfg .....	(C)	(D)	(D)	2	1	—	—	—	—	1	—	—	—
3334	HVAC & commercial refrigeration equipment mfg .....	(C)	(D)	(D)	1	—	—	—	—	—	1	—	—	—
33341	HVAC & commercial refrigeration equipment mfg .....	(C)	(D)	(D)	1	—	—	—	—	—	1	—	—	—
336	Transportation equipment mfg .....	342	2 014	7 883	4	—	1	1	1	—	—	1	—	—
3363	Motor vehicle parts mfg .....	(E)	(D)	(D)	2	—	1	—	—	—	—	1	—	—
33637	Motor vehicle metal stamping .....	(E)	(D)	(D)	1	—	—	—	—	—	—	1	—	—
42	Wholesale trade .....	98	466	2 227	16	7	6	2	1	—	—	—	—	—
44-45	Retail trade .....	755	2 826	11 802	85	39	21	14	9	2	—	—	—	—
444	Bldg material & garden equip & supp dealers .....	112	466	2 095	17	7	7	2	1	—	—	—	—	—
445	Food & beverage stores .....	210	618	2 479	10	3	1	2	2	—	—	—	—	—
4451	Grocery stores .....	(C)	(D)	(D)	7	1	1	2	1	2	—	—	—	—
44511	Grocery (except convenience) stores .....	114	449	1 724	5	1	—	2	1	1	—	—	—	—
445110	Grocery (except convenience) stores .....	114	449	1 724	5	1	—	2	1	1	—	—	—	—
447	Gasoline stations .....	112	267	1 058	8	3	1	2	2	—	—	—	—	—
4471	Gasoline stations .....	112	267	1 058	8	3	1	2	2	—	—	—	—	—
48-49	Transportation & warehousing .....	40	332	1 451	14	11	2	1	—	—	—	—	—	—
51	Information .....	41	326	1 303	9	5	3	1	—	—	—	—	—	—
52	Finance & insurance .....	65	328	1 459	13	7	5	1	—	—	—	—	—	—
53	Real estate & rental & leasing .....	25	83	368	11	9	2	—	—	—	—	—	—	—
54	Professional, scientific & technical services .....	43	189	685	14	11	3	—	—	—	—	—	—	—
56	Admin, support, waste mgt, remediation services .....	44	170	800	10	7	2	—	1	—	—	—	—	—
61	Educational services .....	22	61	233	3	2	—	1	—	—	—	—	—	—

See footnotes at end of table.

**Table 6. Counties—Employees, Payroll, and Establishments by Industry: 2000—Con.**

[Excludes most government employees, railroad employees, and self-employed persons. Size class 1 to 4 includes establishments with payroll, but no employees, during mid-March pay period. (D) denotes figures withheld to avoid disclosing data for individual companies; the data are included in broader industry totals. Detailed industries with 100 or more employees are shown if industry was not a (D). For explanation of terms, abbreviations, and data reliability/comparability, see introductory text]

NAICS code	Industry	Number of employees for week including March 12	Payroll (\$1,000)		Total number of establishments	Number of establishments by employment-size class									
			First quarter	Annual		1 to 4	5 to 9	10 to 19	20 to 49	50 to 99	100 to 249	250 to 499	500 to 999	1,000 or more	
<b>STARKE—Con.</b>															
<b>62</b>	<b>Health care and social assistance . . . . .</b>	<b>790</b>	<b>3 333</b>	<b>14 623</b>	<b>23</b>	<b>6</b>	<b>5</b>	<b>7</b>	<b>2</b>	<b>1</b>	—	<b>2</b>	—	—	
622	Hospitals . . . . .	(E)	(D)	(D)	2	1	—	—	—	—	—	1	—	—	
6221	General medical & surgical hospitals . . . . .	(E)	(D)	(D)	2	1	—	—	—	—	—	1	—	—	
62211	General medical & surgical hospitals . . . . .	(E)	(D)	(D)	2	1	—	—	—	—	—	1	—	—	
623	Nursing & residential care facilities . . . . .	(E)	(D)	(D)	5	—	1	1	1	1	—	1	—	—	
6231	Nursing care facilities . . . . .	377	1 111	5 016	3	—	—	—	1	1	—	1	—	—	
62311	Nursing care facilities . . . . .	377	1 111	5 016	3	—	—	—	1	1	—	1	—	—	
623110	Nursing care facilities . . . . .	377	1 111	5 016	3	—	—	—	1	1	—	1	—	—	
<b>71</b>	<b>Arts, entertainment &amp; recreation . . . . .</b>	<b>(B)</b>	<b>(D)</b>	<b>(D)</b>	<b>6</b>	<b>5</b>	<b>1</b>	—	—	—	—	—	—	—	
<b>72</b>	<b>Accommodation &amp; food services . . . . .</b>	<b>325</b>	<b>654</b>	<b>2 976</b>	<b>35</b>	<b>15</b>	<b>8</b>	<b>6</b>	<b>6</b>	—	—	—	—	—	
722	Food services & drinking places . . . . .	(E)	(D)	(D)	33	14	7	6	6	—	—	—	—	—	
7221	Full-service restaurants . . . . .	120	267	1 220	13	6	1	3	3	—	—	—	—	—	
72211	Full-service restaurants . . . . .	120	267	1 220	13	6	1	3	3	—	—	—	—	—	
722110	Full-service restaurants . . . . .	120	267	1 220	13	6	1	3	3	—	—	—	—	—	
7222	Limited-service eating places . . . . .	150	283	1 263	8	1	1	3	3	—	—	—	—	—	
72221	Limited-service eating places . . . . .	150	283	1 263	8	1	1	3	3	—	—	—	—	—	
<b>81</b>	<b>Other services (except public administration) . . . . .</b>	<b>129</b>	<b>331</b>	<b>1 337</b>	<b>38</b>	<b>31</b>	<b>5</b>	<b>2</b>	—	—	—	—	—	—	
<b>99</b>	<b>Unclassified establishments . . . . .</b>	<b>(A)</b>	<b>(D)</b>	<b>(D)</b>	<b>1</b>	<b>1</b>	—	—	—	—	—	—	—	—	
<b>STEUBEN</b>															
	<b>Total . . . . .</b>	<b>21 270</b>	<b>122 207</b>	<b>494 230</b>	<b>1 018</b>	<b>529</b>	<b>211</b>	<b>116</b>	<b>82</b>	<b>38</b>	<b>31</b>	<b>9</b>	—	<b>2</b>	
<b>11</b>	<b>Forestry, fishing, hunting, and agriculture support . . . . .</b>	<b>(A)</b>	<b>(D)</b>	<b>(D)</b>	<b>1</b>	<b>1</b>	—	—	—	—	—	—	—	—	
<b>21</b>	<b>Mining . . . . .</b>	<b>(A)</b>	<b>(D)</b>	<b>(D)</b>	<b>1</b>	<b>1</b>	—	—	—	—	—	—	—	—	
<b>22</b>	<b>Utilities . . . . .</b>	<b>(B)</b>	<b>(D)</b>	<b>(D)</b>	<b>4</b>	<b>1</b>	<b>1</b>	—	<b>2</b>	—	—	—	—	—	
<b>23</b>	<b>Construction . . . . .</b>	<b>512</b>	<b>3 374</b>	<b>15 412</b>	<b>113</b>	<b>80</b>	<b>19</b>	<b>10</b>	<b>4</b>	—	—	—	—	—	
233	Building, developing & general contracting . . . . .	131	824	3 655	35	27	4	3	1	—	—	—	—	—	
2332	Residential building construction . . . . .	(C)	(D)	(D)	31	25	3	3	—	—	—	—	—	—	
23321	Single-family housing construction . . . . .	100	592	2 558	30	24	3	3	—	—	—	—	—	—	
233210	Single-family housing construction . . . . .	100	592	2 558	30	24	3	3	—	—	—	—	—	—	
235	Special trade contractors . . . . .	338	2 284	10 316	72	51	13	5	3	—	—	—	—	—	
<b>31-33</b>	<b>Manufacturing . . . . .</b>	<b>7 768</b>	<b>57 537</b>	<b>228 872</b>	<b>114</b>	<b>22</b>	<b>12</b>	<b>13</b>	<b>21</b>	<b>19</b>	<b>22</b>	<b>5</b>	—	—	
311	Food mfg . . . . .	213	1 474	6 465	4	—	1	—	1	1	1	—	—	—	
3111	Animal food mfg . . . . .	(C)	(D)	(D)	1	—	—	—	—	—	1	—	—	—	
31111	Animal food mfg . . . . .	(C)	(D)	(D)	1	—	—	—	—	—	1	—	—	—	
323	Printing & related support activities . . . . .	311	2 621	11 086	6	2	—	2	1	—	1	—	—	—	
3231	Printing & related support activities . . . . .	311	2 621	11 086	6	2	—	2	1	—	1	—	—	—	
32311	Printing . . . . .	311	2 621	11 086	6	2	—	2	1	—	1	—	—	—	
326	Plastics & rubber products mfg . . . . .	581	3 577	13 513	10	1	—	1	3	2	3	—	—	—	
3261	Plastics product mfg . . . . .	(F)	(D)	(D)	8	1	—	1	2	3	—	—	—	—	
32619	Other plastics product mfg . . . . .	494	3 031	11 535	7	1	—	1	2	3	—	—	—	—	
326199	All other plastics product mfg . . . . .	494	3 031	11 535	7	1	—	1	2	3	—	—	—	—	
327	Nonmetallic mineral product mfg . . . . .	788	5 913	21 768	7	1	—	1	2	1	1	1	—	—	
3272	Glass & glass product mfg . . . . .	(F)	(D)	(D)	2	—	—	—	—	—	1	1	—	—	
32721	Glass & glass product mfg . . . . .	(F)	(D)	(D)	2	—	—	—	—	—	1	1	—	—	
331	Primary metal mfg . . . . .	560	3 403	14 092	6	1	—	1	—	2	2	—	—	—	
3315	Foundries . . . . .	(E)	(D)	(D)	4	—	—	1	—	1	2	—	—	—	
33152	Nonferrous metal foundries . . . . .	487	2 902	11 612	3	—	—	—	—	1	2	—	—	—	
332	Fabricated metal product mfg . . . . .	1 518	11 860	47 898	31	7	5	3	4	5	7	—	—	—	
3321	Forging & stamping . . . . .	222	1 829	8 085	5	1	—	—	2	2	—	—	—	—	
33211	Forging & stamping . . . . .	222	1 829	8 085	5	1	—	—	2	2	—	—	—	—	
332116	Metal stamping . . . . .	222	1 829	8 085	5	1	—	—	2	2	—	—	—	—	
3324	Boiler, tank & shipping container mfg . . . . .	(C)	(D)	(D)	1	—	—	—	—	—	1	—	—	—	
33242	Metal tank (heavy gauge) mfg . . . . .	(C)	(D)	(D)	1	—	—	—	—	—	1	—	—	—	
3325	Hardware mfg . . . . .	(E)	(D)	(D)	2	—	—	—	—	—	2	—	—	—	
33251	Hardware mfg . . . . .	(E)	(D)	(D)	2	—	—	—	—	—	2	—	—	—	
3326	Spring & wire product mfg . . . . .	388	2 689	11 105	5	1	—	—	1	1	2	—	—	—	
33261	Spring & wire product mfg . . . . .	388	2 689	11 105	5	1	—	—	1	1	2	—	—	—	
3328	Coating, engrave, heat treating & oth activity . . . . .	216	1 262	5 310	4	1	—	1	—	1	1	—	—	—	
33281	Coating, engrave, heat treating & oth activity . . . . .	216	1 262	5 310	4	1	—	1	—	1	1	—	—	—	
3329	Other fabricated metal product mfg . . . . .	(C)	(D)	(D)	3	—	2	—	—	—	1	—	—	—	
33291	Metal valve mfg . . . . .	(C)	(D)	(D)	1	—	—	—	—	—	1	—	—	—	
333	Machinery mfg . . . . .	555	4 669	17 095	13	2	2	2	3	3	1	—	—	—	
3335	Metalworking machinery mfg . . . . .	(C)	(D)	(D)	6	1	—	2	2	1	—	—	—	—	
33351	Metalworking machinery mfg . . . . .	(C)	(D)	(D)	6	1	—	2	2	1	—	—	—	—	
3336	Engine, turbine & power transmsn equip mfg . . . . .	(C)	(D)	(D)	2	1	—	—	—	—	1	—	—	—	
33361	Engine, turbine & power transmsn equip mfg . . . . .	(C)	(D)	(D)	2	1	—	—	—	—	1	—	—	—	
3339	Other general purpose machinery mfg . . . . .	190	1 337	5 618	4	—	1	—	1	2	—	—	—	—	
33399	All other general purpose machinery mfg . . . . .	(C)	(D)	(D)	3	—	1	—	—	2	—	—	—	—	

See footnotes at end of table.

**Table 6. Counties—Employees, Payroll, and Establishments by Industry: 2000—Con.**

[Excludes most government employees, railroad employees, and self-employed persons. Size class 1 to 4 includes establishments with payroll, but no employees, during mid-March pay period. (D) denotes figures withheld to avoid disclosing data for individual companies; the data are included in broader industry totals. Detailed industries with 100 or more employees are shown if industry was not a (D). For explanation of terms, abbreviations, and data reliability/comparability, see introductory text]

NAICS code	Industry	Number of employees for week including March 12	Payroll (\$1,000)		Total number of establishments	Number of establishments by employment-size class								
			First quarter	Annual		1 to 4	5 to 9	10 to 19	20 to 49	50 to 99	100 to 249	250 to 499	500 to 999	1,000 or more
<b>STEUBEN—Con.</b>														
<b>31-33 Manufacturing—Con.</b>														
335	Electrical equip, appliance & component mfg . . . .	471	2 936	12 074	7	—	1	1	3	—	2	—	—	—
3353	Electrical equipment mfg . . . . .	(C)	(D)	(D)	2	—	—	—	1	—	1	—	—	—
33531	Electrical equipment mfg . . . . .	(C)	(D)	(D)	2	—	—	—	1	—	1	—	—	—
3359	Other electrical equipment & component mfg . . .	(E)	(D)	(D)	5	—	1	1	2	—	1	—	—	—
33599	All oth electrical equipment & component mfg . . . . .	(C)	(D)	(D)	2	—	—	—	1	—	1	—	—	—
336	Transportation equipment mfg . . . . .	2 528	19 628	75 612	14	1	1	—	—	4	4	4	—	—
3363	Motor vehicle parts mfg . . . . .	(G)	(D)	(D)	12	—	1	—	—	3	4	4	—	—
33631	Motor vehicle gas engine & engine parts mfg . . . .	683	4 648	20 224	3	—	—	—	—	1	1	1	—	—
336312	Gasoline engine & engine parts mfg . . . . .	683	4 648	20 224	3	—	—	—	—	1	1	1	—	—
33633	Motor vehicle steering & suspension parts mfg . . . . .	(E)	(D)	(D)	1	—	—	—	—	—	—	1	—	—
33635	MV transmission & power train parts mfg . . . . .	(F)	(D)	(D)	2	—	—	—	—	—	1	1	—	—
33637	Motor vehicle metal stamping . . . . .	(E)	(D)	(D)	2	—	—	—	—	1	1	—	—	—
33639	Other motor vehicle parts mfg . . . . .	(F)	(D)	(D)	3	—	1	—	—	—	1	1	—	—
<b>42</b>	<b>Wholesale trade . . . . .</b>	<b>242</b>	<b>1 422</b>	<b>6 227</b>	<b>44</b>	<b>31</b>	<b>9</b>	<b>1</b>	<b>2</b>	<b>1</b>	—	—	—	—
421	Wholesale trade, durable goods . . . . .	222	1 296	5 706	36	24	8	1	2	1	—	—	—	—
<b>44-45</b>	<b>Retail trade . . . . .</b>	<b>2 711</b>	<b>11 006</b>	<b>44 510</b>	<b>231</b>	<b>89</b>	<b>79</b>	<b>39</b>	<b>17</b>	<b>3</b>	<b>3</b>	<b>1</b>	—	—
441	Motor vehicle & parts dealers . . . . .	239	1 494	6 537	28	12	9	4	3	—	—	—	—	—
4411	Automobile dealers . . . . .	107	837	3 477	10	6	1	—	3	—	—	—	—	—
442	Furniture & home furnishing stores . . . . .	136	530	2 182	19	7	7	4	1	—	—	—	—	—
444	Bldg material & garden equip & supp dealers . . . . .	154	840	3 654	20	8	7	3	2	—	—	—	—	—
4441	Building material & supplies dealers . . . . .	123	625	2 544	14	6	4	2	2	—	—	—	—	—
445	Food & beverage stores . . . . .	471	1 564	6 147	27	6	10	6	4	—	1	—	—	—
4451	Grocery stores . . . . .	407	1 261	4 935	17	3	5	4	4	—	1	—	—	—
44511	Grocery (except convenience) stores . . . . .	349	1 065	4 111	10	2	2	1	4	—	1	—	—	—
445110	Grocery (except convenience) stores . . . . .	349	1 065	4 111	10	2	2	1	4	—	1	—	—	—
447	Gasoline stations . . . . .	266	881	3 359	24	5	9	8	1	1	—	—	—	—
4471	Gasoline stations . . . . .	266	881	3 359	24	5	9	8	1	1	—	—	—	—
44711	Gasoline stations with convenience stores . . . .	106	294	1 151	12	2	5	5	—	—	—	—	—	—
447110	Gasoline stations with convenience stores . . . .	106	294	1 151	12	2	5	5	—	—	—	—	—	—
44719	Other gasoline stations . . . . .	160	587	2 208	12	3	4	3	1	1	—	—	—	—
447190	Other gasoline stations . . . . .	160	587	2 208	12	3	4	3	1	1	—	—	—	—
448	Clothing & clothing accessories stores . . . . .	406	1 270	5 502	46	15	21	7	2	1	—	—	—	—
4481	Clothing stores . . . . .	336	1 042	4 574	29	5	14	7	2	1	—	—	—	—
452	General merchandise stores . . . . .	585	2 516	8 885	7	2	1	1	—	—	2	1	—	—
4521	Department stores . . . . .	(E)	(D)	(D)	2	—	—	—	—	—	2	—	—	—
45211	Department stores . . . . .	(E)	(D)	(D)	2	—	—	—	—	—	2	—	—	—
4529	Other general merchandise stores . . . . .	(E)	(D)	(D)	5	2	1	1	—	—	—	1	—	—
45291	Warehouse clubs & superstores . . . . .	(E)	(D)	(D)	1	—	—	—	—	—	—	1	—	—
453	Miscellaneous store retailers . . . . .	203	555	2 718	20	11	5	2	1	1	—	—	—	—
4532	Office supplies, stationery & gift stores . . . . .	131	251	1 251	7	5	—	—	1	1	—	—	—	—
<b>48-49</b>	<b>Transportation &amp; warehousing . . . . .</b>	<b>233</b>	<b>2 417</b>	<b>9 224</b>	<b>29</b>	<b>20</b>	<b>3</b>	<b>3</b>	<b>2</b>	<b>1</b>	—	—	—	—
484	Truck transportation . . . . .	201	2 219	8 406	26	20	1	2	2	1	—	—	—	—
4842	Specialized freight trucking . . . . .	105	848	4 848	11	9	—	1	—	1	—	—	—	—
<b>51</b>	<b>Information . . . . .</b>	<b>281</b>	<b>2 002</b>	<b>9 179</b>	<b>10</b>	<b>5</b>	<b>1</b>	<b>1</b>	<b>2</b>	—	<b>1</b>	—	—	—
514	Information & data processing services . . . . .	(C)	(D)	(D)	2	1	—	—	—	—	1	—	—	—
5142	Data processing services . . . . .	(C)	(D)	(D)	1	—	—	—	—	—	1	—	—	—
51421	Data processing services . . . . .	(C)	(D)	(D)	1	—	—	—	—	—	1	—	—	—
<b>52</b>	<b>Finance &amp; insurance . . . . .</b>	<b>266</b>	<b>1 965</b>	<b>7 953</b>	<b>51</b>	<b>32</b>	<b>14</b>	<b>3</b>	<b>2</b>	—	—	—	—	—
522	Credit intermediation & related activities . . . . .	213	1 392	5 701	28	11	12	3	2	—	—	—	—	—
5221	Depository credit intermediation . . . . .	176	1 167	4 808	18	4	9	3	2	—	—	—	—	—
52211	Commercial banking . . . . .	123	840	3 515	13	2	8	2	1	—	—	—	—	—
522110	Commercial banking . . . . .	123	840	3 515	13	2	8	2	1	—	—	—	—	—
<b>53</b>	<b>Real estate &amp; rental &amp; leasing . . . . .</b>	<b>138</b>	<b>645</b>	<b>2 726</b>	<b>35</b>	<b>29</b>	<b>3</b>	<b>2</b>	—	<b>1</b>	—	—	—	—
<b>54</b>	<b>Professional, scientific &amp; technical services . . . . .</b>	<b>386</b>	<b>2 591</b>	<b>14 172</b>	<b>57</b>	<b>41</b>	<b>8</b>	<b>5</b>	<b>2</b>	—	<b>1</b>	—	—	—
541	Professional, scientific & technical services . . . . .	386	2 591	14 172	57	41	8	5	2	—	1	—	—	—
5412	Accounting, tax prep, bookkeep, payroll services . . . . .	227	1 660	10 219	15	11	—	1	2	—	1	—	—	—
54121	Accounting, tax prep, bookkeep, payroll services . . . . .	227	1 660	10 219	15	11	—	1	2	—	1	—	—	—
<b>55</b>	<b>Management of companies &amp; enterprises . . . . .</b>	<b>(A)</b>	<b>(D)</b>	<b>(D)</b>	<b>1</b>	<b>1</b>	—	—	—	—	—	—	—	—
<b>56</b>	<b>Admin, support, waste mgt, remediation services . . . . .</b>	<b>4 660</b>	<b>26 085</b>	<b>101 611</b>	<b>48</b>	<b>25</b>	<b>5</b>	<b>3</b>	<b>7</b>	<b>2</b>	<b>3</b>	<b>2</b>	—	<b>1</b>
561	Administrative & support services . . . . .	4 660	26 085	101 611	48	25	5	3	7	2	3	2	—	1
5613	Employment services . . . . .	4 385	25 123	97 022	18	4	1	1	5	2	2	2	—	1
56132	Temporary help services . . . . .	(E)	(D)	(D)	10	2	1	1	5	—	1	—	—	—
56133	Employee leasing services . . . . .	(H)	(D)	(D)	8	2	—	—	—	2	1	2	—	1
5617	Services to buildings & dwellings . . . . .	250	843	4 127	23	16	2	2	2	—	1	—	—	—
56172	Janitorial services . . . . .	213	760	3 218	6	2	—	1	2	—	1	—	—	—
561720	Janitorial services . . . . .	213	760	3 218	6	2	—	1	2	—	1	—	—	—

See footnotes at end of table.

**Table 6. Counties—Employees, Payroll, and Establishments by Industry: 2000—Con.**

[Excludes most government employees, railroad employees, and self-employed persons. Size class 1 to 4 includes establishments with payroll, but no employees, during mid-March pay period. (D) denotes figures withheld to avoid disclosing data for individual companies; the data are included in broader industry totals. Detailed industries with 100 or more employees are shown if industry was not a (D). For explanation of terms, abbreviations, and data reliability/comparability, see introductory text]

NAICS code	Industry	Number of employees for week including March 12	Payroll (\$1,000)		Total number of establishments	Number of establishments by employment-size class								
			First quarter	Annual		1 to 4	5 to 9	10 to 19	20 to 49	50 to 99	100 to 249	250 to 499	500 to 999	1,000 or more
<b>STEUBEN—Con.</b>														
<b>61</b>	<b>Educational services . . . . .</b>	<b>(G)</b>	<b>(D)</b>	<b>(D)</b>	<b>5</b>	<b>4</b>	—	—	—	—	—	—	—	<b>1</b>
611	Educational services . . . . .	(G)	(D)	(D)	5	4	—	—	—	—	—	—	—	1
6113	Colleges, universities & professional schools . . .	(G)	(D)	(D)	1	—	—	—	—	—	—	—	—	1
61131	Colleges, universities & professional schools . . .	(G)	(D)	(D)	1	—	—	—	—	—	—	—	—	1
<b>62</b>	<b>Health care and social assistance . . . . .</b>	<b>916</b>	<b>4 656</b>	<b>20 911</b>	<b>61</b>	<b>29</b>	<b>17</b>	<b>10</b>	<b>1</b>	<b>2</b>	<b>1</b>	<b>1</b>	—	—
621	Ambulatory health care services . . . . .	229	1 608	7 470	40	18	13	9	—	—	—	—	—	—
622	Hospitals . . . . .	(E)	(D)	(D)	1	—	—	—	—	—	—	1	—	—
6221	General medical & surgical hospitals . . . . .	(E)	(D)	(D)	1	—	—	—	—	—	—	1	—	—
62211	General medical & surgical hospitals . . . . .	(E)	(D)	(D)	1	—	—	—	—	—	—	1	—	—
623	Nursing & residential care facilities . . . . .	155	847	3 489	6	1	2	1	—	2	—	—	—	—
6231	Nursing care facilities . . . . .	(C)	(D)	(D)	2	—	—	—	—	2	—	—	—	—
62311	Nursing care facilities . . . . .	(C)	(D)	(D)	2	—	—	—	—	2	—	—	—	—
624	Social assistance . . . . .	(C)	(D)	(D)	14	10	2	—	1	—	1	—	—	—
6243	Vocational rehabilitation services . . . . .	(C)	(D)	(D)	2	1	—	—	—	—	1	—	—	—
62431	Vocational rehabilitation services . . . . .	(C)	(D)	(D)	2	1	—	—	—	—	1	—	—	—
<b>71</b>	<b>Arts, entertainment &amp; recreation . . . . .</b>	<b>106</b>	<b>270</b>	<b>1 667</b>	<b>19</b>	<b>11</b>	<b>5</b>	<b>2</b>	<b>1</b>	—	—	—	—	—
<b>72</b>	<b>Accommodation &amp; food services . . . . .</b>	<b>1 377</b>	<b>3 054</b>	<b>13 580</b>	<b>82</b>	<b>30</b>	<b>13</b>	<b>14</b>	<b>17</b>	<b>8</b>	—	—	—	—
721	Accommodation . . . . .	160	435	2 315	16	10	2	2	1	1	—	—	—	—
7211	Traveler accommodation . . . . .	132	330	1 474	7	3	1	1	1	1	—	—	—	—
72111	Hotels (exc casino hotels) & motels . . . . .	132	330	1 474	7	3	1	1	1	1	—	—	—	—
721110	Hotels (exc casino hotels) & motels . . . . .	132	330	1 474	7	3	1	1	1	1	—	—	—	—
722	Food services & drinking places . . . . .	1 217	2 619	11 265	66	20	11	12	16	7	—	—	—	—
7221	Full-service restaurants . . . . .	537	1 249	5 549	33	8	6	9	9	1	—	—	—	—
72211	Full-service restaurants . . . . .	537	1 249	5 549	33	8	6	9	9	1	—	—	—	—
722110	Full-service restaurants . . . . .	537	1 249	5 549	33	8	6	9	9	1	—	—	—	—
7222	Limited-service eating places . . . . .	582	1 185	5 001	26	7	4	3	7	5	—	—	—	—
72221	Limited-service eating places . . . . .	582	1 185	5 001	26	7	4	3	7	5	—	—	—	—
722211	Limited-service restaurants . . . . .	539	1 090	4 649	19	3	3	1	7	5	—	—	—	—
<b>81</b>	<b>Other services (except public administration) . . . . .</b>	<b>512</b>	<b>1 498</b>	<b>6 405</b>	<b>103</b>	<b>69</b>	<b>21</b>	<b>10</b>	<b>2</b>	<b>1</b>	—	—	—	—
813	Religious, grantmaking, civic, prof & like organizations . . . . .	342	770	3 163	54	32	12	7	2	1	—	—	—	—
8131	Religious organizations . . . . .	155	404	1 638	28	17	5	4	2	—	—	—	—	—
81311	Religious organizations . . . . .	155	404	1 638	28	17	5	4	2	—	—	—	—	—
813110	Religious organizations . . . . .	155	404	1 638	28	17	5	4	2	—	—	—	—	—
<b>99</b>	<b>Unclassified establishments . . . . .</b>	<b>10</b>	<b>20</b>	<b>168</b>	<b>9</b>	<b>8</b>	<b>1</b>	—	—	—	—	—	—	—
<b>SULLIVAN</b>														
	<b>Total . . . . .</b>	<b>3 871</b>	<b>23 581</b>	<b>90 476</b>	<b>387</b>	<b>241</b>	<b>68</b>	<b>40</b>	<b>26</b>	<b>2</b>	<b>9</b>	<b>1</b>	—	—
<b>11</b>	<b>Forestry, fishing, hunting, and agriculture support . . . . .</b>	<b>16</b>	<b>48</b>	<b>206</b>	<b>9</b>	<b>8</b>	<b>1</b>	—	—	—	—	—	—	—
<b>21</b>	<b>Mining . . . . .</b>	<b>(C)</b>	<b>(D)</b>	<b>(D)</b>	<b>3</b>	<b>1</b>	<b>1</b>	—	—	—	<b>1</b>	—	—	—
213	Mining support activities . . . . .	(C)	(D)	(D)	1	—	—	—	—	—	1	—	—	—
2131	Mining support activities . . . . .	(C)	(D)	(D)	1	—	—	—	—	—	1	—	—	—
21311	Mining support activities . . . . .	(C)	(D)	(D)	1	—	—	—	—	—	1	—	—	—
<b>22</b>	<b>Utilities . . . . .</b>	<b>258</b>	<b>3 869</b>	<b>14 716</b>	<b>6</b>	<b>2</b>	<b>1</b>	<b>2</b>	—	—	<b>1</b>	—	—	—
221	Utilities . . . . .	258	3 869	14 716	6	2	1	2	—	—	1	—	—	—
2211	Elec pwr generation, transmsn & distribution . . .	(C)	(D)	(D)	3	1	—	1	—	—	1	—	—	—
22111	Electric power generation . . . . .	(C)	(D)	(D)	2	1	—	—	—	—	1	—	—	—
<b>23</b>	<b>Construction . . . . .</b>	<b>145</b>	<b>660</b>	<b>2 846</b>	<b>34</b>	<b>24</b>	<b>8</b>	<b>1</b>	<b>1</b>	—	—	—	—	—
235	Special trade contractors . . . . .	112	527	2 268	23	15	6	1	1	—	—	—	—	—
<b>31-33</b>	<b>Manufacturing . . . . .</b>	<b>584</b>	<b>3 870</b>	<b>14 103</b>	<b>15</b>	<b>3</b>	<b>3</b>	<b>3</b>	<b>3</b>	—	<b>3</b>	—	—	—
321	Wood product mfg . . . . .	102	562	2 267	3	—	—	1	2	—	—	—	—	—
326	Plastics & rubber products mfg . . . . .	(C)	(D)	(D)	2	—	—	—	—	—	2	—	—	—
3261	Plastics product mfg . . . . .	(C)	(D)	(D)	1	—	—	—	—	—	1	—	—	—
32616	Plastics bottle mfg . . . . .	(C)	(D)	(D)	1	—	—	—	—	—	1	—	—	—
3262	Rubber product mfg . . . . .	(C)	(D)	(D)	1	—	—	—	—	—	1	—	—	—
32629	Other rubber product mfg . . . . .	(C)	(D)	(D)	1	—	—	—	—	—	1	—	—	—
336	Transportation equipment mfg . . . . .	(C)	(D)	(D)	1	—	—	—	—	—	1	—	—	—
3363	Motor vehicle parts mfg . . . . .	(C)	(D)	(D)	1	—	—	—	—	—	1	—	—	—
33635	MV transmission & power train parts mfg . . . . .	(C)	(D)	(D)	1	—	—	—	—	—	1	—	—	—
<b>42</b>	<b>Wholesale trade . . . . .</b>	<b>146</b>	<b>984</b>	<b>4 184</b>	<b>22</b>	<b>12</b>	<b>5</b>	<b>3</b>	<b>2</b>	—	—	—	—	—

See footnotes at end of table.

**Table 6. Counties—Employees, Payroll, and Establishments by Industry: 2000—Con.**

[Excludes most government employees, railroad employees, and self-employed persons. Size class 1 to 4 includes establishments with payroll, but no employees, during mid-March pay period. (D) denotes figures withheld to avoid disclosing data for individual companies; the data are included in broader industry totals. Detailed industries with 100 or more employees are shown if industry was not a (D). For explanation of terms, abbreviations, and data reliability/comparability, see introductory text]

NAICS code	Industry	Number of employees for week including March 12	Payroll (\$1,000)		Total number of establishments	Number of establishments by employment-size class								
			First quarter	Annual		1 to 4	5 to 9	10 to 19	20 to 49	50 to 99	100 to 249	250 to 499	500 to 999	1,000 or more
<b>SULLIVAN—Con.</b>														
<b>44-45</b>	<b>Retail trade</b> .....	<b>656</b>	<b>2 363</b>	<b>9 949</b>	<b>72</b>	<b>36</b>	<b>21</b>	<b>8</b>	<b>5</b>	<b>1</b>	<b>1</b>	—	—	—
445	Food & beverage stores .....	159	397	1 776	9	3	1	2	2	1	—	—	—	—
4451	Grocery stores .....	(C)	(D)	(D)	7	1	1	2	2	1	—	—	—	—
44511	Grocery (except convenience) stores .....	146	368	1 671	6	1	1	1	2	1	—	—	—	—
445110	Grocery (except convenience) stores .....	146	368	1 671	6	1	1	2	1	—	—	—	—	—
447	Gasoline stations .....	105	305	1 239	13	4	7	1	1	—	—	—	—	—
4471	Gasoline stations .....	105	305	1 239	13	4	7	1	1	—	—	—	—	—
452	General merchandise stores .....	(C)	(D)	(D)	3	—	1	1	—	—	1	—	—	—
4521	Department stores .....	(C)	(D)	(D)	1	—	—	—	—	—	1	—	—	—
45211	Department stores .....	(C)	(D)	(D)	1	—	—	—	—	—	1	—	—	—
<b>48-49</b>	<b>Transportation &amp; warehousing</b> .....	<b>129</b>	<b>788</b>	<b>3 267</b>	<b>30</b>	<b>20</b>	<b>7</b>	<b>2</b>	<b>1</b>	—	—	—	—	—
<b>51</b>	<b>Information</b> .....	<b>184</b>	<b>1 322</b>	<b>4 956</b>	<b>9</b>	<b>5</b>	<b>1</b>	<b>2</b>	—	—	<b>1</b>	—	—	—
513	Broadcasting & telecommunications .....	152	1 142	4 344	5	3	1	—	—	—	1	—	—	—
5131	Radio & television broadcasting .....	(C)	(D)	(D)	2	1	—	—	—	—	1	—	—	—
51312	Television broadcasting .....	(C)	(D)	(D)	1	—	—	—	—	—	1	—	—	—
<b>52</b>	<b>Finance &amp; insurance</b> .....	<b>187</b>	<b>1 469</b>	<b>5 538</b>	<b>24</b>	<b>17</b>	<b>2</b>	<b>1</b>	<b>4</b>	—	—	—	—	—
522	Credit intermediation & related activities .....	(C)	(D)	(D)	12	8	2	—	2	—	—	—	—	—
<b>53</b>	<b>Real estate &amp; rental &amp; leasing</b> .....	<b>23</b>	<b>65</b>	<b>273</b>	<b>10</b>	<b>9</b>	<b>1</b>	—	—	—	—	—	—	—
<b>54</b>	<b>Professional, scientific &amp; technical services</b> .....	<b>87</b>	<b>408</b>	<b>1 499</b>	<b>23</b>	<b>17</b>	<b>3</b>	<b>3</b>	—	—	—	—	—	—
<b>56</b>	<b>Admin, support, waste mgt, remediation services</b> .....	<b>221</b>	<b>1 722</b>	<b>5 817</b>	<b>10</b>	<b>6</b>	<b>1</b>	<b>2</b>	—	—	<b>1</b>	—	—	—
561	Administrative & support services .....	(C)	(D)	(D)	9	6	1	1	—	—	1	—	—	—
5611	Office administrative services .....	(C)	(D)	(D)	1	—	—	—	—	—	1	—	—	—
56111	Office administrative services .....	(C)	(D)	(D)	1	—	—	—	—	—	1	—	—	—
<b>61</b>	<b>Educational services</b> .....	<b>(B)</b>	<b>(D)</b>	<b>(D)</b>	<b>3</b>	<b>2</b>	—	—	<b>1</b>	—	—	—	—	—
<b>62</b>	<b>Health care and social assistance</b> .....	<b>514</b>	<b>2 589</b>	<b>10 004</b>	<b>26</b>	<b>15</b>	<b>5</b>	<b>2</b>	<b>2</b>	—	<b>1</b>	<b>1</b>	—	—
622	Hospitals .....	(E)	(D)	(D)	1	—	—	—	—	—	—	1	—	—
6221	General medical & surgical hospitals .....	(E)	(D)	(D)	1	—	—	—	—	—	—	1	—	—
62211	General medical & surgical hospitals .....	(E)	(D)	(D)	1	—	—	—	—	—	—	1	—	—
623	Nursing & residential care facilities .....	(C)	(D)	(D)	1	—	—	—	—	—	1	—	—	—
6231	Nursing care facilities .....	(C)	(D)	(D)	1	—	—	—	—	—	1	—	—	—
62311	Nursing care facilities .....	(C)	(D)	(D)	1	—	—	—	—	—	1	—	—	—
<b>71</b>	<b>Arts, entertainment &amp; recreation</b> .....	<b>(B)</b>	<b>(D)</b>	<b>(D)</b>	<b>1</b>	—	—	—	<b>1</b>	—	—	—	—	—
<b>72</b>	<b>Accommodation &amp; food services</b> .....	<b>351</b>	<b>585</b>	<b>2 693</b>	<b>33</b>	<b>16</b>	<b>2</b>	<b>8</b>	<b>6</b>	<b>1</b>	—	—	—	—
722	Food services & drinking places .....	(E)	(D)	(D)	31	16	1	7	6	1	—	—	—	—
7221	Full-service restaurants .....	112	171	829	10	4	—	3	3	—	—	—	—	—
72211	Full-service restaurants .....	112	171	829	10	4	—	3	3	—	—	—	—	—
722110	Full-service restaurants .....	112	171	829	10	4	—	3	3	—	—	—	—	—
7222	Limited-service eating places .....	205	367	1 606	15	6	1	4	3	1	—	—	—	—
72221	Limited-service eating places .....	205	367	1 606	15	6	1	4	3	1	—	—	—	—
722211	Limited-service restaurants .....	178	336	1 443	11	3	1	4	2	1	—	—	—	—
<b>81</b>	<b>Other services (except public administration)</b> .....	<b>168</b>	<b>453</b>	<b>1 798</b>	<b>53</b>	<b>44</b>	<b>6</b>	<b>3</b>	—	—	—	—	—	—
<b>99</b>	<b>Unclassified establishments</b> .....	<b>5</b>	<b>11</b>	<b>21</b>	<b>4</b>	<b>4</b>	—	—	—	—	—	—	—	—
<b>SWITZERLAND</b>														
	<b>Total</b> .....	<b>982</b>	<b>4 072</b>	<b>32 640</b>	<b>122</b>	<b>78</b>	<b>23</b>	<b>9</b>	<b>6</b>	<b>6</b>	—	—	—	—
<b>21</b>	<b>Mining</b> .....	<b>(B)</b>	<b>(D)</b>	<b>(D)</b>	<b>1</b>	—	—	—	—	<b>1</b>	—	—	—	—
<b>22</b>	<b>Utilities</b> .....	<b>(A)</b>	<b>(D)</b>	<b>(D)</b>	<b>2</b>	<b>2</b>	—	—	—	—	—	—	—	—
<b>23</b>	<b>Construction</b> .....	<b>64</b>	<b>444</b>	<b>1 825</b>	<b>15</b>	<b>11</b>	<b>2</b>	<b>1</b>	<b>1</b>	—	—	—	—	—
<b>31-33</b>	<b>Manufacturing</b> .....	<b>171</b>	<b>808</b>	<b>3 730</b>	<b>5</b>	<b>2</b>	—	<b>1</b>	—	<b>2</b>	—	—	—	—
326	Plastics & rubber products mfg .....	(C)	(D)	(D)	2	—	—	—	—	2	—	—	—	—
3261	Plastics product mfg .....	(C)	(D)	(D)	2	—	—	—	—	2	—	—	—	—
32619	Other plastics product mfg .....	(C)	(D)	(D)	2	—	—	—	—	2	—	—	—	—
<b>42</b>	<b>Wholesale trade</b> .....	<b>(A)</b>	<b>(D)</b>	<b>(D)</b>	<b>2</b>	<b>1</b>	—	<b>1</b>	—	—	—	—	—	—
<b>44-45</b>	<b>Retail trade</b> .....	<b>143</b>	<b>448</b>	<b>2 432</b>	<b>23</b>	<b>13</b>	<b>6</b>	<b>2</b>	<b>2</b>	—	—	—	—	—
<b>48-49</b>	<b>Transportation &amp; warehousing</b> .....	<b>13</b>	<b>69</b>	<b>258</b>	<b>5</b>	<b>4</b>	<b>1</b>	—	—	—	—	—	—	—
<b>51</b>	<b>Information</b> .....	<b>18</b>	<b>96</b>	<b>404</b>	<b>4</b>	<b>2</b>	<b>2</b>	—	—	—	—	—	—	—
<b>52</b>	<b>Finance &amp; insurance</b> .....	<b>63</b>	<b>292</b>	<b>1 095</b>	<b>7</b>	<b>3</b>	<b>2</b>	<b>1</b>	<b>1</b>	—	—	—	—	—
<b>53</b>	<b>Real estate &amp; rental &amp; leasing</b> .....	<b>(A)</b>	<b>(D)</b>	<b>(D)</b>	<b>4</b>	<b>3</b>	<b>1</b>	—	—	—	—	—	—	—
<b>54</b>	<b>Professional, scientific &amp; technical services</b> .....	<b>15</b>	<b>45</b>	<b>168</b>	<b>5</b>	<b>4</b>	<b>1</b>	—	—	—	—	—	—	—
<b>56</b>	<b>Admin, support, waste mgt, remediation services</b> .....	<b>67</b>	<b>238</b>	<b>1 006</b>	<b>5</b>	<b>3</b>	<b>1</b>	—	—	<b>1</b>	—	—	—	—
<b>61</b>	<b>Educational services</b> .....	<b>(A)</b>	<b>(D)</b>	<b>(D)</b>	<b>1</b>	<b>1</b>	—	—	—	—	—	—	—	—
<b>62</b>	<b>Health care and social assistance</b> .....	<b>152</b>	<b>570</b>	<b>2 370</b>	<b>12</b>	<b>5</b>	<b>5</b>	<b>1</b>	—	<b>1</b>	—	—	—	—
<b>71</b>	<b>Arts, entertainment &amp; recreation</b> .....	<b>(A)</b>	<b>(D)</b>	<b>(D)</b>	<b>3</b>	<b>3</b>	—	—	—	—	—	—	—	—

See footnotes at end of table.

**Table 6. Counties—Employees, Payroll, and Establishments by Industry: 2000—Con.**

[Excludes most government employees, railroad employees, and self-employed persons. Size class 1 to 4 includes establishments with payroll, but no employees, during mid-March pay period. (D) denotes figures withheld to avoid disclosing data for individual companies; the data are included in broader industry totals. Detailed industries with 100 or more employees are shown if industry was not a (D). For explanation of terms, abbreviations, and data reliability/comparability, see introductory text]

NAICS code	Industry	Number of employees for week including March 12	Payroll (\$1,000)		Total number of establishments	Number of establishments by employment-size class								
			First quarter	Annual		1 to 4	5 to 9	10 to 19	20 to 49	50 to 99	100 to 249	250 to 499	500 to 999	1,000 or more
<b>SWITZERLAND—Con.</b>														
<b>72</b>	<b>Accommodation &amp; food services .....</b>	<b>145</b>	<b>338</b>	<b>1 033</b>	<b>13</b>	<b>7</b>	<b>1</b>	<b>2</b>	<b>2</b>	<b>1</b>	—	—	—	—
722	Food services & drinking places .....	(C)	(D)	(D)	12	6	1	2	2	1	—	—	—	—
<b>81</b>	<b>Other services (except public administration) .....</b>	<b>(B)</b>	<b>(D)</b>	<b>(D)</b>	<b>11</b>	<b>10</b>	<b>1</b>	—	—	—	—	—	—	—
<b>99</b>	<b>Unclassified establishments .....</b>	<b>5</b>	<b>8</b>	<b>100</b>	<b>4</b>	<b>4</b>	—	—	—	—	—	—	—	—
<b>TIPPECANOE</b>														
	<b>Total .....</b>	<b>65 409</b>	<b>454 941</b>	<b>1 891 989</b>	<b>3 192</b>	<b>1 489</b>	<b>651</b>	<b>493</b>	<b>350</b>	<b>116</b>	<b>67</b>	<b>12</b>	<b>4</b>	<b>10</b>
<b>11</b>	<b>Forestry, fishing, hunting, and agriculture support .....</b>	<b>(B)</b>	<b>(D)</b>	<b>(D)</b>	<b>4</b>	<b>3</b>	—	<b>1</b>	—	—	—	—	—	—
<b>21</b>	<b>Mining .....</b>	<b>(B)</b>	<b>(D)</b>	<b>(D)</b>	<b>6</b>	<b>2</b>	<b>1</b>	<b>3</b>	—	—	—	—	—	—
<b>22</b>	<b>Utilities .....</b>	<b>132</b>	<b>1 733</b>	<b>6 344</b>	<b>8</b>	<b>2</b>	<b>3</b>	<b>1</b>	<b>1</b>	<b>1</b>	—	—	—	—
221	Utilities .....	132	1 733	6 344	8	2	3	1	1	1	—	—	—	—
<b>23</b>	<b>Construction .....</b>	<b>3 164</b>	<b>22 938</b>	<b>112 089</b>	<b>359</b>	<b>200</b>	<b>75</b>	<b>49</b>	<b>22</b>	<b>11</b>	<b>2</b>	—	—	—
233	Building, developing & general contracting .....	1 027	7 272	32 836	135	81	30	13	5	6	—	—	—	—
2332	Residential building construction .....	572	3 326	15 124	104	67	25	8	2	2	—	—	—	—
23321	Single-family housing construction .....	528	3 027	13 694	98	64	23	8	1	2	—	—	—	—
233210	Single-family housing construction .....	528	3 027	13 694	98	64	23	8	1	2	—	—	—	—
2333	Nonresidential building construction .....	445	3 908	17 519	25	9	4	5	3	4	—	—	—	—
23331	Mfg & industrial building construction .....	223	2 077	8 143	6	—	—	3	1	2	—	—	—	—
233310	Mfg & industrial building construction .....	223	2 077	8 143	6	—	—	3	1	2	—	—	—	—
23332	Commercial & institutional bldg construction ..	222	1 831	9 376	19	9	4	2	2	2	—	—	—	—
233320	Commercial & institutional bldg construction ..	222	1 831	9 376	19	9	4	2	2	2	—	—	—	—
234	Heavy construction .....	384	3 244	22 776	19	7	6	2	2	1	1	—	—	—
2341	Highway, street, bridge & tunnel construction ...	176	1 414	12 823	7	2	2	—	2	1	—	—	—	—
23411	Highway & street construction .....	176	1 414	12 823	7	2	2	—	2	1	—	—	—	—
234110	Highway & street construction .....	176	1 414	12 823	7	2	2	—	2	1	—	—	—	—
2349	Other heavy construction .....	208	1 830	9 953	12	5	4	2	—	—	1	—	—	—
23491	Water, sewer & pipeline construction .....	(C)	(D)	(D)	3	—	1	—	—	—	1	—	—	—
235	Special trade contractors .....	1 753	12 422	56 477	205	112	39	34	15	4	1	—	—	—
2351	Plumbing, heating & AC contractor .....	526	4 000	16 116	45	17	15	7	4	1	1	—	—	—
23511	Plumbing, heating & AC contractor .....	526	4 000	16 116	45	17	15	7	4	1	1	—	—	—
235110	Plumbing, heating & AC contractor .....	526	4 000	16 116	45	17	15	7	4	1	1	—	—	—
2353	Electrical contractors .....	332	2 906	13 263	23	11	5	1	4	2	—	—	—	—
23531	Electrical contractors .....	332	2 906	13 263	23	11	5	1	4	2	—	—	—	—
235310	Electrical contractors .....	332	2 906	13 263	23	11	5	1	4	2	—	—	—	—
2354	Masonry, drywall, insulation, tile contractors ...	282	1 954	9 496	26	13	2	8	2	1	—	—	—	—
23541	Masonry & stone contractors .....	186	1 319	5 874	15	8	1	4	1	1	—	—	—	—
235410	Masonry & stone contractors .....	186	1 319	5 874	15	8	1	4	1	1	—	—	—	—
2355	Carpentry & floor contractors .....	(C)	(D)	(D)	33	24	5	3	1	—	—	—	—	—
23551	Carpentry contractors .....	129	702	3 239	24	16	4	3	1	—	—	—	—	—
235510	Carpentry contractors .....	129	702	3 239	24	16	4	3	1	—	—	—	—	—
2356	Roofing, siding, & sheet metal contractors .....	111	772	4 059	15	7	2	4	2	—	—	—	—	—
23561	Roofing, siding, & sheet metal contractors .....	111	772	4 059	15	7	2	4	2	—	—	—	—	—
235610	Roofing, siding, & sheet metal contractors .....	111	772	4 059	15	7	2	4	2	—	—	—	—	—
2357	Concrete contractors .....	124	698	3 897	16	9	2	4	1	—	—	—	—	—
23571	Concrete contractors .....	124	698	3 897	16	9	2	4	1	—	—	—	—	—
235710	Concrete contractors .....	124	698	3 897	16	9	2	4	1	—	—	—	—	—
2359	Other special trade contractors .....	133	813	3 848	26	16	4	5	1	—	—	—	—	—
<b>31-33</b>	<b>Manufacturing .....</b>	<b>17 777</b>	<b>197 560</b>	<b>807 512</b>	<b>121</b>	<b>33</b>	<b>19</b>	<b>15</b>	<b>18</b>	<b>15</b>	<b>10</b>	<b>3</b>	<b>2</b>	<b>6</b>
311	Food mfg .....	609	5 887	28 632	10	2	3	1	1	—	3	—	—	—
3112	Grain & oilseed milling .....	(E)	(D)	(D)	3	—	—	—	1	—	2	—	—	—
31122	Starch & vegetable fats & oils mfg .....	(E)	(D)	(D)	3	—	—	—	1	—	2	—	—	—
3115	Dairy product mfg .....	(C)	(D)	(D)	1	—	—	—	—	—	1	—	—	—
31152	Ice cream & frozen dessert mfg .....	(C)	(D)	(D)	1	—	—	—	—	—	1	—	—	—
323	Printing & related support activities .....	105	745	3 205	11	6	2	—	3	—	—	—	—	—
3231	Printing & related support activities .....	105	745	3 205	11	6	2	—	3	—	—	—	—	—
32311	Printing .....	(C)	(D)	(D)	10	5	2	—	3	—	—	—	—	—
325	Chemical mfg .....	1 641	28 304	107 522	8	2	1	1	—	2	1	—	—	1
3252	Resin, syn rubber, artf & syn fibers, fil mfg .....	(C)	(D)	(D)	1	—	—	—	—	—	1	—	—	—
32521	Resin & synthetic rubber mfg .....	(C)	(D)	(D)	1	—	—	—	—	—	1	—	—	—
3254	Pharmaceutical & medicine mfg .....	(G)	(D)	(D)	3	—	—	1	—	1	—	—	—	1
32541	Pharmaceutical & medicine mfg .....	(G)	(D)	(D)	3	—	—	1	—	1	—	—	—	1
326	Plastics & rubber products mfg .....	435	2 744	11 085	9	2	—	2	2	2	1	—	—	—
3261	Plastics product mfg .....	435	2 744	11 085	9	2	—	2	2	2	1	—	—	—
32619	Other plastics product mfg .....	(E)	(D)	(D)	7	1	—	2	2	1	1	—	—	—
327	Nonmetallic mineral product mfg .....	144	937	4 108	7	1	1	1	4	—	—	—	—	—
3273	Cement & concrete product mfg .....	(C)	(D)	(D)	5	—	1	—	4	—	—	—	—	—
331	Primary metal mfg .....	1 710	18 567	82 589	3	—	—	—	—	—	—	2	—	1
3313	Alumina & aluminum production & processing ..	(G)	(D)	(D)	1	—	—	—	—	—	—	—	—	1
33131	Alumina & aluminum production & processing ..	(G)	(D)	(D)	1	—	—	—	—	—	—	—	—	1
3314	Nonferrous (exc alum) production & processing ..	(F)	(D)	(D)	2	—	—	—	—	—	—	2	—	—
33149	Other nonferrous roll, draw, extruding, alloying ..	(F)	(D)	(D)	2	—	—	—	—	—	—	2	—	—

See footnotes at end of table.

**Table 6. Counties—Employees, Payroll, and Establishments by Industry: 2000—Con.**

[Excludes most government employees, railroad employees, and self-employed persons. Size class 1 to 4 includes establishments with payroll, but no employees, during mid-March pay period. (D) denotes figures withheld to avoid disclosing data for individual companies; the data are included in broader industry totals. Detailed industries with 100 or more employees are shown if industry was not a (D). For explanation of terms, abbreviations, and data reliability/comparability, see introductory text]

NAICS code	Industry	Number of employees for week including March 12	Payroll (\$1,000)		Total number of establishments	Number of establishments by employment-size class								
			First quarter	Annual		1 to 4	5 to 9	10 to 19	20 to 49	50 to 99	100 to 249	250 to 499	500 to 999	1,000 or more
<b>TIPPECANOE—Con.</b>														
<b>31-33 Manufacturing—Con.</b>														
332	Fabricated metal product mfg .....	751	5 551	22 959	29	10	5	5	3	5	1	-	-	-
3323	Architectural & structural metals mfg .....	260	2 110	8 689	6	1	1	2	-	1	1	-	-	-
33231	Plate work & fabricated structural prod mfg ... (C)	(D)	(D)	(D)	4	-	1	1	-	1	1	-	-	-
3327	Mach shops, turn prod, screw, nut, bolt mfg .....	198	1 566	6 235	14	7	2	1	3	1	-	-	-	-
33271	Machine shops .....	(C)	(D)	(D)	13	7	2	1	2	1	-	-	-	-
333	Machinery mfg .....	2 734	35 120	132 814	7	2	1	-	1	-	1	-	-	2
3334	HVAC & commercial refrigeration equipment mfg .....	(C)	(D)	(D)	1	-	-	-	-	-	1	-	-	-
33341	HVAC & commercial refrigeration equipment mfg .....	(C)	(D)	(D)	1	-	-	-	-	-	1	-	-	-
3336	Engine, turbine & power transmsn equip mfg ... (H)	(H)	(D)	(D)	2	-	-	-	-	-	-	-	-	2
33361	Engine, turbine & power transmsn equip mfg ... (H)	(H)	(D)	(D)	2	-	-	-	-	-	-	-	-	2
334	Computer & electronic product mfg .....	1 169	11 009	41 439	11	3	1	2	1	1	2	-	1	-
3344	Semiconductor & oth electronic component mfg .....	(E)	(D)	(D)	2	-	-	-	-	1	1	-	-	-
33441	Semiconductor & oth electronic component mfg .....	(E)	(D)	(D)	2	-	-	-	-	1	1	-	-	-
3345	Nav, measuring, medical, control instruments mfg .....	(F)	(D)	(D)	8	2	1	2	1	-	1	-	1	-
33451	Nav, measuring, medical, control instruments mfg .....	(F)	(D)	(D)	8	2	1	2	1	-	1	-	1	-
336	Transportation equipment mfg .....	7 103	80 369	335 631	7	-	2	-	-	1	1	1	-	2
3361	Motor vehicle equip .....	(H)	(D)	(D)	2	-	-	-	-	1	-	-	-	1
33611	Automobile & light duty motor vehicle mfg .... (H)	(H)	(D)	(D)	2	-	-	-	-	1	-	-	-	1
3362	Motor vehicle body & trailer mfg .....	(H)	(D)	(D)	1	-	-	-	-	-	-	-	-	1
33621	Motor vehicle body & trailer mfg .....	(H)	(D)	(D)	1	-	-	-	-	-	-	-	-	1
3363	Motor vehicle parts mfg .....	(E)	(D)	(D)	2	-	1	-	-	-	-	1	-	-
33633	Motor vehicle steering & suspension parts mfg .....	(E)	(D)	(D)	2	-	1	-	-	-	-	1	-	-
3369	Other transportation equipment mfg .....	(C)	(D)	(D)	1	-	-	-	-	-	1	-	-	-
33699	Other transportation equipment mfg .....	(C)	(D)	(D)	1	-	-	-	-	-	1	-	-	-
337	Furniture & related product mfg .....	(F)	(D)	(D)	3	-	-	2	-	-	-	-	1	-
3379	Other furniture related product mfg .....	(F)	(D)	(D)	2	-	-	1	-	-	-	-	1	-
33792	Blind & shade mfg .....	(F)	(D)	(D)	2	-	-	1	-	-	-	-	1	-
339	Miscellaneous mfg .....	180	1 236	5 409	4	-	1	-	1	2	-	-	-	-
3399	Other miscellaneous mfg .....	(C)	(D)	(D)	2	-	-	-	-	2	-	-	-	-
33993	Doll, toy & game mfg .....	(C)	(D)	(D)	2	-	-	-	-	2	-	-	-	-
<b>42</b>	<b>Wholesale trade .....</b>	<b>1 452</b>	<b>10 905</b>	<b>47 633</b>	<b>120</b>	<b>55</b>	<b>32</b>	<b>24</b>	<b>3</b>	<b>2</b>	<b>4</b>	-	-	-
421	Wholesale trade, durable goods .....	791	7 241	30 353	85	39	25	17	2	-	2	-	-	-
4215	Metal & mineral (except petroleum) whsle ... (C)	(C)	(D)	(D)	4	2	1	-	-	-	1	-	-	-
42151	Metal service centers & offices whsle ... (C)	(C)	(D)	(D)	4	2	1	-	-	-	1	-	-	-
4216	Electrical goods whsle .....	244	2 461	10 342	13	6	2	3	1	-	1	-	-	-
42161	Elec equip, wiring supp, const material whsle .	189	2 063	8 680	6	3	-	2	-	-	1	-	-	-
421610	Elec equip, wiring supp, const material whsle .....	189	2 063	8 680	6	3	-	2	-	-	1	-	-	-
4217	Hardware, plumb & heating equip & sup whsle ..	107	1 208	4 219	11	5	-	5	1	-	-	-	-	-
4218	Machinery, equipment & supplies whsle .....	146	1 085	4 834	21	7	9	5	-	-	-	-	-	-
422	Wholesale trade, nondurable goods .....	661	3 664	17 280	35	16	7	7	1	2	2	-	-	-
4221	Paper & paper product whsle .....	160	888	4 504	4	-	1	2	-	-	1	-	-	-
42212	Stationery & office supplies whsle .....	(C)	(D)	(D)	3	-	1	1	-	-	1	-	-	-
4224	Grocery & related product whsle .....	382	1 831	7 658	6	-	1	2	-	2	1	-	-	-
42249	Other grocery & related products whsle .....	275	1 324	5 693	3	-	-	1	-	1	1	-	-	-
422490	Other grocery & related products whsle ....	275	1 324	5 693	3	-	-	1	-	1	1	-	-	-
<b>44-45</b>	<b>Retail trade .....</b>	<b>10 060</b>	<b>39 475</b>	<b>168 597</b>	<b>580</b>	<b>210</b>	<b>144</b>	<b>121</b>	<b>70</b>	<b>12</b>	<b>19</b>	<b>3</b>	<b>1</b>	-
441	Motor vehicle & parts dealers .....	1 168	8 974	38 420	61	17	14	12	14	1	3	-	-	-
4411	Automobile dealers .....	808	7 140	30 774	36	12	7	4	10	-	3	-	-	-
44111	New car dealers .....	701	6 333	26 875	16	2	-	3	8	-	3	-	-	-
441110	New car dealers .....	701	6 333	26 875	16	2	-	3	8	-	3	-	-	-
44112	Used car dealers .....	107	807	3 899	20	10	7	1	2	-	-	-	-	-
441120	Used car dealers .....	107	807	3 899	20	10	7	1	2	-	-	-	-	-
4413	Automotive parts, accessories & tire stores ....	320	1 637	6 720	20	3	6	6	4	1	-	-	-	-
44131	Automotive parts, accessories & tire stores ...	194	930	3 856	10	2	2	3	2	1	-	-	-	-
441310	Automotive parts, accessories & tire stores .	194	930	3 856	10	2	2	3	2	1	-	-	-	-
44132	Tire dealers .....	126	707	2 864	10	1	4	3	2	-	-	-	-	-
441320	Tire dealers .....	126	707	2 864	10	1	4	3	2	-	-	-	-	-
442	Furniture & home furnishing stores .....	209	1 083	4 610	34	19	7	6	2	-	-	-	-	-
4421	Furniture stores .....	129	724	3 040	16	8	2	5	1	-	-	-	-	-
44211	Furniture stores .....	129	724	3 040	16	8	2	5	1	-	-	-	-	-
442110	Furniture stores .....	129	724	3 040	16	8	2	5	1	-	-	-	-	-
443	Electronics & appliance stores .....	325	1 453	6 217	26	12	5	4	3	2	-	-	-	-
4431	Electronics & appliance stores .....	325	1 453	6 217	26	12	5	4	3	2	-	-	-	-
44311	Appliance, TV & all other electronics stores ...	286	1 226	5 366	19	8	4	2	3	2	-	-	-	-
443112	Radio, television & other electronics stores .	213	831	3 916	12	3	4	2	1	2	-	-	-	-

See footnotes at end of table.

**Table 6. Counties—Employees, Payroll, and Establishments by Industry: 2000—Con.**

[Excludes most government employees, railroad employees, and self-employed persons. Size class 1 to 4 includes establishments with payroll, but no employees, during mid-March pay period. (D) denotes figures withheld to avoid disclosing data for individual companies; the data are included in broader industry totals. Detailed industries with 100 or more employees are shown if industry was not a (D). For explanation of terms, abbreviations, and data reliability/comparability, see introductory text]

NAICS code	Industry	Number of employees for week including March 12	Payroll (\$1,000)		Total number of establishments	Number of establishments by employment-size class								
			First quarter	Annual		1 to 4	5 to 9	10 to 19	20 to 49	50 to 99	100 to 249	250 to 499	500 to 999	1,000 or more
<b>TIPPECANOE—Con.</b>														
<b>44-45 Retail trade—Con.</b>														
444	Bldg material & garden equip & supp dealers . . . . .	708	4 128	17 273	40	13	11	7	6	1	2	—	—	—
4441	Building material & supplies dealers . . . . .	606	3 709	14 993	26	6	8	4	5	1	2	—	—	—
44411	Home centers . . . . .	313	1 713	6 954	4	—	1	—	1	—	2	—	—	—
444110	Home centers . . . . .	313	1 713	6 954	4	—	1	—	1	—	2	—	—	—
44419	Other building material dealers . . . . .	257	1 844	7 249	14	4	1	4	4	1	—	—	—	—
444190	Other building material dealers . . . . .	257	1 844	7 249	14	4	1	4	4	1	—	—	—	—
4442	Lawn & garden equip & supplies stores . . . . .	102	419	2 280	14	7	3	3	1	—	—	—	—	—
445	Food & beverage stores . . . . .	1 520	4 453	19 704	67	22	24	7	7	—	7	—	—	—
4451	Grocery stores . . . . .	1 315	3 934	17 442	36	11	10	4	4	—	7	—	—	—
44511	Grocery (except convenience) stores . . . . .	1 003	3 216	14 577	22	10	3	1	2	—	6	—	—	—
445110	Grocery (except convenience) stores . . . . .	1 003	3 216	14 577	22	10	3	1	2	—	6	—	—	—
44512	Convenience stores . . . . .	312	718	2 865	14	1	7	3	2	—	1	—	—	—
445120	Convenience stores . . . . .	312	718	2 865	14	1	7	3	2	—	1	—	—	—
4453	Beer, wine & liquor stores . . . . .	122	354	1 557	18	6	10	—	2	—	—	—	—	—
44531	Beer, wine & liquor stores . . . . .	122	354	1 557	18	6	10	—	2	—	—	—	—	—
445310	Beer, wine & liquor stores . . . . .	122	354	1 557	18	6	10	—	2	—	—	—	—	—
446	Health & personal care stores . . . . .	614	2 547	11 166	49	19	11	6	12	1	—	—	—	—
4461	Health & personal care stores . . . . .	614	2 547	11 166	49	19	11	6	12	1	—	—	—	—
44611	Pharmacies & drug stores . . . . .	431	1 930	8 461	20	4	2	3	10	1	—	—	—	—
446110	Pharmacies & drug stores . . . . .	431	1 930	8 461	20	4	2	3	10	1	—	—	—	—
447	Gasoline stations . . . . .	360	1 254	5 213	40	9	10	19	2	—	—	—	—	—
4471	Gasoline stations . . . . .	360	1 254	5 213	40	9	10	19	2	—	—	—	—	—
44711	Gasoline stations with convenience stores . . . . .	303	952	3 927	34	7	10	15	2	—	—	—	—	—
447110	Gasoline stations with convenience stores . . . . .	303	952	3 927	34	7	10	15	2	—	—	—	—	—
448	Clothing & clothing accessories stores . . . . .	885	2 324	9 310	94	32	25	29	7	1	—	—	—	—
4481	Clothing stores . . . . .	640	1 299	5 486	58	17	12	22	6	1	—	—	—	—
44812	Women's clothing stores . . . . .	189	393	1 785	21	6	4	10	1	—	—	—	—	—
448120	Women's clothing stores . . . . .	189	393	1 785	21	6	4	10	1	—	—	—	—	—
44814	Family clothing stores . . . . .	247	488	1 983	12	2	1	4	4	1	—	—	—	—
448140	Family clothing stores . . . . .	247	488	1 983	12	2	1	4	4	1	—	—	—	—
4482	Shoe stores . . . . .	125	390	1 601	19	9	7	2	1	—	—	—	—	—
44821	Shoe stores . . . . .	125	390	1 601	19	9	7	2	1	—	—	—	—	—
448210	Shoe stores . . . . .	125	390	1 601	19	9	7	2	1	—	—	—	—	—
4483	Jewelry, luggage & leather goods stores . . . . .	120	635	2 223	17	6	6	5	—	—	—	—	—	—
44831	Jewelry stores . . . . .	120	635	2 223	17	6	6	5	—	—	—	—	—	—
448310	Jewelry stores . . . . .	120	635	2 223	17	6	6	5	—	—	—	—	—	—
451	Sporting goods, hobby, book & music stores . . . . .	577	1 505	6 248	46	20	12	6	5	3	—	—	—	—
4511	Sporting goods, hobby, musical instrument stores . . . . .	229	643	2 739	27	16	4	3	4	—	—	—	—	—
45112	Hobby, toy & game stores . . . . .	112	295	1 279	6	2	1	—	3	—	—	—	—	—
451120	Hobby, toy & game stores . . . . .	112	295	1 279	6	2	1	—	3	—	—	—	—	—
4512	Book, periodical & music stores . . . . .	348	862	3 509	19	4	8	3	1	3	—	—	—	—
45121	Book stores & news dealers . . . . .	300	750	3 036	13	2	6	1	1	3	—	—	—	—
452	General merchandise stores . . . . .	2 898	9 060	39 068	23	1	4	3	1	3	7	3	1	—
4521	Department stores . . . . .	1 735	5 601	24 510	12	—	—	1	—	3	6	2	—	—
45211	Department stores . . . . .	1 735	5 601	24 510	12	—	—	1	—	3	6	2	—	—
452110	Department stores . . . . .	1 735	5 601	24 510	12	—	—	1	—	3	6	2	—	—
4529	Other general merchandise stores . . . . .	1 163	3 459	14 558	11	1	4	2	1	—	1	1	1	—
45291	Warehouse clubs & superstores . . . . .	1 074	3 100	13 009	3	—	—	—	—	—	1	1	1	—
452910	Warehouse clubs & superstores . . . . .	1 074	3 100	13 009	3	—	—	—	—	—	1	1	1	—
453	Miscellaneous store retailers . . . . .	699	2 117	8 717	86	38	18	21	9	—	—	—	—	—
4532	Office supplies, stationery & gift stores . . . . .	276	640	2 689	31	12	6	9	4	—	—	—	—	—
45322	Gift, novelty & souvenir stores . . . . .	183	343	1 455	26	10	6	9	1	—	—	—	—	—
453220	Gift, novelty & souvenir stores . . . . .	183	343	1 455	26	10	6	9	1	—	—	—	—	—
4533	Used merchandise stores . . . . .	107	307	1 076	14	7	2	3	2	—	—	—	—	—
45331	Used merchandise stores . . . . .	107	307	1 076	14	7	2	3	2	—	—	—	—	—
453310	Used merchandise stores . . . . .	107	307	1 076	14	7	2	3	2	—	—	—	—	—
4539	Other miscellaneous store retailers . . . . .	229	945	4 052	29	14	7	5	3	—	—	—	—	—
45399	All other miscellaneous store retailers . . . . .	108	359	1 592	20	11	5	3	1	—	—	—	—	—
453998	All other misc store retailers (exc tobacco) . . . . .	102	341	1 514	16	8	4	3	1	—	—	—	—	—
<b>48-49</b>	<b>Transportation &amp; warehousing . . . . .</b>	<b>875</b>	<b>5 532</b>	<b>25 475</b>	<b>89</b>	<b>43</b>	<b>18</b>	<b>14</b>	<b>12</b>	<b>2</b>	<b>—</b>	<b>—</b>	<b>—</b>	<b>—</b>
484	Truck transportation . . . . .	521	3 863	18 138	66	35	11	12	8	—	—	—	—	—
4841	General freight trucking . . . . .	250	1 821	9 527	33	16	8	6	3	—	—	—	—	—
48412	General freight trucking, long-distance . . . . .	173	1 434	6 451	22	11	6	3	2	—	—	—	—	—
484121	General freight trucking, long-distance, TL . . . . .	106	682	3 339	18	11	4	2	1	—	—	—	—	—
4842	Specialized freight trucking . . . . .	271	2 042	8 611	33	19	3	6	5	—	—	—	—	—
48423	Specialized freight (exc used) trucking, LDist . . . . .	181	1 595	6 212	16	8	1	2	5	—	—	—	—	—
484230	Specialized freight (exc used) trucking, LDist . . . . .	181	1 595	6 212	16	8	1	2	5	—	—	—	—	—
<b>51</b>	<b>Information . . . . .</b>	<b>1 141</b>	<b>7 799</b>	<b>33 267</b>	<b>50</b>	<b>21</b>	<b>8</b>	<b>5</b>	<b>11</b>	<b>2</b>	<b>3</b>	<b>—</b>	<b>—</b>	<b>—</b>
511	Publishing industries . . . . .	476	2 688	11 476	16	6	4	1	3	—	2	—	—	—
5111	Newspaper, periodical, book, database publishers . . . . .	413	2 166	8 978	10	4	1	1	2	—	2	—	—	—
51111	Newspaper publishers . . . . .	364	1 738	7 186	4	1	—	—	1	—	2	—	—	—
511110	Newspaper publishers . . . . .	364	1 738	7 186	4	1	—	—	1	—	2	—	—	—

See footnotes at end of table.



**Table 6. Counties—Employees, Payroll, and Establishments by Industry: 2000—Con.**

[Excludes most government employees, railroad employees, and self-employed persons. Size class 1 to 4 includes establishments with payroll, but no employees, during mid-March pay period. (D) denotes figures withheld to avoid disclosing data for individual companies; the data are included in broader industry totals. Detailed industries with 100 or more employees are shown if industry was not a (D). For explanation of terms, abbreviations, and data reliability/comparability, see introductory text]

NAICS code	Industry	Number of employees for week including March 12	Payroll (\$1,000)		Total number of establishments	Number of establishments by employment-size class									
			First quarter	Annual		1 to 4	5 to 9	10 to 19	20 to 49	50 to 99	100 to 249	250 to 499	500 to 999	1,000 or more	
<b>TIPPECANOE—Con.</b>															
<b>51 Information—Con.</b>															
513	Broadcasting & telecommunications .....	553	4 703	19 818	22	9	3	1	6	2	1	—	—	—	
5131	Radio & television broadcasting .....	(C)	(D)	(D)	7	3	—	—	3	1	—	—	—	—	
51312	Television broadcasting .....	(C)	(D)	(D)	3	1	—	—	1	1	—	—	—	—	
5132	Cable networks & program distribution .....	(C)	(D)	(D)	1	—	—	—	—	—	1	—	—	—	
51322	Cable & other program distribution .....	(C)	(D)	(D)	1	—	—	—	—	—	1	—	—	—	
5133	Telecommunications .....	201	2 003	7 829	14	6	3	1	3	1	—	—	—	—	
51331	Wired telecommunications carriers .....	(C)	(D)	(D)	8	3	3	—	1	1	—	—	—	—	
<b>52</b>	<b>Finance &amp; insurance .....</b>	<b>3 386</b>	<b>33 828</b>	<b>131 344</b>	<b>221</b>	<b>138</b>	<b>47</b>	<b>14</b>	<b>13</b>	<b>6</b>	<b>—</b>	<b>2</b>	<b>—</b>	<b>1</b>	
522	Credit intermediation & related activities .....	1 066	7 486	29 256	98	40	34	10	8	6	—	—	—	—	
5221	Depository credit intermediation .....	948	6 431	25 326	71	23	27	8	7	6	—	—	—	—	
52211	Commercial banking .....	663	4 678	17 550	56	19	21	8	5	3	—	—	—	—	
522110	Commercial banking .....	663	4 678	17 550	56	19	21	8	5	3	—	—	—	—	
52213	Credit unions .....	(C)	(D)	(D)	11	4	3	—	2	2	—	—	—	—	
5222	Nondepository credit intermediation .....	101	976	3 588	19	10	6	2	1	—	—	—	—	—	
523	Security, commodity contracts & like activity .....	(C)	(D)	(D)	33	27	4	1	1	—	—	—	—	—	
524	Insurance carriers & related activities .....	2 173	23 629	92 524	89	71	9	3	3	—	—	2	—	1	
5241	Insurance carriers .....	(G)	(D)	(D)	16	11	1	1	—	—	—	2	—	1	
52411	Direct life, health, medical insurance carriers .....	(E)	(D)	(D)	6	3	1	1	—	—	—	1	—	—	
52412	Other direct insurance carriers .....	(G)	(D)	(D)	10	8	—	—	—	—	—	1	—	1	
5242	Agencies & other insurance related activities .....	(E)	(D)	(D)	73	60	8	2	3	—	—	—	—	—	
52421	Insurance agencies & brokerages .....	(C)	(D)	(D)	70	59	8	1	2	—	—	—	—	—	
<b>53</b>	<b>Real estate &amp; rental &amp; leasing .....</b>	<b>869</b>	<b>4 155</b>	<b>19 205</b>	<b>155</b>	<b>98</b>	<b>34</b>	<b>12</b>	<b>10</b>	<b>1</b>	<b>—</b>	<b>—</b>	<b>—</b>	<b>—</b>	
531	Real estate .....	474	2 463	10 669	127	93	25	8	1	—	—	—	—	—	
5311	Lessors of real estate .....	219	997	4 383	66	50	13	3	—	—	—	—	—	—	
53111	Lessors of residential buildings & dwellings .....	150	712	3 171	36	23	11	2	—	—	—	—	—	—	
531110	Lessors of residential buildings & dwellings .....	150	712	3 171	36	23	11	2	—	—	—	—	—	—	
5313	Activities related to real estate .....	172	891	3 727	29	17	7	4	1	—	—	—	—	—	
53131	Real estate property managers .....	135	669	2 980	18	9	5	3	1	—	—	—	—	—	
531311	Residential property managers .....	110	578	2 569	14	6	5	2	1	—	—	—	—	—	
532	Rental & leasing services .....	395	1 692	8 536	28	5	9	4	9	1	—	—	—	—	
5322	Consumer goods rental .....	205	639	2 997	16	2	6	3	5	—	—	—	—	—	
53223	Video tape & disc rental .....	133	190	697	7	—	1	2	4	—	—	—	—	—	
532230	Video tape & disc rental .....	133	190	697	7	—	1	2	4	—	—	—	—	—	
5324	Commercial, industrial equip rental & leasing .....	(C)	(D)	(D)	4	—	1	—	2	1	—	—	—	—	
<b>54</b>	<b>Professional, scientific &amp; technical services .....</b>	<b>2 100</b>	<b>15 059</b>	<b>64 092</b>	<b>257</b>	<b>163</b>	<b>37</b>	<b>32</b>	<b>20</b>	<b>3</b>	<b>2</b>	<b>—</b>	<b>—</b>	<b>—</b>	
541	Professional, scientific & technical services .....	2 100	15 059	64 092	257	163	37	32	20	3	2	—	—	—	
5411	Legal services .....	290	2 208	10 004	56	36	9	8	3	—	—	—	—	—	
54111	Offices of lawyers .....	235	1 870	8 619	52	36	9	5	2	—	—	—	—	—	
541110	Offices of lawyers .....	235	1 870	8 619	52	36	9	5	2	—	—	—	—	—	
5412	Accounting, tax prep, bookkeep, payroll services .....	385	1 734	6 348	34	24	2	4	3	—	1	—	—	—	
54121	Accounting, tax prep, bookkeep, payroll services .....	385	1 734	6 348	34	24	2	4	3	—	1	—	—	—	
541211	Offices of certified public accountants .....	152	910	3 874	21	15	—	4	2	—	—	—	—	—	
541213	Tax preparation services .....	198	451	993	7	4	2	—	—	—	1	—	—	—	
5413	Architectural, engineering & related services .....	422	3 718	16 643	45	24	7	5	9	—	—	—	—	—	
54133	Engineering services .....	209	2 083	9 224	23	14	2	3	4	—	—	—	—	—	
541330	Engineering services .....	209	2 083	9 224	23	14	2	3	4	—	—	—	—	—	
5415	Computer systems design & related services .....	266	2 549	10 162	22	14	2	4	1	—	1	—	—	—	
54151	Computer systems design & related services .....	266	2 549	10 162	22	14	2	4	1	—	1	—	—	—	
541511	Custom computer programming services .....	208	1 993	8 005	13	7	2	3	—	—	1	—	—	—	
5416	Management, sci & tech consulting services .....	146	1 243	5 545	32	27	2	2	—	1	—	—	—	—	
54161	Management consulting services .....	121	1 105	4 966	19	15	1	2	—	1	—	—	—	—	
5417	Scientific R&D services .....	256	2 154	8 887	8	2	1	1	2	2	—	—	—	—	
54171	R&D in physical, engineering & life sciences .....	256	2 154	8 887	8	2	1	1	2	2	—	—	—	—	
541710	R&D in physical, engineering & life sciences .....	256	2 154	8 887	8	2	1	1	2	2	—	—	—	—	
5419	Oth professional, scientific, technical services .....	240	851	3 899	37	20	10	5	2	—	—	—	—	—	
54194	Veterinary services .....	142	517	2 450	15	6	4	3	2	—	—	—	—	—	
541940	Veterinary services .....	142	517	2 450	15	6	4	3	2	—	—	—	—	—	
<b>55</b>	<b>Management of companies &amp; enterprises .....</b>	<b>522</b>	<b>12 006</b>	<b>36 613</b>	<b>12</b>	<b>2</b>	<b>3</b>	<b>4</b>	<b>2</b>	<b>—</b>	<b>—</b>	<b>1</b>	<b>—</b>	<b>—</b>	
551	Management of companies & enterprises .....	522	12 006	36 613	12	2	3	4	2	—	—	1	—	—	
5511	Management of companies & enterprises .....	522	12 006	36 613	12	2	3	4	2	—	—	1	—	—	
55111	Management of companies & enterprises .....	522	12 006	36 613	12	2	3	4	2	—	—	1	—	—	
<b>56</b>	<b>Admin, support, waste mgt, remediation services .....</b>	<b>5 226</b>	<b>24 184</b>	<b>96 408</b>	<b>147</b>	<b>79</b>	<b>22</b>	<b>17</b>	<b>10</b>	<b>8</b>	<b>7</b>	<b>2</b>	<b>1</b>	<b>1</b>	
561	Administrative & support services .....	5 117	23 227	92 573	142	77	21	16	10	7	7	2	1	1	
5611	Office administrative services .....	155	1 416	6 019	5	1	2	—	—	2	—	—	—	—	
56111	Office administrative services .....	155	1 416	6 019	5	1	2	—	—	2	—	—	—	—	
561110	Office administrative services .....	155	1 416	6 019	5	1	2	—	—	2	—	—	—	—	
5613	Employment services .....	3 839	18 299	71 285	26	7	2	1	2	5	2	1	1	1	
56132	Temporary help services .....	3 552	17 514	67 988	18	3	1	1	2	3	4	2	1	1	
561320	Temporary help services .....	3 552	17 514	67 988	18	3	1	1	2	3	4	2	1	1	
56133	Employee leasing services .....	(C)	(D)	(D)	3	1	—	—	—	1	1	—	—	—	
5614	Business support services .....	383	828	2 851	16	7	3	3	2	—	1	—	—	—	
56142	Telephone call centers .....	270	396	1 036	4	1	1	1	—	—	1	—	—	—	
5615	Travel arrangement & reservation services .....	113	507	1 875	16	8	4	3	1	—	—	—	—	—	

See footnotes at end of table.

**Table 6. Counties—Employees, Payroll, and Establishments by Industry: 2000—Con.**

[Excludes most government employees, railroad employees, and self-employed persons. Size class 1 to 4 includes establishments with payroll, but no employees, during mid-March pay period. (D) denotes figures withheld to avoid disclosing data for individual companies; the data are included in broader industry totals. Detailed industries with 100 or more employees are shown if industry was not a (D). For explanation of terms, abbreviations, and data reliability/comparability, see introductory text]

NAICS code	Industry	Number of employees for week including March 12	Payroll (\$1,000)		Total number of establishments	Number of establishments by employment-size class									
			First quarter	Annual		1 to 4	5 to 9	10 to 19	20 to 49	50 to 99	100 to 249	250 to 499	500 to 999	1,000 or more	
<b>TIPPECANOE—Con.</b>															
<b>56</b>	<b>Admin, support, waste mgt, remediation services—Con.</b>														
561	Administrative & support services—Con.														
5617	Services to buildings & dwellings .....	506	1 547	7 985	62	46	6	5	4	—	1	—	—	—	
56172	Janitorial services .....	290	652	3 136	29	23	2	2	1	—	1	—	—	—	
561720	Janitorial services .....	290	652	3 136	29	23	2	2	1	—	1	—	—	—	
56173	Landscaping services .....	168	641	3 287	23	17	1	2	3	—	—	—	—	—	
561730	Landscaping services .....	168	641	3 287	23	17	1	2	3	—	—	—	—	—	
562	Waste management & remediation services .....	109	957	3 835	5	2	1	1	—	1	—	—	—	—	
<b>61</b>	<b>Educational services .....</b>	<b>332</b>	<b>1 175</b>	<b>4 775</b>	<b>35</b>	<b>20</b>	<b>7</b>	<b>3</b>	<b>4</b>	<b>—</b>	<b>1</b>	<b>—</b>	<b>—</b>	<b>—</b>	
611	Educational services .....	332	1 175	4 775	35	20	7	3	4	—	1	—	—	—	
6111	Elementary & secondary schools .....	195	732	2 954	9	4	1	1	2	—	1	—	—	—	
61111	Elementary & secondary schools .....	195	732	2 954	9	4	1	1	2	—	1	—	—	—	
611110	Elementary & secondary schools .....	195	732	2 954	9	4	1	1	2	—	1	—	—	—	
<b>62</b>	<b>Health care and social assistance .....</b>	<b>7 299</b>	<b>46 012</b>	<b>200 488</b>	<b>258</b>	<b>101</b>	<b>52</b>	<b>47</b>	<b>34</b>	<b>11</b>	<b>10</b>	<b>1</b>	<b>—</b>	<b>2</b>	
621	Ambulatory health care services .....	2 098	18 343	78 142	172	79	41	27	18	5	2	—	—	—	
6211	Offices of physicians .....	1 274	12 954	55 174	54	19	5	13	10	5	2	—	—	—	
62111	Offices of physicians .....	1 274	12 954	55 174	54	19	5	13	10	5	2	—	—	—	
6212	Offices of dentists .....	326	2 338	10 245	56	23	24	9	—	—	—	—	—	—	
62121	Offices of dentists .....	326	2 338	10 245	56	23	24	9	—	—	—	—	—	—	
621210	Offices of dentists .....	326	2 338	10 245	56	23	24	9	—	—	—	—	—	—	
6213	Offices of other health practitioners .....	198	1 347	5 523	45	32	10	1	2	—	—	—	—	—	
6216	Home health care services .....	121	484	1 974	6	2	1	—	3	—	—	—	—	—	
62161	Home health care services .....	121	484	1 974	6	2	1	—	3	—	—	—	—	—	
621610	Home health care services .....	121	484	1 974	6	2	1	—	3	—	—	—	—	—	
622	Hospitals .....	(H)	(D)	(D)	9	—	1	2	1	1	2	—	—	2	
6221	General medical & surgical hospitals .....	(H)	(D)	(D)	4	—	—	1	—	—	1	—	—	2	
62211	General medical & surgical hospitals .....	(H)	(D)	(D)	4	—	—	1	—	—	1	—	—	2	
6222	Psychiatric & substance abuse hospitals .....	(E)	(D)	(D)	5	—	1	1	1	1	1	—	—	—	
62221	Psychiatric & substance abuse hospitals .....	(E)	(D)	(D)	5	—	1	1	1	1	1	—	—	—	
623	Nursing & residential care facilities .....	1 039	4 680	18 939	19	—	3	7	2	2	5	—	—	—	
6231	Nursing care facilities .....	733	3 660	14 906	7	—	—	—	1	2	4	—	—	—	
62311	Nursing care facilities .....	733	3 660	14 906	7	—	—	—	1	2	4	—	—	—	
623110	Nursing care facilities .....	733	3 660	14 906	7	—	—	—	1	2	4	—	—	—	
6232	Residential mental retardation, health facil .....	129	338	1 379	9	—	3	5	1	—	—	—	—	—	
62321	Residential mental retardation facilities .....	(C)	(D)	(D)	7	—	3	3	1	—	—	—	—	—	
6233	Community care facilities for the elderly .....	(C)	(D)	(D)	2	—	—	1	—	—	1	—	—	—	
62331	Community care facilities for the elderly .....	(C)	(D)	(D)	2	—	—	1	—	—	1	—	—	—	
624	Social assistance .....	(G)	(D)	(D)	58	22	7	11	13	3	1	1	—	—	
6241	Individual & family services .....	416	1 498	6 542	25	13	5	1	2	3	1	—	—	—	
62419	Other individual & family services .....	342	1 233	5 372	14	9	—	—	1	3	1	—	—	—	
624190	Other individual & family services .....	342	1 233	5 372	14	9	—	—	1	3	1	—	—	—	
6243	Vocational rehabilitation services .....	413	1 693	6 781	4	—	—	1	2	—	—	1	—	—	
62431	Vocational rehabilitation services .....	413	1 693	6 781	4	—	—	1	2	—	—	1	—	—	
624310	Vocational rehabilitation services .....	413	1 693	6 781	4	—	—	1	2	—	—	1	—	—	
6244	Child day care services .....	334	998	4 325	23	8	1	6	8	—	—	—	—	—	
62441	Child day care services .....	334	998	4 325	23	8	1	6	8	—	—	—	—	—	
624410	Child day care services .....	334	998	4 325	23	8	1	6	8	—	—	—	—	—	
<b>71</b>	<b>Arts, entertainment &amp; recreation .....</b>	<b>665</b>	<b>1 431</b>	<b>6 846</b>	<b>45</b>	<b>24</b>	<b>7</b>	<b>4</b>	<b>6</b>	<b>3</b>	<b>1</b>	<b>—</b>	<b>—</b>	<b>—</b>	
713	Amusement, gambling & recreation industries .....	603	1 170	5 687	29	15	1	3	6	3	1	—	—	—	
7139	Other amusement & recreation industries .....	(F)	(D)	(D)	28	14	1	3	6	3	1	—	—	—	
71394	Fitness & recreational sports centers .....	378	572	2 227	10	3	—	1	4	1	1	—	—	—	
713940	Fitness & recreational sports centers .....	378	572	2 227	10	3	—	1	4	1	1	—	—	—	
<b>72</b>	<b>Accommodation &amp; food services .....</b>	<b>7 108</b>	<b>16 533</b>	<b>69 878</b>	<b>325</b>	<b>86</b>	<b>44</b>	<b>68</b>	<b>85</b>	<b>35</b>	<b>7</b>	<b>—</b>	<b>—</b>	<b>—</b>	
721	Accommodation .....	767	1 941	7 983	59	25	14	12	5	1	2	—	—	—	
7211	Traveler accommodation .....	(F)	(D)	(D)	24	5	4	7	5	1	2	—	—	—	
72111	Hotels (exc casino hotels) & motels .....	619	1 580	6 775	23	4	4	7	5	1	2	—	—	—	
721110	Hotels (exc casino hotels) & motels .....	619	1 580	6 775	23	4	4	7	5	1	2	—	—	—	
7213	Rooming & boarding houses .....	140	342	1 072	31	17	9	5	—	—	—	—	—	—	
72131	Rooming & boarding houses .....	140	342	1 072	31	17	9	5	—	—	—	—	—	—	
721310	Rooming & boarding houses .....	140	342	1 072	31	17	9	5	—	—	—	—	—	—	
722	Food services & drinking places .....	6 341	14 592	61 895	266	61	30	56	80	34	5	—	—	—	
7221	Full-service restaurants .....	3 020	7 272	30 125	103	26	9	19	25	19	5	—	—	—	
72211	Full-service restaurants .....	3 020	7 272	30 125	103	26	9	19	25	19	5	—	—	—	
722110	Full-service restaurants .....	3 020	7 272	30 125	103	26	9	19	25	19	5	—	—	—	
7222	Limited-service eating places .....	2 581	5 582	24 432	116	21	12	26	46	11	—	—	—	—	
72221	Limited-service eating places .....	2 581	5 582	24 432	116	21	12	26	46	11	—	—	—	—	
722211	Limited-service restaurants .....	2 308	5 067	21 976	99	17	7	22	43	10	—	—	—	—	
7223	Special food services .....	227	535	2 536	15	5	2	4	4	—	—	—	—	—	
72231	Food service contractors .....	125	373	1 506	9	3	2	2	2	—	—	—	—	—	
722310	Food service contractors .....	125	373	1 506	9	3	2	2	2	—	—	—	—	—	
72232	Caterers .....	102	162	1 030	6	2	—	2	2	—	—	—	—	—	
722320	Caterers .....	102	162	1 030	6	2	—	2	2	—	—	—	—	—	
7224	Drinking places (alcoholic beverages) .....	513	1 203	4 802	32	9	7	7	5	4	—	—	—	—	
72241	Drinking places (alcoholic beverages) .....	513	1 203	4 802	32	9	7	7	5	4	—	—	—	—	
722410	Drinking places (alcoholic beverages) .....	513	1 203	4 802	32	9	7	7	5	4	—	—	—	—	

See footnotes at end of table.

**Table 6. Counties—Employees, Payroll, and Establishments by Industry: 2000—Con.**

[Excludes most government employees, railroad employees, and self-employed persons. Size class 1 to 4 includes establishments with payroll, but no employees, during mid-March pay period. (D) denotes figures withheld to avoid disclosing data for individual companies; the data are included in broader industry totals. Detailed industries with 100 or more employees are shown if industry was not a (D). For explanation of terms, abbreviations, and data reliability/comparability, see introductory text]

NAICS code	Industry	Number of employees for week including March 12	Payroll (\$1,000)		Total number of establishments	Number of establishments by employment-size class								
			First quarter	Annual		1 to 4	5 to 9	10 to 19	20 to 49	50 to 99	100 to 249	250 to 499	500 to 999	1,000 or more
<b>TIPPECANOE—Con.</b>														
<b>81</b>	<b>Other services (except public administration)</b>	<b>2 865</b>	<b>12 646</b>	<b>53 294</b>	<b>374</b>	<b>192</b>	<b>95</b>	<b>56</b>	<b>27</b>	<b>4</b>	—	—	—	—
811	Repair & maintenance	816	5 215	21 555	122	68	32	14	7	1	—	—	—	—
8111	Automotive repair & maintenance	597	3 641	15 232	93	52	26	10	4	1	—	—	—	—
81111	Automotive mechanical & electrical R&M	262	1 581	6 832	57	35	15	7	—	—	—	—	—	—
811111	General automotive repair	143	870	3 872	39	27	9	3	—	—	—	—	—	—
81112	Automotive body, paint, interior & glass repair	143	1 153	4 601	18	10	3	2	3	—	—	—	—	—
81119	Other automotive R&M	192	907	3 799	18	7	8	1	1	1	—	—	—	—
8113	Commercial equipment (exc auto & elec) R&M	128	1 143	4 440	9	3	1	2	3	—	—	—	—	—
81131	Commercial equipment (exc auto & elec) R&M	128	1 143	4 440	9	3	1	2	3	—	—	—	—	—
811310	Commercial equipment (exc auto & elec) R&M	128	1 143	4 440	9	3	1	2	3	—	—	—	—	—
812	Personal & laundry services	747	2 962	12 771	101	43	33	20	3	2	—	—	—	—
8121	Personal care services	438	1 556	6 621	65	28	27	6	3	1	—	—	—	—
81211	Hair, nail & skin care services	378	1 418	6 066	54	21	24	6	2	1	—	—	—	—
812112	Beauty salons	361	1 368	5 840	48	16	23	6	2	1	—	—	—	—
8123	Drycleaning & laundry services	220	938	3 625	17	3	1	12	—	1	—	—	—	—
81232	Drycleaning & laundry services (exc coin-op)	113	420	1 560	10	—	1	9	—	—	—	—	—	—
812320	Drycleaning & laundry services (exc coin-op)	113	420	1 560	10	—	1	9	—	—	—	—	—	—
813	Religious, grantmaking, civic, prof & like organizations	1 302	4 469	18 968	151	81	30	22	17	1	—	—	—	—
8131	Religious organizations	810	2 648	10 875	91	44	19	15	13	—	—	—	—	—
81311	Religious organizations	810	2 648	10 875	91	44	19	15	13	—	—	—	—	—
813110	Religious organizations	810	2 648	10 875	91	44	19	15	13	—	—	—	—	—
8134	Civic & social organizations	248	924	3 829	21	11	4	3	2	1	—	—	—	—
81341	Civic & social organizations	248	924	3 829	21	11	4	3	2	1	—	—	—	—
813410	Civic & social organizations	248	924	3 829	21	11	4	3	2	1	—	—	—	—
8139	Business, labor, political, like organizations	189	534	2 236	31	23	4	2	2	—	—	—	—	—
81393	Labor unions & similar labor organizations	104	247	1 051	16	11	2	2	1	—	—	—	—	—
813930	Labor unions & similar labor organizations	104	247	1 051	16	11	2	2	1	—	—	—	—	—
<b>95</b>	<b>Auxiliaries (exc corporate, subsidiary &amp; regional mgt)</b>	<b>280</b>	<b>1 091</b>	<b>4 176</b>	<b>4</b>	—	<b>1</b>	<b>1</b>	<b>1</b>	—	<b>1</b>	—	—	—
<b>99</b>	<b>Unclassified establishments</b>	<b>86</b>	<b>228</b>	<b>1 057</b>	<b>22</b>	<b>17</b>	<b>2</b>	<b>2</b>	<b>1</b>	—	—	—	—	—
<b>TIPTON</b>														
	<b>Total</b>	<b>3 793</b>	<b>24 069</b>	<b>102 540</b>	<b>320</b>	<b>169</b>	<b>75</b>	<b>39</b>	<b>23</b>	<b>9</b>	<b>3</b>	<b>2</b>	—	—
<b>11</b>	<b>Forestry, fishing, hunting, and agriculture support</b>	(B)	(D)	(D)	1	—	—	—	—	1	—	—	—	—
<b>23</b>	<b>Construction</b>	<b>218</b>	<b>1 247</b>	<b>5 907</b>	<b>39</b>	<b>26</b>	<b>9</b>	<b>3</b>	—	<b>1</b>	—	—	—	—
235	Special trade contractors	175	1 077	5 134	25	16	5	3	—	1	—	—	—	—
<b>31-33</b>	<b>Manufacturing</b>	<b>1 105</b>	<b>10 064</b>	<b>42 571</b>	<b>24</b>	<b>6</b>	<b>3</b>	<b>4</b>	<b>5</b>	<b>3</b>	<b>2</b>	<b>1</b>	—	—
311	Food mfg	(C)	(D)	(D)	2	—	—	1	—	—	1	—	—	—
3116	Animal slaughtering & processing	(C)	(D)	(D)	1	—	—	—	—	—	1	—	—	—
31161	Animal slaughtering & processing	(C)	(D)	(D)	1	—	—	—	—	—	1	—	—	—
332	Fabricated metal product mfg	104	599	2 276	7	2	—	1	4	—	—	—	—	—
333	Machinery mfg	(C)	(D)	(D)	3	1	—	1	—	—	1	—	—	—
3336	Engine, turbine & power transmsn equip mfg	(C)	(D)	(D)	1	—	—	—	—	—	1	—	—	—
33361	Engine, turbine & power transmsn equip mfg	(C)	(D)	(D)	1	—	—	—	—	—	1	—	—	—
336	Transportation equipment mfg	(E)	(D)	(D)	1	—	—	—	—	—	—	1	—	—
3363	Motor vehicle parts mfg	(E)	(D)	(D)	1	—	—	—	—	—	—	1	—	—
33637	Motor vehicle metal stamping	(E)	(D)	(D)	1	—	—	—	—	—	—	1	—	—
<b>42</b>	<b>Wholesale trade</b>	<b>189</b>	<b>1 833</b>	<b>6 618</b>	<b>18</b>	<b>4</b>	<b>6</b>	<b>6</b>	<b>2</b>	—	—	—	—	—
<b>44-45</b>	<b>Retail trade</b>	<b>517</b>	<b>2 114</b>	<b>8 748</b>	<b>50</b>	<b>20</b>	<b>14</b>	<b>9</b>	<b>5</b>	<b>2</b>	—	—	—	—
441	Motor vehicle & parts dealers	118	816	3 410	7	2	1	3	—	1	—	—	—	—
4411	Automobile dealers	101	756	3 168	4	1	—	2	—	1	—	—	—	—
445	Food & beverage stores	150	449	1 809	9	3	2	1	2	1	—	—	—	—
4451	Grocery stores	(C)	(D)	(D)	4	—	1	1	1	1	—	—	—	—
44511	Grocery (except convenience) stores	(C)	(D)	(D)	3	—	1	—	1	1	—	—	—	—
<b>48-49</b>	<b>Transportation &amp; warehousing</b>	<b>(B)</b>	<b>(D)</b>	<b>(D)</b>	<b>7</b>	<b>4</b>	—	<b>3</b>	—	—	—	—	—	—
<b>51</b>	<b>Information</b>	<b>(B)</b>	<b>(D)</b>	<b>(D)</b>	<b>4</b>	<b>2</b>	<b>1</b>	<b>1</b>	—	—	—	—	—	—
<b>52</b>	<b>Finance &amp; insurance</b>	<b>102</b>	<b>737</b>	<b>2 815</b>	<b>18</b>	<b>9</b>	<b>7</b>	<b>1</b>	<b>1</b>	—	—	—	—	—
<b>53</b>	<b>Real estate &amp; rental &amp; leasing</b>	<b>31</b>	<b>69</b>	<b>259</b>	<b>10</b>	<b>8</b>	<b>1</b>	<b>1</b>	—	—	—	—	—	—
<b>54</b>	<b>Professional, scientific &amp; technical services</b>	<b>63</b>	<b>264</b>	<b>971</b>	<b>24</b>	<b>19</b>	<b>5</b>	—	—	—	—	—	—	—
<b>55</b>	<b>Management of companies &amp; enterprises</b>	<b>(B)</b>	<b>(D)</b>	<b>(D)</b>	<b>1</b>	—	—	—	<b>1</b>	—	—	—	—	—
<b>56</b>	<b>Admin, support, waste mgt, remediation services</b>	<b>40</b>	<b>126</b>	<b>651</b>	<b>12</b>	<b>9</b>	<b>2</b>	<b>1</b>	—	—	—	—	—	—
<b>61</b>	<b>Educational services</b>	<b>(B)</b>	<b>(D)</b>	<b>(D)</b>	<b>1</b>	—	—	—	<b>1</b>	—	—	—	—	—

See footnotes at end of table.

**Table 6. Counties—Employees, Payroll, and Establishments by Industry: 2000—Con.**

[Excludes most government employees, railroad employees, and self-employed persons. Size class 1 to 4 includes establishments with payroll, but no employees, during mid-March pay period. (D) denotes figures withheld to avoid disclosing data for individual companies; the data are included in broader industry totals. Detailed industries with 100 or more employees are shown if industry was not a (D). For explanation of terms, abbreviations, and data reliability/comparability, see introductory text]

NAICS code	Industry	Number of employees for week including March 12	Payroll (\$1,000)		Total number of establishments	Number of establishments by employment-size class								
			First quarter	Annual		1 to 4	5 to 9	10 to 19	20 to 49	50 to 99	100 to 249	250 to 499	500 to 999	1,000 or more
<b>TIPTON—Con.</b>														
<b>62</b>	<b>Health care and social assistance</b> .....	<b>602</b>	<b>3 330</b>	<b>14 891</b>	<b>28</b>	<b>14</b>	<b>9</b>	<b>2</b>	<b>1</b>	<b>1</b>	—	<b>1</b>	—	—
621	Ambulatory health care services .....	108	663	3 203	21	11	8	2	—	—	—	—	—	—
622	Hospitals .....	(E)	(D)	(D)	1	—	—	—	—	—	—	—	1	—
6221	General medical & surgical hospitals .....	(E)	(D)	(D)	1	—	—	—	—	—	—	—	1	—
62211	General medical & surgical hospitals .....	(E)	(D)	(D)	1	—	—	—	—	—	—	—	1	—
623	Nursing & residential care facilities .....	(C)	(D)	(D)	2	—	—	—	1	1	—	—	—	—
6231	Nursing care facilities .....	(C)	(D)	(D)	2	—	—	—	1	1	—	—	—	—
62311	Nursing care facilities .....	(C)	(D)	(D)	2	—	—	—	1	1	—	—	—	—
<b>71</b>	<b>Arts, entertainment &amp; recreation</b> .....	<b>(A)</b>	<b>(D)</b>	<b>(D)</b>	<b>1</b>	<b>1</b>	—	—	—	—	—	—	—	—
<b>72</b>	<b>Accommodation &amp; food services</b> .....	<b>318</b>	<b>704</b>	<b>2 994</b>	<b>25</b>	<b>11</b>	<b>2</b>	<b>6</b>	<b>5</b>	<b>1</b>	—	—	—	—
722	Food services & drinking places .....	(E)	(D)	(D)	23	11	1	5	5	1	—	—	—	—
7221	Full-service restaurants .....	109	233	960	7	2	1	2	2	—	—	—	—	—
72211	Full-service restaurants .....	109	233	960	7	2	1	2	2	—	—	—	—	—
722110	Full-service restaurants .....	109	233	960	7	2	1	2	2	—	—	—	—	—
7222	Limited-service eating places .....	181	391	1 678	9	2	—	3	3	1	—	—	—	—
72221	Limited-service eating places .....	181	391	1 678	9	2	—	3	3	1	—	—	—	—
722211	Limited-service restaurants .....	181	391	1 678	9	2	—	3	3	1	—	—	—	—
<b>81</b>	<b>Other services (except public administration)</b> .....	<b>263</b>	<b>784</b>	<b>3 086</b>	<b>53</b>	<b>33</b>	<b>16</b>	<b>2</b>	<b>2</b>	—	—	—	—	—
813	Religious, grantmaking, civic, prof & like organizations .....	186	436	1 725	35	23	9	1	2	—	—	—	—	—
8131	Religious organizations .....	136	335	1 326	20	12	6	—	2	—	—	—	—	—
81311	Religious organizations .....	136	335	1 326	20	12	6	—	2	—	—	—	—	—
813110	Religious organizations .....	136	335	1 326	20	12	6	—	2	—	—	—	—	—
<b>95</b>	<b>Auxiliaries (exc corporate, subsidiary &amp; regional mgt)</b> .....	<b>(C)</b>	<b>(D)</b>	<b>(D)</b>	<b>1</b>	—	—	—	—	—	<b>1</b>	—	—	—
<b>99</b>	<b>Unclassified establishments</b> .....	<b>(A)</b>	<b>(D)</b>	<b>(D)</b>	<b>3</b>	<b>3</b>	—	—	—	—	—	—	—	—
<b>UNION</b>														
	<b>Total</b> .....	<b>969</b>	<b>4 305</b>	<b>18 112</b>	<b>143</b>	<b>97</b>	<b>24</b>	<b>9</b>	<b>10</b>	<b>3</b>	—	—	—	—
<b>22</b>	<b>Utilities</b> .....	<b>(B)</b>	<b>(D)</b>	<b>(D)</b>	<b>2</b>	<b>1</b>	—	—	<b>1</b>	—	—	—	—	—
<b>23</b>	<b>Construction</b> .....	<b>90</b>	<b>398</b>	<b>1 971</b>	<b>16</b>	<b>12</b>	<b>2</b>	<b>1</b>	—	<b>1</b>	—	—	—	—
<b>31-33</b>	<b>Manufacturing</b> .....	<b>78</b>	<b>403</b>	<b>1 657</b>	<b>8</b>	<b>4</b>	<b>2</b>	<b>1</b>	<b>1</b>	—	—	—	—	—
<b>42</b>	<b>Wholesale trade</b> .....	<b>103</b>	<b>410</b>	<b>1 703</b>	<b>8</b>	<b>4</b>	<b>2</b>	<b>1</b>	—	<b>1</b>	—	—	—	—
<b>44-45</b>	<b>Retail trade</b> .....	<b>221</b>	<b>931</b>	<b>4 082</b>	<b>32</b>	<b>22</b>	<b>4</b>	<b>3</b>	<b>3</b>	—	—	—	—	—
<b>48-49</b>	<b>Transportation &amp; warehousing</b> .....	<b>(B)</b>	<b>(D)</b>	<b>(D)</b>	<b>9</b>	<b>7</b>	<b>1</b>	—	<b>1</b>	—	—	—	—	—
<b>51</b>	<b>Information</b> .....	<b>(A)</b>	<b>(D)</b>	<b>(D)</b>	<b>1</b>	<b>1</b>	—	—	—	—	—	—	—	—
<b>52</b>	<b>Finance &amp; insurance</b> .....	<b>106</b>	<b>752</b>	<b>2 695</b>	<b>8</b>	<b>3</b>	<b>3</b>	<b>1</b>	—	<b>1</b>	—	—	—	—
<b>53</b>	<b>Real estate &amp; rental &amp; leasing</b> .....	<b>11</b>	<b>52</b>	<b>183</b>	<b>3</b>	<b>2</b>	<b>1</b>	—	—	—	—	—	—	—
<b>54</b>	<b>Professional, scientific &amp; technical services</b> .....	<b>16</b>	<b>77</b>	<b>327</b>	<b>7</b>	<b>6</b>	<b>1</b>	—	—	—	—	—	—	—
<b>56</b>	<b>Admin, support, waste mgt, remediation services</b> .....	<b>(A)</b>	<b>(D)</b>	<b>(D)</b>	<b>2</b>	<b>1</b>	—	<b>1</b>	—	—	—	—	—	—
<b>61</b>	<b>Educational services</b> .....	<b>(A)</b>	<b>(D)</b>	<b>(D)</b>	<b>1</b>	<b>1</b>	—	—	—	—	—	—	—	—
<b>62</b>	<b>Health care and social assistance</b> .....	<b>75</b>	<b>289</b>	<b>1 242</b>	<b>11</b>	<b>6</b>	<b>4</b>	—	<b>1</b>	—	—	—	—	—
<b>71</b>	<b>Arts, entertainment &amp; recreation</b> .....	<b>(A)</b>	<b>(D)</b>	<b>(D)</b>	<b>4</b>	<b>4</b>	—	—	—	—	—	—	—	—
<b>72</b>	<b>Accommodation &amp; food services</b> .....	<b>(B)</b>	<b>(D)</b>	<b>(D)</b>	<b>12</b>	<b>7</b>	<b>2</b>	<b>1</b>	<b>2</b>	—	—	—	—	—
<b>81</b>	<b>Other services (except public administration)</b> .....	<b>73</b>	<b>190</b>	<b>865</b>	<b>17</b>	<b>14</b>	<b>2</b>	—	<b>1</b>	—	—	—	—	—
<b>99</b>	<b>Unclassified establishments</b> .....	<b>(A)</b>	<b>(D)</b>	<b>(D)</b>	<b>2</b>	<b>2</b>	—	—	—	—	—	—	—	—
<b>VANDERBURGH</b>														
	<b>Total</b> .....	<b>111 142</b>	<b>773 127</b>	<b>3 152 772</b>	<b>5 252</b>	<b>2 223</b>	<b>1 127</b>	<b>861</b>	<b>640</b>	<b>226</b>	<b>125</b>	<b>32</b>	<b>10</b>	<b>8</b>
<b>11</b>	<b>Forestry, fishing, hunting, and agriculture support</b> .....	<b>(A)</b>	<b>(D)</b>	<b>(D)</b>	<b>2</b>	<b>2</b>	—	—	—	—	—	—	—	—
<b>21</b>	<b>Mining</b> .....	<b>290</b>	<b>1 401</b>	<b>6 240</b>	<b>32</b>	<b>20</b>	<b>5</b>	<b>4</b>	<b>2</b>	—	<b>1</b>	—	—	—
211	Oil & gas extraction .....	228	963	4 398	21	13	4	2	1	—	1	—	—	—
2111	Oil & gas extraction .....	228	963	4 398	21	13	4	2	1	—	1	—	—	—
21111	Oil & gas extraction .....	228	963	4 398	21	13	4	2	1	—	1	—	—	—
211111	Crude petroleum & natural gas extraction ..	228	963	4 398	21	13	4	2	1	—	1	—	—	—
<b>22</b>	<b>Utilities</b> .....	<b>(F)</b>	<b>(D)</b>	<b>(D)</b>	<b>8</b>	<b>1</b>	<b>2</b>	<b>2</b>	<b>2</b>	—	—	—	<b>1</b>	—
221	Utilities .....	(F)	(D)	(D)	8	1	2	2	2	—	—	—	1	—
2211	Elec pwr generation, transmsn & distribution ...	(F)	(D)	(D)	2	1	—	—	—	—	—	—	1	—
22111	Electric power generation .....	(F)	(D)	(D)	2	1	—	—	—	—	—	—	1	—

See footnotes at end of table.

**Table 6. Counties—Employees, Payroll, and Establishments by Industry: 2000—Con.**

[Excludes most government employees, railroad employees, and self-employed persons. Size class 1 to 4 includes establishments with payroll, but no employees, during mid-March pay period. (D) denotes figures withheld to avoid disclosing data for individual companies; the data are included in broader industry totals. Detailed industries with 100 or more employees are shown if industry was not a (D). For explanation of terms, abbreviations, and data reliability/comparability, see introductory text]

NAICS code	Industry	Number of employees for week including March 12	Payroll (\$1,000)		Total number of establishments	Number of establishments by employment-size class								
			First quarter	Annual		1 to 4	5 to 9	10 to 19	20 to 49	50 to 99	100 to 249	250 to 499	500 to 999	1,000 or more
<b>VANDERBURGH—Con.</b>														
<b>23</b>	<b>Construction</b>	<b>8 206</b>	<b>70 169</b>	<b>303 258</b>	<b>516</b>	<b>241</b>	<b>117</b>	<b>82</b>	<b>49</b>	<b>17</b>	<b>6</b>	<b>2</b>	<b>2</b>	<b>—</b>
233	Building, developing & general contracting	2 202	19 892	89 264	152	90	21	24	12	3	1	—	1	—
2332	Residential building construction	621	3 413	15 046	115	75	19	16	4	1	—	—	—	—
23321	Single-family housing construction	556	3 099	13 673	106	70	18	14	3	1	—	—	—	—
233210	Single-family housing construction	556	3 099	13 673	106	70	18	14	3	1	—	—	—	—
2333	Nonresidential building construction	1 560	16 398	73 386	28	7	1	8	8	2	1	—	1	—
23331	Mfg & industrial building construction	(F)	(D)	(D)	4	—	1	1	1	—	—	—	1	—
23332	Commercial & institutional bldg construction	(F)	(D)	(D)	24	7	—	7	7	2	1	—	—	—
234	Heavy construction	2 174	21 105	89 066	22	3	5	1	5	4	1	2	1	—
2341	Highway, street, bridge & tunnel construction	1 108	8 882	38 183	13	3	4	—	3	2	—	—	1	—
23411	Highway & street construction	(E)	(D)	(D)	11	3	3	—	3	2	—	—	—	—
23412	Bridge & tunnel construction	(F)	(D)	(D)	2	—	1	—	—	—	—	—	1	—
2349	Other heavy construction	1 066	12 223	50 883	9	—	1	1	2	2	1	2	—	—
23491	Water, sewer & pipeline construction	292	2 670	12 759	3	—	—	—	1	1	—	—	—	—
234910	Water, sewer & pipeline construction	292	2 670	12 759	3	—	—	—	1	1	—	—	—	—
23493	Industrial nonbuilding structure construction	(E)	(D)	(D)	2	—	—	—	—	1	—	—	1	—
23499	All other heavy construction	(E)	(D)	(D)	4	—	1	1	1	—	—	—	1	—
235	Special trade contractors	3 830	29 172	124 928	342	148	91	57	32	10	4	—	—	—
2351	Plumbing, heating & AC contractor	1 082	8 869	38 346	80	27	23	18	10	—	2	—	—	—
23511	Plumbing, heating & AC contractor	1 082	8 869	38 346	80	27	23	18	10	—	2	—	—	—
235110	Plumbing, heating & AC contractor	1 082	8 869	38 346	80	27	23	18	10	—	2	—	—	—
2352	Painting & wall covering contractors	278	1 918	8 543	32	21	3	5	1	2	—	—	—	—
23521	Painting & wall covering contractors	278	1 918	8 543	32	21	3	5	1	2	—	—	—	—
235210	Painting & wall covering contractors	278	1 918	8 543	32	21	3	5	1	2	—	—	—	—
2353	Electrical contractors	714	5 845	23 400	53	22	11	11	5	3	1	—	—	—
23531	Electrical contractors	714	5 845	23 400	53	22	11	11	5	3	1	—	—	—
235310	Electrical contractors	714	5 845	23 400	53	22	11	11	5	3	1	—	—	—
2354	Masonry, drywall, insulation, tile contractors	726	4 806	20 473	56	21	21	5	6	2	1	—	—	—
23541	Masonry & stone contractors	177	889	3 652	30	12	16	—	2	—	—	—	—	—
235410	Masonry & stone contractors	177	889	3 652	30	12	16	—	2	—	—	—	—	—
23542	Drywall, acoustical & insulation contractors	471	3 542	15 431	20	8	3	3	3	2	1	—	—	—
235420	Drywall, acoustical & insulation contractors	471	3 542	15 431	20	8	3	3	3	2	1	—	—	—
2355	Carpentry & floor contractors	(C)	(D)	(D)	34	24	10	—	—	—	—	—	—	—
2356	Roofing, siding, & sheet metal contractors	218	1 709	7 356	18	6	3	7	1	1	—	—	—	—
23561	Roofing, siding, & sheet metal contractors	218	1 709	7 356	18	6	3	7	1	1	—	—	—	—
235610	Roofing, siding, & sheet metal contractors	218	1 709	7 356	18	6	3	7	1	1	—	—	—	—
2357	Concrete contractors	115	719	3 728	19	9	7	2	1	—	—	—	—	—
23571	Concrete contractors	115	719	3 728	19	9	7	2	1	—	—	—	—	—
235710	Concrete contractors	115	719	3 728	19	9	7	2	1	—	—	—	—	—
2359	Other special trade contractors	583	4 707	20 637	48	17	12	9	8	2	—	—	—	—
23593	Excavation contractors	193	1 923	9 076	14	7	2	3	—	2	—	—	—	—
235930	Excavation contractors	193	1 923	9 076	14	7	2	3	—	2	—	—	—	—
23599	All other special trade contractors	208	1 307	6 315	18	6	6	2	4	—	—	—	—	—
235990	All other special trade contractors	208	1 307	6 315	18	6	6	2	4	—	—	—	—	—
<b>31-33</b>	<b>Manufacturing</b>	<b>17 484</b>	<b>184 913</b>	<b>731 248</b>	<b>276</b>	<b>67</b>	<b>60</b>	<b>42</b>	<b>53</b>	<b>16</b>	<b>23</b>	<b>10</b>	<b>3</b>	<b>2</b>
311	Food mfg	2 740	44 406	184 196	17	3	3	3	3	2	1	1	—	1
3115	Dairy product mfg	(G)	(D)	(D)	3	—	—	1	—	1	—	—	—	1
31151	Dairy product (exc frozen) mfg	(G)	(D)	(D)	3	—	—	1	—	1	—	—	—	1
3118	Bakeries & tortilla mfg	(F)	(D)	(D)	6	2	1	1	—	—	1	1	—	—
31181	Bread & bakery product mfg	(E)	(D)	(D)	5	2	1	1	—	—	—	1	—	—
31182	Cookie, cracker & pasta mfg	(C)	(D)	(D)	1	—	—	—	—	—	1	—	—	—
312	Beverage & tobacco product mfg	(C)	(D)	(D)	2	—	—	—	1	—	1	—	—	—
3121	Beverage mfg	(C)	(D)	(D)	2	—	—	—	1	—	1	—	—	—
31211	Soft drink & ice mfg	(C)	(D)	(D)	2	—	—	—	1	—	1	—	—	—
314	Textile product mills	(F)	(D)	(D)	3	1	1	—	—	—	—	—	1	—
3149	Other textile product mills	(F)	(D)	(D)	1	—	—	—	—	—	—	—	1	—
31491	Textile bag & canvas mills	(F)	(D)	(D)	1	—	—	—	—	—	—	—	1	—
321	Wood product mfg	130	611	2 619	12	5	2	3	2	—	—	—	—	—
3219	Other wood product mfg	(C)	(D)	(D)	10	5	2	1	2	—	—	—	—	—
322	Paper mfg	696	7 381	28 296	6	—	—	2	2	—	1	1	—	—
3222	Converted paper product mfg	696	7 381	28 296	6	—	—	2	2	—	1	1	—	—
32221	Paperboard container mfg	(F)	(D)	(D)	3	—	—	—	1	—	1	1	—	—
323	Printing & related support activities	391	3 239	12 144	30	12	10	3	3	2	—	—	—	—
3231	Printing & related support activities	391	3 239	12 144	30	12	10	3	3	2	—	—	—	—
32311	Printing	377	3 145	11 713	27	11	8	3	3	2	—	—	—	—
323110	Commercial lithographic printing	283	2 214	8 570	17	7	5	1	2	2	—	—	—	—
325	Chemical mfg	2 009	21 076	90 332	15	—	4	1	2	1	4	2	1	—
3254	Pharmaceutical & medicine mfg	(F)	(D)	(D)	2	—	—	—	1	—	—	—	1	—
32541	Pharmaceutical & medicine mfg	(F)	(D)	(D)	2	—	—	—	1	—	—	—	1	—
3255	Paint, coating & adhesive mfg	842	7 557	31 648	6	—	1	1	—	—	3	1	—	—
32551	Paint & coating mfg	(E)	(D)	(D)	1	—	—	—	—	—	—	1	—	—
32552	Adhesive mfg	(E)	(D)	(D)	5	—	1	1	—	—	3	—	—	—
3259	Other chemical product & preparation mfg	(F)	(D)	(D)	3	—	1	—	—	—	1	1	—	—
32599	All other chemical product & preparation mfg	(F)	(D)	(D)	3	—	1	—	—	—	1	1	—	—
326	Plastics & rubber products mfg	3 006	24 157	91 230	26	2	4	2	7	2	5	3	1	—
3261	Plastics product mfg	(H)	(D)	(D)	24	1	4	1	7	2	5	3	1	—
32613	Laminated plastics plate, sheet & shape mfg	(C)	(D)	(D)	1	—	—	—	—	—	1	—	—	—
32619	Other plastics product mfg	2 671	21 350	80 977	17	—	3	1	5	—	4	3	1	—
326199	All other plastics product mfg	2 671	21 350	80 977	17	—	3	1	5	—	4	3	1	—

See footnotes at end of table.

**Table 6. Counties—Employees, Payroll, and Establishments by Industry: 2000—Con.**

[Excludes most government employees, railroad employees, and self-employed persons. Size class 1 to 4 includes establishments with payroll, but no employees, during mid-March pay period. (D) denotes figures withheld to avoid disclosing data for individual companies; the data are included in broader industry totals. Detailed industries with 100 or more employees are shown if industry was not a (D). For explanation of terms, abbreviations, and data reliability/comparability, see introductory text]

NAICS code	Industry	Number of employees for week including March 12	Payroll (\$1,000)		Total number of establishments	Number of establishments by employment-size class									
			First quarter	Annual		1 to 4	5 to 9	10 to 19	20 to 49	50 to 99	100 to 249	250 to 499	500 to 999	1,000 or more	
<b>VANDERBURGH—Con.</b>															
<b>31-33 Manufacturing—Con.</b>															
327	Nonmetallic mineral product mfg .....	628	7 068	31 764	11	1	3	4	2	—	—	1	—	—	
3272	Glass & glass product mfg .....	(F)	(D)	(D)	2	—	—	1	—	—	—	1	—	—	
32721	Glass & glass product mfg .....	(F)	(D)	(D)	2	—	—	1	—	—	—	1	—	—	
331	Primary metal mfg .....	(C)	(D)	(D)	4	2	—	1	—	—	1	—	—	—	
3312	Steel product mfg from purchased steel .....	(C)	(D)	(D)	1	—	—	—	—	—	1	—	—	—	
33121	Iron, steel pipe & tube mfg from purchased steel .....	(C)	(D)	(D)	1	—	—	—	—	—	1	—	—	—	
332	Fabricated metal product mfg .....	1 999	14 764	58 392	50	11	16	4	9	3	6	1	—	—	
3321	Forging & stamping .....	393	3 248	12 983	5	—	1	—	2	—	2	—	—	—	
33211	Forging & stamping .....	393	3 248	12 983	5	—	1	—	2	—	2	—	—	—	
3323	Architectural & structural metals mfg .....	183	1 389	6 428	6	—	1	1	3	1	—	—	—	—	
33232	Ornamental & architectural metal prod mfg .....	(C)	(D)	(D)	5	—	1	—	3	1	—	—	—	—	
3325	Hardware mfg .....	(C)	(D)	(D)	1	—	—	—	—	—	1	—	—	—	
33251	Hardware mfg .....	(C)	(D)	(D)	1	—	—	—	—	—	1	—	—	—	
3326	Spring & wire product mfg .....	(E)	(D)	(D)	1	—	—	—	—	—	—	1	—	—	
33261	Spring & wire product mfg .....	(E)	(D)	(D)	1	—	—	—	—	—	—	1	—	—	
3327	Mach shops, turn prod, screw, nut, bolt mfg ....	145	1 005	4 011	20	6	11	2	1	—	—	—	—	—	
33271	Machine shops .....	(C)	(D)	(D)	18	5	11	1	1	—	—	—	—	—	
3328	Coating, engrave, heat treating & oth activity ...	339	2 047	7 418	8	2	2	—	2	—	2	—	—	—	
33281	Coating, engrave, heat treating & oth activity .	339	2 047	7 418	8	2	2	—	2	—	2	—	—	—	
3329	Other fabricated metal product mfg .....	363	2 978	10 774	7	2	1	1	1	1	1	—	—	—	
33291	Metal valve mfg .....	(C)	(D)	(D)	2	1	—	—	—	—	1	—	—	—	
33299	All other fabricated metal product mfg .....	(C)	(D)	(D)	5	1	1	1	1	1	—	—	—	—	
333	Machinery mfg .....	1 028	10 976	44 561	36	7	6	7	11	3	1	1	—	—	
3331	Ag, construction & mining machinery mfg .....	(C)	(D)	(D)	2	—	1	—	—	—	1	—	—	—	
33311	Agricultural implement mfg .....	(C)	(D)	(D)	2	—	1	—	—	—	1	—	—	—	
3332	Industrial machinery mfg .....	(E)	(D)	(D)	6	2	1	2	—	—	—	1	—	—	
33329	Other industrial machinery mfg .....	(E)	(D)	(D)	4	2	1	—	—	—	—	1	—	—	
3334	HVAC & commercial refrigeration equipment mfg .....	141	1 238	4 885	4	1	—	—	2	1	—	—	—	—	
33341	HVAC & commercial refrigeration equipment mfg .....	141	1 238	4 885	4	1	—	—	2	1	—	—	—	—	
333415	AC, warm air htg & commercial refrig equip mfg .....	141	1 238	4 885	4	1	—	—	2	1	—	—	—	—	
3335	Metalworking machinery mfg .....	391	4 240	17 239	20	3	3	5	7	2	—	—	—	—	
33351	Metalworking machinery mfg .....	391	4 240	17 239	20	3	3	5	7	2	—	—	—	—	
333511	Industrial mold mfg .....	155	1 957	7 842	6	—	1	2	2	1	—	—	—	—	
335	Electrical equip, appliance & component mfg .....	(H)	(D)	(D)	8	1	2	—	2	1	1	—	—	1	
3352	Household appliance mfg .....	(H)	(D)	(D)	1	—	—	—	—	—	—	—	—	1	
33522	Major appliance mfg .....	(H)	(D)	(D)	1	—	—	—	—	—	—	—	—	1	
3353	Electrical equipment mfg .....	(C)	(D)	(D)	5	—	2	—	2	—	1	—	—	—	
33531	Electrical equipment mfg .....	(C)	(D)	(D)	5	—	2	—	2	—	1	—	—	—	
337	Furniture & related product mfg .....	398	2 636	11 236	16	2	3	5	4	1	1	—	—	—	
3371	HH & institutional furniture & kitchen cabinet mfg .....	321	2 206	9 247	12	2	2	4	2	1	1	—	—	—	
33711	Wood kitchen cabinet & countertop mfg .....	103	711	2 694	7	2	1	2	2	—	—	—	—	—	
337110	Wood kitchen cabinet & countertop mfg .....	103	711	2 694	7	2	1	2	2	—	—	—	—	—	
33712	Household & institutional furniture mfg .....	218	1 495	6 553	5	—	1	2	—	1	—	—	—	—	
339	Miscellaneous mfg .....	510	4 029	16 471	25	13	4	4	2	1	1	—	—	—	
3399	Other miscellaneous mfg .....	443	3 682	14 997	12	4	3	1	2	1	1	—	—	—	
33992	Sporting & athletic goods mfg .....	(E)	(D)	(D)	2	1	—	—	—	—	1	—	—	—	
33995	Sign mfg .....	(C)	(D)	(D)	7	2	2	—	2	1	—	—	—	—	
<b>42</b>	<b>Wholesale trade .....</b>	<b>5 189</b>	<b>43 064</b>	<b>183 469</b>	<b>344</b>	<b>129</b>	<b>78</b>	<b>58</b>	<b>56</b>	<b>18</b>	<b>5</b>	—	—	—	
421	Wholesale trade, durable goods .....	3 698	30 855	128 661	257	93	68	42	38	12	4	—	—	—	
4211	Motor vehicle, motor vehicle pt & supply whsle .	605	3 615	16 142	33	13	6	4	8	1	1	—	—	—	
42111	Automobile & other motor vehicle whsle .....	283	1 413	6 629	10	4	1	1	3	—	1	—	—	—	
421110	Automobile & other motor vehicle whsle ...	283	1 413	6 629	10	4	1	1	3	—	1	—	—	—	
42112	Motor vehicle supplies & new parts whsle ....	175	1 263	5 396	17	9	3	2	2	1	—	—	—	—	
421120	Motor vehicle supplies & new parts whsle ..	175	1 263	5 396	17	9	3	2	2	1	—	—	—	—	
4213	Lumber & other construction materials whsle ...	130	877	3 325	9	3	2	1	3	—	—	—	—	—	
42131	Lumber, plywood, millwork & wood panel whsle .....	103	637	2 315	4	1	—	—	3	—	—	—	—	—	
421310	Lumber, plywood, millwork & wood panel whsle .....	103	637	2 315	4	1	—	—	3	—	—	—	—	—	
4214	Professional & commercial equip & supp whsle .	551	5 050	19 469	33	11	10	4	6	1	1	—	—	—	
42142	Office equipment whsle .....	170	1 366	6 125	12	2	5	2	3	—	—	—	—	—	
421420	Office equipment whsle .....	170	1 366	6 125	12	2	5	2	3	—	—	—	—	—	
42143	Computer & peripheral equip & software whsle .....	163	2 276	7 517	7	2	2	—	2	1	—	—	—	—	
421430	Computer & peripheral equip & software whsle .....	163	2 276	7 517	7	2	2	—	2	1	—	—	—	—	
42145	Medical, dental, hospital equip & supp whsle .	(C)	(D)	(D)	5	4	—	—	—	—	1	—	—	—	
4215	Metal & mineral (except petroleum) whsle .....	160	1 365	5 313	10	2	4	2	—	2	—	—	—	—	
42151	Metal service centers & offices whsle .....	(C)	(D)	(D)	9	1	4	2	—	2	—	—	—	—	
4216	Electrical goods whsle .....	228	1 950	7 716	27	10	9	6	2	—	—	—	—	—	
42161	Elec equip, wiring supp, const material whsle .	103	977	3 854	12	6	1	4	1	—	—	—	—	—	
421610	Elec equip, wiring supp, const material whsle .....	103	977	3 854	12	6	1	4	1	—	—	—	—	—	
42169	Other electronic parts & equipment whsle ....	106	878	3 484	12	4	5	2	1	—	—	—	—	—	
421690	Other electronic parts & equipment whsle ...	106	878	3 484	12	4	5	2	1	—	—	—	—	—	

See footnotes at end of table.

Table 6. **Counties—Employees, Payroll, and Establishments by Industry: 2000—Con.**

[Excludes most government employees, railroad employees, and self-employed persons. Size class 1 to 4 includes establishments with payroll, but no employees, during mid-March pay period. (D) denotes figures withheld to avoid disclosing data for individual companies; the data are included in broader industry totals. Detailed industries with 100 or more employees are shown if industry was not a (D). For explanation of terms, abbreviations, and data reliability/comparability, see introductory text]

NAICS code	Industry	Number of employees for week including March 12	Payroll (\$1,000)		Total number of establishments	Number of establishments by employment-size class								
			First quarter	Annual		1 to 4	5 to 9	10 to 19	20 to 49	50 to 99	100 to 249	250 to 499	500 to 999	1,000 or more
<b>VANDERBURGH—Con.</b>														
<b>42 Wholesale trade—Con.</b>														
Wholesale trade, durable goods—Con.														
421	Hardware, plumb & heating equip & sup whsle . . .	261	2 421	9 453	31	12	12	4	2	1	—	—	—	—
42171	Hardware whsle . . .	106	752	3 180	12	4	6	—	2	—	—	—	—	
421710	Hardware whsle . . .	106	752	3 180	12	4	6	—	2	—	—	—	—	
42173	Warm air heating & AC equip & supplies whsle . . .	121	1 351	4 780	14	7	3	3	—	1	—	—	—	
421730	Warm air heating & AC equip & supplies whsle . . .	121	1 351	4 780	14	7	3	3	—	1	—	—	—	
4218	Machinery, equipment & supplies whsle . . . . .	1 408	13 071	56 163	87	29	23	15	11	7	2	—	—	
42181	Const & mining (exc petroleum) equip whsle . . .	284	3 232	13 007	11	5	2	—	1	2	1	—	—	
421810	Const & mining (exc petroleum) equip whsle . . . . .	284	3 232	13 007	11	5	2	—	1	2	1	—	—	
42183	Industrial machinery & equipment whsle . . . . .	728	6 613	29 167	41	14	10	7	5	4	1	—	—	
421830	Industrial machinery & equipment whsle . . . . .	728	6 613	29 167	41	14	10	7	5	4	1	—	—	
42184	Industrial supplies whsle . . . . .	282	2 438	10 487	23	6	7	7	2	1	—	—	—	
421840	Industrial supplies whsle . . . . .	282	2 438	10 487	23	6	7	7	2	1	—	—	—	
4219	Miscellaneous durable goods whsle . . . . .	281	2 049	9 072	19	8	2	4	5	—	—	—	—	
42193	Recyclable material whsle . . . . .	190	1 516	6 890	11	2	2	4	3	—	—	—	—	
421930	Recyclable material whsle . . . . .	190	1 516	6 890	11	2	2	4	3	—	—	—	—	
422	Wholesale trade, nondurable goods . . . . .	1 491	12 209	54 808	87	36	10	16	18	6	1	—	—	
4222	Drugs & druggists' sundries whsle . . . . .	109	843	7 381	4	2	—	—	1	1	—	—	—	
42221	Drugs & druggists' sundries whsle . . . . .	109	843	7 381	4	2	—	—	1	1	—	—	—	
422210	Drugs & druggists' sundries whsle . . . . .	109	843	7 381	4	2	—	—	1	1	—	—	—	
4224	Grocery & related product whsle . . . . .	721	5 416	24 954	22	3	2	5	7	4	1	—	—	
42241	General line grocery whsle . . . . .	118	804	3 297	3	—	—	1	1	1	—	—	—	
422410	General line grocery whsle . . . . .	118	804	3 297	3	—	—	1	1	1	—	—	—	
42249	Other grocery & related products whsle . . . . .	402	3 347	15 505	10	1	1	1	4	2	1	—	—	
422490	Other grocery & related products whsle . . . . .	402	3 347	15 505	10	1	1	1	4	2	1	—	—	
4226	Chemical & allied products whsle . . . . .	237	2 828	9 376	15	6	1	4	4	—	—	—	—	
42261	Plastics materials & basic forms, shapes whsle . . . . .	189	2 000	7 086	8	2	—	2	4	—	—	—	—	
422610	Plastics materials & basic forms, shapes whsle . . . . .	189	2 000	7 086	8	2	—	2	4	—	—	—	—	
4228	Beer, wine, distilled alcoholic beverage whsle . .	117	984	4 093	4	1	—	—	2	1	—	—	—	
44-45	<b>Retail trade . . . . .</b>	<b>14 884</b>	<b>65 027</b>	<b>267 132</b>	<b>898</b>	<b>302</b>	<b>245</b>	<b>188</b>	<b>105</b>	<b>32</b>	<b>20</b>	<b>5</b>	<b>1</b>	
441	Motor vehicle & parts dealers . . . . .	2 041	14 168	60 226	114	36	28	20	18	10	2	—	—	
4411	Automobile dealers . . . . .	1 153	9 553	40 175	44	20	6	3	4	9	2	—	—	
44111	New car dealers . . . . .	1 012	8 554	36 261	14	—	—	—	3	9	2	—	—	
441110	New car dealers . . . . .	1 012	8 554	36 261	14	—	—	—	3	9	2	—	—	
44112	Used car dealers . . . . .	141	999	3 914	30	20	6	3	1	—	—	—	—	
441120	Used car dealers . . . . .	141	999	3 914	30	20	6	3	1	—	—	—	—	
4412	Other motor vehicle dealers . . . . .	143	927	4 345	15	5	5	2	3	—	—	—	—	
44122	Motorcycle & boat & other MV dealers . . . . .	102	639	2 942	11	4	3	2	2	—	—	—	—	
4413	Automotive parts, accessories & tire stores . . . . .	745	3 688	15 706	55	11	17	15	11	1	—	—	—	
44131	Automotive parts, accessories & tire stores . . . . .	514	2 454	10 215	39	10	11	10	7	1	—	—	—	
441310	Automotive parts, accessories & tire stores . . . . .	514	2 454	10 215	39	10	11	10	7	1	—	—	—	
44132	Tire dealers . . . . .	231	1 234	5 491	16	1	6	5	4	—	—	—	—	
441320	Tire dealers . . . . .	231	1 234	5 491	16	1	6	5	4	—	—	—	—	
442	Furniture & home furnishing stores . . . . .	622	3 176	12 366	62	20	20	17	5	—	—	—	—	
4421	Furniture stores . . . . .	421	2 243	8 704	31	7	11	8	5	—	—	—	—	
44211	Furniture stores . . . . .	421	2 243	8 704	31	7	11	8	5	—	—	—	—	
442110	Furniture stores . . . . .	421	2 243	8 704	31	7	11	8	5	—	—	—	—	
4422	Home furnishings stores . . . . .	201	933	3 662	31	13	9	9	—	—	—	—	—	
44221	Floor covering stores . . . . .	120	681	2 593	16	6	5	5	—	—	—	—	—	
442210	Floor covering stores . . . . .	120	681	2 593	16	6	5	5	—	—	—	—	—	
443	Electronics & appliance stores . . . . .	530	2 707	10 485	36	12	12	7	2	2	1	—	—	
4431	Electronics & appliance stores . . . . .	530	2 707	10 485	36	12	12	7	2	2	1	—	—	
44311	Appliance, TV & all other electronics stores . .	437	2 186	8 517	23	8	6	4	2	2	1	—	—	
443111	Household appliance stores . . . . .	133	628	2 340	10	4	3	2	—	1	—	—	—	
443112	Radio, television & other electronics stores . .	304	1 558	6 177	13	4	3	2	2	1	1	—	—	
444	Bldg material & garden equip & supp dealers . . . . .	1 652	10 876	41 903	87	25	21	20	13	5	3	—	—	
4441	Building material & supplies dealers . . . . .	1 386	9 914	37 656	72	19	17	18	12	3	3	—	—	
44411	Home centers . . . . .	1 491	5 260	21 260	4	1	—	1	—	1	1	—	—	
444110	Home centers . . . . .	1 491	5 260	21 260	4	1	—	1	—	1	1	—	—	
44413	Hardware stores . . . . . (C) (D)	(D)	(D)	(D)	5	1	—	—	3	1	—	—	—	
44419	Other building material dealers . . . . .	909	7 432	28 556	47	9	10	16	9	1	2	—	—	
444190	Other building material dealers . . . . .	909	7 432	28 556	47	9	10	16	9	1	2	—	—	
4442	Lawn & garden equip & supplies stores . . . . .	266	962	4 247	15	6	4	2	1	2	—	—	—	
44421	Outdoor power equipment stores . . . . .	107	319	1 321	6	3	2	—	—	1	—	—	—	
444210	Outdoor power equipment stores . . . . .	107	319	1 321	6	3	2	—	—	1	—	—	—	
44422	Nursery & garden centers . . . . .	159	643	2 926	9	3	2	2	1	1	—	—	—	
444220	Nursery & garden centers . . . . .	159	643	2 926	9	3	2	2	1	1	—	—	—	
445	Food & beverage stores . . . . .	1 924	5 262	23 093	71	25	15	10	10	3	8	—	—	
4451	Grocery stores . . . . .	1 665	4 487	19 978	33	5	5	6	6	3	8	—	—	
44511	Grocery (except convenience) stores . . . . .	1 628	4 388	19 594	28	3	4	4	6	3	8	—	—	
445110	Grocery (except convenience) stores . . . . .	1 628	4 388	19 594	28	3	4	4	6	3	8	—	—	
4452	Specialty food stores . . . . .	107	302	1 393	15	8	3	2	2	—	—	—	—	
4453	Beer, wine & liquor stores . . . . .	152	473	1 722	23	12	7	2	2	—	—	—	—	
44531	Beer, wine & liquor stores . . . . .	152	473	1 722	23	12	7	2	2	—	—	—	—	
445310	Beer, wine & liquor stores . . . . .	152	473	1 722	23	12	7	2	2	—	—	—	—	
446	Health & personal care stores . . . . .	738	3 791	16 138	61	23	11	14	11	2	—	—	—	
4461	Health & personal care stores . . . . .	738	3 791	16 138	61	23	11	14	11	2	—	—	—	
44611	Pharmacies & drug stores . . . . .	518	2 767	11 996	26	3	3	9	9	2	—	—	—	
446110	Pharmacies & drug stores . . . . .	518	2 767	11 996	26	3	3	9	9	2	—	—	—	

See footnotes at end of table.

**Table 6. Counties—Employees, Payroll, and Establishments by Industry: 2000—Con.**

[Excludes most government employees, railroad employees, and self-employed persons. Size class 1 to 4 includes establishments with payroll, but no employees, during mid-March pay period. (D) denotes figures withheld to avoid disclosing data for individual companies; the data are included in broader industry totals. Detailed industries with 100 or more employees are shown if industry was not a (D). For explanation of terms, abbreviations, and data reliability/comparability, see introductory text]

NAICS code	Industry	Number of employees for week including March 12	Payroll (\$1,000)		Total number of establishments	Number of establishments by employment-size class									
			First quarter	Annual		1 to 4	5 to 9	10 to 19	20 to 49	50 to 99	100 to 249	250 to 499	500 to 999	1,000 or more	
<b>VANDERBURGH—Con.</b>															
<b>44-45 Retail trade—Con.</b>															
447	Gasoline stations .....	640	2 209	9 202	91	29	35	26	1	—	—	—	—	—	
4471	Gasoline stations .....	640	2 209	9 202	91	29	35	26	1	—	—	—	—	—	
44711	Gasoline stations with convenience stores ..	533	1 821	7 610	70	20	26	23	1	—	—	—	—	—	
447110	Gasoline stations with convenience stores ..	533	1 821	7 610	70	20	26	23	1	—	—	—	—	—	
44719	Other gasoline stations .....	107	388	1 592	21	9	9	3	—	—	—	—	—	—	
447190	Other gasoline stations .....	107	388	1 592	21	9	9	3	—	—	—	—	—	—	
448	Clothing & clothing accessories stores .....	1 511	4 819	19 605	144	45	42	40	14	3	—	—	—	—	
4481	Clothing stores .....	1 057	2 650	10 673	84	19	22	31	10	2	—	—	—	—	
44812	Women's clothing stores .....	388	1 029	4 063	35	9	7	16	3	—	—	—	—	—	
448120	Women's clothing stores .....	388	1 029	4 063	35	9	7	16	3	—	—	—	—	—	
44813	Children's & infants' clothing stores .....	(C)	(D)	(D)	6	—	1	3	2	—	—	—	—	—	
448130	Children's & infants' clothing stores .....	(C)	(D)	(D)	6	—	1	3	2	—	—	—	—	—	
44814	Family clothing stores .....	344	748	3 144	15	1	2	6	4	2	—	—	—	—	
448140	Family clothing stores .....	344	748	3 144	15	1	2	6	4	2	—	—	—	—	
44819	Other clothing stores .....	103	336	1 327	13	7	3	2	1	—	—	—	—	—	
448190	Other clothing stores .....	103	336	1 327	13	7	3	2	1	—	—	—	—	—	
4482	Shoe stores .....	193	654	3 002	27	17	5	3	1	1	—	—	—	—	
44821	Shoe stores .....	193	654	3 002	27	17	5	3	1	1	—	—	—	—	
448210	Shoe stores .....	193	654	3 002	27	17	5	3	1	1	—	—	—	—	
4483	Jewelry, luggage & leather goods stores .....	261	1 515	5 930	33	9	15	6	3	—	—	—	—	—	
44831	Jewelry stores .....	(E)	(D)	(D)	32	9	14	6	3	—	—	—	—	—	
451	Sporting goods, hobby, book & music stores .....	680	2 213	8 896	62	20	21	9	10	2	—	—	—	—	
4511	Sporting goods, hobby, musical instrument stores .....	456	1 615	6 427	42	14	13	6	8	1	—	—	—	—	
45111	Sporting goods stores .....	166	715	2 593	22	10	5	4	3	—	—	—	—	—	
451110	Sporting goods stores .....	166	715	2 593	22	10	5	4	3	—	—	—	—	—	
45112	Hobby, toy & game stores .....	191	471	2 035	11	3	3	1	3	1	—	—	—	—	
451120	Hobby, toy & game stores .....	191	471	2 035	11	3	3	1	3	1	—	—	—	—	
4512	Book, periodical & music stores .....	224	598	2 469	20	6	8	3	2	1	—	—	—	—	
45121	Book stores & news dealers .....	(C)	(D)	(D)	15	5	5	2	2	1	—	—	—	—	
451210	Book stores & news dealers .....	(C)	(D)	(D)	15	5	5	2	2	1	—	—	—	—	
451211	Book stores .....	181	466	1 917	12	2	5	2	2	1	—	—	—	—	
452	General merchandise stores .....	3 285	11 012	44 367	32	3	7	4	1	5	6	5	1	—	
4521	Department stores .....	1 949	6 202	24 742	11	—	—	—	—	2	5	4	—	—	
45211	Department stores .....	1 949	6 202	24 742	11	—	—	—	—	2	5	4	—	—	
452110	Department stores .....	1 949	6 202	24 742	11	—	—	—	—	2	5	4	—	—	
4529	Other general merchandise stores .....	1 336	4 810	19 625	21	3	7	4	1	3	1	1	1	—	
45291	Warehouse clubs & superstores .....	(F)	(D)	(D)	3	—	—	—	—	1	1	1	—	—	
45299	All other general merchandise stores .....	(E)	(D)	(D)	18	3	7	4	1	3	—	—	—	—	
453	Miscellaneous store retailers .....	961	3 176	13 708	106	49	26	16	15	—	—	—	—	—	
4531	Florists .....	137	374	1 749	12	3	4	3	2	—	—	—	—	—	
45311	Florists .....	137	374	1 749	12	3	4	3	2	—	—	—	—	—	
453110	Florists .....	137	374	1 749	12	3	4	3	2	—	—	—	—	—	
4532	Office supplies, stationery & gift stores .....	460	1 515	6 291	43	19	8	7	9	—	—	—	—	—	
45321	Office supplies & stationery stores .....	183	859	3 423	14	6	3	—	5	—	—	—	—	—	
453210	Office supplies & stationery stores .....	183	859	3 423	14	6	3	—	5	—	—	—	—	—	
45322	Gift, novelty & souvenir stores .....	277	656	2 868	29	13	5	7	4	—	—	—	—	—	
453220	Gift, novelty & souvenir stores .....	277	656	2 868	29	13	5	7	4	—	—	—	—	—	
4533	Used merchandise stores .....	129	434	1 724	22	12	9	—	1	—	—	—	—	—	
45331	Used merchandise stores .....	129	434	1 724	22	12	9	—	1	—	—	—	—	—	
453310	Used merchandise stores .....	129	434	1 724	22	12	9	—	1	—	—	—	—	—	
4539	Other miscellaneous store retailers .....	235	853	3 944	29	15	5	6	3	—	—	—	—	—	
45399	All other miscellaneous store retailers .....	117	373	1 783	21	14	3	3	1	—	—	—	—	—	
454	Nonstore retailers .....	300	1 618	7 143	32	15	7	5	5	—	—	—	—	—	
4543	Direct selling establishments .....	162	970	4 046	16	7	3	4	2	—	—	—	—	—	
45439	Other direct selling establishments .....	(C)	(D)	(D)	14	7	3	3	1	—	—	—	—	—	
<b>48-49</b>	<b>Transportation &amp; warehousing .....</b>	<b>2 823</b>	<b>20 608</b>	<b>82 686</b>	<b>129</b>	<b>53</b>	<b>14</b>	<b>21</b>	<b>27</b>	<b>10</b>	<b>3</b>	<b>1</b>	—	—	
484	Truck transportation .....	1 922	15 267	60 914	75	31	5	10	20	6	2	1	—	—	
4841	General freight trucking .....	1 036	8 269	34 118	47	17	4	5	16	3	2	—	—	—	
48411	General freight trucking, local .....	299	1 397	5 471	17	9	1	2	3	1	1	—	—	—	
484110	General freight trucking, local .....	299	1 397	5 471	17	9	1	2	3	1	1	—	—	—	
48412	General freight trucking, long-distance .....	737	6 872	28 647	30	8	3	3	13	2	1	—	—	—	
484121	General freight trucking, long-distance, TL ..	231	1 604	6 855	16	8	1	2	4	1	—	—	—	—	
484122	General freight trucking, long-distance, LTL .....	506	5 268	21 792	14	—	2	1	9	1	1	—	—	—	
4842	Specialized freight trucking .....	886	6 998	26 796	28	14	1	5	4	3	—	1	—	—	
48421	Used household & office goods moving .....	667	5 420	20 041	7	1	—	2	1	2	—	1	—	—	
484210	Used household & office goods moving .....	667	5 420	20 041	7	1	—	2	1	2	—	1	—	—	
48422	Specialized freight (exc used) trucking, local ..	198	1 450	6 095	14	7	1	2	3	1	—	—	—	—	
484220	Specialized freight (exc used) trucking, local ..	198	1 450	6 095	14	7	1	2	3	1	—	—	—	—	
488	Transportation support activities .....	329	1 934	8 258	21	10	5	3	1	1	1	—	—	—	
4889	Other transportation support activities .....	(C)	(D)	(D)	4	2	1	—	—	—	1	—	—	—	
48899	Other transportation support activities .....	(C)	(D)	(D)	4	2	1	—	—	—	1	—	—	—	
492	Couriers & messengers .....	(C)	(D)	(D)	8	1	3	1	2	1	—	—	—	—	
4921	Couriers .....	158	827	3 676	6	1	2	—	2	1	—	—	—	—	
49211	Couriers .....	158	827	3 676	6	1	2	—	2	1	—	—	—	—	
492110	Couriers .....	158	827	3 676	6	1	2	—	2	1	—	—	—	—	
493	Warehousing & storage .....	223	1 851	6 515	8	2	1	2	1	2	—	—	—	—	
4931	Warehousing & storage .....	223	1 851	6 515	8	2	1	2	1	2	—	—	—	—	
49311	General warehousing & storage .....	(C)	(D)	(D)	7	1	1	2	1	2	—	—	—	—	

See footnotes at end of table.



**Table 6. Counties—Employees, Payroll, and Establishments by Industry: 2000—Con.**

[Excludes most government employees, railroad employees, and self-employed persons. Size class 1 to 4 includes establishments with payroll, but no employees, during mid-March pay period. (D) denotes figures withheld to avoid disclosing data for individual companies; the data are included in broader industry totals. Detailed industries with 100 or more employees are shown if industry was not a (D). For explanation of terms, abbreviations, and data reliability/comparability, see introductory text]

NAICS code	Industry	Number of employees for week including March 12	Payroll (\$1,000)		Total number of establishments	Number of establishments by employment-size class								
			First quarter	Annual		1 to 4	5 to 9	10 to 19	20 to 49	50 to 99	100 to 249	250 to 499	500 to 999	1,000 or more
<b>VANDERBURGH—Con.</b>														
<b>51</b>	<b>Information</b>	<b>2 645</b>	<b>20 791</b>	<b>94 354</b>	<b>89</b>	<b>42</b>	<b>11</b>	<b>12</b>	<b>10</b>	<b>7</b>	<b>5</b>	<b>2</b>	—	—
511	Publishing industries	487	3 799	15 894	16	11	2	—	2	—	—	1	—	—
5111	Newspaper, periodical, book, database publishers	(E)	(D)	(D)	11	8	1	—	1	—	—	1	—	—
51111	Newspaper publishers	(E)	(D)	(D)	2	1	—	—	—	—	—	1	—	—
512	Motion picture & sound recording industries	295	854	3 401	11	4	1	2	2	1	1	—	—	—
5121	Motion picture & video industries	(E)	(D)	(D)	10	3	1	2	2	1	1	—	—	—
51213	Motion picture & video exhibition	(C)	(D)	(D)	4	—	—	1	1	1	1	—	—	—
513	Broadcasting & telecommunications	1 541	15 342	57 829	51	21	7	9	4	6	3	1	—	—
5131	Radio & television broadcasting	(E)	(D)	(D)	11	1	1	1	3	5	—	—	—	—
51311	Radio broadcasting	(C)	(D)	(D)	6	1	1	1	2	1	—	—	—	—
51312	Television broadcasting	325	2 517	9 692	5	—	—	—	1	4	—	—	—	—
513120	Television broadcasting	325	2 517	9 692	5	—	—	—	1	4	—	—	—	—
5133	Telecommunications	1 046	11 556	42 757	39	20	6	7	1	1	3	1	—	—
51331	Wired telecommunications carriers	314	4 373	16 229	17	10	2	2	1	1	1	—	—	—
513310	Wired telecommunications carriers	314	4 373	16 229	17	10	2	2	1	1	1	—	—	—
51332	Wireless telecom carriers (exc satellite)	(C)	(D)	(D)	14	6	4	3	—	—	1	—	—	—
51333	Telecommunications resellers	535	5 480	19 290	7	3	—	2	—	—	1	1	—	—
513330	Telecommunications resellers	535	5 480	19 290	7	3	—	2	—	—	1	1	—	—
514	Information & data processing services	322	796	17 230	11	6	1	1	2	—	1	—	—	—
5142	Data processing services	(E)	(D)	(D)	5	2	1	—	1	—	1	—	—	—
51421	Data processing services	(E)	(D)	(D)	5	2	1	—	1	—	1	—	—	—
<b>52</b>	<b>Finance &amp; insurance</b>	<b>5 336</b>	<b>57 649</b>	<b>171 401</b>	<b>340</b>	<b>204</b>	<b>68</b>	<b>35</b>	<b>19</b>	<b>8</b>	<b>4</b>	<b>1</b>	—	<b>1</b>
522	Credit intermediation & related activities	3 945	39 015	104 565	144	64	41	24	7	2	4	1	—	1
5221	Depository credit intermediation	3 462	35 808	93 735	72	14	29	18	5	1	3	1	—	1
52211	Commercial banking	2 970	32 303	81 690	40	5	15	14	2	—	2	1	—	—
522110	Commercial banking	2 970	32 303	81 690	40	5	15	14	2	—	2	1	—	—
52212	Savings institutions	280	2 046	6 240	16	3	9	1	2	—	1	—	—	—
522120	Savings institutions	280	2 046	6 240	16	3	9	1	2	—	1	—	—	—
52213	Credit unions	212	1 459	5 805	16	6	5	3	1	1	—	—	—	—
522130	Credit unions	212	1 459	5 805	16	6	5	3	1	1	—	—	—	—
5222	Nondepository credit intermediation	341	2 416	7 297	44	29	10	2	1	1	—	—	—	—
52229	Other nondepository credit intermediation	329	2 352	6 995	39	25	9	2	1	1	—	—	—	—
522292	Real estate credit	195	1 594	4 384	18	12	4	—	1	—	1	—	—	—
5223	Activities related to credit intermediation	142	791	3 533	28	21	2	4	1	—	—	—	—	—
523	Security, commodity contracts & like activity	(E)	(D)	(D)	45	31	6	1	5	2	—	—	—	—
5231	Scrtly & comdty contracts intermed & brokerage	(C)	(D)	(D)	25	18	1	1	4	1	—	—	—	—
52312	Securities brokerage	215	6 585	21 575	23	16	1	1	4	1	—	—	—	—
523120	Securities brokerage	215	6 585	21 575	23	16	1	1	4	1	—	—	—	—
5239	Other financial investment activities	180	2 433	7 349	20	13	5	—	1	1	—	—	—	—
52399	All other financial investment activities	(C)	(D)	(D)	5	3	1	—	—	1	—	—	—	—
524	Insurance carriers & related activities	980	9 480	37 397	150	109	20	10	7	4	—	—	—	—
5241	Insurance carriers	276	3 045	10 147	33	22	3	4	3	1	—	—	—	—
52411	Direct life, health, medical insurance carriers	199	2 263	7 425	14	7	1	3	2	1	—	—	—	—
5242	Agencies & other insurance related activities	704	6 435	27 250	117	87	17	6	4	3	—	—	—	—
52421	Insurance agencies & brokerages	516	4 365	18 644	100	76	15	4	3	2	—	—	—	—
524210	Insurance agencies & brokerages	516	4 365	18 644	100	76	15	4	3	2	—	—	—	—
52429	Other insurance related activities	188	2 070	8 606	17	11	2	2	1	1	—	—	—	—
524292	Insurance & pension funds, third party admin	146	1 776	7 492	8	5	1	—	1	1	—	—	—	—
<b>53</b>	<b>Real estate &amp; rental &amp; leasing</b>	<b>2 181</b>	<b>11 653</b>	<b>48 783</b>	<b>223</b>	<b>121</b>	<b>45</b>	<b>38</b>	<b>15</b>	<b>2</b>	<b>1</b>	<b>1</b>	—	—
531	Real estate	1 511	7 908	33 307	158	99	27	21	7	2	1	1	—	—
5311	Lessors of real estate	1 041	5 595	22 663	85	55	13	10	3	2	1	1	—	—
53111	Lessors of residential buildings & dwellings	384	1 622	6 626	48	28	9	8	1	2	—	—	—	—
531110	Lessors of residential buildings & dwellings	384	1 622	6 626	48	28	9	8	1	2	—	—	—	—
53112	Lessors of nonres bldg (exc miniwarehouses)	607	3 730	15 043	27	21	1	2	1	—	1	1	—	—
531120	Lessors of nonres bldg (exc miniwarehouses)	607	3 730	15 043	27	21	1	2	1	—	1	1	—	—
5312	Offices of real estate agents & brokers	133	684	3 089	30	23	3	3	1	—	—	—	—	—
53121	Offices of real estate agents & brokers	133	684	3 089	30	23	3	3	1	—	—	—	—	—
531210	Offices of real estate agents & brokers	133	684	3 089	30	23	3	3	1	—	—	—	—	—
5313	Activities related to real estate	337	1 629	7 555	43	21	11	8	3	—	—	—	—	—
53131	Real estate property managers	232	1 101	5 283	26	14	4	5	3	—	—	—	—	—
531311	Residential property managers	128	633	2 333	19	12	4	1	2	—	—	—	—	—
531312	Nonresidential property managers	104	468	2 950	7	2	—	4	1	—	—	—	—	—
532	Rental & leasing services	(F)	(D)	(D)	64	21	18	17	8	—	—	—	—	—
5321	Automotive equipment rental & leasing	201	1 205	4 866	15	6	2	4	3	—	—	—	—	—
53211	Passenger car rental & leasing	108	682	2 735	7	3	—	2	2	—	—	—	—	—
5322	Consumer goods rental	312	1 099	4 765	31	8	11	9	3	—	—	—	—	—
53223	Video tape & disc rental	197	428	1 768	14	2	2	7	3	—	—	—	—	—
532230	Video tape & disc rental	197	428	1 768	14	2	2	7	3	—	—	—	—	—
5324	Commercial, industrial equip rental & leasing	127	1 239	4 872	13	6	1	4	2	—	—	—	—	—

See footnotes at end of table.

**Table 6. Counties—Employees, Payroll, and Establishments by Industry: 2000—Con.**

[Excludes most government employees, railroad employees, and self-employed persons. Size class 1 to 4 includes establishments with payroll, but no employees, during mid-March pay period. (D) denotes figures withheld to avoid disclosing data for individual companies; the data are included in broader industry totals. Detailed industries with 100 or more employees are shown if industry was not a (D). For explanation of terms, abbreviations, and data reliability/comparability, see introductory text]

NAICS code	Industry	Number of employees for week including March 12	Payroll (\$1,000)		Total number of establishments	Number of establishments by employment-size class									
			First quarter	Annual		1 to 4	5 to 9	10 to 19	20 to 49	50 to 99	100 to 249	250 to 499	500 to 999	1,000 or more	
<b>VANDERBURGH—Con.</b>															
<b>54</b>	<b>Professional, scientific &amp; technical services</b>	<b>4 144</b>	<b>31 702</b>	<b>131 151</b>	<b>435</b>	<b>248</b>	<b>85</b>	<b>53</b>	<b>34</b>	<b>12</b>	<b>3</b>	—	—	—	
541	Professional, scientific & technical services	4 144	31 702	131 151	435	248	85	53	34	12	3	—	—	—	
5411	Legal services	655	4 569	20 659	109	73	16	12	7	1	—	—	—	—	
54111	Offices of lawyers	580	4 236	19 127	102	70	15	10	6	1	—	—	—	—	
541110	Offices of lawyers	580	4 236	19 127	102	70	15	10	6	1	—	—	—	—	
5412	Accounting, tax prep, bookkeep, payroll services	1 008	5 786	22 253	65	28	18	8	6	3	2	—	—	—	
54121	Accounting, tax prep, bookkeep, payroll services	1 008	5 786	22 253	65	28	18	8	6	3	2	—	—	—	
541211	Offices of certified public accountants	443	3 405	13 376	32	16	5	5	4	2	—	—	—	—	
541213	Tax preparation services	193	468	971	11	6	3	1	—	—	1	—	—	—	
541219	Other accounting services	324	1 483	6 147	19	5	10	1	1	1	1	—	—	—	
5413	Architectural, engineering & related services	778	7 256	32 758	74	38	17	9	7	3	—	—	—	—	
54133	Engineering services	546	5 408	24 158	48	27	9	6	3	3	—	—	—	—	
541330	Engineering services	546	5 408	24 158	48	27	9	6	3	3	—	—	—	—	
54138	Testing laboratories	107	634	2 935	6	1	1	2	2	—	—	—	—	—	
541380	Testing laboratories	107	634	2 935	6	1	1	2	2	—	—	—	—	—	
5414	Specialized design services	104	770	3 528	22	15	3	3	1	—	—	—	—	—	
5415	Computer systems design & related services	396	4 438	17 026	37	17	10	4	4	2	—	—	—	—	
54151	Computer systems design & related services	396	4 438	17 026	37	17	10	4	4	2	—	—	—	—	
541511	Custom computer programming services	209	2 544	9 611	15	8	4	—	1	2	—	—	—	—	
541512	Computer systems design services	129	1 400	5 474	16	6	6	2	2	—	—	—	—	—	
5416	Management, sci & tech consulting services	247	2 404	10 049	44	33	5	3	2	1	—	—	—	—	
54161	Management consulting services	140	1 228	5 760	30	23	3	2	2	—	—	—	—	—	
541613	Marketing consulting services	102	671	2 735	8	3	1	2	2	—	—	—	—	—	
54162	Environmental consulting services	103	1 149	4 152	10	6	2	1	—	1	—	—	—	—	
541620	Environmental consulting services	103	1 149	4 152	10	6	2	1	—	1	—	—	—	—	
5417	Scientific R&D services	157	1 507	4 152	5	2	—	—	2	1	—	—	—	—	
54171	R&D in physical, engineering & life sciences	157	1 507	4 152	5	2	—	—	2	1	—	—	—	—	
541710	R&D in physical, engineering & life sciences	157	1 507	4 152	5	2	—	—	2	1	—	—	—	—	
5418	Advertising & related services	249	1 793	7 703	35	18	8	5	4	—	—	—	—	—	
5419	Oth professional, scientific, technical services	550	3 179	13 023	44	24	8	9	1	1	1	—	—	—	
54191	Marketing research & public opinion polling	(E)	(D)	(D)	2	—	—	—	—	1	1	—	—	—	
54194	Veterinary services	149	585	2 571	15	4	2	9	—	—	—	—	—	—	
541940	Veterinary services	149	585	2 571	15	4	2	9	—	—	—	—	—	—	
<b>55</b>	<b>Management of companies &amp; enterprises</b>	<b>2 688</b>	<b>41 864</b>	<b>161 334</b>	<b>47</b>	<b>20</b>	<b>7</b>	<b>4</b>	<b>4</b>	<b>4</b>	<b>5</b>	<b>2</b>	<b>1</b>	—	
551	Management of companies & enterprises	2 688	41 864	161 334	47	20	7	4	4	4	5	2	1	—	
5511	Management of companies & enterprises	2 688	41 864	161 334	47	20	7	4	4	4	5	2	1	—	
55111	Management of companies & enterprises	2 688	41 864	161 334	47	20	7	4	4	4	5	2	1	—	
551114	Corp, subsidiary & regional managing offices	2 112	29 729	111 652	35	14	6	2	4	4	3	1	1	—	
<b>56</b>	<b>Admin, support, waste mgt, remediation services</b>	<b>6 994</b>	<b>28 548</b>	<b>133 210</b>	<b>272</b>	<b>125</b>	<b>45</b>	<b>40</b>	<b>30</b>	<b>15</b>	<b>11</b>	<b>5</b>	<b>1</b>	—	
561	Administrative & support services	6 368	23 921	109 923	251	115	42	37	28	14	10	4	1	—	
5611	Office administrative services	666	5 018	23 690	19	9	1	5	1	1	2	—	—	—	
56111	Office administrative services	666	5 018	23 690	19	9	1	5	1	1	2	—	—	—	
561110	Office administrative services	666	5 018	23 690	19	9	1	5	1	1	2	—	—	—	
5613	Employment services	2 405	8 025	36 686	28	9	1	3	3	4	6	1	1	—	
56132	Temporary help services	2 272	7 152	33 250	21	4	1	2	3	4	5	1	1	—	
561320	Temporary help services	2 272	7 152	33 250	21	4	1	2	3	4	5	1	1	—	
56133	Employee leasing services	(C)	(D)	(D)	2	1	—	—	—	—	1	—	—	—	
5614	Business support services	129	610	5 484	21	12	5	3	1	—	—	—	—	—	
5615	Travel arrangement & reservation services	(C)	(D)	(D)	18	7	6	3	2	—	—	—	—	—	
56151	Travel agencies	105	566	2 286	14	5	5	3	1	—	—	—	—	—	
561510	Travel agencies	105	566	2 286	14	5	5	3	1	—	—	—	—	—	
5616	Investigation & security services	980	3 380	14 689	24	10	1	3	7	1	—	2	—	—	
56161	Investigation, guard & armored car services	447	1 312	5 905	10	6	—	1	2	—	—	1	—	—	
56162	Security systems services	533	2 068	8 784	14	4	1	2	5	1	—	1	—	—	
5617	Services to buildings & dwellings	1 192	3 898	17 522	123	64	23	17	13	6	—	—	—	—	
56171	Exterminating & pest control services	137	855	3 724	9	1	3	2	3	—	—	—	—	—	
561710	Exterminating & pest control services	137	855	3 724	9	1	3	2	3	—	—	—	—	—	
56172	Janitorial services	618	1 422	5 861	56	26	12	9	6	3	—	—	—	—	
561720	Janitorial services	618	1 422	5 861	56	26	12	9	6	3	—	—	—	—	
56173	Landscaping services	261	997	5 185	44	33	3	4	2	2	—	—	—	—	
561730	Landscaping services	261	997	5 185	44	33	3	4	2	2	—	—	—	—	
56174	Carpet & upholstery cleaning services	(C)	(D)	(D)	13	4	5	1	2	1	—	—	—	—	
5619	Other support services	767	1 717	6 548	17	4	5	3	1	1	2	1	—	—	
56191	Packaging & labeling services	(C)	(D)	(D)	3	1	—	1	—	—	1	—	—	—	
56199	All other support services	642	1 378	5 573	13	2	5	2	1	1	1	1	—	—	
561990	All other support services	642	1 378	5 573	13	2	5	2	1	1	1	1	—	—	
562	Waste management & remediation services	626	4 627	23 287	21	10	3	3	2	1	1	1	—	—	
5622	Waste treatment & disposal	(C)	(D)	(D)	4	2	—	1	—	—	1	—	—	—	
56221	Waste treatment & disposal	(C)	(D)	(D)	4	2	—	1	—	—	1	—	—	—	
5629	Remediation & oth waste management services	412	2 660	13 015	10	4	1	2	2	—	—	1	—	—	
56299	All other waste management services	(E)	(D)	(D)	9	4	1	2	1	—	—	1	—	—	

See footnotes at end of table.

**Table 6. Counties—Employees, Payroll, and Establishments by Industry: 2000—Con.**

[Excludes most government employees, railroad employees, and self-employed persons. Size class 1 to 4 includes establishments with payroll, but no employees, during mid-March pay period. (D) denotes figures withheld to avoid disclosing data for individual companies; the data are included in broader industry totals. Detailed industries with 100 or more employees are shown if industry was not a (D). For explanation of terms, abbreviations, and data reliability/comparability, see introductory text]

NAICS code	Industry	Number of employees for week including March 12	Payroll (\$1,000)		Total number of establishments	Number of establishments by employment-size class								
			First quarter	Annual		1 to 4	5 to 9	10 to 19	20 to 49	50 to 99	100 to 249	250 to 499	500 to 999	1,000 or more
<b>VANDERBURGH—Con.</b>														
<b>61</b>	<b>Educational services</b>	<b>2 548</b>	<b>8 707</b>	<b>34 125</b>	<b>42</b>	<b>14</b>	<b>6</b>	<b>4</b>	<b>6</b>	<b>10</b>	<b>1</b>			<b>1</b>
611	Educational services	2 548	8 707	34 125	42	14	6	4	6	10	1			1
6111	Elementary & secondary schools	882	3 023	10 841	13	1		1	2	8	1			
61111	Elementary & secondary schools	882	3 023	10 841	13	1		1	2	8	1			
611110	Elementary & secondary schools	882	3 023	10 841	13	1		1	2	8	1			
6113	Colleges, universities & professional schools	(G)	(D)	(D)	1									1
61131	Colleges, universities & professional schools	(G)	(D)	(D)	1									1
6116	Other schools & instruction	(C)	(D)	(D)	16	10	2	2	1	1				
61162	Sports & recreation instruction	117	144	543	7	3	1	1	1	1				
611620	Sports & recreation instruction	117	144	543	7	3	1	1	1	1				
<b>62</b>	<b>Health care and social assistance</b>	<b>16 475</b>	<b>108 681</b>	<b>489 070</b>	<b>477</b>	<b>171</b>	<b>116</b>	<b>84</b>	<b>53</b>	<b>25</b>	<b>22</b>	<b>3</b>	<b>1</b>	<b>2</b>
621	Ambulatory health care services	5 571	44 181	213 244	338	127	96	61	33	13	5	3		
6211	Offices of physicians	2 784	29 389	149 533	150	60	32	32	16	6	2	2		
62111	Offices of physicians	2 784	29 389	149 533	150	60	32	32	16	6	2	2		
621111	Offices of physicians (exc mental health)	2 691	28 236	145 828	139	52	30	32	16	5	2	2		
6212	Offices of dentists	497	3 449	14 190	78	25	39	14						
62121	Offices of dentists	497	3 449	14 190	78	25	39	14						
621210	Offices of dentists	497	3 449	14 190	78	25	39	14						
6213	Offices of other health practitioners	342	1 982	9 655	51	28	12	7	4					
62132	Offices of optometrists	131	749	3 467	17	8	5	3	1					
621320	Offices of optometrists	131	749	3 467	17	8	5	3	1					
6214	Outpatient care centers	728	4 323	17 734	25	4	6	8	4	2		1		
62142	Outpatient mental health, substance abuse ctrs	(C)	(D)	(D)	7		2	4	1					
62149	Other outpatient care centers	(F)	(D)	(D)	16	3	3	4	3	2		1		
621493	Freestanding ambulatory surgery, emergency ctr	133	813	3 381	5		1	2	1	1				
621498	All other outpatient care centers	366	1 956	8 106	8	2	2	1	2			1		
6215	Medical & diagnostic laboratories	120	789	4 896	9	4	2		3					
62151	Medical & diagnostic laboratories	120	789	4 896	9	4	2		3					
6216	Home health care services	850	3 025	12 212	16	4	2		5	2	3			
62161	Home health care services	850	3 025	12 212	16	4	2		5	2	3			
621610	Home health care services	850	3 025	12 212	16	4	2		5	2	3			
6219	Other ambulatory health care services	250	1 224	5 024	9	2	3		1	3				
62191	Ambulance services	157	671	2 698	3		1			2				
621910	Ambulance services	157	671	2 698	3		1			2				
622	Hospitals	7 020	46 750	204 083	8	1				1	3		1	2
6221	General medical & surgical hospitals	6 164	42 042	184 537	4	1					1			2
62211	General medical & surgical hospitals	6 164	42 042	184 537	4	1					1			2
622110	General medical & surgical hospitals	6 164	42 042	184 537	4	1					1			2
6222	Psychiatric & substance abuse hospitals	(F)	(D)	(D)	3					1	1		1	
62221	Psychiatric & substance abuse hospitals	(F)	(D)	(D)	3					1	1		1	
6223	Other specialty hospitals	(C)	(D)	(D)	1						1			
62231	Other specialty hospitals	(C)	(D)	(D)	1						1			
623	Nursing & residential care facilities	2 185	11 087	44 981	41	3	11	4	7	7	9			
6231	Nursing care facilities	1 405	7 518	29 784	13				1	6	6			
62311	Nursing care facilities	1 405	7 518	29 784	13				1	6	6			
623110	Nursing care facilities	1 405	7 518	29 784	13				1	6	6			
6232	Residential mental retardation, health facil	340	1 404	5 042	17	2	10	1	2	1	1			
62321	Residential mental retardation facilities	263	873	3 988	13	1	10			1	1			
623210	Residential mental retardation facilities	263	873	3 988	13	1	10			1	1			
6233	Community care facilities for the elderly	345	1 680	7 272	6	1			3					
62331	Community care facilities for the elderly	345	1 680	7 272	6	1			3					
623311	Continuing care retirement communities	299	1 477	6 284	3				1		2			
624	Social assistance	1 699	6 663	26 762	90	40	9	19	13	4	5			
6241	Individual & family services	568	2 388	8 833	21	7		7	4		3			
62411	Child & youth services	205	762	3 205	7	2		2	2		1			
624110	Child & youth services	205	762	3 205	7	2		2	2		1			
62412	Services for elderly & disabled persons	152	606	2 086	4	1		1	1		1			
624120	Services for elderly & disabled persons	152	606	2 086	4	1		1	1		1			
62419	Other individual & family services	211	1 020	3 542	10	4		4	1		1			
624190	Other individual & family services	211	1 020	3 542	10	4		4	1		1			
6242	Community, emergency & other relief services	133	491	2 096	15	7	2	4	2					
6243	Vocational rehabilitation services	519	2 218	9 310	14	4	2	3	2	1	2			
62431	Vocational rehabilitation services	519	2 218	9 310	14	4	2	3	2	1	2			
624310	Vocational rehabilitation services	519	2 218	9 310	14	4	2	3	2	1	2			
6244	Child day care services	479	1 566	6 523	40	22	5	5	5	3				
62441	Child day care services	479	1 566	6 523	40	22	5	5	5	3				
624410	Child day care services	479	1 566	6 523	40	22	5	5	5	3				
<b>71</b>	<b>Arts, entertainment &amp; recreation</b>	<b>1 905</b>	<b>9 652</b>	<b>35 756</b>	<b>76</b>	<b>31</b>	<b>15</b>	<b>18</b>	<b>10</b>		<b>1</b>			<b>1</b>
713	Amusement, gambling & recreation industries	1 769	8 879	32 757	56	21	10	14	9		1			1
7132	Gambling industries	(G)	(D)	(D)	2			1						1
71321	Casinos (except hotel casinos)	(G)	(D)	(D)	1									1
7139	Other amusement & recreation industries	(F)	(D)	(D)	49	19	8	12	9		1			
71391	Golf courses & country clubs	159	705	3 829	10	1	4	1	4					
713910	Golf courses & country clubs	159	705	3 829	10	1	4	1	4					
71394	Fitness & recreational sports centers	232	549	2 106	18	10	2	4	1		1			
713940	Fitness & recreational sports centers	232	549	2 106	18	10	2	4	1		1			
71395	Bowling centers	133	316	1 182	6				3					
713950	Bowling centers	133	316	1 182	6				3					
71399	All other amusement & recreation industries	(C)	(D)	(D)	14	8	1	4	1					

See footnotes at end of table.

**Table 6. Counties—Employees, Payroll, and Establishments by Industry: 2000—Con.**

[Excludes most government employees, railroad employees, and self-employed persons. Size class 1 to 4 includes establishments with payroll, but no employees, during mid-March pay period. (D) denotes figures withheld to avoid disclosing data for individual companies; the data are included in broader industry totals. Detailed industries with 100 or more employees are shown if industry was not a (D). For explanation of terms, abbreviations, and data reliability/comparability, see introductory text]

NAICS code	Industry	Number of employees for week including March 12	Payroll (\$1,000)		Total number of establishments	Number of establishments by employment-size class								
			First quarter	Annual		1 to 4	5 to 9	10 to 19	20 to 49	50 to 99	100 to 249	250 to 499	500 to 999	1,000 or more
<b>VANDERBURGH—Con.</b>														
<b>72</b>	<b>Accommodation &amp; food services</b>	<b>9 304</b>	<b>22 651</b>	<b>96 192</b>	<b>415</b>	<b>103</b>	<b>59</b>	<b>88</b>	<b>116</b>	<b>38</b>	<b>11</b>			
721	Accommodation	977	2 660	11 498	36	6	3	12	10	3	2			
7211	Traveler accommodation	(F)	(D)	(D)	34	5	3	12	10	3	1			
72111	Hotels (exc casino hotels) & motels	(F)	(D)	(D)	34	5	3	12	10	3	1			
7212	RV parks & recreational camps	(C)	(D)	(D)	2	1					1			
72121	RV parks & recreational camps	(C)	(D)	(D)	2	1					1			
722	Food services & drinking places	8 327	19 991	84 694	379	97	56	76	106	35	9			
7221	Full-service restaurants	3 906	10 037	42 232	140	37	25	17	33	21	7			
72211	Full-service restaurants	3 906	10 037	42 232	140	37	25	17	33	21	7			
722110	Full-service restaurants	3 906	10 037	42 232	140	37	25	17	33	21	7			
7222	Limited-service eating places	3 880	8 632	36 929	183	33	15	53	69	11	2			
72221	Limited-service eating places	3 880	8 632	36 929	183	33	15	53	69	11	2			
722211	Limited-service restaurants	3 566	7 934	33 362	156	25	10	45	64	10	2			
722213	Snack & nonalcoholic beverage bars	314	698	3 567	27	8	5	8	5	1				
7223	Special food services	278	662	2 900	17	4	5	4	2	2				
72231	Food service contractors	248	604	2 630	13	3	3	3	2	2				
722310	Food service contractors	248	604	2 630	13	3	3	3	2	2				
7224	Drinking places (alcoholic beverages)	263	660	2 633	39	23	11	2	2	1				
72241	Drinking places (alcoholic beverages)	263	660	2 633	39	23	11	2	2	1				
722410	Drinking places (alcoholic beverages)	263	660	2 633	39	23	11	2	2	1				
<b>81</b>	<b>Other services (except public administration)</b>	<b>5 208</b>	<b>23 689</b>	<b>96 742</b>	<b>596</b>	<b>305</b>	<b>145</b>	<b>84</b>	<b>47</b>	<b>12</b>	<b>3</b>			
811	Repair & maintenance	1 332	8 694	34 989	195	102	49	28	16					
8111	Automotive repair & maintenance	851	5 115	21 084	133	71	33	21	8					
81111	Automotive mechanical & electrical R&M	320	1 961	7 893	71	41	21	9						
811111	General automotive repair	210	1 215	4 939	48	29	12	7						
81112	Automotive body, paint, interior & glass repair	395	2 725	11 363	42	18	10	7	7					
811121	Automotive body, paint & interior R&M	347	2 348	9 720	36	14	10	6	6					
811122	Other automotive R&M	136	429	1 828	20	12	2	5	1					
8112	Electronic & precision equipment R&M	165	1 132	4 570	20	8	6	3	3					
81121	Electronic & precision equipment R&M	165	1 132	4 570	20	8	6	3	3					
8113	Commercial equipment (exc auto & elec) R&M	244	1 924	8 072	24	12	4	3	5					
81131	Commercial equipment (exc auto & elec) R&M	244	1 924	8 072	24	12	4	3	5					
811310	Commercial equipment (exc auto & elec) R&M	244	1 924	8 072	24	12	4	3	5					
812	Personal & laundry services	1 512	6 823	27 681	128	58	36	15	13	3	3			
8121	Personal care services	352	1 099	4 644	66	38	18	6	4					
81211	Hair, nail & skin care services	292	1 014	4 257	59	34	18	4	3					
812112	Beauty salons	265	910	3 776	50	27	17	3	3					
8122	Death care services	299	1 562	6 465	21	5	7	3	5	1				
81221	Funeral homes	185	1 114	4 679	14	2	6	2	4					
812210	Funeral homes	185	1 114	4 679	14	2	6	2	4					
81222	Cemeteries & crematories	114	448	1 786	7	3	1	1	1	1				
812220	Cemeteries & crematories	114	448	1 786	7	3	1	1	1	1				
8123	Drycleaning & laundry services	602	2 537	10 834	23	6	4	6	3	2	2			
81232	Drycleaning & laundry services (exc coin-op)	311	958	3 923	11	1	2	3	3	2				
812320	Drycleaning & laundry services (exc coin-op)	311	958	3 923	11	1	2	3	3	2				
81233	Linen & uniform supply	241	1 472	6 506	4	1	1			2				
812332	Industrial launderers	241	1 472	6 506	4	1	1			2				
8129	Other personal services	259	1 625	5 738	18	9	7		1		1			
81292	Photofinishing	(C)	(D)	(D)	9	3	5			1				
813	Religious, grantmaking, civic, prof & like organizations	2 364	8 172	34 072	273	145	60	41	18	9				
8131	Religious organizations	1 714	5 490	22 938	158	72	36	30	11	9				
81311	Religious organizations	1 714	5 490	22 938	158	72	36	30	11	9				
813110	Religious organizations	1 714	5 490	22 938	158	72	36	30	11	9				
8134	Civic & social organizations	224	810	3 369	31	16	8	4	3					
81341	Civic & social organizations	224	810	3 369	31	16	8	4	3					
813410	Civic & social organizations	224	810	3 369	31	16	8	4	3					
8139	Business, labor, political, like organizations	324	1 297	5 348	67	48	12	4	3					
81393	Labor unions & similar labor organizations	231	752	3 158	35	22	7	3	3					
813930	Labor unions & similar labor organizations	231	752	3 158	35	22	7	3	3					
<b>95</b>	<b>Auxiliaries (exc corporate, subsidiary &amp; regional mgt)</b>	<b>(G)</b>	<b>(D)</b>	<b>(D)</b>	<b>8</b>	<b>2</b>	<b>2</b>	<b>2</b>	<b>1</b>					<b>1</b>
<b>99</b>	<b>Unclassified establishments</b>	<b>87</b>	<b>227</b>	<b>1 001</b>	<b>27</b>	<b>22</b>	<b>2</b>	<b>2</b>	<b>1</b>					
<b>VERMILLION</b>														
	<b>Total</b>	<b>4 871</b>	<b>40 118</b>	<b>161 646</b>	<b>288</b>	<b>169</b>	<b>54</b>	<b>29</b>	<b>23</b>	<b>3</b>	<b>8</b>		<b>1</b>	<b>1</b>
<b>11</b>	<b>Forestry, fishing, hunting, and agriculture support</b>	<b>(A)</b>	<b>(D)</b>	<b>(D)</b>	<b>1</b>	<b>1</b>								
<b>21</b>	<b>Mining</b>	<b>(A)</b>	<b>(D)</b>	<b>(D)</b>	<b>2</b>	<b>1</b>		<b>1</b>						
<b>22</b>	<b>Utilities</b>	<b>(C)</b>	<b>(D)</b>	<b>(D)</b>	<b>8</b>	<b>4</b>	<b>1</b>	<b>2</b>			<b>1</b>			
221	Utilities	(C)	(D)	(D)	8	4	1	2			1			
2211	Elec pwr generation, transmsn & distribution	(C)	(D)	(D)	4	1		2			1			
22111	Electric power generation	(C)	(D)	(D)	1						1			

See footnotes at end of table.

**Table 6. Counties—Employees, Payroll, and Establishments by Industry: 2000—Con.**

[Excludes most government employees, railroad employees, and self-employed persons. Size class 1 to 4 includes establishments with payroll, but no employees, during mid-March pay period. (D) denotes figures withheld to avoid disclosing data for individual companies; the data are included in broader industry totals. Detailed industries with 100 or more employees are shown if industry was not a (D). For explanation of terms, abbreviations, and data reliability/comparability, see introductory text]

NAICS code	Industry	Number of employees for week including March 12	Payroll (\$1,000)		Total number of establishments	Number of establishments by employment-size class								
			First quarter	Annual		1 to 4	5 to 9	10 to 19	20 to 49	50 to 99	100 to 249	250 to 499	500 to 999	1,000 or more
<b>VERMILLION—Con.</b>														
<b>23</b>	<b>Construction</b> .....	<b>343</b>	<b>2 638</b>	<b>12 712</b>	<b>36</b>	<b>26</b>	<b>5</b>	<b>2</b>	<b>2</b>	—	<b>1</b>	—	—	—
234	Heavy construction .....	(C)	(D)	(D)	2	1	—	—	—	—	1	—	—	—
2349	Other heavy construction .....	(C)	(D)	(D)	2	1	—	—	—	—	1	—	—	—
23499	All other heavy construction .....	(C)	(D)	(D)	2	1	—	—	—	—	1	—	—	—
235	Special trade contractors .....	(C)	(D)	(D)	20	14	2	2	2	—	—	—	—	—
<b>31-33</b>	<b>Manufacturing</b> .....	<b>1 562</b>	<b>23 560</b>	<b>90 997</b>	<b>15</b>	<b>7</b>	<b>2</b>	<b>1</b>	<b>2</b>	—	<b>2</b>	—	—	<b>1</b>
322	Paper mfg .....	(C)	(D)	(D)	2	1	—	—	—	—	1	—	—	—
3221	Pulp, paper & paperboard mills .....	(C)	(D)	(D)	1	—	—	—	—	—	1	—	—	—
32213	Paperboard mills .....	(C)	(D)	(D)	1	—	—	—	—	—	1	—	—	—
325	Chemical mfg .....	(G)	(D)	(D)	1	—	—	—	—	—	—	—	—	1
3254	Pharmaceutical & medicine mfg .....	(G)	(D)	(D)	1	—	—	—	—	—	—	—	—	1
32541	Pharmaceutical & medicine mfg .....	(G)	(D)	(D)	1	—	—	—	—	—	—	—	—	1
332	Fabricated metal product mfg .....	(C)	(D)	(D)	4	1	1	1	—	—	1	—	—	—
3329	Other fabricated metal product mfg .....	(C)	(D)	(D)	2	1	—	—	—	—	1	—	—	—
33299	All other fabricated metal product mfg .....	(C)	(D)	(D)	2	1	—	—	—	—	1	—	—	—
<b>42</b>	<b>Wholesale trade</b> .....	<b>80</b>	<b>444</b>	<b>2 100</b>	<b>16</b>	<b>9</b>	<b>6</b>	—	<b>1</b>	—	—	—	—	—
<b>44-45</b>	<b>Retail trade</b> .....	<b>677</b>	<b>2 697</b>	<b>10 891</b>	<b>48</b>	<b>16</b>	<b>16</b>	<b>8</b>	<b>5</b>	<b>2</b>	<b>1</b>	—	—	—
441	Motor vehicle & parts dealers .....	190	1 179	4 632	12	3	2	2	5	—	—	—	—	—
4411	Automobile dealers .....	159	1 029	3 938	7	1	1	—	5	—	—	—	—	—
44111	New car dealers .....	159	1 029	3 938	7	1	1	—	5	—	—	—	—	—
441110	New car dealers .....	159	1 029	3 938	7	1	1	—	5	—	—	—	—	—
445	Food & beverage stores .....	(C)	(D)	(D)	7	1	3	1	—	—	2	—	—	—
4451	Grocery stores .....	154	402	1 586	5	—	2	1	—	—	2	—	—	—
44511	Grocery (except convenience) stores .....	154	402	1 586	5	—	2	1	—	—	2	—	—	—
445110	Grocery (except convenience) stores .....	154	402	1 586	5	—	2	1	—	—	2	—	—	—
452	General merchandise stores .....	(C)	(D)	(D)	3	—	2	—	—	—	1	—	—	—
4521	Department stores .....	(C)	(D)	(D)	1	—	—	—	—	—	1	—	—	—
45211	Department stores .....	(C)	(D)	(D)	1	—	—	—	—	—	1	—	—	—
<b>48-49</b>	<b>Transportation &amp; warehousing</b> .....	<b>138</b>	<b>863</b>	<b>3 798</b>	<b>16</b>	<b>8</b>	<b>5</b>	<b>1</b>	<b>2</b>	—	—	—	—	—
<b>51</b>	<b>Information</b> .....	<b>35</b>	<b>197</b>	<b>919</b>	<b>3</b>	<b>2</b>	—	—	<b>1</b>	—	—	—	—	—
<b>52</b>	<b>Finance &amp; insurance</b> .....	<b>87</b>	<b>500</b>	<b>1 808</b>	<b>14</b>	<b>8</b>	<b>4</b>	<b>1</b>	<b>1</b>	—	—	—	—	—
<b>53</b>	<b>Real estate &amp; rental &amp; leasing</b> .....	<b>23</b>	<b>45</b>	<b>245</b>	<b>6</b>	<b>5</b>	—	<b>1</b>	—	—	—	—	—	—
<b>54</b>	<b>Professional, scientific &amp; technical services</b> .....	<b>19</b>	<b>63</b>	<b>257</b>	<b>8</b>	<b>7</b>	<b>1</b>	—	—	—	—	—	—	—
<b>55</b>	<b>Management of companies &amp; enterprises</b> .....	<b>(A)</b>	<b>(D)</b>	<b>(D)</b>	<b>1</b>	<b>1</b>	—	—	—	—	—	—	—	—
<b>56</b>	<b>Admin, support, waste mgt, remediation services</b> .....	<b>(F)</b>	<b>(D)</b>	<b>(D)</b>	<b>10</b>	<b>6</b>	<b>2</b>	<b>1</b>	—	—	—	—	—	<b>1</b>
561	Administrative & support services .....	(F)	(D)	(D)	8	4	2	1	—	—	—	—	—	1
5615	Travel arrangement & reservation services .....	(F)	(D)	(D)	1	—	—	—	—	—	—	—	—	1
56151	Travel agencies .....	(F)	(D)	(D)	1	—	—	—	—	—	—	—	—	1
<b>61</b>	<b>Educational services</b> .....	<b>5</b>	<b>6</b>	<b>50</b>	<b>3</b>	<b>3</b>	—	—	—	—	—	—	—	—
<b>62</b>	<b>Health care and social assistance</b> .....	<b>537</b>	<b>2 746</b>	<b>11 210</b>	<b>23</b>	<b>12</b>	<b>2</b>	<b>5</b>	<b>1</b>	<b>1</b>	<b>2</b>	—	—	—
622	Hospitals .....	(C)	(D)	(D)	1	—	—	—	—	—	1	—	—	—
6221	General medical & surgical hospitals .....	(C)	(D)	(D)	1	—	—	—	—	—	1	—	—	—
62211	General medical & surgical hospitals .....	(C)	(D)	(D)	1	—	—	—	—	—	1	—	—	—
623	Nursing & residential care facilities .....	(E)	(D)	(D)	4	—	—	1	1	1	1	—	—	—
6231	Nursing care facilities .....	240	937	3 940	3	—	—	—	1	1	1	—	—	—
62311	Nursing care facilities .....	240	937	3 940	3	—	—	—	1	1	1	—	—	—
623110	Nursing care facilities .....	240	937	3 940	3	—	—	—	1	1	1	—	—	—
<b>71</b>	<b>Arts, entertainment &amp; recreation</b> .....	<b>(B)</b>	<b>(D)</b>	<b>(D)</b>	<b>4</b>	<b>2</b>	—	<b>1</b>	<b>1</b>	—	—	—	—	—
<b>72</b>	<b>Accommodation &amp; food services</b> .....	<b>498</b>	<b>1 008</b>	<b>4 608</b>	<b>37</b>	<b>18</b>	<b>6</b>	<b>5</b>	<b>7</b>	—	<b>1</b>	—	—	—
722	Food services & drinking places .....	(E)	(D)	(D)	35	16	6	5	7	—	1	—	—	—
7221	Full-service restaurants .....	250	533	2 356	14	4	5	3	1	—	1	—	—	—
72211	Full-service restaurants .....	250	533	2 356	14	4	5	3	1	—	1	—	—	—
722110	Full-service restaurants .....	250	533	2 356	14	4	5	3	1	—	1	—	—	—
7222	Limited-service eating places .....	198	330	1 591	11	4	—	2	5	—	—	—	—	—
72221	Limited-service eating places .....	198	330	1 591	11	4	—	2	5	—	—	—	—	—
722211	Limited-service restaurants .....	198	330	1 591	11	4	—	2	5	—	—	—	—	—
<b>81</b>	<b>Other services (except public administration)</b> .....	<b>89</b>	<b>233</b>	<b>933</b>	<b>36</b>	<b>32</b>	<b>4</b>	—	—	—	—	—	—	—
<b>99</b>	<b>Unclassified establishments</b> .....	<b>(A)</b>	<b>(D)</b>	<b>(D)</b>	<b>1</b>	<b>1</b>	—	—	—	—	—	—	—	—

See footnotes at end of table.

**Table 6. Counties—Employees, Payroll, and Establishments by Industry: 2000—Con.**

[Excludes most government employees, railroad employees, and self-employed persons. Size class 1 to 4 includes establishments with payroll, but no employees, during mid-March pay period. (D) denotes figures withheld to avoid disclosing data for individual companies; the data are included in broader industry totals. Detailed industries with 100 or more employees are shown if industry was not a (D). For explanation of terms, abbreviations, and data reliability/comparability, see introductory text]

NAICS code	Industry	Number of employees for week including March 12	Payroll (\$1,000)		Total number of establishments	Number of establishments by employment-size class								
			First quarter	Annual		1 to 4	5 to 9	10 to 19	20 to 49	50 to 99	100 to 249	250 to 499	500 to 999	1,000 or more
<b>VIGO</b>														
	<b>Total</b> .....	<b>47 942</b>	<b>285 850</b>	<b>1 160 210</b>	<b>2 642</b>	<b>1 217</b>	<b>575</b>	<b>401</b>	<b>282</b>	<b>89</b>	<b>61</b>	<b>10</b>	<b>5</b>	<b>2</b>
<b>11</b>	<b>Forestry, fishing, hunting, and agriculture support</b> .....	<b>12</b>	<b>45</b>	<b>157</b>	<b>7</b>	<b>7</b>	—	—	—	—	—	—	—	—
<b>21</b>	<b>Mining</b> .....	<b>265</b>	<b>3 704</b>	<b>14 292</b>	<b>12</b>	<b>4</b>	<b>4</b>	<b>2</b>	<b>1</b>	—	<b>1</b>	—	—	—
212	Mining (except oil & gas) .....	240	3 556	13 641	6	1	1	2	1	—	1	—	—	—
2121	Coal mining .....	(C)	(D)	(D)	4	1	1	1	—	—	1	—	—	—
21211	Coal mining .....	(C)	(D)	(D)	4	1	1	1	—	—	1	—	—	—
<b>22</b>	<b>Utilities</b> .....	<b>466</b>	<b>8 175</b>	<b>29 274</b>	<b>15</b>	<b>3</b>	<b>1</b>	<b>3</b>	<b>6</b>	<b>1</b>	<b>1</b>	—	—	—
221	Utilities .....	466	8 175	29 274	15	3	1	3	6	1	1	—	—	—
2211	Elec pwr generation, transmsn & distribution ...	(E)	(D)	(D)	10	2	—	3	4	—	1	—	—	—
22111	Electric power generation .....	(C)	(D)	(D)	1	—	—	—	—	—	1	—	—	—
22112	Electric pwr transmsn, control & distribution ..	(C)	(D)	(D)	9	2	—	3	4	—	—	—	—	—
2212	Natural gas distribution .....	(C)	(D)	(D)	3	—	1	—	1	1	—	—	—	—
22121	Natural gas distribution .....	(C)	(D)	(D)	3	—	1	—	1	1	—	—	—	—
<b>23</b>	<b>Construction</b> .....	<b>2 762</b>	<b>21 051</b>	<b>93 840</b>	<b>234</b>	<b>120</b>	<b>44</b>	<b>38</b>	<b>22</b>	<b>8</b>	<b>1</b>	<b>1</b>	—	—
233	Building, developing & general contracting .....	654	4 474	18 989	75	40	14	15	4	2	—	—	—	—
2332	Residential building construction .....	(E)	(D)	(D)	51	29	11	10	1	—	—	—	—	—
23321	Single-family housing construction .....	(E)	(D)	(D)	49	29	11	9	—	—	—	—	—	—
2333	Nonresidential building construction .....	325	2 957	12 435	22	9	3	5	3	2	—	—	—	—
23332	Commercial & institutional bldg construction ..	276	2 611	10 869	18	8	2	4	2	2	—	—	—	—
233320	Commercial & institutional bldg construction ..	276	2 611	10 869	18	8	2	4	2	2	—	—	—	—
234	Heavy construction .....	100	829	5 118	11	4	5	—	2	—	—	—	—	—
235	Special trade contractors .....	2 008	15 748	69 733	148	76	25	23	16	6	1	1	—	—
2351	Plumbing, heating & AC contractor .....	826	8 026	36 161	37	18	9	3	3	2	1	1	—	—
23511	Plumbing, heating & AC contractor .....	826	8 026	36 161	37	18	9	3	3	2	1	1	—	—
235110	Plumbing, heating & AC contractor .....	826	8 026	36 161	37	18	9	3	3	2	1	1	—	—
2353	Electrical contractors .....	278	2 713	11 235	15	6	1	3	4	1	—	—	—	—
23531	Electrical contractors .....	278	2 713	11 235	15	6	1	3	4	1	—	—	—	—
235310	Electrical contractors .....	278	2 713	11 235	15	6	1	3	4	1	—	—	—	—
2354	Masonry, drywall, insulation, tile contractors ...	203	1 225	4 663	16	8	1	4	2	1	—	—	—	—
23542	Drywall, acoustical & insulation contractors ...	141	753	2 881	9	4	1	2	1	1	—	—	—	—
235420	Drywall, acoustical & insulation contractors ...	141	753	2 881	9	4	1	2	1	1	—	—	—	—
2356	Roofing, siding, & sheet metal contractors .....	167	727	3 946	15	8	2	2	3	—	—	—	—	—
23561	Roofing, siding, & sheet metal contractors ...	167	727	3 946	15	8	2	2	3	—	—	—	—	—
235610	Roofing, siding, & sheet metal contractors ...	167	727	3 946	15	8	2	2	3	—	—	—	—	—
2359	Other special trade contractors .....	346	2 208	9 413	27	11	5	7	2	2	—	—	—	—
23593	Excavation contractors .....	136	999	4 659	13	6	3	2	2	—	—	—	—	—
235930	Excavation contractors .....	136	999	4 659	13	6	3	2	2	—	—	—	—	—
<b>31-33</b>	<b>Manufacturing</b> .....	<b>8 012</b>	<b>72 963</b>	<b>284 427</b>	<b>134</b>	<b>35</b>	<b>20</b>	<b>23</b>	<b>21</b>	<b>13</b>	<b>16</b>	<b>3</b>	<b>3</b>	—
311	Food mfg .....	329	2 121	8 896	10	3	3	1	1	—	2	—	—	—
3119	Other food mfg .....	(E)	(D)	(D)	3	1	—	—	—	—	2	—	—	—
31191	Snack food mfg .....	(C)	(D)	(D)	2	1	—	—	—	—	1	—	—	—
31199	All other food mfg .....	(C)	(D)	(D)	1	—	—	—	—	—	1	—	—	—
321	Wood product mfg .....	118	760	3 029	3	—	—	—	2	1	—	—	—	—
322	Paper mfg .....	602	5 223	19 354	7	1	—	1	1	1	3	—	—	—
3221	Pulp, paper & paperboard mills .....	(C)	(D)	(D)	1	—	—	—	—	—	1	—	—	—
32213	Paperboard mills .....	(C)	(D)	(D)	1	—	—	—	—	—	1	—	—	—
3222	Converted paper product mfg .....	(E)	(D)	(D)	6	1	—	1	1	1	2	—	—	—
32221	Paperboard container mfg .....	(E)	(D)	(D)	3	—	—	1	—	—	2	—	—	—
323	Printing & related support activities .....	558	4 309	15 269	19	6	4	2	4	2	1	—	—	—
3231	Printing & related support activities .....	558	4 309	15 269	19	6	4	2	4	2	1	—	—	—
32311	Printing .....	(E)	(D)	(D)	17	6	4	1	4	1	1	—	—	—
323112	Commercial flexographic printing .....	326	2 868	10 012	6	1	1	—	2	1	1	—	—	—
32312	Printing support activities .....	(C)	(D)	(D)	2	—	—	1	—	1	—	—	—	—
325	Chemical mfg .....	1 021	12 999	45 667	14	3	1	2	1	3	3	1	—	—
3252	Resin, syn rubber, artf & syn fibers, fil mfg .....	(E)	(D)	(D)	2	—	—	—	—	—	2	—	—	—
32521	Resin & synthetic rubber mfg .....	(E)	(D)	(D)	2	—	—	—	—	—	2	—	—	—
3254	Pharmaceutical & medicine mfg .....	(E)	(D)	(D)	4	1	—	1	—	1	—	1	—	—
32541	Pharmaceutical & medicine mfg .....	(E)	(D)	(D)	4	1	—	1	—	1	—	1	—	—
3259	Other chemical product & preparation mfg .....	(C)	(D)	(D)	1	—	—	—	—	—	1	—	—	—
32599	All other chemical product & preparation mfg ..	(C)	(D)	(D)	1	—	—	—	—	—	1	—	—	—
326	Plastics & rubber products mfg .....	1 720	15 503	66 506	7	1	—	—	1	3	—	—	2	—
3261	Plastics product mfg .....	(G)	(D)	(D)	6	—	—	—	1	3	—	—	2	—
32611	Unsupported plastics film, sheet, & bag mfg ..	(G)	(D)	(D)	4	—	—	—	—	2	—	—	2	—
331	Primary metal mfg .....	558	6 481	26 647	6	—	1	—	1	2	2	—	—	—
3311	Iron & steel mills & ferroalloy mfg .....	(C)	(D)	(D)	1	—	—	—	—	—	1	—	—	—
33111	Iron & steel mills & ferroalloy mfg .....	(C)	(D)	(D)	1	—	—	—	—	—	1	—	—	—
3313	Alumina & aluminum production & processing ..	(C)	(D)	(D)	1	—	—	—	—	—	1	—	—	—
33131	Alumina & aluminum production & processing ..	(C)	(D)	(D)	1	—	—	—	—	—	1	—	—	—
3315	Foundries .....	(C)	(D)	(D)	3	—	—	—	1	2	—	—	—	—

See footnotes at end of table.

**Table 6. Counties—Employees, Payroll, and Establishments by Industry: 2000—Con.**

[Excludes most government employees, railroad employees, and self-employed persons. Size class 1 to 4 includes establishments with payroll, but no employees, during mid-March pay period. (D) denotes figures withheld to avoid disclosing data for individual companies; the data are included in broader industry totals. Detailed industries with 100 or more employees are shown if industry was not a (D). For explanation of terms, abbreviations, and data reliability/comparability, see introductory text]

NAICS code	Industry	Number of employees for week including March 12	Payroll (\$1,000)		Total number of establishments	Number of establishments by employment-size class								
			First quarter	Annual		1 to 4	5 to 9	10 to 19	20 to 49	50 to 99	100 to 249	250 to 499	500 to 999	1,000 or more
<b>VIGO—Con.</b>														
<b>31-33 Manufacturing—Con.</b>														
332	Fabricated metal product mfg .....	686	5 445	21 996	23	4	6	5	5	—	3	—	—	—
3321	Forging & stamping .....	(C)	(D)	(D)	1	—	—	—	—	—	1	—	—	—
33211	Forging & stamping .....	(C)	(D)	(D)	1	—	—	—	—	—	1	—	—	—
3322	Cutlery & handtool mfg .....	(C)	(D)	(D)	2	—	1	—	—	—	1	—	—	—
33221	Cutlery & handtool mfg .....	(C)	(D)	(D)	2	—	1	—	—	—	1	—	—	—
3323	Architectural & structural metals mfg .....	233	1 794	7 351	4	—	—	2	1	—	1	—	—	—
33231	Plate work & fabricated structural prod mfg ...	(C)	(D)	(D)	1	—	—	—	—	—	1	—	—	—
3327	Mach shops, turn prod, screw, nut, bolt mfg ....	181	1 547	5 592	16	4	5	3	4	—	—	—	—	—
33271	Machine shops .....	181	1 547	5 592	16	4	5	3	4	—	—	—	—	—
332710	Machine shops .....	181	1 547	5 592	16	4	5	3	4	—	—	—	—	—
333	Machinery mfg .....	410	2 820	11 219	13	3	1	3	4	1	1	—	—	—
3332	Industrial machinery mfg .....	(C)	(D)	(D)	4	2	—	—	1	—	1	—	—	—
33329	Other industrial machinery mfg .....	(C)	(D)	(D)	3	1	—	—	1	—	1	—	—	—
334	Computer & electronic product mfg .....	(F)	(D)	(D)	1	—	—	—	—	—	—	—	—	1
3346	Mfg & reproducing magnetic & optical media ...	(F)	(D)	(D)	1	—	—	—	—	—	—	—	—	1
33461	Mfg & reproducing magnetic & optical media ...	(F)	(D)	(D)	1	—	—	—	—	—	—	—	—	1
336	Transportation equipment mfg .....	765	6 389	22 132	6	1	1	1	1	—	—	2	—	—
3362	Motor vehicle body & trailer mfg .....	(E)	(D)	(D)	3	1	—	1	—	—	—	1	—	—
33621	Motor vehicle body & trailer mfg .....	(E)	(D)	(D)	3	1	—	1	—	—	—	1	—	—
3364	Aerospace product & parts mfg .....	(E)	(D)	(D)	1	—	—	—	—	—	—	1	—	—
33641	Aerospace product & parts mfg .....	(E)	(D)	(D)	1	—	—	—	—	—	—	1	—	—
339	Miscellaneous mfg .....	127	669	2 810	8	6	1	—	—	—	1	—	—	—
3391	Medical equipment & supplies mfg .....	(C)	(D)	(D)	3	2	—	—	—	—	1	—	—	—
33911	Medical equipment & supplies mfg .....	(C)	(D)	(D)	3	2	—	—	—	—	1	—	—	—
<b>42</b>	<b>Wholesale trade .....</b>	<b>1 699</b>	<b>11 996</b>	<b>48 647</b>	<b>140</b>	<b>55</b>	<b>36</b>	<b>26</b>	<b>16</b>	<b>7</b>	—	—	—	—
421	Wholesale trade, durable goods .....	966	7 014	28 470	97	43	24	16	12	2	—	—	—	—
4211	Motor vehicle, motor vehicle pt & supply whsle .	206	1 060	4 505	14	5	3	2	3	1	—	—	—	—
42111	Automobile & other motor vehicle whsle .....	142	676	2 936	4	—	—	1	2	1	—	—	—	—
421110	Automobile & other motor vehicle whsle ...	142	676	2 936	4	—	—	1	2	1	—	—	—	—
4214	Professional & commercial equip & supp whsle .	124	1 066	4 092	16	9	4	1	2	—	—	—	—	—
4216	Electrical goods whsle .....	145	1 069	3 582	12	5	3	2	2	—	—	—	—	—
4218	Machinery, equipment & supplies whsle .....	254	2 105	8 955	20	7	5	3	4	1	—	—	—	—
42183	Industrial machinery & equipment whsle .....	102	867	3 589	6	2	1	—	3	—	—	—	—	—
421830	Industrial machinery & equipment whsle ...	102	867	3 589	6	2	1	—	3	—	—	—	—	—
42184	Industrial supplies whsle .....	117	950	4 114	9	3	3	1	1	1	—	—	—	—
421840	Industrial supplies whsle .....	117	950	4 114	9	3	3	1	1	1	—	—	—	—
422	Wholesale trade, nondurable goods .....	733	4 982	20 177	43	12	12	10	4	5	—	—	—	—
4224	Grocery & related product whsle .....	296	1 696	7 056	10	3	2	1	—	4	—	—	—	—
42249	Other grocery & related products whsle .....	200	1 235	5 209	4	—	1	—	—	3	—	—	—	—
422490	Other grocery & related products whsle ....	200	1 235	5 209	4	—	1	—	—	3	—	—	—	—
4228	Beer, wine, distilled alcoholic beverage whsle ..	(C)	(D)	(D)	2	—	—	—	1	1	—	—	—	—
42281	Beer & ale whsle .....	(C)	(D)	(D)	2	—	—	—	1	1	—	—	—	—
<b>44-45</b>	<b>Retail trade .....</b>	<b>9 749</b>	<b>43 929</b>	<b>175 819</b>	<b>499</b>	<b>185</b>	<b>142</b>	<b>94</b>	<b>54</b>	<b>10</b>	<b>11</b>	<b>2</b>	—	<b>1</b>
441	Motor vehicle & parts dealers .....	774	4 907	20 865	58	22	13	11	9	3	—	—	—	—
4411	Automobile dealers .....	491	3 534	15 100	27	12	4	2	6	3	—	—	—	—
44111	New car dealers .....	390	2 828	12 188	10	2	—	—	5	3	—	—	—	—
441110	New car dealers .....	390	2 828	12 188	10	2	—	—	5	3	—	—	—	—
44112	Used car dealers .....	101	706	2 912	17	10	4	2	1	—	—	—	—	—
441120	Used car dealers .....	101	706	2 912	17	10	4	2	1	—	—	—	—	—
4413	Automotive parts, accessories & tire stores .....	225	1 128	4 575	24	6	8	8	2	—	—	—	—	—
44131	Automotive parts, accessories & tire stores ...	142	704	2 799	15	4	4	6	1	—	—	—	—	—
441310	Automotive parts, accessories & tire stores .	142	704	2 799	15	4	4	6	1	—	—	—	—	—
442	Furniture & home furnishing stores .....	256	1 392	6 736	33	16	9	4	4	—	—	—	—	—
4421	Furniture stores .....	173	985	4 930	17	6	5	3	3	—	—	—	—	—
44211	Furniture stores .....	173	985	4 930	17	6	5	3	3	—	—	—	—	—
442110	Furniture stores .....	173	985	4 930	17	6	5	3	3	—	—	—	—	—
443	Electronics & appliance stores .....	(C)	(D)	(D)	25	12	9	2	2	—	—	—	—	—
4431	Electronics & appliance stores .....	(C)	(D)	(D)	25	12	9	2	2	—	—	—	—	—
44311	Appliance, TV & all other electronics stores ..	(C)	(D)	(D)	20	11	6	1	2	—	—	—	—	—
444	Bldg material & garden equip & supp dealers .....	641	3 428	14 174	32	12	7	6	4	1	2	—	—	—
4441	Building material & supplies dealers .....	519	2 903	11 942	25	12	3	5	3	—	2	—	—	—
44411	Home centers .....	(E)	(D)	(D)	2	—	—	—	—	—	2	—	—	—
44419	Other building material dealers .....	136	870	3 615	16	8	1	5	2	—	—	—	—	—
444190	Other building material dealers .....	136	870	3 615	16	8	1	5	2	—	—	—	—	—
4442	Lawn & garden equip & supplies stores .....	122	525	2 232	7	—	4	1	1	1	—	—	—	—
445	Food & beverage stores .....	953	2 931	11 831	49	17	16	6	6	1	3	—	—	—
4451	Grocery stores .....	824	2 604	10 471	26	8	5	3	6	1	3	—	—	—
44511	Grocery (except convenience) stores .....	814	2 587	10 341	23	6	4	3	6	1	3	—	—	—
445110	Grocery (except convenience) stores .....	814	2 587	10 341	23	6	4	3	6	1	3	—	—	—
446	Health & personal care stores .....	332	1 512	6 721	27	8	8	5	6	—	—	—	—	—
4461	Health & personal care stores .....	332	1 512	6 721	27	8	8	5	6	—	—	—	—	—
44611	Pharmacies & drug stores .....	231	1 154	5 198	12	2	1	4	5	—	—	—	—	—
446110	Pharmacies & drug stores .....	231	1 154	5 198	12	2	1	4	5	—	—	—	—	—

See footnotes at end of table.

**Table 6. Counties—Employees, Payroll, and Establishments by Industry: 2000—Con.**

[Excludes most government employees, railroad employees, and self-employed persons. Size class 1 to 4 includes establishments with payroll, but no employees, during mid-March pay period. (D) denotes figures withheld to avoid disclosing data for individual companies; the data are included in broader industry totals. Detailed industries with 100 or more employees are shown if industry was not a (D). For explanation of terms, abbreviations, and data reliability/comparability, see introductory text]

NAICS code	Industry	Number of employees for week including March 12	Payroll (\$1,000)		Total number of establishments	Number of establishments by employment-size class								
			First quarter	Annual		1 to 4	5 to 9	10 to 19	20 to 49	50 to 99	100 to 249	250 to 499	500 to 999	1,000 or more
<b>VIGO—Con.</b>														
<b>44-45 Retail trade—Con.</b>														
447	Gasoline stations .....	617	1 896	8 482	62	13	26	18	4	1	—	—	—	—
4471	Gasoline stations .....	617	1 896	8 482	62	13	26	18	4	1	—	—	—	—
44711	Gasoline stations with convenience stores ...	485	1 455	6 582	49	8	22	15	4	—	—	—	—	—
447110	Gasoline stations with convenience stores ...	485	1 455	6 582	49	8	22	15	4	—	—	—	—	—
44719	Other gasoline stations .....	132	441	1 900	13	5	4	3	—	1	—	—	—	—
447190	Other gasoline stations .....	132	441	1 900	13	5	4	3	—	1	—	—	—	—
448	Clothing & clothing accessories stores .....	549	1 654	6 469	78	36	24	13	5	—	—	—	—	—
4481	Clothing stores .....	276	595	2 363	39	16	12	9	2	—	—	—	—	—
44812	Women's clothing stores .....	109	211	896	14	6	4	3	1	—	—	—	—	—
448120	Women's clothing stores .....	109	211	896	14	6	4	3	1	—	—	—	—	—
4482	Shoe stores .....	166	476	2 002	21	10	6	3	2	—	—	—	—	—
44821	Shoe stores .....	166	476	2 002	21	10	6	3	2	—	—	—	—	—
448210	Shoe stores .....	166	476	2 002	21	10	6	3	2	—	—	—	—	—
4483	Jewelry, luggage & leather goods stores .....	107	583	2 104	18	10	6	1	1	—	—	—	—	—
44831	Jewelry stores .....	107	583	2 104	18	10	6	1	1	—	—	—	—	—
448310	Jewelry stores .....	107	583	2 104	18	10	6	1	1	—	—	—	—	—
451	Sporting goods, hobby, book & music stores .....	449	2 113	8 266	34	10	10	7	6	—	1	—	—	—
4511	Sporting goods, hobby, musical instrument stores .....	225	733	3 174	20	5	6	6	3	—	—	—	—	—
45112	Hobby, toy & game stores .....	137	440	1 943	8	1	2	2	3	—	—	—	—	—
451120	Hobby, toy & game stores .....	137	440	1 943	8	1	2	2	3	—	—	—	—	—
4512	Book, periodical & music stores .....	224	1 380	5 092	14	5	4	1	3	—	1	—	—	—
45122	Prerecorded tape, CD & record stores .....	(C)	(D)	(D)	7	2	3	1	—	—	1	—	—	—
452	General merchandise stores .....	2 011	6 769	28 296	25	4	3	5	2	4	5	2	—	—
4521	Department stores .....	967	2 712	11 769	8	—	—	—	—	4	4	—	—	—
45211	Department stores .....	967	2 712	11 769	8	—	—	—	—	4	4	—	—	—
452110	Department stores .....	967	2 712	11 769	8	—	—	—	—	4	4	—	—	—
4529	Other general merchandise stores .....	1 044	4 057	16 527	17	4	3	5	2	—	1	2	—	—
45291	Warehouse clubs & superstores .....	(F)	(D)	(D)	3	—	—	—	—	—	1	2	—	—
45299	All other general merchandise stores .....	(C)	(D)	(D)	14	4	3	5	2	—	—	—	—	—
453	Miscellaneous store retailers .....	461	1 517	6 492	65	32	14	14	5	—	—	—	—	—
4532	Office supplies, stationery & gift stores .....	(C)	(D)	(D)	20	7	7	3	3	—	—	—	—	—
45322	Gift, novelty & souvenir stores .....	126	384	1 552	17	6	7	3	1	—	—	—	—	—
453220	Gift, novelty & souvenir stores .....	126	384	1 552	17	6	7	3	1	—	—	—	—	—
4539	Other miscellaneous store retailers .....	206	682	3 040	29	15	4	8	2	—	—	—	—	—
45399	All other miscellaneous store retailers .....	106	313	1 454	17	9	4	3	1	—	—	—	—	—
454	Nonstore retailers .....	(H)	(D)	(D)	11	3	3	3	1	—	—	—	—	1
4541	Electronic shopping & mail-order houses .....	(G)	(D)	(D)	2	1	—	—	—	—	—	—	—	1
45411	Electronic shopping & mail-order houses .....	(G)	(D)	(D)	2	1	—	—	—	—	—	—	—	1
<b>48-49 Transportation &amp; warehousing .....</b>														
481	Air transportation .....	(E)	(D)	(D)	1	—	—	—	—	—	—	1	—	—
4811	Scheduled air transportation .....	(E)	(D)	(D)	1	—	—	—	—	—	—	1	—	—
48111	Scheduled air transportation .....	(E)	(D)	(D)	1	—	—	—	—	—	—	1	—	—
484	Truck transportation .....	457	3 453	14 594	52	25	13	7	6	1	—	—	—	—
4841	General freight trucking .....	324	2 611	11 042	29	12	6	5	5	1	—	—	—	—
48412	General freight trucking, long-distance .....	306	2 503	10 467	24	8	6	4	5	1	—	—	—	—
484121	General freight trucking, long-distance, TL ..	215	1 519	6 487	17	7	4	2	3	1	—	—	—	—
4842	Specialized freight trucking .....	133	842	3 552	23	13	7	2	1	—	—	—	—	—
<b>51 Information .....</b>														
511	Publishing industries .....	(E)	(D)	(D)	5	3	—	—	—	1	1	—	—	—
5111	Newspaper, periodical, book, database publishers .....	(C)	(D)	(D)	4	3	—	—	—	—	1	—	—	—
51111	Newspaper publishers .....	(C)	(D)	(D)	4	3	—	—	—	—	1	—	—	—
512	Motion picture & sound recording industries .....	(C)	(D)	(D)	4	—	—	2	1	1	—	—	—	—
5121	Motion picture & video industries .....	(C)	(D)	(D)	4	—	—	2	1	1	—	—	—	—
51213	Motion picture & video exhibition .....	(C)	(D)	(D)	4	—	—	2	1	1	—	—	—	—
513	Broadcasting & telecommunications .....	368	3 006	11 965	14	4	2	1	5	1	1	—	—	—
5131	Radio & television broadcasting .....	200	1 240	4 639	6	1	1	—	3	—	1	—	—	—
51312	Television broadcasting .....	(C)	(D)	(D)	2	—	—	—	1	—	1	—	—	—
5133	Telecommunications .....	(C)	(D)	(D)	7	3	1	1	1	1	—	—	—	—
51331	Wired telecommunications carriers .....	(C)	(D)	(D)	4	2	—	—	1	1	—	—	—	—
<b>52 Finance &amp; insurance .....</b>														
522	Credit intermediation & related activities .....	966	6 571	25 646	58	17	20	13	6	—	1	1	—	—
5221	Depository credit intermediation .....	829	5 554	21 408	37	8	11	11	5	—	1	1	—	—
52211	Commercial banking .....	725	4 927	18 770	28	3	10	10	3	—	1	1	—	—
522110	Commercial banking .....	725	4 927	18 770	28	3	10	10	3	—	1	1	—	—
5222	Nondepository credit intermediation .....	112	818	3 356	16	5	9	1	1	—	—	—	—	—
524	Insurance carriers & related activities .....	278	3 450	8 268	69	58	6	3	1	1	—	—	—	—
5242	Agencies & other insurance related activities ...	234	3 113	7 175	55	46	5	2	1	1	—	—	—	—
52421	Insurance agencies & brokerages .....	223	3 079	7 054	52	44	4	2	1	1	—	—	—	—
524210	Insurance agencies & brokerages .....	223	3 079	7 054	52	44	4	2	1	1	—	—	—	—

See footnotes at end of table.



**Table 6. Counties—Employees, Payroll, and Establishments by Industry: 2000—Con.**

[Excludes most government employees, railroad employees, and self-employed persons. Size class 1 to 4 includes establishments with payroll, but no employees, during mid-March pay period. (D) denotes figures withheld to avoid disclosing data for individual companies; the data are included in broader industry totals. Detailed industries with 100 or more employees are shown if industry was not a (D). For explanation of terms, abbreviations, and data reliability/comparability, see introductory text]

NAICS code	Industry	Number of employees for week including March 12	Payroll (\$1,000)		Total number of establishments	Number of establishments by employment-size class								
			First quarter	Annual		1 to 4	5 to 9	10 to 19	20 to 49	50 to 99	100 to 249	250 to 499	500 to 999	1,000 or more
<b>VIGO—Con.</b>														
<b>53</b>	<b>Real estate &amp; rental &amp; leasing</b>	<b>566</b>	<b>2 380</b>	<b>10 400</b>	<b>80</b>	<b>46</b>	<b>19</b>	<b>9</b>	<b>5</b>	—	<b>1</b>	—	—	—
531	Real estate	323	1 561	7 300	60	40	11	5	4	—	—	—	—	—
5311	Lessors of real estate	147	680	2 775	29	19	6	2	2	—	—	—	—	—
53111	Lessors of residential buildings & dwellings	103	365	1 487	20	12	5	2	1	—	—	—	—	—
531110	Lessors of residential buildings & dwellings	103	365	1 487	20	12	5	2	1	—	—	—	—	—
532	Rental & leasing services	(C)	(D)	(D)	19	6	8	4	1	—	—	—	—	—
533	Lessors of other nonfinancial intangible asset	(C)	(D)	(D)	1	—	—	—	—	—	1	—	—	—
5331	Lessors of other nonfinancial intangible asset	(C)	(D)	(D)	1	—	—	—	—	—	1	—	—	—
53311	Lessors of other nonfinancial intangible asset	(C)	(D)	(D)	1	—	—	—	—	—	1	—	—	—
<b>54</b>	<b>Professional, scientific &amp; technical services</b>	<b>1 074</b>	<b>6 238</b>	<b>28 476</b>	<b>181</b>	<b>115</b>	<b>35</b>	<b>20</b>	<b>10</b>	—	<b>1</b>	—	—	—
541	Professional, scientific & technical services	1 074	6 238	28 476	181	115	35	20	10	—	1	—	—	—
5411	Legal services	301	1 569	6 878	62	40	13	6	3	—	—	—	—	—
54111	Offices of lawyers	254	1 347	5 825	57	39	11	5	2	—	—	—	—	—
541110	Offices of lawyers	254	1 347	5 825	57	39	11	5	2	—	—	—	—	—
5412	Accounting, tax prep, bookkeep, payroll services	300	1 208	4 763	32	19	6	3	3	—	1	—	—	—
54121	Accounting, tax prep, bookkeep, payroll services	300	1 208	4 763	32	19	6	3	3	—	1	—	—	—
541211	Offices of certified public accountants	104	725	3 331	14	6	5	1	2	—	—	—	—	—
541213	Tax preparation services	108	200	435	4	2	1	—	—	—	1	—	—	—
5413	Architectural, engineering & related services	108	818	4 035	22	16	3	2	1	—	—	—	—	—
5419	Oth professional, scientific, technical services	132	501	2 258	21	11	4	6	—	—	—	—	—	—
<b>55</b>	<b>Management of companies &amp; enterprises</b>	<b>457</b>	<b>4 122</b>	<b>15 676</b>	<b>18</b>	<b>7</b>	<b>3</b>	<b>4</b>	<b>1</b>	<b>2</b>	<b>1</b>	—	—	—
551	Management of companies & enterprises	457	4 122	15 676	18	7	3	4	1	2	1	—	—	—
5511	Management of companies & enterprises	457	4 122	15 676	18	7	3	4	1	2	1	—	—	—
55111	Management of companies & enterprises	457	4 122	15 676	18	7	3	4	1	2	1	—	—	—
551114	Corp, subsidiary & regional managing offices	450	3 874	14 616	14	3	3	4	1	2	1	—	—	—
<b>56</b>	<b>Admin, support, waste mgt, remediation services</b>	<b>2 463</b>	<b>8 489</b>	<b>37 584</b>	<b>113</b>	<b>52</b>	<b>25</b>	<b>19</b>	<b>7</b>	<b>5</b>	<b>4</b>	—	<b>1</b>	—
561	Administrative & support services	2 348	7 372	33 103	103	47	22	18	7	4	4	—	1	—
5613	Employment services	1 293	3 280	13 526	13	6	1	1	—	1	3	—	1	—
56132	Temporary help services	1 275	3 109	12 625	8	3	—	—	—	1	3	—	1	—
561320	Temporary help services	1 275	3 109	12 625	8	3	—	—	—	1	3	—	1	—
5614	Business support services	100	474	3 095	13	6	2	4	1	—	—	—	—	—
5616	Investigation & security services	360	1 496	6 580	9	1	2	3	1	1	1	—	—	—
56161	Investigation, guard & armored car services	206	766	3 406	4	—	1	2	—	—	1	—	—	—
56162	Security systems services	154	730	3 174	5	1	1	1	1	1	—	—	—	—
5617	Services to buildings & dwellings	490	1 549	7 130	56	28	14	9	3	2	—	—	—	—
56172	Janitorial services	307	873	3 441	20	7	4	6	1	2	—	—	—	—
561720	Janitorial services	307	873	3 441	20	7	4	6	1	2	—	—	—	—
562	Waste management & remediation services	115	1 117	4 481	10	5	3	1	—	1	—	—	—	—
<b>61</b>	<b>Educational services</b>	<b>927</b>	<b>7 108</b>	<b>29 423</b>	<b>29</b>	<b>14</b>	<b>6</b>	<b>2</b>	<b>5</b>	—	—	<b>2</b>	—	—
611	Educational services	927	7 108	29 423	29	14	6	2	5	—	—	2	—	—
6113	Colleges, universities & professional schools	(F)	(D)	(D)	2	—	—	—	—	—	—	2	—	—
61131	Colleges, universities & professional schools	(F)	(D)	(D)	2	—	—	—	—	—	—	2	—	—
<b>62</b>	<b>Health care and social assistance</b>	<b>7 658</b>	<b>45 940</b>	<b>194 929</b>	<b>302</b>	<b>155</b>	<b>72</b>	<b>33</b>	<b>19</b>	<b>8</b>	<b>13</b>	—	<b>1</b>	<b>1</b>
621	Ambulatory health care services	1 622	11 270	49 993	192	100	52	24	10	4	2	—	—	—
6211	Offices of physicians	516	5 559	25 650	84	47	21	12	3	1	—	—	—	—
62111	Offices of physicians	516	5 559	25 650	84	47	21	12	3	1	—	—	—	—
621111	Offices of physicians (exc mental health)	487	5 356	24 648	76	43	17	12	3	1	—	—	—	—
6212	Offices of dentists	240	1 303	5 931	49	27	17	5	—	—	—	—	—	—
62121	Offices of dentists	240	1 303	5 931	49	27	17	5	—	—	—	—	—	—
621210	Offices of dentists	240	1 303	5 931	49	27	17	5	—	—	—	—	—	—
6213	Offices of other health practitioners	120	671	2 842	27	18	7	1	1	—	—	—	—	—
6214	Outpatient care centers	215	1 274	5 352	13	3	5	3	1	—	1	—	—	—
62142	Outpatient mental health, substance abuse ctrs	171	966	4 032	7	2	1	2	1	—	1	—	—	—
621420	Outpatient mental health, substance abuse ctrs	171	966	4 032	7	2	1	2	1	—	1	—	—	—
6215	Medical & diagnostic laboratories	(C)	(D)	(D)	10	4	2	2	1	—	1	—	—	—
62151	Medical & diagnostic laboratories	(C)	(D)	(D)	10	4	2	2	1	—	1	—	—	—
6216	Home health care services	220	1 020	3 881	6	1	—	1	2	2	—	—	—	—
62161	Home health care services	220	1 020	3 881	6	1	—	1	2	2	—	—	—	—
621610	Home health care services	220	1 020	3 881	6	1	—	1	2	2	—	—	—	—
6219	Other ambulatory health care services	(C)	(D)	(D)	3	—	—	—	2	1	—	—	—	—
62191	Ambulance services	(C)	(D)	(D)	2	—	—	—	1	1	—	—	—	—
622	Hospitals	3 749	25 639	108 862	5	—	—	—	1	—	2	—	1	1
6221	General medical & surgical hospitals	(H)	(D)	(D)	2	—	—	—	—	—	—	—	1	1
62211	General medical & surgical hospitals	(H)	(D)	(D)	2	—	—	—	—	—	—	—	1	1
6222	Psychiatric & substance abuse hospitals	(C)	(D)	(D)	2	—	—	—	1	—	1	—	—	—
62221	Psychiatric & substance abuse hospitals	(C)	(D)	(D)	2	—	—	—	1	—	1	—	—	—
6223	Other specialty hospitals	(C)	(D)	(D)	1	—	—	—	—	—	1	—	—	—
62231	Other specialty hospitals	(C)	(D)	(D)	1	—	—	—	—	—	1	—	—	—

See footnotes at end of table.

**Table 6. Counties—Employees, Payroll, and Establishments by Industry: 2000—Con.**

[Excludes most government employees, railroad employees, and self-employed persons. Size class 1 to 4 includes establishments with payroll, but no employees, during mid-March pay period. (D) denotes figures withheld to avoid disclosing data for individual companies; the data are included in broader industry totals. Detailed industries with 100 or more employees are shown if industry was not a (D). For explanation of terms, abbreviations, and data reliability/comparability, see introductory text]

NAICS code	Industry	Number of employees for week including March 12	Payroll (\$1,000)		Total number of establishments	Number of establishments by employment-size class										
			First quarter	Annual		1 to 4	5 to 9	10 to 19	20 to 49	50 to 99	100 to 249	250 to 499	500 to 999	1,000 or more		
<b>62</b>	<b>VIGO—Con.</b>															
	<b>Health care and social assistance—Con.</b>															
623	Nursing & residential care facilities .....	1 615	6 816	27 543	23	5	4	1	2	3	8	—	—	—	—	—
6231	Nursing care facilities .....	889	3 659	14 704	9	—	1	—	1	2	5	—	—	—	—	—
62311	Nursing care facilities .....	889	3 659	14 704	9	—	1	—	1	2	5	—	—	—	—	—
623110	Nursing care facilities .....	889	3 659	14 704	9	—	1	—	1	2	5	—	—	—	—	—
6232	Residential mental retardation, health facil .....	(E)	(D)	(D)	8	2	2	1	1	1	1	—	—	—	—	—
62321	Residential mental retardation facilities .....	(E)	(D)	(D)	2	—	—	—	—	1	1	—	—	—	—	—
6233	Community care facilities for the elderly .....	(C)	(D)	(D)	4	3	—	—	—	—	1	—	—	—	—	—
62331	Community care facilities for the elderly .....	(C)	(D)	(D)	4	3	—	—	—	—	1	—	—	—	—	—
6239	Other residential care facilities .....	(C)	(D)	(D)	2	—	1	—	—	—	1	—	—	—	—	—
62399	Other residential care facilities .....	(C)	(D)	(D)	2	—	1	—	—	—	1	—	—	—	—	—
624	Social assistance .....	672	2 215	8 531	82	50	16	8	6	1	1	—	—	—	—	—
6241	Individual & family services .....	247	914	3 671	17	5	6	4	1	—	1	—	—	—	—	—
62412	Services for elderly & disabled persons .....	150	513	2 055	8	4	2	1	—	—	1	—	—	—	—	—
624120	Services for elderly & disabled persons .....	150	513	2 055	8	4	2	1	—	—	1	—	—	—	—	—
6243	Vocational rehabilitation services .....	179	684	2 357	5	—	1	—	3	1	—	—	—	—	—	—
62431	Vocational rehabilitation services .....	179	684	2 357	5	—	1	—	3	1	—	—	—	—	—	—
624310	Vocational rehabilitation services .....	179	684	2 357	5	—	1	—	3	1	—	—	—	—	—	—
6244	Child day care services .....	173	405	1 724	53	41	8	4	—	—	—	—	—	—	—	—
62441	Child day care services .....	173	405	1 724	53	41	8	4	—	—	—	—	—	—	—	—
624410	Child day care services .....	173	405	1 724	53	41	8	4	—	—	—	—	—	—	—	—
<b>71</b>	<b>Arts, entertainment &amp; recreation .....</b>	<b>413</b>	<b>1 020</b>	<b>4 480</b>	<b>41</b>	<b>23</b>	<b>6</b>	<b>5</b>	<b>5</b>	<b>2</b>	—	—	—	—	—	—
713	Amusement, gambling & recreation industries .....	368	882	3 950	33	18	5	3	5	2	—	—	—	—	—	—
7139	Other amusement & recreation industries .....	(E)	(D)	(D)	30	16	5	2	5	2	—	—	—	—	—	—
71394	Fitness & recreational sports centers .....	156	242	1 064	13	8	2	1	1	1	—	—	—	—	—	—
713940	Fitness & recreational sports centers .....	156	242	1 064	13	8	2	1	1	1	—	—	—	—	—	—
<b>72</b>	<b>Accommodation &amp; food services .....</b>	<b>5 357</b>	<b>11 752</b>	<b>49 493</b>	<b>259</b>	<b>79</b>	<b>32</b>	<b>53</b>	<b>69</b>	<b>21</b>	<b>5</b>	—	—	—	—	—
721	Accommodation .....	460	1 197	5 400	21	6	3	3	7	1	1	—	—	—	—	—
7211	Traveler accommodation .....	452	1 174	5 314	16	2	2	3	7	1	1	—	—	—	—	—
72111	Hotels (exc casino hotels) & motels .....	452	1 174	5 314	16	2	2	3	7	1	1	—	—	—	—	—
721110	Hotels (exc casino hotels) & motels .....	452	1 174	5 314	16	2	2	3	7	1	1	—	—	—	—	—
722	Food services & drinking places .....	4 897	10 555	44 093	238	73	29	50	62	20	4	—	—	—	—	—
7221	Full-service restaurants .....	2 205	5 051	20 676	84	27	9	15	17	13	3	—	—	—	—	—
72211	Full-service restaurants .....	2 205	5 051	20 676	84	27	9	15	17	13	3	—	—	—	—	—
722110	Full-service restaurants .....	2 205	5 051	20 676	84	27	9	15	17	13	3	—	—	—	—	—
7222	Limited-service eating places .....	2 077	4 214	17 690	107	20	13	26	43	5	—	—	—	—	—	—
72221	Limited-service eating places .....	2 077	4 214	17 690	107	20	13	26	43	5	—	—	—	—	—	—
722211	Limited-service restaurants .....	1 841	3 608	15 057	88	12	9	22	41	4	—	—	—	—	—	—
7223	Special food services .....	482	973	4 405	17	4	2	6	2	2	1	—	—	—	—	—
72231	Food service contractors .....	473	951	4 281	14	1	2	6	2	2	1	—	—	—	—	—
722310	Food service contractors .....	473	951	4 281	14	1	2	6	2	2	1	—	—	—	—	—
7224	Drinking places (alcoholic beverages) .....	133	317	1 322	30	22	5	3	—	—	—	—	—	—	—	—
72241	Drinking places (alcoholic beverages) .....	133	317	1 322	30	22	5	3	—	—	—	—	—	—	—	—
722410	Drinking places (alcoholic beverages) .....	133	317	1 322	30	22	5	3	—	—	—	—	—	—	—	—
<b>81</b>	<b>Other services (except public administration) .....</b>	<b>2 741</b>	<b>11 614</b>	<b>48 803</b>	<b>316</b>	<b>173</b>	<b>79</b>	<b>37</b>	<b>18</b>	<b>6</b>	<b>3</b>	—	—	—	—	—
811	Repair & maintenance .....	570	3 613	14 560	78	47	15	12	3	—	1	—	—	—	—	—
8111	Automotive repair & maintenance .....	414	2 642	10 372	55	33	12	7	2	—	1	—	—	—	—	—
81111	Automotive mechanical & electrical R&M .....	266	1 943	7 644	29	19	6	2	1	—	1	—	—	—	—	—
811111	General automotive repair .....	203	1 565	5 892	19	14	4	—	—	—	1	—	—	—	—	—
812	Personal & laundry services .....	813	2 636	11 146	75	28	26	8	10	3	—	—	—	—	—	—
8121	Personal care services .....	388	905	3 611	45	20	15	3	7	—	—	—	—	—	—	—
81211	Hair, nail & skin care services .....	236	736	2 791	36	17	13	2	4	—	—	—	—	—	—	—
81219	Other personal care services .....	152	169	820	9	3	2	1	3	—	—	—	—	—	—	—
812199	Other personal care services .....	152	169	820	9	3	2	1	3	—	—	—	—	—	—	—
8122	Death care services .....	(C)	(D)	(D)	10	2	4	2	1	1	—	—	—	—	—	—
8123	Drycleaning & laundry services .....	241	1 049	4 631	15	5	3	3	2	2	—	—	—	—	—	—
81233	Linen & uniform supply .....	(C)	(D)	(D)	3	1	—	—	—	2	—	—	—	—	—	—
813	Religious, grantmaking, civic, prof & like organizations .....	1 358	5 365	23 097	163	98	38	17	5	3	2	—	—	—	—	—
8131	Religious organizations .....	722	2 510	11 085	83	49	20	8	5	—	1	—	—	—	—	—
81311	Religious organizations .....	722	2 510	11 085	83	49	20	8	5	—	1	—	—	—	—	—
813110	Religious organizations .....	722	2 510	11 085	83	49	20	8	5	—	1	—	—	—	—	—
8134	Civic & social organizations .....	299	583	2 544	33	21	5	5	—	1	1	—	—	—	—	—
81341	Civic & social organizations .....	299	583	2 544	33	21	5	5	—	1	1	—	—	—	—	—
813410	Civic & social organizations .....	299	583	2 544	33	21	5	5	—	1	1	—	—	—	—	—
8139	Business, labor, political, like organizations .....	273	1 936	8 070	36	22	11	1	—	2	—	—	—	—	—	—
81393	Labor unions & similar labor organizations .....	165	816	3 567	23	12	9	1	—	1	—	—	—	—	—	—
813930	Labor unions & similar labor organizations .....	165	816	3 567	23	12	9	1	—	1	—	—	—	—	—	—
<b>95</b>	<b>Auxiliaries (exc corporate, subsidiary &amp; regional mgt) .....</b>	<b>121</b>	<b>1 826</b>	<b>7 382</b>	<b>6</b>	<b>1</b>	<b>2</b>	<b>1</b>	<b>1</b>	<b>1</b>	—	—	—	—	—	—
<b>99</b>	<b>Unclassified establishments .....</b>	<b>12</b>	<b>81</b>	<b>512</b>	<b>14</b>	<b>13</b>	<b>1</b>	—	—	—	—	—	—	—	—	—

See footnotes at end of table.

**Table 6. Counties—Employees, Payroll, and Establishments by Industry: 2000—Con.**

[Excludes most government employees, railroad employees, and self-employed persons. Size class 1 to 4 includes establishments with payroll, but no employees, during mid-March pay period. (D) denotes figures withheld to avoid disclosing data for individual companies; the data are included in broader industry totals. Detailed industries with 100 or more employees are shown if industry was not a (D). For explanation of terms, abbreviations, and data reliability/comparability, see introductory text]

NAICS code	Industry	Number of employees for week including March 12	Payroll (\$1,000)		Total number of establishments	Number of establishments by employment-size class								
			First quarter	Annual		1 to 4	5 to 9	10 to 19	20 to 49	50 to 99	100 to 249	250 to 499	500 to 999	1,000 or more
<b>WABASH</b>														
	<b>Total .....</b>	<b>13 411</b>	<b>80 985</b>	<b>331 961</b>	<b>845</b>	<b>458</b>	<b>171</b>	<b>96</b>	<b>70</b>	<b>25</b>	<b>16</b>	<b>6</b>	<b>3</b>	<b>-</b>
11	<b>Forestry, fishing, hunting, and agriculture support .....</b>	(A)	(D)	(D)	2	2	-	-	-	-	-	-	-	-
21	<b>Mining .....</b>	(A)	(D)	(D)	1	1	-	-	-	-	-	-	-	-
22	<b>Utilities .....</b>	(B)	(D)	(D)	5	2	1	2	-	-	-	-	-	-
23	<b>Construction .....</b>	507	3 699	16 731	75	49	13	8	4	1	-	-	-	-
233	Building, developing & general contracting .....	169	1 142	4 219	25	14	5	5	1	-	-	-	-	-
235	Special trade contractors .....	310	2 368	11 178	47	35	6	2	3	1	-	-	-	-
2359	Other special trade contractors .....	140	1 158	4 906	10	7	-	-	2	1	-	-	-	-
23595	Bldg equip & oth mach installation contractor .....	130	1 094	4 542	5	2	-	-	2	1	-	-	-	-
235950	Bldg equip & oth mach installation contractor .....	130	1 094	4 542	5	2	-	-	2	1	-	-	-	-
31-33	<b>Manufacturing .....</b>	<b>5 389</b>	<b>45 115</b>	<b>181 419</b>	<b>79</b>	<b>24</b>	<b>15</b>	<b>5</b>	<b>9</b>	<b>11</b>	<b>8</b>	<b>5</b>	<b>2</b>	<b>-</b>
321	Wood product mfg .....	(C)	(D)	(D)	3	1	-	1	-	-	1	-	-	-
3219	Other wood product mfg .....	(C)	(D)	(D)	3	1	-	1	-	-	1	-	-	-
32191	Millwork .....	(C)	(D)	(D)	1	-	-	-	-	-	1	-	-	-
322	Paper mfg .....	(E)	(D)	(D)	3	-	-	1	1	-	-	1	-	-
3221	Pulp, paper & paperboard mills .....	(E)	(D)	(D)	1	-	-	-	-	-	-	1	-	-
32213	Paperboard mills .....	(E)	(D)	(D)	1	-	-	-	-	-	-	1	-	-
323	Printing & related support activities .....	(E)	(D)	(D)	8	4	3	-	-	-	-	1	-	-
3231	Printing & related support activities .....	(E)	(D)	(D)	8	4	3	-	-	-	-	1	-	-
32312	Printing support activities .....	(E)	(D)	(D)	1	-	-	-	-	-	-	1	-	-
325	Chemical mfg .....	(F)	(D)	(D)	1	-	-	-	-	-	-	-	1	-
3255	Paint, coating & adhesive mfg .....	(F)	(D)	(D)	1	-	-	-	-	-	-	-	1	-
32551	Paint & coating mfg .....	(F)	(D)	(D)	1	-	-	-	-	-	-	-	1	-
327	Nonmetallic mineral product mfg .....	(E)	(D)	(D)	4	1	1	-	-	1	1	-	-	-
3279	Other nonmetallic mineral product mfg .....	(E)	(D)	(D)	2	-	-	-	-	1	1	-	-	-
32799	All other nonmetallic mineral product mfg .....	(E)	(D)	(D)	2	-	-	-	-	1	1	-	-	-
331	Primary metal mfg .....	950	9 999	36 458	8	2	1	-	-	2	1	2	-	-
3313	Alumina & aluminum production & processing ..	(F)	(D)	(D)	3	-	-	-	-	2	-	1	-	-
33131	Alumina & aluminum production & processing .....	(F)	(D)	(D)	3	-	-	-	-	2	-	1	-	-
3315	Foundries .....	(E)	(D)	(D)	3	1	-	-	-	-	1	1	-	-
33151	Ferrous metal foundries .....	(C)	(D)	(D)	1	-	-	-	-	-	1	-	-	-
33152	Nonferrous metal foundries .....	(E)	(D)	(D)	2	1	-	-	-	-	-	1	-	-
332	Fabricated metal product mfg .....	1 031	12 261	42 200	13	5	2	-	3	2	-	-	1	-
3329	Other fabricated metal product mfg .....	(F)	(D)	(D)	4	1	-	-	2	-	-	-	1	-
33291	Metal valve mfg .....	(F)	(D)	(D)	2	-	-	-	1	-	-	-	1	-
333	Machinery mfg .....	504	4 478	18 557	13	3	2	1	2	3	2	-	-	-
3333	Commercial & service industry machinery mfg ..	(C)	(D)	(D)	1	-	-	-	-	-	1	-	-	-
33331	Commercial & service industry machinery mfg .....	(C)	(D)	(D)	1	-	-	-	-	-	1	-	-	-
3335	Metalworking machinery mfg .....	126	1 361	5 671	5	1	2	-	1	1	-	-	-	-
33351	Metalworking machinery mfg .....	126	1 361	5 671	5	1	2	-	1	1	-	-	-	-
333514	Special die, tool, die set, jig & fixture mfg ..	126	1 361	5 671	5	1	2	-	1	1	-	-	-	-
3339	Other general purpose machinery mfg .....	137	1 011	4 688	4	1	-	1	1	-	1	-	-	-
33399	All other general purpose machinery mfg .....	137	1 011	4 688	4	1	-	1	1	-	1	-	-	-
334	Computer & electronic product mfg .....	(F)	(D)	(D)	3	-	-	-	-	1	1	1	-	-
3344	Semiconductor & oth electronic component mfg .....	(C)	(D)	(D)	2	-	-	-	-	1	1	-	-	-
33441	Semiconductor & oth electronic component mfg .....	(C)	(D)	(D)	2	-	-	-	-	1	1	-	-	-
3345	Nav, measuring, medical, control instruments mfg .....	(E)	(D)	(D)	1	-	-	-	-	-	-	1	-	-
33451	Nav, measuring, medical, control instruments mfg .....	(E)	(D)	(D)	1	-	-	-	-	-	-	1	-	-
336	Transportation equipment mfg .....	(E)	(D)	(D)	4	1	1	-	-	-	2	-	-	-
3363	Motor vehicle parts mfg .....	(E)	(D)	(D)	3	1	-	-	-	-	2	-	-	-
33635	MV transmission & power train parts mfg .....	(C)	(D)	(D)	1	-	-	-	-	-	1	-	-	-
33639	Other motor vehicle parts mfg .....	(C)	(D)	(D)	1	-	-	-	-	-	1	-	-	-
42	<b>Wholesale trade .....</b>	<b>258</b>	<b>1 810</b>	<b>7 545</b>	<b>33</b>	<b>16</b>	<b>7</b>	<b>8</b>	<b>1</b>	<b>1</b>	<b>-</b>	<b>-</b>	<b>-</b>	<b>-</b>
421	Wholesale trade, durable goods .....	174	1 415	5 675	17	6	3	7	-	1	-	-	-	-

See footnotes at end of table.

**Table 6. Counties—Employees, Payroll, and Establishments by Industry: 2000—Con.**

[Excludes most government employees, railroad employees, and self-employed persons. Size class 1 to 4 includes establishments with payroll, but no employees, during mid-March pay period. (D) denotes figures withheld to avoid disclosing data for individual companies; the data are included in broader industry totals. Detailed industries with 100 or more employees are shown if industry was not a (D). For explanation of terms, abbreviations, and data reliability/comparability, see introductory text]

NAICS code	Industry	Number of employees for week including March 12	Payroll (\$1,000)		Total number of establishments	Number of establishments by employment-size class									
			First quarter	Annual		1 to 4	5 to 9	10 to 19	20 to 49	50 to 99	100 to 249	250 to 499	500 to 999	1,000 or more	
<b>WABASH—Con.</b>															
<b>44-45</b>	<b>Retail trade</b> .....	<b>1 898</b>	<b>7 202</b>	<b>30 679</b>	<b>166</b>	<b>75</b>	<b>40</b>	<b>29</b>	<b>16</b>	<b>2</b>	<b>4</b>	—	—	—	
441	Motor vehicle & parts dealers .....	232	1 421	5 725	25	12	5	2	6	—	—	—	—	—	
4411	Automobile dealers .....	147	1 063	4 324	11	4	2	—	5	—	—	—	—	—	
44111	New car dealers .....	138	1 016	4 175	7	—	2	—	5	—	—	—	—	—	
441110	New car dealers .....	138	1 016	4 175	7	—	2	—	5	—	—	—	—	—	
444	Bldg material & garden equip & supp dealers .....	180	840	3 935	27	11	9	6	1	—	—	—	—	—	
4441	Building material & supplies dealers .....	109	500	2 154	16	7	6	2	1	—	—	—	—	—	
445	Food & beverage stores .....	391	1 141	5 184	12	4	3	1	2	—	2	—	—	—	
4451	Grocery stores .....	362	1 080	4 860	7	1	2	—	2	—	2	—	—	—	
44511	Grocery (except convenience) stores .....	362	1 080	4 860	7	1	2	—	2	—	2	—	—	—	
445110	Grocery (except convenience) stores .....	362	1 080	4 860	7	1	2	—	2	—	2	—	—	—	
446	Health & personal care stores .....	117	499	2 205	9	3	—	4	2	—	—	—	—	—	
4461	Health & personal care stores .....	117	499	2 205	9	3	—	4	2	—	—	—	—	—	
44611	Pharmacies & drug stores .....	110	489	2 153	6	—	—	4	2	—	—	—	—	—	
446110	Pharmacies & drug stores .....	110	489	2 153	6	—	—	4	2	—	—	—	—	—	
447	Gasoline stations .....	165	503	1 983	22	6	9	7	—	—	—	—	—	—	
4471	Gasoline stations .....	165	503	1 983	22	6	9	7	—	—	—	—	—	—	
44711	Gasoline stations with convenience stores .....	143	440	1 713	16	2	8	6	—	—	—	—	—	—	
447110	Gasoline stations with convenience stores .....	143	440	1 713	16	2	8	6	—	—	—	—	—	—	
448	Clothing & clothing accessories stores .....	158	473	1 943	12	6	3	2	—	1	—	—	—	—	
4481	Clothing stores .....	(C)	(D)	(D)	10	4	3	2	—	—	1	—	—	—	
44814	Family clothing stores .....	(C)	(D)	(D)	2	—	—	1	—	—	1	—	—	—	
452	General merchandise stores .....	289	936	3 949	6	1	2	—	1	1	1	—	—	—	
4521	Department stores .....	(E)	(D)	(D)	2	—	—	—	—	1	1	—	—	—	
45211	Department stores .....	(E)	(D)	(D)	2	—	—	—	—	1	1	—	—	—	
453	Miscellaneous store retailers .....	117	249	966	17	10	3	2	2	—	—	—	—	—	
454	Nonstore retailers .....	106	614	2 605	6	1	2	1	1	—	—	—	—	—	
<b>48-49</b>	<b>Transportation &amp; warehousing</b> .....	<b>131</b>	<b>666</b>	<b>3 069</b>	<b>28</b>	<b>23</b>	<b>2</b>	<b>1</b>	<b>2</b>	—	—	—	—	—	
484	Truck transportation .....	(C)	(D)	(D)	26	21	2	1	2	—	—	—	—	—	
<b>51</b>	<b>Information</b> .....	<b>163</b>	<b>889</b>	<b>3 575</b>	<b>16</b>	<b>8</b>	<b>4</b>	<b>2</b>	<b>1</b>	<b>1</b>	—	—	—	—	
511	Publishing industries .....	(C)	(D)	(D)	4	1	—	1	1	1	—	—	—	—	
5111	Newspaper, periodical, book, database publishers .....	109	489	1 852	3	—	—	1	1	1	—	—	—	—	
51111	Newspaper publishers .....	109	489	1 852	3	—	—	1	1	1	—	—	—	—	
511110	Newspaper publishers .....	109	489	1 852	3	—	—	1	1	1	—	—	—	—	
<b>52</b>	<b>Finance &amp; insurance</b> .....	<b>332</b>	<b>2 354</b>	<b>9 586</b>	<b>51</b>	<b>33</b>	<b>9</b>	<b>4</b>	<b>5</b>	—	—	—	—	—	
522	Credit intermediation & related activities .....	247	1 733	6 901	25	13	4	4	4	—	—	—	—	—	
5221	Depository credit intermediation .....	(C)	(D)	(D)	23	11	4	4	4	—	—	—	—	—	
52211	Commercial banking .....	134	1 056	3 788	14	7	3	2	2	—	—	—	—	—	
522110	Commercial banking .....	134	1 056	3 788	14	7	3	2	2	—	—	—	—	—	
<b>53</b>	<b>Real estate &amp; rental &amp; leasing</b> .....	<b>138</b>	<b>434</b>	<b>1 838</b>	<b>47</b>	<b>37</b>	<b>10</b>	—	—	—	—	—	—	—	
<b>54</b>	<b>Professional, scientific &amp; technical services</b> .....	<b>188</b>	<b>1 240</b>	<b>4 647</b>	<b>49</b>	<b>31</b>	<b>14</b>	<b>4</b>	—	—	—	—	—	—	
541	Professional, scientific & technical services .....	188	1 240	4 647	49	31	14	4	—	—	—	—	—	—	
<b>55</b>	<b>Management of companies &amp; enterprises</b> .....	<b>(B)</b>	<b>(D)</b>	<b>(D)</b>	<b>2</b>	—	<b>1</b>	<b>1</b>	—	—	—	—	—	—	
<b>56</b>	<b>Admin, support, waste mgt, remediation services</b> .....	<b>290</b>	<b>1 468</b>	<b>5 974</b>	<b>25</b>	<b>13</b>	<b>6</b>	<b>2</b>	<b>2</b>	<b>2</b>	—	—	—	—	
561	Administrative & support services .....	(C)	(D)	(D)	23	13	5	2	2	1	—	—	—	—	
5617	Services to buildings & dwellings .....	119	223	974	11	6	4	—	—	1	—	—	—	—	
56172	Janitorial services .....	112	204	835	6	2	3	—	—	1	—	—	—	—	
561720	Janitorial services .....	112	204	835	6	2	3	—	—	1	—	—	—	—	
<b>61</b>	<b>Educational services</b> .....	<b>(F)</b>	<b>(D)</b>	<b>(D)</b>	<b>3</b>	<b>2</b>	—	—	—	—	—	—	<b>1</b>	—	
611	Educational services .....	(F)	(D)	(D)	3	2	—	—	—	—	—	—	—	1	
6113	Colleges, universities & professional schools .....	(F)	(D)	(D)	1	—	—	—	—	—	—	—	—	1	
61131	Colleges, universities & professional schools .....	(F)	(D)	(D)	1	—	—	—	—	—	—	—	—	1	
<b>62</b>	<b>Health care and social assistance</b> .....	<b>1 788</b>	<b>9 061</b>	<b>36 013</b>	<b>61</b>	<b>21</b>	<b>18</b>	<b>7</b>	<b>5</b>	<b>4</b>	<b>1</b>	—	—	—	
621	Ambulatory health care services .....	256	1 473	6 722	36	17	10	6	3	—	—	—	—	—	
622	Hospitals .....	(E)	(D)	(D)	1	—	—	—	—	—	—	—	1	—	
6221	General medical & surgical hospitals .....	(E)	(D)	(D)	1	—	—	—	—	—	—	—	1	—	
62211	General medical & surgical hospitals .....	(E)	(D)	(D)	1	—	—	—	—	—	—	—	1	—	
623	Nursing & residential care facilities .....	985	4 523	17 892	13	—	4	—	1	4	4	—	—	—	
6231	Nursing care facilities .....	492	2 020	8 391	6	—	—	—	1	3	2	—	—	—	
62311	Nursing care facilities .....	492	2 020	8 391	6	—	—	—	1	3	2	—	—	—	
623110	Nursing care facilities .....	492	2 020	8 391	6	—	—	—	1	3	2	—	—	—	
6233	Community care facilities for the elderly .....	(E)	(D)	(D)	3	—	2	—	—	—	1	—	—	—	
62331	Community care facilities for the elderly .....	(E)	(D)	(D)	3	—	2	—	—	—	1	—	—	—	
6239	Other residential care facilities .....	(C)	(D)	(D)	1	—	—	—	—	—	1	—	—	—	
62399	Other residential care facilities .....	(C)	(D)	(D)	1	—	—	—	—	—	1	—	—	—	
624	Social assistance .....	(C)	(D)	(D)	11	4	4	1	1	1	—	—	—	—	
<b>71</b>	<b>Arts, entertainment &amp; recreation</b> .....	<b>73</b>	<b>210</b>	<b>954</b>	<b>11</b>	<b>6</b>	<b>1</b>	<b>3</b>	<b>1</b>	—	—	—	—	—	

See footnotes at end of table.

**Table 6. Counties—Employees, Payroll, and Establishments by Industry: 2000—Con.**

[Excludes most government employees, railroad employees, and self-employed persons. Size class 1 to 4 includes establishments with payroll, but no employees, during mid-March pay period. (D) denotes figures withheld to avoid disclosing data for individual companies; the data are included in broader industry totals. Detailed industries with 100 or more employees are shown if industry was not a (D). For explanation of terms, abbreviations, and data reliability/comparability, see introductory text]

NAICS code	Industry	Number of employees for week including March 12	Payroll (\$1,000)		Total number of establishments	Number of establishments by employment-size class								
			First quarter	Annual		1 to 4	5 to 9	10 to 19	20 to 49	50 to 99	100 to 249	250 to 499	500 to 999	1,000 or more
<b>WABASH—Con.</b>														
<b>72</b>	<b>Accommodation &amp; food services</b> .....	<b>1 003</b>	<b>2 055</b>	<b>9 122</b>	<b>65</b>	<b>23</b>	<b>10</b>	<b>9</b>	<b>21</b>	<b>2</b>	—	—	—	—
721	Accommodation .....	(C)	(D)	(D)	3	1	—	—	—	2	—	—	—	—
7211	Traveler accommodation .....	(C)	(D)	(D)	3	1	—	—	—	2	—	—	—	—
72111	Hotels (exc casino hotels) & motels .....	(C)	(D)	(D)	3	1	—	—	—	2	—	—	—	—
722	Food services & drinking places .....	(F)	(D)	(D)	62	22	10	9	21	—	—	—	—	—
7221	Full-service restaurants .....	306	663	2 771	19	4	4	5	6	—	—	—	—	—
72211	Full-service restaurants .....	306	663	2 771	19	4	4	5	6	—	—	—	—	—
722110	Full-service restaurants .....	306	663	2 771	19	4	4	5	6	—	—	—	—	—
7222	Limited-service eating places .....	443	883	4 142	27	9	3	2	13	—	—	—	—	—
72221	Limited-service eating places .....	443	883	4 142	27	9	3	2	13	—	—	—	—	—
722211	Limited-service restaurants .....	426	846	3 973	22	5	2	2	13	—	—	—	—	—
<b>81</b>	<b>Other services (except public administration)</b> .....	<b>529</b>	<b>1 781</b>	<b>7 629</b>	<b>117</b>	<b>84</b>	<b>19</b>	<b>11</b>	<b>3</b>	—	—	—	—	—
811	Repair & maintenance .....	102	620	2 675	31	27	3	—	1	—	—	—	—	—
813	Religious, grantmaking, civic, prof & like organizations .....	335	874	3 600	62	41	10	9	2	—	—	—	—	—
8131	Religious organizations .....	208	505	2 078	37	22	7	7	1	—	—	—	—	—
81311	Religious organizations .....	208	505	2 078	37	22	7	7	1	—	—	—	—	—
813110	Religious organizations .....	208	505	2 078	37	22	7	7	1	—	—	—	—	—
<b>95</b>	<b>Auxiliaries (exc corporate, subsidiary &amp; regional mgt)</b> .....	<b>(A)</b>	<b>(D)</b>	<b>(D)</b>	<b>1</b>	<b>1</b>	—	—	—	—	—	—	—	—
<b>99</b>	<b>Unclassified establishments</b> .....	<b>7</b>	<b>7</b>	<b>100</b>	<b>8</b>	<b>7</b>	<b>1</b>	—	—	—	—	—	—	—
<b>WARREN</b>														
	<b>Total</b> .....	<b>1 042</b>	<b>5 616</b>	<b>24 694</b>	<b>108</b>	<b>67</b>	<b>18</b>	<b>12</b>	<b>7</b>	<b>2</b>	<b>2</b>	—	—	—
<b>11</b>	<b>Forestry, fishing, hunting, and agriculture support</b> .....	<b>(A)</b>	<b>(D)</b>	<b>(D)</b>	<b>1</b>	<b>1</b>	—	—	—	—	—	—	—	—
<b>21</b>	<b>Mining</b> .....	<b>(A)</b>	<b>(D)</b>	<b>(D)</b>	<b>2</b>	<b>1</b>	—	<b>1</b>	—	—	—	—	—	—
<b>22</b>	<b>Utilities</b> .....	<b>(A)</b>	<b>(D)</b>	<b>(D)</b>	<b>1</b>	—	—	<b>1</b>	—	—	—	—	—	—
<b>23</b>	<b>Construction</b> .....	<b>(B)</b>	<b>(D)</b>	<b>(D)</b>	<b>14</b>	<b>11</b>	<b>2</b>	<b>1</b>	—	—	—	—	—	—
<b>31-33</b>	<b>Manufacturing</b> .....	<b>351</b>	<b>2 073</b>	<b>9 658</b>	<b>12</b>	<b>2</b>	<b>1</b>	<b>4</b>	<b>3</b>	<b>1</b>	<b>1</b>	—	—	—
332	Fabricated metal product mfg .....	165	1 072	4 177	5	1	—	1	2	1	—	—	—	—
3329	Other fabricated metal product mfg .....	(C)	(D)	(D)	2	—	—	—	1	1	—	—	—	—
33299	All other fabricated metal product mfg .....	(C)	(D)	(D)	2	—	—	—	1	1	—	—	—	—
333	Machinery mfg .....	(C)	(D)	(D)	1	—	—	—	—	—	1	—	—	—
3331	Ag, construction & mining machinery mfg .....	(C)	(D)	(D)	1	—	—	—	—	—	1	—	—	—
33312	Construction machinery mfg .....	(C)	(D)	(D)	1	—	—	—	—	—	1	—	—	—
<b>42</b>	<b>Wholesale trade</b> .....	<b>124</b>	<b>842</b>	<b>3 906</b>	<b>13</b>	<b>6</b>	<b>3</b>	<b>2</b>	<b>2</b>	—	—	—	—	—
<b>44-45</b>	<b>Retail trade</b> .....	<b>(B)</b>	<b>(D)</b>	<b>(D)</b>	<b>11</b>	<b>5</b>	<b>4</b>	<b>1</b>	<b>1</b>	—	—	—	—	—
<b>48-49</b>	<b>Transportation &amp; warehousing</b> .....	<b>18</b>	<b>95</b>	<b>301</b>	<b>5</b>	<b>4</b>	<b>1</b>	—	—	—	—	—	—	—
<b>51</b>	<b>Information</b> .....	<b>(A)</b>	<b>(D)</b>	<b>(D)</b>	<b>1</b>	—	—	<b>1</b>	—	—	—	—	—	—
<b>52</b>	<b>Finance &amp; insurance</b> .....	<b>(B)</b>	<b>(D)</b>	<b>(D)</b>	<b>7</b>	<b>3</b>	<b>3</b>	<b>1</b>	—	—	—	—	—	—
<b>53</b>	<b>Real estate &amp; rental &amp; leasing</b> .....	<b>4</b>	<b>7</b>	<b>29</b>	<b>3</b>	<b>3</b>	—	—	—	—	—	—	—	—
<b>54</b>	<b>Professional, scientific &amp; technical services</b> .....	<b>22</b>	<b>77</b>	<b>317</b>	<b>8</b>	<b>7</b>	<b>1</b>	—	—	—	—	—	—	—
<b>56</b>	<b>Admin, support, waste mgt, remediation services</b> .....	<b>(A)</b>	<b>(D)</b>	<b>(D)</b>	<b>3</b>	<b>3</b>	—	—	—	—	—	—	—	—
<b>61</b>	<b>Educational services</b> .....	<b>(A)</b>	<b>(D)</b>	<b>(D)</b>	<b>1</b>	<b>1</b>	—	—	—	—	—	—	—	—
<b>62</b>	<b>Health care and social assistance</b> .....	<b>(C)</b>	<b>(D)</b>	<b>(D)</b>	<b>7</b>	<b>4</b>	<b>1</b>	—	—	<b>1</b>	<b>1</b>	—	—	—
622	Hospitals .....	(C)	(D)	(D)	1	—	—	—	—	—	1	—	—	—
6221	General medical & surgical hospitals .....	(C)	(D)	(D)	1	—	—	—	—	—	1	—	—	—
62211	General medical & surgical hospitals .....	(C)	(D)	(D)	1	—	—	—	—	—	1	—	—	—
<b>72</b>	<b>Accommodation &amp; food services</b> .....	<b>(B)</b>	<b>(D)</b>	<b>(D)</b>	<b>8</b>	<b>5</b>	<b>2</b>	—	<b>1</b>	—	—	—	—	—
<b>81</b>	<b>Other services (except public administration)</b> .....	<b>(B)</b>	<b>(D)</b>	<b>(D)</b>	<b>11</b>	<b>11</b>	—	—	—	—	—	—	—	—
<b>WARRICK</b>														
	<b>Total</b> .....	<b>11 661</b>	<b>74 921</b>	<b>333 542</b>	<b>1 037</b>	<b>581</b>	<b>221</b>	<b>137</b>	<b>61</b>	<b>22</b>	<b>13</b>	—	<b>1</b>	<b>1</b>
<b>11</b>	<b>Forestry, fishing, hunting, and agriculture support</b> .....	<b>(A)</b>	<b>(D)</b>	<b>(D)</b>	<b>2</b>	<b>1</b>	—	<b>1</b>	—	—	—	—	—	—
<b>21</b>	<b>Mining</b> .....	<b>(B)</b>	<b>(D)</b>	<b>(D)</b>	<b>3</b>	<b>2</b>	—	—	—	<b>1</b>	—	—	—	—
<b>22</b>	<b>Utilities</b> .....	<b>61</b>	<b>674</b>	<b>2 589</b>	<b>6</b>	<b>2</b>	<b>1</b>	<b>2</b>	<b>1</b>	—	—	—	—	—

See footnotes at end of table.

**Table 6. Counties—Employees, Payroll, and Establishments by Industry: 2000—Con.**

[Excludes most government employees, railroad employees, and self-employed persons. Size class 1 to 4 includes establishments with payroll, but no employees, during mid-March pay period. (D) denotes figures withheld to avoid disclosing data for individual companies; the data are included in broader industry totals. Detailed industries with 100 or more employees are shown if industry was not a (D). For explanation of terms, abbreviations, and data reliability/comparability, see introductory text]

NAICS code	Industry	Number of employees for week including March 12	Payroll (\$1,000)		Total number of establishments	Number of establishments by employment-size class								
			First quarter	Annual		1 to 4	5 to 9	10 to 19	20 to 49	50 to 99	100 to 249	250 to 499	500 to 999	1,000 or more
<b>WARRICK—Con.</b>														
<b>23</b>	<b>Construction</b>	<b>1 236</b>	<b>6 707</b>	<b>30 546</b>	<b>231</b>	<b>145</b>	<b>54</b>	<b>18</b>	<b>14</b>	—	—	—	—	—
233	Building, developing & general contracting	369	1 955	8 384	95	64	24	6	1	—	—	—	—	—
2332	Residential building construction	324	1 680	7 319	81	55	19	6	1	—	—	—	—	—
23321	Single-family housing construction	318	1 662	7 256	78	52	19	6	1	—	—	—	—	—
233210	Single-family housing construction	318	1 662	7 256	78	52	19	6	1	—	—	—	—	—
234	Heavy construction	232	1 471	6 724	15	4	2	2	7	—	—	—	—	—
2349	Other heavy construction	169	1 221	5 133	12	4	2	2	4	—	—	—	—	—
23492	Pwr, communication transmsn line construction	105	837	3 318	5	—	1	1	3	—	—	—	—	—
234920	Pwr, communication transmsn line construction	105	837	3 318	5	—	1	1	3	—	—	—	—	—
235	Special trade contractors	635	3 281	15 438	121	77	28	10	6	—	—	—	—	—
2351	Plumbing, heating & AC contractor	156	1 021	4 475	21	12	6	—	3	—	—	—	—	—
23511	Plumbing, heating & AC contractor	156	1 021	4 475	21	12	6	—	3	—	—	—	—	—
235110	Plumbing, heating & AC contractor	156	1 021	4 475	21	12	6	—	3	—	—	—	—	—
2354	Masonry, drywall, insulation, tile contractors	167	741	3 203	24	10	9	4	1	—	—	—	—	—
23541	Masonry & stone contractors	106	403	2 022	16	5	8	3	—	—	—	—	—	—
235410	Masonry & stone contractors	106	403	2 022	16	5	8	3	—	—	—	—	—	—
<b>31-33</b>	<b>Manufacturing</b>	<b>3 528</b>	<b>37 176</b>	<b>171 859</b>	<b>53</b>	<b>20</b>	<b>15</b>	<b>6</b>	<b>3</b>	<b>3</b>	<b>4</b>	—	<b>1</b>	<b>1</b>
321	Wood product mfg	(E)	(D)	(D)	6	2	—	1	—	2	1	—	—	—
3212	Veneer, plywood & engineered wood product mfg	(C)	(D)	(D)	2	—	—	1	—	—	1	—	—	—
32121	Veneer, plywood & engineered wood product mfg	(C)	(D)	(D)	2	—	—	1	—	—	1	—	—	—
3219	Other wood product mfg	(C)	(D)	(D)	2	—	—	—	—	2	—	—	—	—
331	Primary metal mfg	(H)	(D)	(D)	3	—	—	—	—	1	—	—	1	1
3313	Alumina & aluminum production & processing	(H)	(D)	(D)	3	—	—	—	—	1	—	—	1	1
33131	Alumina & aluminum production & processing	(H)	(D)	(D)	3	—	—	—	—	1	—	—	1	1
332	Fabricated metal product mfg	305	2 453	10 695	11	3	4	1	1	—	2	—	—	—
3323	Architectural & structural metals mfg	276	2 324	10 050	5	1	—	1	1	—	2	—	—	—
33231	Plate work & fabricated structural prod mfg	276	2 324	10 050	5	1	—	1	1	—	2	—	—	—
336	Transportation equipment mfg	(C)	(D)	(D)	2	—	1	—	—	—	1	—	—	—
3363	Motor vehicle parts mfg	(C)	(D)	(D)	2	—	1	—	—	—	1	—	—	—
33633	Motor vehicle steering & suspension parts mfg	(C)	(D)	(D)	1	—	—	—	—	—	1	—	—	—
<b>42</b>	<b>Wholesale trade</b>	<b>328</b>	<b>1 870</b>	<b>7 883</b>	<b>50</b>	<b>27</b>	<b>10</b>	<b>11</b>	<b>1</b>	<b>1</b>	—	—	—	—
421	Wholesale trade, durable goods	130	944	3 885	28	17	5	6	—	—	—	—	—	—
422	Wholesale trade, nondurable goods	198	926	3 998	22	10	5	5	1	1	—	—	—	—
<b>44-45</b>	<b>Retail trade</b>	<b>1 437</b>	<b>5 256</b>	<b>22 127</b>	<b>141</b>	<b>63</b>	<b>37</b>	<b>30</b>	<b>4</b>	<b>4</b>	<b>3</b>	—	—	—
441	Motor vehicle & parts dealers	233	1 006	4 053	28	12	10	4	1	1	—	—	—	—
4411	Automobile dealers	115	310	1 373	11	8	1	—	1	1	—	—	—	—
444	Bldg material & garden equip & supp dealers	191	1 008	4 330	14	3	2	7	1	1	—	—	—	—
4442	Lawn & garden equip & supplies stores	(C)	(D)	(D)	6	1	1	3	—	1	—	—	—	—
445	Food & beverage stores	467	1 268	5 558	18	6	3	3	2	2	2	—	—	—
4451	Grocery stores	456	1 226	5 411	14	3	2	3	2	2	2	—	—	—
44511	Grocery (except convenience) stores	456	1 226	5 411	14	3	2	3	2	2	2	—	—	—
445110	Grocery (except convenience) stores	456	1 226	5 411	14	3	2	3	2	2	2	—	—	—
447	Gasoline stations	156	538	2 162	23	7	10	6	—	—	—	—	—	—
4471	Gasoline stations	156	538	2 162	23	7	10	6	—	—	—	—	—	—
44711	Gasoline stations with convenience stores	111	408	1 633	17	5	8	4	—	—	—	—	—	—
447110	Gasoline stations with convenience stores	111	408	1 633	17	5	8	4	—	—	—	—	—	—
452	General merchandise stores	(C)	(D)	(D)	6	2	2	1	—	—	1	—	—	—
4521	Department stores	(C)	(D)	(D)	1	—	—	—	—	—	1	—	—	—
45211	Department stores	(C)	(D)	(D)	1	—	—	—	—	—	1	—	—	—
<b>48-49</b>	<b>Transportation &amp; warehousing</b>	<b>319</b>	<b>1 975</b>	<b>7 979</b>	<b>40</b>	<b>23</b>	<b>10</b>	<b>4</b>	<b>1</b>	<b>2</b>	—	—	—	—
484	Truck transportation	246	1 804	7 342	21	10	5	3	1	2	—	—	—	—
4841	General freight trucking	127	1 030	4 157	13	8	—	3	1	1	—	—	—	—
4842	Specialized freight trucking	119	774	3 185	8	2	5	—	—	1	—	—	—	—
48422	Specialized freight (exc used) trucking, local	103	708	2 839	5	1	3	—	—	1	—	—	—	—
484220	Specialized freight (exc used) trucking, local	103	708	2 839	5	1	3	—	—	1	—	—	—	—
<b>51</b>	<b>Information</b>	<b>86</b>	<b>395</b>	<b>1 502</b>	<b>15</b>	<b>7</b>	<b>5</b>	<b>2</b>	<b>1</b>	—	—	—	—	—
<b>52</b>	<b>Finance &amp; insurance</b>	<b>386</b>	<b>2 874</b>	<b>11 041</b>	<b>54</b>	<b>37</b>	<b>5</b>	<b>7</b>	<b>4</b>	<b>1</b>	—	—	—	—
522	Credit intermediation & related activities	318	2 156	8 163	22	9	1	7	4	1	—	—	—	—
5221	Depository credit intermediation	(E)	(D)	(D)	16	4	1	6	4	1	—	—	—	—
52211	Commercial banking	181	1 220	4 734	9	1	1	3	4	—	—	—	—	—
522110	Commercial banking	181	1 220	4 734	9	1	1	3	4	—	—	—	—	—
<b>53</b>	<b>Real estate &amp; rental &amp; leasing</b>	<b>154</b>	<b>665</b>	<b>2 455</b>	<b>31</b>	<b>21</b>	<b>6</b>	<b>3</b>	<b>1</b>	—	—	—	—	—
<b>54</b>	<b>Professional, scientific &amp; technical services</b>	<b>320</b>	<b>1 795</b>	<b>7 848</b>	<b>74</b>	<b>54</b>	<b>10</b>	<b>8</b>	<b>2</b>	—	—	—	—	—
541	Professional, scientific & technical services	320	1 795	7 848	74	54	10	8	2	—	—	—	—	—
5413	Architectural, engineering & related services	106	713	3 174	19	15	1	1	2	—	—	—	—	—
<b>55</b>	<b>Management of companies &amp; enterprises</b>	<b>51</b>	<b>802</b>	<b>2 797</b>	<b>5</b>	<b>1</b>	<b>2</b>	<b>1</b>	<b>1</b>	—	—	—	—	—

See footnotes at end of table.

**Table 6. Counties—Employees, Payroll, and Establishments by Industry: 2000—Con.**

[Excludes most government employees, railroad employees, and self-employed persons. Size class 1 to 4 includes establishments with payroll, but no employees, during mid-March pay period. (D) denotes figures withheld to avoid disclosing data for individual companies; the data are included in broader industry totals. Detailed industries with 100 or more employees are shown if industry was not a (D). For explanation of terms, abbreviations, and data reliability/comparability, see introductory text]

NAICS code	Industry	Number of employees for week including March 12	Payroll (\$1,000)		Total number of establishments	Number of establishments by employment-size class								
			First quarter	Annual		1 to 4	5 to 9	10 to 19	20 to 49	50 to 99	100 to 249	250 to 499	500 to 999	1,000 or more
<b>WARRICK—Con.</b>														
<b>56</b>	<b>Admin, support, waste mgt, remediation services</b>	<b>158</b>	<b>397</b>	<b>2 169</b>	<b>32</b>	<b>24</b>	<b>4</b>	<b>3</b>	—	<b>1</b>	—	—	—	—
561	Administrative & support services	158	397	2 169	32	24	4	3	—	1	—	—	—	—
5617	Services to buildings & dwellings	119	246	1 541	22	16	3	2	—	1	—	—	—	—
<b>61</b>	<b>Educational services</b>	<b>92</b>	<b>472</b>	<b>2 093</b>	<b>5</b>	<b>2</b>	—	<b>2</b>	—	<b>1</b>	—	—	—	—
<b>62</b>	<b>Health care and social assistance</b>	<b>1 682</b>	<b>8 309</b>	<b>37 985</b>	<b>81</b>	<b>31</b>	<b>24</b>	<b>11</b>	<b>5</b>	<b>4</b>	<b>6</b>	—	—	—
621	Ambulatory health care services	454	3 033	15 599	43	18	17	7	—	—	1	—	—	—
6212	Offices of dentists	100	576	3 615	14	4	5	5	—	—	—	—	—	—
62121	Offices of dentists	100	576	3 615	14	4	5	5	—	—	—	—	—	—
621210	Offices of dentists	100	576	3 615	14	4	5	5	—	—	—	—	—	—
6214	Outpatient care centers	(C)	(D)	(D)	3	—	2	—	—	—	1	—	—	—
62149	Other outpatient care centers	(C)	(D)	(D)	2	—	1	—	—	—	1	—	—	—
622	Hospitals	(C)	(D)	(D)	2	—	—	—	1	—	1	—	—	—
6221	General medical & surgical hospitals	(C)	(D)	(D)	1	—	—	—	—	—	1	—	—	—
62211	General medical & surgical hospitals	(C)	(D)	(D)	1	—	—	—	—	—	1	—	—	—
623	Nursing & residential care facilities	752	2 995	12 757	12	1	1	2	1	3	4	—	—	—
6231	Nursing care facilities	680	2 733	11 612	8	1	—	—	—	3	4	—	—	—
62311	Nursing care facilities	680	2 733	11 612	8	1	—	—	—	3	4	—	—	—
623110	Nursing care facilities	680	2 733	11 612	8	1	—	—	—	3	4	—	—	—
624	Social assistance	(C)	(D)	(D)	24	12	6	2	3	1	—	—	—	—
6244	Child day care services	114	247	917	18	11	4	1	2	—	—	—	—	—
62441	Child day care services	114	247	917	18	11	4	1	2	—	—	—	—	—
624410	Child day care services	114	247	917	18	11	4	1	2	—	—	—	—	—
<b>71</b>	<b>Arts, entertainment &amp; recreation</b>	<b>188</b>	<b>574</b>	<b>3 277</b>	<b>13</b>	<b>5</b>	<b>2</b>	<b>3</b>	<b>1</b>	<b>2</b>	—	—	—	—
713	Amusement, gambling & recreation industries	(C)	(D)	(D)	10	2	2	3	1	2	—	—	—	—
7139	Other amusement & recreation industries	(C)	(D)	(D)	10	2	2	3	1	2	—	—	—	—
71391	Golf courses & country clubs	140	510	2 999	4	—	1	—	1	2	—	—	—	—
713910	Golf courses & country clubs	140	510	2 999	4	—	1	—	1	2	—	—	—	—
<b>72</b>	<b>Accommodation &amp; food services</b>	<b>912</b>	<b>1 950</b>	<b>8 149</b>	<b>66</b>	<b>23</b>	<b>7</b>	<b>19</b>	<b>16</b>	<b>1</b>	—	—	—	—
722	Food services & drinking places	(F)	(D)	(D)	64	21	7	19	16	1	—	—	—	—
7221	Full-service restaurants	243	536	2 416	21	9	1	7	4	—	—	—	—	—
72211	Full-service restaurants	243	536	2 416	21	9	1	7	4	—	—	—	—	—
722110	Full-service restaurants	243	536	2 416	21	9	1	7	4	—	—	—	—	—
7222	Limited-service eating places	637	1 346	5 418	35	6	4	12	12	1	—	—	—	—
72221	Limited-service eating places	637	1 346	5 418	35	6	4	12	12	1	—	—	—	—
722211	Limited-service restaurants	547	1 182	4 753	27	4	2	10	10	1	—	—	—	—
<b>81</b>	<b>Other services (except public administration)</b>	<b>629</b>	<b>2 455</b>	<b>10 016</b>	<b>127</b>	<b>86</b>	<b>28</b>	<b>6</b>	<b>6</b>	<b>1</b>	—	—	—	—
811	Repair & maintenance	228	1 231	5 179	44	31	9	1	2	1	—	—	—	—
8111	Automotive repair & maintenance	118	532	2 262	32	24	6	1	1	—	—	—	—	—
813	Religious, grantmaking, civic, prof & like organizations	329	959	3 711	63	43	12	5	3	—	—	—	—	—
8131	Religious organizations	236	698	2 801	45	30	10	3	2	—	—	—	—	—
81311	Religious organizations	236	698	2 801	45	30	10	3	2	—	—	—	—	—
813110	Religious organizations	236	698	2 801	45	30	10	3	2	—	—	—	—	—
<b>99</b>	<b>Unclassified establishments</b>	<b>16</b>	<b>46</b>	<b>128</b>	<b>8</b>	<b>7</b>	<b>1</b>	—	—	—	—	—	—	—
<b>WASHINGTON</b>														
	<b>Total</b>	<b>5 854</b>	<b>31 970</b>	<b>134 252</b>	<b>468</b>	<b>275</b>	<b>98</b>	<b>49</b>	<b>29</b>	<b>9</b>	<b>3</b>	<b>3</b>	<b>2</b>	—
<b>11</b>	<b>Forestry, fishing, hunting, and agriculture support</b>	<b>(A)</b>	<b>(D)</b>	<b>(D)</b>	<b>2</b>	<b>2</b>	—	—	—	—	—	—	—	—
<b>21</b>	<b>Mining</b>	<b>(A)</b>	<b>(D)</b>	<b>(D)</b>	<b>1</b>	—	—	<b>1</b>	—	—	—	—	—	—
<b>22</b>	<b>Utilities</b>	<b>15</b>	<b>113</b>	<b>493</b>	<b>4</b>	<b>3</b>	<b>1</b>	—	—	—	—	—	—	—
<b>23</b>	<b>Construction</b>	<b>306</b>	<b>1 533</b>	<b>8 246</b>	<b>58</b>	<b>40</b>	<b>10</b>	<b>5</b>	<b>2</b>	<b>1</b>	—	—	—	—
234	Heavy construction	108	631	4 226	7	3	1	1	1	1	—	—	—	—
235	Special trade contractors	133	528	2 459	38	26	9	3	—	—	—	—	—	—
<b>31-33</b>	<b>Manufacturing</b>	<b>2 882</b>	<b>18 557</b>	<b>76 646</b>	<b>40</b>	<b>14</b>	<b>5</b>	<b>4</b>	<b>8</b>	<b>3</b>	<b>2</b>	<b>2</b>	<b>2</b>	—
321	Wood product mfg	230	1 063	4 247	11	4	2	1	2	2	—	—	—	—
3211	Sawmills & wood preservation	118	548	2 244	5	2	1	—	1	1	—	—	—	—
32111	Sawmills & wood preservation	118	548	2 244	5	2	1	—	1	1	—	—	—	—
321113	Sawmills	118	548	2 244	5	2	1	—	1	1	—	—	—	—
3219	Other wood product mfg	112	515	2 003	6	2	1	1	1	1	—	—	—	—
32199	All other wood product mfg	(C)	(D)	(D)	3	—	1	—	1	1	—	—	—	—
326	Plastics & rubber products mfg	(C)	(D)	(D)	2	—	—	—	1	—	1	—	—	—
3261	Plastics product mfg	(C)	(D)	(D)	2	—	—	—	1	—	1	—	—	—
32612	Plastics pipe, pipe fitting, & unsupported profile shape mfg	(C)	(D)	(D)	1	—	—	—	—	—	1	—	—	—
332	Fabricated metal product mfg	643	5 644	23 462	7	2	—	1	2	—	1	1	—	—
3321	Forging & stamping	(F)	(D)	(D)	3	1	—	—	—	—	1	1	—	—
33211	Forging & stamping	(F)	(D)	(D)	3	1	—	—	—	—	1	1	—	—
333	Machinery mfg	(F)	(D)	(D)	1	—	—	—	—	—	—	—	1	—
3331	Ag, construction & mining machinery mfg	(F)	(D)	(D)	1	—	—	—	—	—	—	—	1	—
33311	Agricultural implement mfg	(F)	(D)	(D)	1	—	—	—	—	—	—	—	1	—

See footnotes at end of table.

**Table 6. Counties—Employees, Payroll, and Establishments by Industry: 2000—Con.**

[Excludes most government employees, railroad employees, and self-employed persons. Size class 1 to 4 includes establishments with payroll, but no employees, during mid-March pay period. (D) denotes figures withheld to avoid disclosing data for individual companies; the data are included in broader industry totals. Detailed industries with 100 or more employees are shown if industry was not a (D). For explanation of terms, abbreviations, and data reliability/comparability, see introductory text]

NAICS code	Industry	Number of employees for week including March 12	Payroll (\$1,000)		Total number of establishments	Number of establishments by employment-size class								
			First quarter	Annual		1 to 4	5 to 9	10 to 19	20 to 49	50 to 99	100 to 249	250 to 499	500 to 999	1,000 or more
<b>WASHINGTON—Con.</b>														
<b>31-33</b>	<b>Manufacturing—Con.</b>													
335	Electrical equip, appliance & component mfg . . . . .	(C)	(D)	(D)	2	—	—	—	1	1	—	—	—	—
3359	Other electrical equipment & component mfg . . . . .	(C)	(D)	(D)	2	—	—	—	1	1	—	—	—	—
33593	Wiring device mfg . . . . .	(C)	(D)	(D)	2	—	—	—	1	1	—	—	—	—
337	Furniture & related product mfg . . . . .	1 038	6 284	28 102	7	3	1	—	1	—	—	1	1	—
3371	HH & institutional furniture & kitchen cabinet mfg . . . . .	(E)	(D)	(D)	4	2	1	—	—	—	—	1	—	—
33712	Household & institutional furniture mfg . . . . .	(E)	(D)	(D)	2	1	—	—	—	—	—	1	—	—
3372	Office furniture (including fixtures) mfg . . . . .	(F)	(D)	(D)	3	1	—	—	1	—	—	—	1	—
33721	Office furniture (including fixtures) mfg . . . . .	(F)	(D)	(D)	3	1	—	—	1	—	—	—	1	—
<b>42</b>	<b>Wholesale trade . . . . .</b>	<b>106</b>	<b>366</b>	<b>1 552</b>	<b>15</b>	<b>9</b>	<b>2</b>	<b>3</b>	<b>1</b>	<b>—</b>	<b>—</b>	<b>—</b>	<b>—</b>	<b>—</b>
<b>44-45</b>	<b>Retail trade . . . . .</b>	<b>701</b>	<b>3 360</b>	<b>13 054</b>	<b>88</b>	<b>41</b>	<b>26</b>	<b>16</b>	<b>2</b>	<b>3</b>	<b>—</b>	<b>—</b>	<b>—</b>	<b>—</b>
441	Motor vehicle & parts dealers . . . . .	191	1 247	5 347	15	7	4	2	—	2	—	—	—	—
4411	Automobile dealers . . . . .	144	1 056	4 468	7	4	—	1	—	2	—	—	—	—
44111	New car dealers . . . . .	(C)	(D)	(D)	3	—	—	1	—	2	—	—	—	—
445	Food & beverage stores . . . . .	138	388	1 380	13	7	3	1	1	1	—	—	—	—
4451	Grocery stores . . . . .	(C)	(D)	(D)	6	2	2	—	1	1	—	—	—	—
44511	Grocery (except convenience) stores . . . . .	116	335	1 124	4	—	2	—	1	1	—	—	—	—
445110	Grocery (except convenience) stores . . . . .	116	335	1 124	4	—	2	—	1	1	—	—	—	—
<b>48-49</b>	<b>Transportation &amp; warehousing . . . . .</b>	<b>102</b>	<b>662</b>	<b>2 717</b>	<b>27</b>	<b>19</b>	<b>4</b>	<b>3</b>	<b>1</b>	<b>—</b>	<b>—</b>	<b>—</b>	<b>—</b>	<b>—</b>
<b>51</b>	<b>Information . . . . .</b>	<b>122</b>	<b>627</b>	<b>2 763</b>	<b>7</b>	<b>1</b>	<b>3</b>	<b>1</b>	<b>1</b>	<b>1</b>	<b>—</b>	<b>—</b>	<b>—</b>	<b>—</b>
<b>52</b>	<b>Finance &amp; insurance . . . . .</b>	<b>148</b>	<b>1 223</b>	<b>4 556</b>	<b>29</b>	<b>18</b>	<b>5</b>	<b>6</b>	<b>—</b>	<b>—</b>	<b>—</b>	<b>—</b>	<b>—</b>	<b>—</b>
522	Credit intermediation & related activities . . . . .	109	882	3 177	14	6	3	5	—	—	—	—	—	—
5221	Depository credit intermediation . . . . .	(C)	(D)	(D)	10	2	3	5	—	—	—	—	—	—
<b>53</b>	<b>Real estate &amp; rental &amp; leasing . . . . .</b>	<b>37</b>	<b>190</b>	<b>837</b>	<b>18</b>	<b>14</b>	<b>4</b>	<b>—</b>	<b>—</b>	<b>—</b>	<b>—</b>	<b>—</b>	<b>—</b>	<b>—</b>
<b>54</b>	<b>Professional, scientific &amp; technical services . . . . .</b>	<b>102</b>	<b>497</b>	<b>1 992</b>	<b>24</b>	<b>16</b>	<b>6</b>	<b>1</b>	<b>1</b>	<b>—</b>	<b>—</b>	<b>—</b>	<b>—</b>	<b>—</b>
541	Professional, scientific & technical services . . . . .	102	497	1 992	24	16	6	1	1	—	—	—	—	—
<b>55</b>	<b>Management of companies &amp; enterprises . . . . .</b>	<b>(A)</b>	<b>(D)</b>	<b>(D)</b>	<b>3</b>	<b>1</b>	<b>2</b>	<b>—</b>	<b>—</b>	<b>—</b>	<b>—</b>	<b>—</b>	<b>—</b>	<b>—</b>
<b>56</b>	<b>Admin, support, waste mgt, remediation services . . . . .</b>	<b>54</b>	<b>178</b>	<b>735</b>	<b>11</b>	<b>8</b>	<b>1</b>	<b>1</b>	<b>1</b>	<b>—</b>	<b>—</b>	<b>—</b>	<b>—</b>	<b>—</b>
<b>61</b>	<b>Educational services . . . . .</b>	<b>5</b>	<b>12</b>	<b>28</b>	<b>3</b>	<b>3</b>	<b>—</b>	<b>—</b>	<b>—</b>	<b>—</b>	<b>—</b>	<b>—</b>	<b>—</b>	<b>—</b>
<b>62</b>	<b>Health care and social assistance . . . . .</b>	<b>636</b>	<b>3 110</b>	<b>12 882</b>	<b>41</b>	<b>23</b>	<b>10</b>	<b>3</b>	<b>3</b>	<b>—</b>	<b>1</b>	<b>1</b>	<b>—</b>	<b>—</b>
621	Ambulatory health care services . . . . .	(C)	(D)	(D)	21	12	7	1	1	—	—	—	—	—
622	Hospitals . . . . .	(E)	(D)	(D)	1	—	—	—	—	—	—	1	—	—
6221	General medical & surgical hospitals . . . . .	(E)	(D)	(D)	1	—	—	—	—	—	—	1	—	—
62211	General medical & surgical hospitals . . . . .	(E)	(D)	(D)	1	—	—	—	—	—	—	1	—	—
623	Nursing & residential care facilities . . . . .	209	958	3 737	8	2	3	1	1	—	1	—	—	—
6231	Nursing care facilities . . . . .	(C)	(D)	(D)	2	—	—	—	1	—	1	—	—	—
62311	Nursing care facilities . . . . .	(C)	(D)	(D)	2	—	—	—	1	—	1	—	—	—
<b>71</b>	<b>Arts, entertainment &amp; recreation . . . . .</b>	<b>16</b>	<b>40</b>	<b>242</b>	<b>4</b>	<b>2</b>	<b>2</b>	<b>—</b>	<b>—</b>	<b>—</b>	<b>—</b>	<b>—</b>	<b>—</b>	<b>—</b>
<b>72</b>	<b>Accommodation &amp; food services . . . . .</b>	<b>414</b>	<b>807</b>	<b>3 709</b>	<b>29</b>	<b>12</b>	<b>4</b>	<b>3</b>	<b>9</b>	<b>1</b>	<b>—</b>	<b>—</b>	<b>—</b>	<b>—</b>
722	Food services & drinking places . . . . .	(E)	(D)	(D)	28	12	3	3	9	1	—	—	—	—
7221	Full-service restaurants . . . . .	161	257	1 275	12	6	—	3	2	1	—	—	—	—
72211	Full-service restaurants . . . . .	161	257	1 275	12	6	—	3	2	1	—	—	—	—
722110	Full-service restaurants . . . . .	161	257	1 275	12	6	—	3	2	1	—	—	—	—
7222	Limited-service eating places . . . . .	222	465	2 072	11	3	1	—	7	—	—	—	—	—
72221	Limited-service eating places . . . . .	222	465	2 072	11	3	1	—	7	—	—	—	—	—
<b>81</b>	<b>Other services (except public administration) . . . . .</b>	<b>167</b>	<b>520</b>	<b>2 210</b>	<b>59</b>	<b>45</b>	<b>12</b>	<b>2</b>	<b>—</b>	<b>—</b>	<b>—</b>	<b>—</b>	<b>—</b>	<b>—</b>
<b>99</b>	<b>Unclassified establishments . . . . .</b>	<b>9</b>	<b>23</b>	<b>118</b>	<b>5</b>	<b>4</b>	<b>1</b>	<b>—</b>	<b>—</b>	<b>—</b>	<b>—</b>	<b>—</b>	<b>—</b>	<b>—</b>
<b>WAYNE</b>														
	<b>Total . . . . .</b>	<b>33 317</b>	<b>194 816</b>	<b>812 691</b>	<b>1 709</b>	<b>791</b>	<b>379</b>	<b>239</b>	<b>195</b>	<b>50</b>	<b>33</b>	<b>15</b>	<b>3</b>	<b>4</b>
<b>11</b>	<b>Forestry, fishing, hunting, and agriculture support . . . . .</b>	<b>(A)</b>	<b>(D)</b>	<b>(D)</b>	<b>2</b>	<b>2</b>	<b>—</b>	<b>—</b>	<b>—</b>	<b>—</b>	<b>—</b>	<b>—</b>	<b>—</b>	<b>—</b>
<b>21</b>	<b>Mining . . . . .</b>	<b>(A)</b>	<b>(D)</b>	<b>(D)</b>	<b>2</b>	<b>1</b>	<b>—</b>	<b>1</b>	<b>—</b>	<b>—</b>	<b>—</b>	<b>—</b>	<b>—</b>	<b>—</b>
<b>22</b>	<b>Utilities . . . . .</b>	<b>(B)</b>	<b>(D)</b>	<b>(D)</b>	<b>2</b>	<b>—</b>	<b>—</b>	<b>1</b>	<b>1</b>	<b>—</b>	<b>—</b>	<b>—</b>	<b>—</b>	<b>—</b>

See footnotes at end of table.



**Table 6. Counties—Employees, Payroll, and Establishments by Industry: 2000—Con.**

[Excludes most government employees, railroad employees, and self-employed persons. Size class 1 to 4 includes establishments with payroll, but no employees, during mid-March pay period. (D) denotes figures withheld to avoid disclosing data for individual companies; the data are included in broader industry totals. Detailed industries with 100 or more employees are shown if industry was not a (D). For explanation of terms, abbreviations, and data reliability/comparability, see introductory text]

NAICS code	Industry	Number of employees for week including March 12	Payroll (\$1,000)		Total number of establishments	Number of establishments by employment-size class								
			First quarter	Annual		1 to 4	5 to 9	10 to 19	20 to 49	50 to 99	100 to 249	250 to 499	500 to 999	1,000 or more
<b>WAYNE—Con.</b>														
<b>23</b>	<b>Construction</b>	<b>1 250</b>	<b>7 685</b>	<b>34 345</b>	<b>167</b>	<b>96</b>	<b>32</b>	<b>25</b>	<b>12</b>	<b>1</b>	<b>1</b>			
233	Building, developing & general contracting	375	2 287	10 663	43	27	6	5	4		1			
2332	Residential building construction	(C)	(D)	(D)	31	21	4	4	2					
23321	Single-family housing construction	166	621	2 684	29	19	4	4	2					
233210	Single-family housing construction	166	621	2 684	29	19	4	4	2					
2333	Nonresidential building construction	(C)	(D)	(D)	10	5	2	1	1		1			
23332	Commercial & institutional bldg construction	171	1 467	6 545	9	4	2	1	1		1			
233320	Commercial & institutional bldg construction	171	1 467	6 545	9	4	2	1	1		1			
234	Heavy construction	110	631	3 214	9	6	1	1		1				
2341	Highway, street, bridge & tunnel construction	102	602	3 053	4	1	1	1		1				
235	Special trade contractors	765	4 767	20 468	115	63	25	19	8					
2351	Plumbing, heating & AC contractor	223	1 777	7 365	26	13	5	5	3					
23511	Plumbing, heating & AC contractor	223	1 777	7 365	26	13	5	5	3					
235110	Plumbing, heating & AC contractor	223	1 777	7 365	26	13	5	5	3					
2353	Electrical contractors	153	1 213	4 615	21	11	4	5	1					
23531	Electrical contractors	153	1 213	4 615	21	11	4	5	1					
235310	Electrical contractors	153	1 213	4 615	21	11	4	5	1					
2359	Other special trade contractors	145	704	3 249	25	12	7	5	1					
<b>31-33</b>	<b>Manufacturing</b>	<b>9 109</b>	<b>75 406</b>	<b>299 471</b>	<b>129</b>	<b>25</b>	<b>15</b>	<b>14</b>	<b>36</b>	<b>15</b>	<b>13</b>	<b>9</b>	<b>2</b>	
311	Food mfg	676	6 399	28 240	11	2		3	2	1	3			
3111	Animal food mfg	330	3 943	17 746	3				1	1	1			
31111	Animal food mfg	330	3 943	17 746	3				1	1	1			
3115	Dairy product mfg	(C)	(D)	(D)	2	1					1			
31151	Dairy product (exc frozen) mfg	(C)	(D)	(D)	1						1			
3118	Bakeries & tortilla mfg	(C)	(D)	(D)	5	1		3			1			
31182	Cookie, cracker & pasta mfg	(C)	(D)	(D)	1						1			
321	Wood product mfg	(C)	(D)	(D)	8	2	1	1	4					
322	Paper mfg	296	2 935	12 055	3				2		1			
3222	Converted paper product mfg	296	2 935	12 055	3				2		1			
32221	Paperboard container mfg	(E)	(D)	(D)	2				1		1			
323	Printing & related support activities	(C)	(D)	(D)	9	2	3		2	2				
3231	Printing & related support activities	(C)	(D)	(D)	9	2	3		2	2				
32311	Printing	(C)	(D)	(D)	9	2	3		2	2				
325	Chemical mfg	167	2 271	7 037	3				1	2				
326	Plastics & rubber products mfg	1 238	8 906	35 335	10	1	2		2	1	1	3		
3261	Plastics product mfg	(G)	(D)	(D)	9	1	2		1	1	1	3		
32611	Unsupported plastics film, sheet, & bag mfg	(E)	(D)	(D)	2						1	1		
32613	Laminated plastics plate, sheet & shape mfg	(E)	(D)	(D)	1							1		
32619	Other plastics product mfg	451	2 462	10 915	5	1	1		1	1				
326199	All other plastics product mfg	451	2 462	10 915	5	1	1		1	1		1		
327	Nonmetallic mineral product mfg	345	2 561	11 482	8	2	2	1	1		2			
3273	Cement & concrete product mfg	(C)	(D)	(D)	5	1	1	1	1		1			
32739	Other concrete product mfg	(C)	(D)	(D)	2		1				1			
3279	Other nonmetallic mineral product mfg	(C)	(D)	(D)	1						1			
32799	All other nonmetallic mineral product mfg	(C)	(D)	(D)	1						1			
331	Primary metal mfg	850	9 463	34 336	6	1			1	1	2	1		
3315	Foundries	(F)	(D)	(D)	4				1		2	1		
33151	Ferrous metal foundries	(F)	(D)	(D)	3				1		1	1		
33152	Nonferrous metal foundries	(C)	(D)	(D)	1						1			
332	Fabricated metal product mfg	1 016	8 357	34 003	19	6	3	1	5	1	2	1		
3321	Forging & stamping	(C)	(D)	(D)	1						1			
33211	Forging & stamping	(C)	(D)	(D)	1						1			
3323	Architectural & structural metals mfg	176	1 424	5 397	6	2	2		1		1			
33232	Ornamental & architectural metal prod mfg	(C)	(D)	(D)	4	1	1		1		1			
3327	Mach shops, turn prod, screw, nut, bolt mfg	(E)	(D)	(D)	6	2	1	1	1			1		
33271	Machine shops	(E)	(D)	(D)	6	2	1	1	1			1		
333	Machinery mfg	394	3 518	14 120	13	3	1	2	6		1			
3335	Metalworking machinery mfg	286	2 811	11 162	9	2	1	2	3		1			
33351	Metalworking machinery mfg	286	2 811	11 162	9	2	1	2	3		1			
334	Computer & electronic product mfg	817	5 853	21 255	5	1		2			1		1	
3346	Mfg & reproducing magnetic & optical media	(F)	(D)	(D)	2						1		1	
33461	Mfg & reproducing magnetic & optical media	(F)	(D)	(D)	2						1		1	
335	Electrical equip, appliance & component mfg	(F)	(D)	(D)	2						1		1	
3359	Other electrical equipment & component mfg	(F)	(D)	(D)	1								1	
33592	Communication & energy wire & cable mfg	(F)	(D)	(D)	1								1	
336	Transportation equipment mfg	729	4 402	17 007	6	1			2	1		2		
3362	Motor vehicle body & trailer mfg	(E)	(D)	(D)	1							1		
33621	Motor vehicle body & trailer mfg	(E)	(D)	(D)	1							1		
3363	Motor vehicle parts mfg	(C)	(D)	(D)	3				2	1				
33632	MV electrical & electronic equipment mfg	(C)	(D)	(D)	2				1	1				
3369	Other transportation equipment mfg	(E)	(D)	(D)	2	1						1		
33699	Other transportation equipment mfg	(E)	(D)	(D)	2	1						1		

See footnotes at end of table.

**Table 6. Counties—Employees, Payroll, and Establishments by Industry: 2000—Con.**

[Excludes most government employees, railroad employees, and self-employed persons. Size class 1 to 4 includes establishments with payroll, but no employees, during mid-March pay period. (D) denotes figures withheld to avoid disclosing data for individual companies; the data are included in broader industry totals. Detailed industries with 100 or more employees are shown if industry was not a (D). For explanation of terms, abbreviations, and data reliability/comparability, see introductory text]

NAICS code	Industry	Number of employees for week including March 12	Payroll (\$1,000)		Total number of establishments	Number of establishments by employment-size class																				
			First quarter	Annual		1 to 4	5 to 9	10 to 19	20 to 49	50 to 99	100 to 249	250 to 499	500 to 999	1,000 or more												
<b>WAYNE—Con.</b>																										
<b>31-33 Manufacturing—Con.</b>																										
337	Furniture & related product mfg . . . . .	699	4 940	20 700	3	—	—	—	1	—	—	2	—	—												
3371	HH & institutional furniture & kitchen cabinet mfg . . . . .	(E)	(D)	(D)	2	—	—	—	1	—	—	1	—													
33711	Wood kitchen cabinet & countertop mfg . . . . .	(E)	(D)	(D)	2	—	—	—	1	—	—	1	—													
3372	Office furniture (including fixtures) mfg . . . . .	(E)	(D)	(D)	1	—	—	—	—	—	—	1	—													
33721	Office furniture (including fixtures) mfg . . . . .	(E)	(D)	(D)	1	—	—	—	—	—	—	1	—													
339	Miscellaneous mfg . . . . .	626	4 430	16 423	21	3	3	3	7	5	—	—	—													
3399	Other miscellaneous mfg . . . . .	607	4 309	16 041	17	2	—	3	7	5	—	—	—													
33999	All other misc mfg . . . . .	533	3 810	14 166	11	—	—	1	5	5	—	—	—													
<b>42</b>	<b>Wholesale trade . . . . .</b>	<b>800</b>	<b>6 316</b>	<b>26 099</b>	<b>77</b>	<b>29</b>	<b>19</b>	<b>18</b>	<b>10</b>	<b>1</b>	—	—	—													
421	Wholesale trade, durable goods . . . . .	478	3 874	16 136	51	20	13	13	4	1	—	—	—													
4218	Machinery, equipment & supplies whsle . . . . .	131	931	3 679	15	5	4	5	1	—	—	—	—													
4219	Miscellaneous durable goods whsle . . . . .	144	1 143	4 858	6	1	1	2	1	1	—	—	—													
422	Wholesale trade, nondurable goods . . . . .	322	2 442	9 963	26	9	6	5	6	—	—	—	—													
4224	Grocery & related product whsle . . . . .	128	867	3 323	6	1	1	1	3	—	—	—	—													
4229	Miscellaneous nondurable goods whsle . . . . .	119	1 009	4 160	8	2	2	1	3	—	—	—	—													
<b>44-45</b>	<b>Retail trade . . . . .</b>	<b>4 780</b>	<b>18 765</b>	<b>77 417</b>	<b>327</b>	<b>119</b>	<b>96</b>	<b>63</b>	<b>33</b>	<b>7</b>	<b>7</b>	<b>2</b>	—													
441	Motor vehicle & parts dealers . . . . .	630	3 331	14 945	40	13	14	7	4	1	1	—	—													
4411	Automobile dealers . . . . .	168	1 039	4 263	14	6	4	2	1	1	—	—	—													
44111	New car dealers . . . . .	125	794	3 254	3	—	—	1	1	1	—	—	—													
441110	New car dealers . . . . .	125	794	3 254	3	—	—	1	1	1	—	—	—													
4412	Other motor vehicle dealers . . . . .	278	1 359	6 830	6	1	1	2	1	—	1	—	—													
44121	Recreational vehicle dealers . . . . .	(E)	(D)	(D)	2	—	—	—	1	—	1	—	—													
4413	Automotive parts, accessories & tire stores . . . . .	184	933	3 852	20	6	9	3	2	—	—	—	—													
44131	Automotive parts, accessories & tire stores . . . . .	143	670	2 786	14	4	6	2	2	—	—	—	—													
441310	Automotive parts, accessories & tire stores . . . . .	143	670	2 786	14	4	6	2	2	—	—	—	—													
442	Furniture & home furnishing stores . . . . .	112	696	2 978	13	5	3	3	2	—	—	—	—													
444	Bldg material & garden equip & supp dealers . . . . .	355	1 915	8 010	26	9	7	7	2	—	1	—	—													
4441	Building material & supplies dealers . . . . .	308	1 696	6 995	22	7	7	6	1	—	1	—	—													
44411	Home centers . . . . .	(C)	(D)	(D)	1	—	—	—	—	—	1	—	—													
44419	Other building material dealers . . . . .	137	940	3 789	12	2	3	6	1	—	—	—	—													
444190	Other building material dealers . . . . .	137	940	3 789	12	2	3	6	1	—	—	—	—													
445	Food & beverage stores . . . . .	745	2 233	8 793	51	22	13	7	4	4	1	—	—													
4451	Grocery stores . . . . .	623	1 896	7 404	25	6	8	2	4	4	1	—	—													
44511	Grocery (except convenience) stores . . . . .	572	1 769	6 906	19	6	4	—	4	4	1	—	—													
445110	Grocery (except convenience) stores . . . . .	572	1 769	6 906	19	6	4	—	4	4	1	—	—													
446	Health & personal care stores . . . . .	203	1 002	3 992	21	10	2	7	2	—	—	—	—													
4461	Health & personal care stores . . . . .	203	1 002	3 992	21	10	2	7	2	—	—	—	—													
44611	Pharmacies & drug stores . . . . .	138	758	3 024	9	2	—	5	2	—	—	—	—													
446110	Pharmacies & drug stores . . . . .	138	758	3 024	9	2	—	5	2	—	—	—	—													
447	Gasoline stations . . . . .	360	1 232	5 153	40	9	17	11	3	—	—	—	—													
4471	Gasoline stations . . . . .	360	1 232	5 153	40	9	17	11	3	—	—	—	—													
44711	Gasoline stations with convenience stores . . . . .	294	959	3 979	28	2	13	11	2	—	—	—	—													
447110	Gasoline stations with convenience stores . . . . .	294	959	3 979	28	2	13	11	2	—	—	—	—													
448	Clothing & clothing accessories stores . . . . .	219	607	2 668	27	8	11	7	1	—	—	—	—													
4481	Clothing stores . . . . .	104	263	1 086	12	2	7	2	1	—	—	—	—													
451	Sporting goods, hobby, book & music stores . . . . .	196	574	2 526	20	8	7	2	3	—	—	—	—													
4511	Sporting goods, hobby, musical instrument stores . . . . .	135	426	1 894	13	6	3	2	2	—	—	—	—													
452	General merchandise stores . . . . .	1 368	4 825	18 310	19	2	3	2	4	2	4	2	—													
4521	Department stores . . . . .	948	3 113	12 854	7	—	—	—	—	2	4	1	—													
45211	Department stores . . . . .	948	3 113	12 854	7	—	—	—	—	2	4	1	—													
452110	Department stores . . . . .	948	3 113	12 854	7	—	—	—	—	2	4	1	—													
4529	Other general merchandise stores . . . . .	420	1 712	5 456	12	2	3	2	4	—	—	1	—													
45291	Warehouse clubs & superstores . . . . .	(E)	(D)	(D)	1	—	—	—	—	—	—	1	—													
45299	All other general merchandise stores . . . . .	(C)	(D)	(D)	11	2	3	2	4	—	—	—	—													
453	Miscellaneous store retailers . . . . .	463	1 713	7 678	47	20	13	7	7	—	—	—	—													
4532	Office supplies, stationery & gift stores . . . . .	130	441	1 672	11	3	3	3	2	—	—	—	—													
4539	Other miscellaneous store retailers . . . . .	238	998	4 864	18	6	5	3	4	—	—	—	—													
45399	All other miscellaneous store retailers . . . . .	145	385	1 729	11	4	3	2	2	—	—	—	—													
453991	Tobacco stores . . . . .	108	266	1 166	5	—	3	—	2	—	—	—	—													
<b>48-49</b>	<b>Transportation &amp; warehousing . . . . .</b>	<b>536</b>	<b>2 962</b>	<b>14 004</b>	<b>58</b>	<b>36</b>	<b>8</b>	<b>7</b>	<b>5</b>	<b>1</b>	<b>1</b>	—	—													
484	Truck transportation . . . . .	474	2 636	11 861	47	29	6	6	4	1	1	—	—													
4841	General freight trucking . . . . .	353	1 868	7 419	25	16	—	4	3	1	1	—	—													
48412	General freight trucking, long-distance . . . . .	327	1 796	7 025	20	12	—	3	3	1	1	—	—													
484121	General freight trucking, long-distance, TL . . . . .	104	737	3 185	13	9	—	1	3	—	—	—	—													
484122	General freight trucking, long-distance, LTL . . . . .	223	1 059	3 840	7	3	—	2	—	1	1	—	—													
4842	Specialized freight trucking . . . . .	121	768	4 442	22	13	6	2	1	—	—	—	—													

See footnotes at end of table.

**Table 6. Counties—Employees, Payroll, and Establishments by Industry: 2000—Con.**

[Excludes most government employees, railroad employees, and self-employed persons. Size class 1 to 4 includes establishments with payroll, but no employees, during mid-March pay period. (D) denotes figures withheld to avoid disclosing data for individual companies; the data are included in broader industry totals. Detailed industries with 100 or more employees are shown if industry was not a (D). For explanation of terms, abbreviations, and data reliability/comparability, see introductory text]

NAICS code	Industry	Number of employees for week including March 12	Payroll (\$1,000)		Total number of establishments	Number of establishments by employment-size class								
			First quarter	Annual		1 to 4	5 to 9	10 to 19	20 to 49	50 to 99	100 to 249	250 to 499	500 to 999	1,000 or more
<b>WAYNE—Con.</b>														
<b>51</b>	<b>Information</b>	<b>432</b>	<b>2 899</b>	<b>11 553</b>	<b>19</b>	<b>5</b>	<b>4</b>	<b>5</b>	<b>3</b>	<b>1</b>	<b>1</b>	—	—	—
511	Publishing industries	(C)	(D)	(D)	5	2	1	1	—	—	1	—	—	—
5111	Newspaper, periodical, book, database publishers	(C)	(D)	(D)	5	2	1	1	—	—	1	—	—	—
51111	Newspaper publishers	(C)	(D)	(D)	3	—	1	1	—	—	1	—	—	—
513	Broadcasting & telecommunications	154	1 527	5 942	11	3	2	4	1	1	—	—	—	—
5133	Telecommunications	(C)	(D)	(D)	9	3	2	2	1	1	—	—	—	—
51331	Wired telecommunications carriers	(C)	(D)	(D)	6	2	1	1	1	1	—	—	—	—
<b>52</b>	<b>Finance &amp; insurance</b>	<b>985</b>	<b>6 855</b>	<b>26 890</b>	<b>120</b>	<b>61</b>	<b>40</b>	<b>11</b>	<b>5</b>	<b>2</b>	<b>1</b>	—	—	—
522	Credit intermediation & related activities	636	4 068	15 956	72	27	32	8	3	2	—	—	—	—
5221	Depository credit intermediation	549	3 566	13 950	49	12	24	8	3	2	—	—	—	—
52211	Commercial banking	255	1 739	6 074	28	6	16	4	2	—	—	—	—	—
522110	Commercial banking	255	1 739	6 074	28	6	16	4	2	—	—	—	—	—
52212	Savings institutions	208	1 416	6 187	8	1	3	1	1	2	—	—	—	—
522120	Savings institutions	208	1 416	6 187	8	1	3	1	1	2	—	—	—	—
524	Insurance carriers & related activities	318	2 257	8 781	37	25	6	3	2	—	1	—	—	—
5241	Insurance carriers	185	1 289	4 357	9	6	—	1	1	—	1	—	—	—
52412	Other direct insurance carriers	(C)	(D)	(D)	5	4	—	—	—	—	1	—	—	—
5242	Agencies & other insurance related activities	133	968	4 424	28	19	6	2	1	—	—	—	—	—
52421	Insurance agencies & brokerages	(C)	(D)	(D)	27	18	6	2	1	—	—	—	—	—
<b>53</b>	<b>Real estate &amp; rental &amp; leasing</b>	<b>265</b>	<b>1 343</b>	<b>5 638</b>	<b>58</b>	<b>41</b>	<b>9</b>	<b>7</b>	<b>1</b>	—	—	—	—	—
531	Real estate	136	599	2 450	34	27	3	3	1	—	—	—	—	—
532	Rental & leasing services	129	744	3 188	24	14	6	4	—	—	—	—	—	—
<b>54</b>	<b>Professional, scientific &amp; technical services</b>	<b>489</b>	<b>3 446</b>	<b>16 086</b>	<b>79</b>	<b>53</b>	<b>16</b>	<b>6</b>	<b>3</b>	—	<b>1</b>	—	—	—
541	Professional, scientific & technical services	489	3 446	16 086	79	53	16	6	3	—	1	—	—	—
5412	Accounting, tax prep, bookkeep, payroll services	226	1 831	8 388	15	8	4	—	2	—	1	—	—	—
54121	Accounting, tax prep, bookkeep, payroll services	226	1 831	8 388	15	8	4	—	2	—	1	—	—	—
<b>55</b>	<b>Management of companies &amp; enterprises</b>	<b>387</b>	<b>5 417</b>	<b>21 797</b>	<b>14</b>	<b>8</b>	<b>2</b>	—	<b>3</b>	—	—	<b>1</b>	—	—
551	Management of companies & enterprises	387	5 417	21 797	14	8	2	—	3	—	—	1	—	—
5511	Management of companies & enterprises	387	5 417	21 797	14	8	2	—	3	—	—	1	—	—
55111	Management of companies & enterprises	387	5 417	21 797	14	8	2	—	3	—	—	1	—	—
551114	Corp, subsidiary & regional managing offices	348	5 181	20 906	10	6	1	—	2	—	—	1	—	—
<b>56</b>	<b>Admin, support, waste mgt, remediation services</b>	<b>3 926</b>	<b>16 191</b>	<b>69 358</b>	<b>63</b>	<b>32</b>	<b>13</b>	<b>4</b>	<b>6</b>	<b>2</b>	<b>2</b>	<b>2</b>	—	<b>2</b>
561	Administrative & support services	3 897	15 983	68 562	60	30	13	4	5	2	2	2	—	2
5613	Employment services	3 564	14 266	61 304	11	1	1	—	2	1	2	2	—	2
56132	Temporary help services	1 633	3 951	15 648	6	—	—	—	2	1	1	1	—	1
561320	Temporary help services	1 633	3 951	15 648	6	—	—	—	2	1	1	1	—	1
56133	Employee leasing services	1 931	10 315	45 656	5	1	1	—	—	—	1	1	—	1
561330	Employee leasing services	1 931	10 315	45 656	5	1	1	—	—	—	1	1	—	1
5617	Services to buildings & dwellings	163	556	2 451	29	20	5	2	2	—	—	—	—	—
56172	Janitorial services	100	290	1 058	11	6	3	—	2	—	—	—	—	—
561720	Janitorial services	100	290	1 058	11	6	3	—	2	—	—	—	—	—
<b>61</b>	<b>Educational services</b>	<b>(G)</b>	<b>(D)</b>	<b>(D)</b>	<b>12</b>	<b>5</b>	<b>4</b>	—	<b>2</b>	—	—	—	—	<b>1</b>
611	Educational services	(G)	(D)	(D)	12	5	4	—	2	—	—	—	—	1
6113	Colleges, universities & professional schools	(G)	(D)	(D)	2	—	—	—	1	—	—	—	—	1
61131	Colleges, universities & professional schools	(G)	(D)	(D)	2	—	—	—	1	—	—	—	—	1
<b>62</b>	<b>Health care and social assistance</b>	<b>4 743</b>	<b>29 417</b>	<b>134 103</b>	<b>174</b>	<b>75</b>	<b>35</b>	<b>32</b>	<b>19</b>	<b>5</b>	<b>5</b>	<b>1</b>	<b>1</b>	<b>1</b>
621	Ambulatory health care services	1 171	9 115	45 234	115	54	24	19	15	2	1	—	—	—
6211	Offices of physicians	490	5 510	29 498	54	24	9	12	8	1	—	—	—	—
62111	Offices of physicians	490	5 510	29 498	54	24	9	12	8	1	—	—	—	—
621111	Offices of physicians (exc mental health)	483	5 467	29 332	51	21	9	12	8	1	—	—	—	—
6212	Offices of dentists	138	830	3 822	28	14	11	3	—	—	—	—	—	—
62121	Offices of dentists	138	830	3 822	28	14	11	3	—	—	—	—	—	—
621210	Offices of dentists	138	830	3 822	28	14	11	3	—	—	—	—	—	—
6214	Outpatient care centers	253	1 449	6 347	9	3	1	1	3	—	1	—	—	—
62142	Outpatient mental health, substance abuse ctrs	(C)	(D)	(D)	4	1	—	1	1	—	1	—	—	—
6216	Home health care services	(C)	(D)	(D)	2	—	—	—	1	1	—	—	—	—
62161	Home health care services	(C)	(D)	(D)	2	—	—	—	1	1	—	—	—	—
622	Hospitals	(G)	(D)	(D)	2	—	—	—	—	—	—	—	1	1
6221	General medical & surgical hospitals	(G)	(D)	(D)	1	—	—	—	—	—	—	—	—	1
62211	General medical & surgical hospitals	(G)	(D)	(D)	1	—	—	—	—	—	—	—	—	1
6222	Psychiatric & substance abuse hospitals	(F)	(D)	(D)	1	—	—	—	—	—	—	—	1	—
62221	Psychiatric & substance abuse hospitals	(F)	(D)	(D)	1	—	—	—	—	—	—	—	1	—
623	Nursing & residential care facilities	950	4 581	18 295	19	1	7	3	2	2	4	—	—	—
6231	Nursing care facilities	509	2 347	9 868	6	1	—	—	1	2	2	—	—	—
62311	Nursing care facilities	509	2 347	9 868	6	1	—	—	1	2	2	—	—	—
623110	Nursing care facilities	509	2 347	9 868	6	1	—	—	1	2	2	—	—	—
6233	Community care facilities for the elderly	(C)	(D)	(D)	2	—	—	—	1	—	1	—	—	—
62331	Community care facilities for the elderly	(C)	(D)	(D)	2	—	—	—	1	—	1	—	—	—
6239	Other residential care facilities	(C)	(D)	(D)	3	—	2	—	—	—	1	—	—	—
62399	Other residential care facilities	(C)	(D)	(D)	3	—	2	—	—	—	1	—	—	—

See footnotes at end of table.

**Table 6. Counties—Employees, Payroll, and Establishments by Industry: 2000—Con.**

[Excludes most government employees, railroad employees, and self-employed persons. Size class 1 to 4 includes establishments with payroll, but no employees, during mid-March pay period. (D) denotes figures withheld to avoid disclosing data for individual companies; the data are included in broader industry totals. Detailed industries with 100 or more employees are shown if industry was not a (D). For explanation of terms, abbreviations, and data reliability/comparability, see introductory text]

NAICS code	Industry	Number of employees for week including March 12	Payroll (\$1,000)		Total number of establishments	Number of establishments by employment-size class								
			First quarter	Annual		1 to 4	5 to 9	10 to 19	20 to 49	50 to 99	100 to 249	250 to 499	500 to 999	1,000 or more
<b>WAYNE—Con.</b>														
<b>62</b>	<b>Health care and social assistance—Con.</b>													
624	Social assistance . . . . .	(F)	(D)	(D)	38	20	4	10	2	1	—	1	—	—
6241	Individual & family services . . . . .	368	996	4 031	11	4	2	3	1	—	—	1	—	—
62412	Services for elderly & disabled persons . . . . .	341	871	3 569	7	3	—	2	1	—	—	1	—	—
624120	Services for elderly & disabled persons . . . . .	341	871	3 569	7	3	—	2	1	—	—	1	—	—
6244	Child day care services . . . . .	(C)	(D)	(D)	20	11	2	5	1	1	—	—	—	—
62441	Child day care services . . . . .	(C)	(D)	(D)	20	11	2	5	1	1	—	—	—	—
<b>71</b>	<b>Arts, entertainment &amp; recreation . . . . .</b>	<b>258</b>	<b>639</b>	<b>3 207</b>	<b>29</b>	<b>17</b>	<b>5</b>	<b>3</b>	<b>2</b>	<b>2</b>	<b>—</b>	<b>—</b>	<b>—</b>	<b>—</b>
713	Amusement, gambling & recreation industries . . . . .	204	417	2 020	16	9	1	2	2	2	—	—	—	—
7139	Other amusement & recreation industries . . . . .	(C)	(D)	(D)	15	8	1	2	2	2	—	—	—	—
<b>72</b>	<b>Accommodation &amp; food services . . . . .</b>	<b>2 804</b>	<b>6 664</b>	<b>27 151</b>	<b>137</b>	<b>30</b>	<b>27</b>	<b>26</b>	<b>41</b>	<b>12</b>	<b>1</b>	<b>—</b>	<b>—</b>	<b>—</b>
721	Accommodation . . . . .	315	725	3 054	16	4	5	3	2	1	1	—	—	—
7211	Traveler accommodation . . . . .	306	708	2 958	13	2	4	3	2	1	1	—	—	—
72111	Hotels (exc casino hotels) & motels . . . . .	306	708	2 958	13	2	4	3	2	1	1	—	—	—
721110	Hotels (exc casino hotels) & motels . . . . .	306	708	2 958	13	2	4	3	2	1	1	—	—	—
722	Food services & drinking places . . . . .	2 489	5 939	24 097	121	26	22	23	39	11	—	—	—	—
7221	Full-service restaurants . . . . .	1 108	3 040	12 714	44	7	6	10	14	7	—	—	—	—
72211	Full-service restaurants . . . . .	1 108	3 040	12 714	44	7	6	10	14	7	—	—	—	—
722110	Full-service restaurants . . . . .	1 108	3 040	12 714	44	7	6	10	14	7	—	—	—	—
7222	Limited-service eating places . . . . .	1 172	2 429	9 471	57	9	10	12	23	3	—	—	—	—
72221	Limited-service eating places . . . . .	1 172	2 429	9 471	57	9	10	12	23	3	—	—	—	—
722211	Limited-service restaurants . . . . .	1 011	2 113	8 028	44	6	5	8	23	2	—	—	—	—
722212	Cafeterias . . . . .	101	238	1 034	7	2	3	1	—	1	—	—	—	—
7223	Special food services . . . . .	148	309	1 292	5	2	—	—	2	1	—	—	—	—
72231	Food service contractors . . . . .	(C)	(D)	(D)	3	1	—	—	1	1	—	—	—	—
<b>81</b>	<b>Other services (except public administration) . . . . .</b>	<b>1 172</b>	<b>4 383</b>	<b>18 252</b>	<b>226</b>	<b>147</b>	<b>53</b>	<b>16</b>	<b>10</b>	<b>—</b>	<b>—</b>	<b>—</b>	<b>—</b>	<b>—</b>
811	Repair & maintenance . . . . .	375	1 907	7 415	69	46	15	4	4	—	—	—	—	—
8111	Automotive repair & maintenance . . . . .	263	1 400	5 579	49	34	11	1	3	—	—	—	—	—
81111	Automotive mechanical & electrical R&M . . . . .	168	1 096	4 483	31	21	8	—	2	—	—	—	—	—
811111	General automotive repair . . . . .	140	947	3 862	24	18	4	—	2	—	—	—	—	—
812	Personal & laundry services . . . . .	204	784	3 779	46	30	13	1	2	—	—	—	—	—
813	Religious, grantmaking, civic, prof & like organizations . . . . .	593	1 692	7 058	111	71	25	11	4	—	—	—	—	—
8131	Religious organizations . . . . .	340	1 045	4 237	63	39	16	5	3	—	—	—	—	—
81311	Religious organizations . . . . .	340	1 045	4 237	63	39	16	5	3	—	—	—	—	—
813110	Religious organizations . . . . .	340	1 045	4 237	63	39	16	5	3	—	—	—	—	—
8134	Civic & social organizations . . . . .	149	380	1 684	22	12	6	3	1	—	—	—	—	—
81341	Civic & social organizations . . . . .	149	380	1 684	22	12	6	3	1	—	—	—	—	—
813410	Civic & social organizations . . . . .	149	380	1 684	22	12	6	3	1	—	—	—	—	—
<b>95</b>	<b>Auxiliaries (exc corporate, subsidiary &amp; regional mgt) . . . . .</b>	<b>186</b>	<b>1 681</b>	<b>6 958</b>	<b>7</b>	<b>2</b>	<b>1</b>	<b>—</b>	<b>3</b>	<b>1</b>	<b>—</b>	<b>—</b>	<b>—</b>	<b>—</b>
<b>99</b>	<b>Unclassified establishments . . . . .</b>	<b>4</b>	<b>21</b>	<b>110</b>	<b>7</b>	<b>7</b>	<b>—</b>	<b>—</b>	<b>—</b>	<b>—</b>	<b>—</b>	<b>—</b>	<b>—</b>	<b>—</b>
<b>WELLS</b>														
	<b>Total . . . . .</b>	<b>11 419</b>	<b>69 102</b>	<b>282 110</b>	<b>608</b>	<b>314</b>	<b>119</b>	<b>78</b>	<b>65</b>	<b>10</b>	<b>13</b>	<b>7</b>	<b>1</b>	<b>1</b>
<b>11</b>	<b>Forestry, fishing, hunting, and agriculture support . . . . .</b>	<b>(A)</b>	<b>(D)</b>	<b>(D)</b>	<b>2</b>	<b>1</b>	<b>—</b>	<b>1</b>	<b>—</b>	<b>—</b>	<b>—</b>	<b>—</b>	<b>—</b>	<b>—</b>
<b>21</b>	<b>Mining . . . . .</b>	<b>(A)</b>	<b>(D)</b>	<b>(D)</b>	<b>1</b>	<b>—</b>	<b>—</b>	<b>1</b>	<b>—</b>	<b>—</b>	<b>—</b>	<b>—</b>	<b>—</b>	<b>—</b>
<b>23</b>	<b>Construction . . . . .</b>	<b>407</b>	<b>2 585</b>	<b>12 070</b>	<b>79</b>	<b>55</b>	<b>12</b>	<b>9</b>	<b>3</b>	<b>—</b>	<b>—</b>	<b>—</b>	<b>—</b>	<b>—</b>
233	Building, developing & general contracting . . . . .	141	1 048	4 707	27	21	2	2	2	—	—	—	—	—
235	Special trade contractors . . . . .	246	1 492	6 880	47	30	10	6	1	—	—	—	—	—
<b>31-33</b>	<b>Manufacturing . . . . .</b>	<b>3 729</b>	<b>28 400</b>	<b>116 920</b>	<b>49</b>	<b>13</b>	<b>6</b>	<b>4</b>	<b>13</b>	<b>2</b>	<b>5</b>	<b>5</b>	<b>1</b>	<b>—</b>
311	Food mfg . . . . .	510	3 256	12 201	4	—	—	—	2	—	1	1	—	—
3111	Animal food mfg . . . . .	(C)	(D)	(D)	1	—	—	—	—	—	1	—	—	—
31111	Animal food mfg . . . . .	(C)	(D)	(D)	1	—	—	—	—	—	1	—	—	—
3119	Other food mfg . . . . .	(E)	(D)	(D)	1	—	—	—	—	—	—	1	—	—
31191	Snack food mfg . . . . .	(E)	(D)	(D)	1	—	—	—	—	—	—	1	—	—
326	Plastics & rubber products mfg . . . . .	(F)	(D)	(D)	5	—	—	—	1	1	1	2	—	—
3262	Rubber product mfg . . . . .	794	4 622	20 625	3	—	—	—	—	—	1	2	—	—
32629	Other rubber product mfg . . . . .	794	4 622	20 625	3	—	—	—	—	—	1	2	—	—
326291	Rubber product mfg for mechanical use . . . . .	794	4 622	20 625	3	—	—	—	—	—	1	2	—	—
331	Primary metal mfg . . . . .	(C)	(D)	(D)	1	—	—	—	—	—	1	—	—	—
3315	Foundries . . . . .	(C)	(D)	(D)	1	—	—	—	—	—	1	—	—	—
33151	Ferrous metal foundries . . . . .	(C)	(D)	(D)	1	—	—	—	—	—	1	—	—	—
332	Fabricated metal product mfg . . . . .	336	2 626	9 585	10	3	2	—	4	—	1	—	—	—
3321	Forging & stamping . . . . .	(C)	(D)	(D)	2	1	—	—	—	—	1	—	—	—
33211	Forging & stamping . . . . .	(C)	(D)	(D)	2	1	—	—	—	—	1	—	—	—
333	Machinery mfg . . . . .	238	2 215	8 987	8	1	2	—	4	1	—	—	—	—
3335	Metalworking machinery mfg . . . . .	184	1 785	7 179	5	—	1	—	3	1	—	—	—	—
33351	Metalworking machinery mfg . . . . .	184	1 785	7 179	5	—	1	—	3	1	—	—	—	—
335	Electrical equip, appliance & component mfg . . . . .	(F)	(D)	(D)	2	—	—	—	1	—	—	—	—	—
3353	Electrical equipment mfg . . . . .	(F)	(D)	(D)	1	—	—	—	—	—	—	—	—	—
33531	Electrical equipment mfg . . . . .	(F)	(D)	(D)	1	—	—	—	—	—	—	—	—	—

See footnotes at end of table.

**Table 6. Counties—Employees, Payroll, and Establishments by Industry: 2000—Con.**

[Excludes most government employees, railroad employees, and self-employed persons. Size class 1 to 4 includes establishments with payroll, but no employees, during mid-March pay period. (D) denotes figures withheld to avoid disclosing data for individual companies; the data are included in broader industry totals. Detailed industries with 100 or more employees are shown if industry was not a (D). For explanation of terms, abbreviations, and data reliability/comparability, see introductory text]

NAICS code	Industry	Number of employees for week including March 12	Payroll (\$1,000)		Total number of establishments	Number of establishments by employment-size class									
			First quarter	Annual		1 to 4	5 to 9	10 to 19	20 to 49	50 to 99	100 to 249	250 to 499	500 to 999	1,000 or more	
<b>WELLS—Con.</b>															
<b>31-33 Manufacturing—Con.</b>															
336	Transportation equipment mfg .....	704	5 638	24 541	3	—	—	—	—	—	1	2	—	—	
3363	Motor vehicle parts mfg .....	704	5 638	24 541	3	—	—	—	—	—	1	2	—	—	
33635	MV transmission & power train parts mfg .....	(E)	(D)	(D)	1	—	—	—	—	—	—	1	—	—	
33636	Motor vehicle seating & interior trim mfg .....	(E)	(D)	(D)	1	—	—	—	—	—	—	1	—	—	
33637	Motor vehicle metal stamping .....	(C)	(D)	(D)	1	—	—	—	—	—	1	—	—	—	
<b>42</b>	<b>Wholesale trade .....</b>	<b>1 741</b>	<b>12 594</b>	<b>45 645</b>	<b>38</b>	<b>17</b>	<b>8</b>	<b>6</b>	<b>4</b>	<b>1</b>	<b>1</b>	—	—	<b>1</b>	
421	Wholesale trade, durable goods .....	118	807	3 649	15	8	3	2	2	—	—	—	—	—	
422	Wholesale trade, nondurable goods .....	1 623	11 787	41 996	23	9	5	4	2	1	1	—	—	1	
4222	Drugs & druggists' sundries whsle .....	(G)	(D)	(D)	3	—	—	1	1	—	—	—	—	1	
42221	Drugs & druggists' sundries whsle .....	(G)	(D)	(D)	3	—	—	1	1	—	—	—	—	1	
4229	Miscellaneous nondurable goods whsle .....	214	1 705	6 804	8	4	3	—	—	—	1	—	—	—	
42291	Farm supplies whsle .....	(C)	(D)	(D)	7	4	2	—	—	—	1	—	—	—	
<b>44-45</b>	<b>Retail trade .....</b>	<b>1 414</b>	<b>5 234</b>	<b>20 569</b>	<b>112</b>	<b>48</b>	<b>31</b>	<b>17</b>	<b>14</b>	—	<b>1</b>	<b>1</b>	—	—	
441	Motor vehicle & parts dealers .....	219	1 280	5 538	22	8	5	6	3	—	—	—	—	—	
4411	Automobile dealers .....	113	697	3 260	9	4	—	3	2	—	—	—	—	—	
44111	New car dealers .....	104	649	3 059	5	—	—	3	2	—	—	—	—	—	
441110	New car dealers .....	104	649	3 059	5	—	—	3	2	—	—	—	—	—	
444	Bldg material & garden equip & supp dealers .....	129	613	2 422	17	6	6	5	—	—	—	—	—	—	
445	Food & beverage stores .....	315	864	3 088	13	3	2	3	4	—	1	—	—	—	
4451	Grocery stores .....	(C)	(D)	(D)	6	—	—	2	3	—	1	—	—	—	
44511	Grocery (except convenience) stores .....	232	671	2 255	5	—	—	1	3	—	1	—	—	—	
445110	Grocery (except convenience) stores .....	232	671	2 255	5	—	—	1	3	—	1	—	—	—	
447	Gasoline stations .....	132	287	1 106	11	3	5	—	3	—	—	—	—	—	
4471	Gasoline stations .....	132	287	1 106	11	3	5	—	3	—	—	—	—	—	
44711	Gasoline stations with convenience stores .....	129	275	1 010	8	—	5	—	3	—	—	—	—	—	
447110	Gasoline stations with convenience stores .....	129	275	1 010	8	—	5	—	3	—	—	—	—	—	
452	General merchandise stores .....	396	1 320	4 748	9	4	3	—	1	—	—	1	—	—	
4529	Other general merchandise stores .....	(E)	(D)	(D)	8	3	3	—	1	—	—	1	—	—	
45291	Warehouse clubs & superstores .....	(E)	(D)	(D)	1	—	—	—	—	—	—	1	—	—	
<b>48-49</b>	<b>Transportation &amp; warehousing .....</b>	<b>234</b>	<b>1 674</b>	<b>7 172</b>	<b>16</b>	<b>10</b>	<b>2</b>	<b>2</b>	<b>1</b>	—	<b>1</b>	—	—	—	
484	Truck transportation .....	215	1 553	6 616	12	7	2	1	1	—	1	—	—	—	
4841	General freight trucking .....	190	1 394	5 942	7	4	1	—	1	—	1	—	—	—	
48412	General freight trucking, long-distance .....	(C)	(D)	(D)	6	4	—	—	1	—	1	—	—	—	
<b>51</b>	<b>Information .....</b>	<b>116</b>	<b>519</b>	<b>2 382</b>	<b>7</b>	<b>2</b>	—	<b>3</b>	<b>2</b>	—	—	—	—	—	
<b>52</b>	<b>Finance &amp; insurance .....</b>	<b>209</b>	<b>1 405</b>	<b>5 562</b>	<b>31</b>	<b>18</b>	<b>9</b>	<b>1</b>	<b>3</b>	—	—	—	—	—	
522	Credit intermediation & related activities .....	160	1 062	4 149	12	2	6	1	3	—	—	—	—	—	
5221	Depository credit intermediation .....	(C)	(D)	(D)	10	1	5	1	3	—	—	—	—	—	
52211	Commercial banking .....	131	888	3 476	7	1	2	1	3	—	—	—	—	—	
522110	Commercial banking .....	131	888	3 476	7	1	2	1	3	—	—	—	—	—	
<b>53</b>	<b>Real estate &amp; rental &amp; leasing .....</b>	<b>105</b>	<b>613</b>	<b>2 575</b>	<b>22</b>	<b>17</b>	<b>3</b>	<b>1</b>	<b>1</b>	—	—	—	—	—	
<b>54</b>	<b>Professional, scientific &amp; technical services .....</b>	<b>154</b>	<b>884</b>	<b>3 292</b>	<b>26</b>	<b>13</b>	<b>8</b>	<b>4</b>	<b>1</b>	—	—	—	—	—	
541	Professional, scientific & technical services .....	154	884	3 292	26	13	8	4	1	—	—	—	—	—	
<b>55</b>	<b>Management of companies &amp; enterprises .....</b>	<b>(A)</b>	<b>(D)</b>	<b>(D)</b>	<b>1</b>	<b>1</b>	—	—	—	—	—	—	—	—	
<b>56</b>	<b>Admin, support, waste mgt, remediation services .....</b>	<b>466</b>	<b>1 750</b>	<b>6 594</b>	<b>29</b>	<b>19</b>	<b>3</b>	<b>1</b>	<b>2</b>	<b>3</b>	<b>1</b>	—	—	—	
561	Administrative & support services .....	(E)	(D)	(D)	27	18	3	—	2	3	1	—	—	—	
5613	Employment services .....	355	1 461	4 934	4	—	—	—	—	3	1	—	—	—	
56132	Temporary help services .....	(E)	(D)	(D)	3	—	—	—	—	2	1	—	—	—	
<b>61</b>	<b>Educational services .....</b>	<b>20</b>	<b>104</b>	<b>591</b>	<b>5</b>	<b>4</b>	—	<b>1</b>	—	—	—	—	—	—	
<b>62</b>	<b>Health care and social assistance .....</b>	<b>1 452</b>	<b>9 230</b>	<b>40 669</b>	<b>40</b>	<b>14</b>	<b>8</b>	<b>7</b>	<b>5</b>	<b>1</b>	<b>4</b>	<b>1</b>	—	—	
621	Ambulatory health care services .....	309	3 133	14 983	22	9	8	3	1	—	1	—	—	—	
6211	Offices of physicians .....	(C)	(D)	(D)	6	2	1	1	1	—	1	—	—	—	
62111	Offices of physicians .....	(C)	(D)	(D)	6	2	1	1	1	—	1	—	—	—	
622	Hospitals .....	(F)	(D)	(D)	3	1	—	—	—	—	1	1	—	—	
6221	General medical & surgical hospitals .....	(F)	(D)	(D)	3	1	—	—	—	—	1	1	—	—	
62211	General medical & surgical hospitals .....	(F)	(D)	(D)	3	1	—	—	—	—	1	1	—	—	
623	Nursing & residential care facilities .....	392	1 764	7 572	9	2	—	2	2	1	2	—	—	—	
6231	Nursing care facilities .....	221	1 088	4 801	4	1	—	—	1	1	1	—	—	—	
62311	Nursing care facilities .....	221	1 088	4 801	4	1	—	—	1	1	1	—	—	—	
623110	Nursing care facilities .....	221	1 088	4 801	4	1	—	—	1	1	1	—	—	—	
6233	Community care facilities for the elderly .....	(C)	(D)	(D)	2	—	—	—	1	—	1	—	—	—	
62331	Community care facilities for the elderly .....	(C)	(D)	(D)	2	—	—	—	1	—	1	—	—	—	
624	Social assistance .....	(C)	(D)	(D)	6	2	—	2	2	—	—	—	—	—	
<b>71</b>	<b>Arts, entertainment &amp; recreation .....</b>	<b>38</b>	<b>71</b>	<b>429</b>	<b>6</b>	<b>3</b>	<b>2</b>	<b>1</b>	—	—	—	—	—	—	

See footnotes at end of table.

**Table 6. Counties—Employees, Payroll, and Establishments by Industry: 2000—Con.**

[Excludes most government employees, railroad employees, and self-employed persons. Size class 1 to 4 includes establishments with payroll, but no employees, during mid-March pay period. (D) denotes figures withheld to avoid disclosing data for individual companies; the data are included in broader industry totals. Detailed industries with 100 or more employees are shown if industry was not a (D). For explanation of terms, abbreviations, and data reliability/comparability, see introductory text]

NAICS code	Industry	Number of employees for week including March 12	Payroll (\$1,000)		Total number of establishments	Number of establishments by employment-size class								
			First quarter	Annual		1 to 4	5 to 9	10 to 19	20 to 49	50 to 99	100 to 249	250 to 499	500 to 999	1,000 or more
<b>WELLS—Con.</b>														
<b>72</b>	<b>Accommodation &amp; food services</b> .....	<b>664</b>	<b>1 593</b>	<b>7 229</b>	<b>37</b>	<b>13</b>	<b>7</b>	<b>3</b>	<b>12</b>	<b>2</b>	—	—	—	—
722	Food services & drinking places .....	(F)	(D)	(D)	36	12	7	3	12	2	—	—	—	—
7221	Full-service restaurants .....	358	1 026	4 718	16	5	4	1	4	2	—	—	—	—
72211	Full-service restaurants .....	358	1 026	4 718	16	5	4	1	4	2	—	—	—	—
722110	Full-service restaurants .....	358	1 026	4 718	16	5	4	1	4	2	—	—	—	—
7222	Limited-service eating places .....	286	514	2 240	14	2	2	2	8	—	—	—	—	—
72221	Limited-service eating places .....	286	514	2 240	14	2	2	2	8	—	—	—	—	—
722211	Limited-service restaurants .....	238	442	1 842	11	1	2	1	7	—	—	—	—	—
<b>81</b>	<b>Other services (except public administration)</b> .....	<b>626</b>	<b>2 259</b>	<b>9 249</b>	<b>101</b>	<b>61</b>	<b>20</b>	<b>15</b>	<b>4</b>	<b>1</b>	—	—	—	—
811	Repair & maintenance .....	215	1 170	4 776	32	22	3	5	1	1	—	—	—	—
8111	Automotive repair & maintenance .....	112	536	2 176	23	17	3	2	1	—	—	—	—	—
813	Religious, grantmaking, civic, prof & like organizations .....	346	850	3 369	55	32	11	9	3	—	—	—	—	—
8131	Religious organizations .....	268	652	2 701	38	22	6	8	2	—	—	—	—	—
81311	Religious organizations .....	268	652	2 701	38	22	6	8	2	—	—	—	—	—
813110	Religious organizations .....	268	652	2 701	38	22	6	8	2	—	—	—	—	—
<b>99</b>	<b>Unclassified establishments</b> .....	<b>12</b>	<b>14</b>	<b>248</b>	<b>6</b>	<b>5</b>	—	<b>1</b>	—	—	—	—	—	—
<b>WHITE</b>														
	<b>Total</b> .....	<b>9 347</b>	<b>51 088</b>	<b>214 996</b>	<b>699</b>	<b>419</b>	<b>126</b>	<b>74</b>	<b>48</b>	<b>15</b>	<b>12</b>	<b>4</b>	—	<b>1</b>
<b>11</b>	<b>Forestry, fishing, hunting, and agriculture support</b> .....	<b>(A)</b>	<b>(D)</b>	<b>(D)</b>	<b>3</b>	<b>3</b>	—	—	—	—	—	—	—	—
<b>21</b>	<b>Mining</b> .....	<b>(A)</b>	<b>(D)</b>	<b>(D)</b>	<b>2</b>	<b>1</b>	<b>1</b>	—	—	—	—	—	—	—
<b>22</b>	<b>Utilities</b> .....	<b>(C)</b>	<b>(D)</b>	<b>(D)</b>	<b>3</b>	<b>1</b>	—	—	<b>1</b>	<b>1</b>	—	—	—	—
221	Utilities .....	(C)	(D)	(D)	3	1	—	—	1	1	—	—	—	—
2211	Elec pwr generation, transmsn & distribution .....	(C)	(D)	(D)	2	—	—	—	1	1	—	—	—	—
22112	Electric pwr transmsn, control & distribution .....	(C)	(D)	(D)	2	—	—	—	1	1	—	—	—	—
<b>23</b>	<b>Construction</b> .....	<b>320</b>	<b>1 606</b>	<b>8 488</b>	<b>75</b>	<b>55</b>	<b>12</b>	<b>4</b>	<b>4</b>	—	—	—	—	—
235	Special trade contractors .....	182	982	4 847	38	26	7	2	3	—	—	—	—	—
<b>31-33</b>	<b>Manufacturing</b> .....	<b>3 959</b>	<b>26 598</b>	<b>104 458</b>	<b>50</b>	<b>14</b>	<b>9</b>	<b>6</b>	<b>3</b>	<b>7</b>	<b>7</b>	<b>3</b>	—	<b>1</b>
326	Plastics & rubber products mfg .....	402	2 496	10 524	3	—	—	—	—	2	—	1	—	—
3261	Plastics product mfg .....	402	2 496	10 524	3	—	—	—	—	2	—	1	—	—
32619	Other plastics product mfg .....	402	2 496	10 524	3	—	—	—	—	2	—	1	—	—
326199	All other plastics product mfg .....	402	2 496	10 524	3	—	—	—	—	2	—	1	—	—
332	Fabricated metal product mfg .....	1 009	8 804	35 289	14	5	2	1	1	—	4	1	—	—
3323	Architectural & structural metals mfg .....	(E)	(D)	(D)	2	—	—	—	—	—	2	—	—	—
33231	Plate work & fabricated structural prod mfg .....	(E)	(D)	(D)	2	—	—	—	—	—	2	—	—	—
3324	Boiler, tank & shipping container mfg .....	(C)	(D)	(D)	1	—	—	—	—	—	1	—	—	—
33243	Light gauge metal container mfg .....	(C)	(D)	(D)	1	—	—	—	—	—	1	—	—	—
3326	Spring & wire product mfg .....	(C)	(D)	(D)	1	—	—	—	—	—	1	—	—	—
33261	Spring & wire product mfg .....	(C)	(D)	(D)	1	—	—	—	—	—	1	—	—	—
3329	Other fabricated metal product mfg .....	(E)	(D)	(D)	1	—	—	—	—	—	—	1	—	—
33299	All other fabricated metal product mfg .....	(E)	(D)	(D)	1	—	—	—	—	—	—	1	—	—
333	Machinery mfg .....	271	2 094	9 185	5	—	2	1	—	1	1	—	—	—
3331	Ag, construction & mining machinery mfg .....	(C)	(D)	(D)	2	—	1	—	—	—	1	—	—	—
33311	Agricultural implement mfg .....	(C)	(D)	(D)	2	—	1	—	—	—	1	—	—	—
3335	Metalworking machinery mfg .....	(C)	(D)	(D)	3	—	1	1	—	1	—	—	—	—
33351	Metalworking machinery mfg .....	(C)	(D)	(D)	3	—	1	1	—	1	—	—	—	—
335	Electrical equip, appliance & component mfg .....	(E)	(D)	(D)	2	1	—	—	—	—	—	1	—	—
3353	Electrical equipment mfg .....	(E)	(D)	(D)	2	1	—	—	—	—	—	1	—	—
33531	Electrical equipment mfg .....	(E)	(D)	(D)	2	1	—	—	—	—	—	1	—	—
336	Transportation equipment mfg .....	(G)	(D)	(D)	1	—	—	—	—	—	—	—	—	1
3362	Motor vehicle body & trailer mfg .....	(G)	(D)	(D)	1	—	—	—	—	—	—	—	—	1
33621	Motor vehicle body & trailer mfg .....	(G)	(D)	(D)	1	—	—	—	—	—	—	—	—	1
337	Furniture & related product mfg .....	(C)	(D)	(D)	1	—	—	—	—	—	1	—	—	—
3372	Office furniture (including fixtures) mfg .....	(C)	(D)	(D)	1	—	—	—	—	—	1	—	—	—
33721	Office furniture (including fixtures) mfg .....	(C)	(D)	(D)	1	—	—	—	—	—	1	—	—	—
339	Miscellaneous mfg .....	225	1 088	4 356	5	2	—	—	1	1	1	—	—	—
3399	Other miscellaneous mfg .....	(C)	(D)	(D)	4	2	—	—	—	1	1	—	—	—
33999	All other misc mfg .....	(C)	(D)	(D)	1	—	—	—	—	—	1	—	—	—
<b>42</b>	<b>Wholesale trade</b> .....	<b>479</b>	<b>3 137</b>	<b>13 343</b>	<b>46</b>	<b>20</b>	<b>14</b>	<b>6</b>	<b>4</b>	<b>2</b>	—	—	—	—
421	Wholesale trade, durable goods .....	117	610	2 669	20	12	5	1	2	—	—	—	—	—
422	Wholesale trade, nondurable goods .....	362	2 527	10 674	26	8	9	5	2	2	—	—	—	—
4229	Miscellaneous nondurable goods whsle .....	262	1 895	8 033	13	5	2	3	1	2	—	—	—	—
42291	Farm supplies whsle .....	144	1 327	5 406	9	3	2	3	—	1	—	—	—	—
422910	Farm supplies whsle .....	144	1 327	5 406	9	3	2	3	—	1	—	—	—	—
42294	Tobacco & tobacco product whsle .....	(C)	(D)	(D)	2	—	—	—	1	1	—	—	—	—

See footnotes at end of table.

**Table 6. Counties—Employees, Payroll, and Establishments by Industry: 2000—Con.**

[Excludes most government employees, railroad employees, and self-employed persons. Size class 1 to 4 includes establishments with payroll, but no employees, during mid-March pay period. (D) denotes figures withheld to avoid disclosing data for individual companies; the data are included in broader industry totals. Detailed industries with 100 or more employees are shown if industry was not a (D). For explanation of terms, abbreviations, and data reliability/comparability, see introductory text]

NAICS code	Industry	Number of employees for week including March 12	Payroll (\$1,000)		Total number of establishments	Number of establishments by employment-size class								
			First quarter	Annual		1 to 4	5 to 9	10 to 19	20 to 49	50 to 99	100 to 249	250 to 499	500 to 999	1,000 or more
	<b>WHITE—Con.</b>													
<b>44-45</b>	<b>Retail trade</b> .....	<b>1 604</b>	<b>6 095</b>	<b>26 833</b>	<b>121</b>	<b>52</b>	<b>37</b>	<b>17</b>	<b>12</b>	—	<b>2</b>	<b>1</b>	—	—
441	Motor vehicle & parts dealers .....	225	1 472	6 373	17	3	7	2	5	—	—	—	—	—
4411	Automobile dealers .....	129	948	4 106	9	2	3	1	3	—	—	—	—	—
44111	New car dealers .....	115	856	3 801	6	—	2	1	3	—	—	—	—	—
441110	New car dealers .....	115	856	3 801	6	—	2	1	3	—	—	—	—	—
444	Bldg material & garden equip & supp dealers .....	185	1 047	4 021	18	5	6	4	3	—	—	—	—	—
445	Food & beverage stores .....	287	857	3 744	16	8	3	2	2	—	<b>1</b>	—	—	—
4451	Grocery stores (E) .....	(D)	(D)	(D)	10	5	—	2	2	—	<b>1</b>	—	—	—
44511	Grocery (except convenience) stores .....	262	804	3 301	9	4	—	2	2	—	<b>1</b>	—	—	—
445110	Grocery (except convenience) stores .....	262	804	3 301	9	4	—	2	2	—	<b>1</b>	—	—	—
447	Gasoline stations .....	200	567	2 411	22	6	11	4	1	—	—	—	—	—
4471	Gasoline stations .....	200	567	2 411	22	6	11	4	1	—	—	—	—	—
44711	Gasoline stations with convenience stores .....	165	456	2 007	15	2	8	4	1	—	—	—	—	—
447110	Gasoline stations with convenience stores .....	165	456	2 007	15	2	8	4	1	—	—	—	—	—
452	General merchandise stores .....	477	1 081	5 684	5	1	2	—	—	—	<b>1</b>	<b>1</b>	—	—
4521	Department stores (C) .....	(D)	(D)	(D)	1	—	—	—	—	—	<b>1</b>	—	—	—
45211	Department stores (C) .....	(D)	(D)	(D)	1	—	—	—	—	—	<b>1</b>	—	—	—
4529	Other general merchandise stores (E) .....	(D)	(D)	(D)	4	1	2	—	—	—	—	<b>1</b>	—	—
45291	Warehouse clubs & superstores (E) .....	(D)	(D)	(D)	1	—	—	—	—	—	—	<b>1</b>	—	—
<b>48-49</b>	<b>Transportation &amp; warehousing</b> .....	<b>249</b>	<b>1 260</b>	<b>6 379</b>	<b>42</b>	<b>33</b>	<b>3</b>	<b>4</b>	—	<b>2</b>	—	—	—	—
484	Truck transportation .....	244	1 248	6 295	38	29	3	4	—	<b>2</b>	—	—	—	—
4841	General freight trucking .....	113	858	3 786	20	16	2	1	—	<b>1</b>	—	—	—	—
4842	Specialized freight trucking .....	131	390	2 509	18	13	1	3	—	<b>1</b>	—	—	—	—
48422	Specialized freight (exc used) trucking, local .....	106	189	1 342	9	5	1	2	—	<b>1</b>	—	—	—	—
484220	Specialized freight (exc used) trucking, local .....	106	189	1 342	9	5	1	2	—	<b>1</b>	—	—	—	—
<b>51</b>	<b>Information</b> .....	<b>138</b>	<b>1 000</b>	<b>3 002</b>	<b>9</b>	<b>4</b>	—	<b>3</b>	<b>2</b>	—	—	—	—	—
<b>52</b>	<b>Finance &amp; insurance</b> .....	<b>225</b>	<b>1 435</b>	<b>6 069</b>	<b>45</b>	<b>31</b>	<b>5</b>	<b>7</b>	<b>2</b>	—	—	—	—	—
522	Credit intermediation & related activities .....	147	868	3 791	14	3	4	5	2	—	—	—	—	—
5221	Depository credit intermediation (C) .....	(D)	(D)	(D)	13	2	4	5	2	—	—	—	—	—
52211	Commercial banking .....	130	730	3 189	11	2	3	4	2	—	—	—	—	—
522110	Commercial banking .....	130	730	3 189	11	2	3	4	2	—	—	—	—	—
<b>53</b>	<b>Real estate &amp; rental &amp; leasing</b> .....	<b>57</b>	<b>180</b>	<b>921</b>	<b>16</b>	<b>14</b>	<b>1</b>	—	<b>1</b>	—	—	—	—	—
<b>54</b>	<b>Professional, scientific &amp; technical services</b> .....	<b>127</b>	<b>587</b>	<b>2 595</b>	<b>44</b>	<b>36</b>	<b>6</b>	<b>1</b>	<b>1</b>	—	—	—	—	—
541	Professional, scientific & technical services .....	127	587	2 595	44	36	6	1	1	—	—	—	—	—
<b>55</b>	<b>Management of companies &amp; enterprises</b> .....	<b>(B)</b>	<b>(D)</b>	<b>(D)</b>	<b>2</b>	—	—	<b>1</b>	—	<b>1</b>	—	—	—	—
<b>56</b>	<b>Admin, support, waste mgt, remediation services</b> .....	<b>281</b>	<b>1 117</b>	<b>4 735</b>	<b>25</b>	<b>15</b>	<b>4</b>	<b>2</b>	<b>3</b>	—	<b>1</b>	—	—	—
561	Administrative & support services .....	256	965	4 238	20	12	3	1	3	—	<b>1</b>	—	—	—
5613	Employment services (C) .....	(D)	(D)	(D)	3	1	—	—	<b>1</b>	—	<b>1</b>	—	—	—
56132	Temporary help services (C) .....	(D)	(D)	(D)	2	—	—	—	<b>1</b>	—	<b>1</b>	—	—	—
<b>61</b>	<b>Educational services</b> .....	<b>(A)</b>	<b>(D)</b>	<b>(D)</b>	<b>1</b>	—	<b>1</b>	—	—	—	—	—	—	—
<b>62</b>	<b>Health care and social assistance</b> .....	<b>647</b>	<b>3 292</b>	<b>14 138</b>	<b>38</b>	<b>16</b>	<b>13</b>	<b>5</b>	<b>1</b>	<b>1</b>	<b>2</b>	—	—	—
621	Ambulatory health care services .....	177	826	3 676	28	13	12	2	1	—	—	—	—	—
622	Hospitals .....	(C)	(D)	(D)	1	—	—	—	—	—	<b>1</b>	—	—	—
6221	General medical & surgical hospitals .....	(C)	(D)	(D)	1	—	—	—	—	—	<b>1</b>	—	—	—
62211	General medical & surgical hospitals .....	(C)	(D)	(D)	1	—	—	—	—	—	<b>1</b>	—	—	—
623	Nursing & residential care facilities .....	(C)	(D)	(D)	1	—	—	—	—	—	<b>1</b>	—	—	—
6231	Nursing care facilities (C) .....	(D)	(D)	(D)	1	—	—	—	—	—	<b>1</b>	—	—	—
62311	Nursing care facilities (C) .....	(D)	(D)	(D)	1	—	—	—	—	—	<b>1</b>	—	—	—
624	Social assistance .....	(C)	(D)	(D)	8	3	1	3	—	<b>1</b>	—	—	—	—
<b>71</b>	<b>Arts, entertainment &amp; recreation</b> .....	<b>98</b>	<b>484</b>	<b>4 617</b>	<b>20</b>	<b>15</b>	<b>2</b>	<b>2</b>	<b>1</b>	—	—	—	—	—
<b>72</b>	<b>Accommodation &amp; food services</b> .....	<b>660</b>	<b>1 253</b>	<b>6 490</b>	<b>69</b>	<b>39</b>	<b>6</b>	<b>12</b>	<b>11</b>	<b>1</b>	—	—	—	—
722	Food services & drinking places .....	626	1 174	5 980	63	34	6	12	10	<b>1</b>	—	—	—	—
7221	Full-service restaurants .....	259	514	2 329	26	11	3	7	5	—	—	—	—	—
72211	Full-service restaurants .....	259	514	2 329	26	11	3	7	5	—	—	—	—	—
722110	Full-service restaurants .....	259	514	2 329	26	11	3	7	5	—	—	—	—	—
7222	Limited-service eating places .....	318	591	3 318	24	14	1	3	5	<b>1</b>	—	—	—	—
72221	Limited-service eating places .....	318	591	3 318	24	14	1	3	5	<b>1</b>	—	—	—	—
722211	Limited-service restaurants .....	283	516	2 807	18	9	1	3	4	<b>1</b>	—	—	—	—
<b>81</b>	<b>Other services (except public administration)</b> .....	<b>275</b>	<b>745</b>	<b>3 450</b>	<b>85</b>	<b>67</b>	<b>12</b>	<b>4</b>	<b>2</b>	—	—	—	—	—
813	Religious, grantmaking, civic, prof & like organizations .....	152	314	1 398	39	29	5	4	1	—	—	—	—	—
<b>99</b>	<b>Unclassified establishments</b> .....	—	—	<b>19</b>	<b>3</b>	<b>3</b>	—	—	—	—	—	—	—	—

See footnotes at end of table.

**Table 6. Counties—Employees, Payroll, and Establishments by Industry: 2000—Con.**

[Excludes most government employees, railroad employees, and self-employed persons. Size class 1 to 4 includes establishments with payroll, but no employees, during mid-March pay period. (D) denotes figures withheld to avoid disclosing data for individual companies; the data are included in broader industry totals. Detailed industries with 100 or more employees are shown if industry was not a (D). For explanation of terms, abbreviations, and data reliability/comparability, see introductory text]

NAICS code	Industry	Number of employees for week including March 12	Payroll (\$1,000)		Total number of establishments	Number of establishments by employment-size class								
			First quarter	Annual		1 to 4	5 to 9	10 to 19	20 to 49	50 to 99	100 to 249	250 to 499	500 to 999	1,000 or more
<b>WHITLEY</b>														
	<b>Total</b> .....	<b>11 636</b>	<b>71 241</b>	<b>295 807</b>	<b>696</b>	<b>360</b>	<b>136</b>	<b>102</b>	<b>50</b>	<b>25</b>	<b>15</b>	<b>7</b>	<b>1</b>	<b>-</b>
11	Forestry, fishing, hunting, and agriculture support .....	(A)	(D)	(D)	3	2	1	-	-	-	-	-	-	-
22	Utilities .....	(B)	(D)	(D)	2	-	1	-	-	1	-	-	-	-
23	Construction .....	518	3 394	15 133	87	56	16	13	-	2	-	-	-	-
233	Building, developing & general contracting .....	158	885	3 665	32	26	3	2	-	1	-	-	-	-
2333	Nonresidential building construction .....	100	614	2 458	4	-	1	2	-	1	-	-	-	-
23332	Commercial & institutional bldg construction ..	100	614	2 458	4	-	1	2	-	1	-	-	-	-
233320	Commercial & institutional bldg construction ..	100	614	2 458	4	-	1	2	-	1	-	-	-	-
235	Special trade contractors .....	297	1 715	8 077	48	25	12	11	-	-	-	-	-	-
31-33	<b>Manufacturing</b> .....	<b>4 798</b>	<b>36 452</b>	<b>155 757</b>	<b>70</b>	<b>10</b>	<b>12</b>	<b>10</b>	<b>12</b>	<b>12</b>	<b>9</b>	<b>4</b>	<b>1</b>	<b>-</b>
321	Wood product mfg .....	241	1 587	7 001	4	1	-	-	-	2	1	-	-	-
3219	Other wood product mfg .....	(C)	(D)	(D)	3	1	-	-	-	1	1	-	-	-
32199	All other wood product mfg .....	(C)	(D)	(D)	3	1	-	-	-	1	1	-	-	-
326	Plastics & rubber products mfg .....	581	2 938	11 463	5	-	-	2	1	-	1	1	-	-
3261	Plastics product mfg .....	(C)	(D)	(D)	2	-	-	1	-	-	1	-	-	-
32619	Other plastics product mfg .....	(C)	(D)	(D)	2	-	-	1	-	-	1	-	-	-
3262	Rubber product mfg .....	(E)	(D)	(D)	3	-	-	1	1	-	-	1	-	-
32629	Other rubber product mfg .....	(E)	(D)	(D)	3	-	-	1	1	-	-	1	-	-
331	Primary metal mfg .....	682	6 833	30 585	7	2	1	-	1	1	1	1	-	-
3313	Alumina & aluminum production & processing ..	(C)	(D)	(D)	1	-	-	-	-	-	1	-	-	-
33131	Alumina & aluminum production & processing ..	(C)	(D)	(D)	1	-	-	-	-	-	1	-	-	-
3314	Nonferrous (exc alum) production & processing .	(C)	(D)	(D)	2	-	-	-	1	1	-	-	-	-
33142	Copper rolling, drawing, extruding & alloying .	(C)	(D)	(D)	2	-	-	-	1	1	-	-	-	-
3315	Foundries .....	(E)	(D)	(D)	2	-	1	-	-	-	-	1	-	-
33152	Nonferrous metal foundries .....	(E)	(D)	(D)	1	-	-	-	-	-	-	1	-	-
332	Fabricated metal product mfg .....	807	7 099	28 979	21	5	5	3	4	1	3	-	-	-
3327	Mach shops, turn prod, screw, nut, bolt mfg ....	392	3 601	15 366	12	4	3	2	1	1	1	-	-	-
33271	Machine shops .....	(C)	(D)	(D)	10	4	2	2	1	1	-	-	-	-
33272	Turned product & screw, nut & bolt mfg .....	(C)	(D)	(D)	2	-	1	-	-	-	1	-	-	-
3328	Coating, engrave, heat treating & oth activity ...	(C)	(D)	(D)	2	-	-	-	1	-	1	-	-	-
33281	Coating, engrave, heat treating & oth activity .	(C)	(D)	(D)	2	-	-	-	1	-	1	-	-	-
3329	Other fabricated metal product mfg .....	(C)	(D)	(D)	3	1	1	-	-	-	1	-	-	-
33299	All other fabricated metal product mfg .....	(C)	(D)	(D)	3	1	1	-	-	-	1	-	-	-
333	Machinery mfg .....	149	1 435	5 224	4	-	-	2	-	2	-	-	-	-
334	Computer & electronic product mfg .....	(C)	(D)	(D)	3	-	1	-	-	1	1	-	-	-
3345	Nav, measuring, medical, control instruments mfg ..	(C)	(D)	(D)	3	-	1	-	-	1	1	-	-	-
33451	Nav, measuring, medical, control instruments mfg ..	(C)	(D)	(D)	3	-	1	-	-	1	1	-	-	-
335	Electrical equip, appliance & component mfg .....	568	3 606	16 106	4	-	-	-	-	2	1	1	-	-
3352	Household appliance mfg .....	(C)	(D)	(D)	1	-	-	-	-	-	1	-	-	-
33521	Small electrical appliance mfg .....	(C)	(D)	(D)	1	-	-	-	-	-	1	-	-	-
3359	Other electrical equipment & component mfg ...	(E)	(D)	(D)	3	-	-	-	-	2	-	1	-	-
33592	Communication & energy wire & cable mfg ...	(E)	(D)	(D)	1	-	-	-	-	-	-	1	-	-
33599	All oth electrical equipment & component mfg .....	(C)	(D)	(D)	2	-	-	-	-	2	-	-	-	-
336	Transportation equipment mfg .....	1 213	8 784	36 471	7	-	-	-	3	2	-	1	1	-
3363	Motor vehicle parts mfg .....	(G)	(D)	(D)	5	-	-	-	1	2	-	1	1	-
33632	MV electrical & electronic equipment mfg ....	(E)	(D)	(D)	2	-	-	-	-	1	-	1	-	-
33633	Motor vehicle steering & suspension parts mfg .....	(F)	(D)	(D)	1	-	-	-	-	-	-	-	1	-
339	Miscellaneous mfg .....	(C)	(D)	(D)	2	-	-	-	1	-	1	-	-	-
3399	Other miscellaneous mfg .....	(C)	(D)	(D)	2	-	-	-	1	-	1	-	-	-
33999	All other misc mfg .....	(C)	(D)	(D)	1	-	-	-	-	-	1	-	-	-
42	<b>Wholesale trade</b> .....	<b>261</b>	<b>2 018</b>	<b>8 416</b>	<b>34</b>	<b>14</b>	<b>11</b>	<b>5</b>	<b>4</b>	<b>-</b>	<b>-</b>	<b>-</b>	<b>-</b>	<b>-</b>
421	Wholesale trade, durable goods .....	157	1 316	5 463	22	10	8	1	3	-	-	-	-	-
422	Wholesale trade, nondurable goods .....	104	702	2 953	12	4	3	4	1	-	-	-	-	-
44-45	<b>Retail trade</b> .....	<b>1 735</b>	<b>7 372</b>	<b>28 359</b>	<b>108</b>	<b>46</b>	<b>31</b>	<b>18</b>	<b>8</b>	<b>1</b>	<b>2</b>	<b>2</b>	<b>-</b>	<b>-</b>
441	Motor vehicle & parts dealers .....	188	1 375	6 208	19	8	5	3	3	-	-	-	-	-
4411	Automobile dealers .....	(C)	(D)	(D)	8	4	1	-	3	-	-	-	-	-
444	Bldg material & garden equip & supp dealers .....	124	961	2 820	13	5	3	3	2	-	-	-	-	-
445	Food & beverage stores .....	347	1 159	4 474	15	7	-	3	3	1	1	-	-	-
4451	Grocery stores .....	326	1 099	4 240	11	4	-	2	3	1	1	-	-	-
44511	Grocery (except convenience) stores .....	299	1 014	3 867	8	3	-	-	3	1	1	-	-	-
445110	Grocery (except convenience) stores .....	299	1 014	3 867	8	3	-	-	3	1	1	-	-	-
447	Gasoline stations .....	221	471	1 848	17	5	9	2	-	-	1	-	-	-
4471	Gasoline stations .....	221	471	1 848	17	5	9	2	-	-	1	-	-	-
44719	Other gasoline stations .....	135	205	792	7	3	3	-	-	-	1	-	-	-
447190	Other gasoline stations .....	135	205	792	7	3	3	-	-	-	1	-	-	-
452	General merchandise stores .....	(E)	(D)	(D)	4	1	1	-	-	-	-	1	-	-
4521	Department stores .....	(E)	(D)	(D)	1	-	-	-	-	-	-	1	-	-
45211	Department stores .....	(E)	(D)	(D)	1	-	-	-	-	-	-	1	-	-

See footnotes at end of table.



**Table 6. Counties—Employees, Payroll, and Establishments by Industry: 2000—Con.**

[Excludes most government employees, railroad employees, and self-employed persons. Size class 1 to 4 includes establishments with payroll, but no employees, during mid-March pay period. (D) denotes figures withheld to avoid disclosing data for individual companies; the data are included in broader industry totals. Detailed industries with 100 or more employees are shown if industry was not a (D). For explanation of terms, abbreviations, and data reliability/comparability, see introductory text]

NAICS code	Industry	Number of employees for week including March 12	Payroll (\$1,000)		Total number of establishments	Number of establishments by employment-size class								
			First quarter	Annual		1 to 4	5 to 9	10 to 19	20 to 49	50 to 99	100 to 249	250 to 499	500 to 999	1,000 or more
<b>WHITLEY—Con.</b>														
<b>44-45 Retail trade—Con.</b>														
454	Nonstore retailers .....	330	1 591	5 215	5	1	2	1	—	—	—	1	—	—
4541	Electronic shopping & mail-order houses .....	(E)	(D)	(D)	2	—	—	1	—	—	—	1	—	—
45411	Electronic shopping & mail-order houses .....	(E)	(D)	(D)	2	—	—	1	—	—	—	1	—	—
<b>48-49 Transportation &amp; warehousing .....</b>														
484	Truck transportation .....	128	916	3 853	14	8	4	—	2	—	—	—	—	—
<b>51 Information .....</b>														
51	Information .....	129	677	2 638	8	3	—	4	—	1	—	—	—	—
<b>52 Finance &amp; insurance .....</b>														
522	Credit intermediation & related activities .....	167	1 347	4 931	19	8	4	6	1	—	—	—	—	—
5221	Depository credit intermediation .....	133	923	3 362	13	4	4	4	1	—	—	—	—	—
<b>53 Real estate &amp; rental &amp; leasing .....</b>														
53	Real estate & rental & leasing .....	59	303	1 541	20	17	1	2	—	—	—	—	—	—
<b>54 Professional, scientific &amp; technical services .....</b>														
541	Professional, scientific & technical services .....	207	1 009	3 960	44	32	6	4	2	—	—	—	—	—
<b>55 Management of companies &amp; enterprises .....</b>														
551	Management of companies & enterprises .....	(E)	(D)	(D)	2	—	—	1	—	—	1	—	—	—
5511	Management of companies & enterprises .....	(E)	(D)	(D)	2	—	—	1	—	—	1	—	—	—
55111	Management of companies & enterprises .....	(E)	(D)	(D)	2	—	—	1	—	—	1	—	—	—
<b>56 Admin, support, waste mgt, remediation services .....</b>														
561	Administrative & support services .....	(F)	(D)	(D)	34	23	2	5	1	1	2	—	—	—
5611	Office administrative services .....	(C)	(D)	(D)	1	—	—	—	—	—	1	—	—	—
56111	Office administrative services .....	(C)	(D)	(D)	1	—	—	—	—	—	1	—	—	—
5613	Employment services .....	240	867	2 656	5	—	—	3	—	1	1	—	—	—
56132	Temporary help services .....	(C)	(D)	(D)	3	—	—	1	—	1	1	—	—	—
<b>61 Educational services .....</b>														
61	Educational services .....	8	28	101	3	3	—	—	—	—	—	—	—	—
<b>62 Health care and social assistance .....</b>														
621	Ambulatory health care services .....	(C)	(D)	(D)	24	13	7	2	1	1	—	—	—	—
622	Hospitals .....	(E)	(D)	(D)	1	—	—	—	—	—	—	1	—	—
6221	General medical & surgical hospitals .....	(E)	(D)	(D)	1	—	—	—	—	—	—	1	—	—
62211	General medical & surgical hospitals .....	(E)	(D)	(D)	1	—	—	—	—	—	—	1	—	—
623	Nursing & residential care facilities .....	276	1 136	5 447	12	3	4	3	—	1	1	—	—	—
6231	Nursing care facilities .....	199	809	4 186	3	1	—	—	—	1	1	—	—	—
62311	Nursing care facilities .....	199	809	4 186	3	1	—	—	—	1	1	—	—	—
623110	Nursing care facilities .....	199	809	4 186	3	1	—	—	—	1	1	—	—	—
624	Social assistance .....	(C)	(D)	(D)	7	3	—	1	1	2	—	—	—	—
<b>71 Arts, entertainment &amp; recreation .....</b>														
71	Arts, entertainment & recreation .....	43	87	448	6	2	2	2	—	—	—	—	—	—
<b>72 Accommodation &amp; food services .....</b>														
722	Food services & drinking places .....	805	1 580	6 820	55	19	10	10	15	1	—	—	—	—
7221	Full-service restaurants .....	456	937	4 031	29	10	4	7	7	1	—	—	—	—
72211	Full-service restaurants .....	456	937	4 031	29	10	4	7	7	1	—	—	—	—
722110	Full-service restaurants .....	456	937	4 031	29	10	4	7	7	1	—	—	—	—
7222	Limited-service eating places .....	316	565	2 498	17	4	2	3	8	—	—	—	—	—
72221	Limited-service eating places .....	316	565	2 498	17	4	2	3	8	—	—	—	—	—
<b>81 Other services (except public administration) .....</b>														
811	Repair & maintenance .....	201	1 302	5 086	32	22	8	—	—	2	—	—	—	—
8113	Commercial equipment (exc auto & elec) .....													
81131	R&M .....	123	930	3 524	6	4	—	—	—	2	—	—	—	—
811310	Commercial equipment (exc auto & elec) .....													
811310	R&M .....	123	930	3 524	6	4	—	—	—	2	—	—	—	—
811310	Commercial equipment (exc auto & elec) .....													
811310	R&M .....	123	930	3 524	6	4	—	—	—	2	—	—	—	—
813	Religious, grantmaking, civic, prof & like organizations .....	311	752	2 973	47	31	4	10	2	—	—	—	—	—
8131	Religious organizations .....	178	473	1 942	26	16	3	6	1	—	—	—	—	—
81311	Religious organizations .....	178	473	1 942	26	16	3	6	1	—	—	—	—	—
813110	Religious organizations .....	178	473	1 942	26	16	3	6	1	—	—	—	—	—
99	Unclassified establishments .....	19	45	235	7	6	1	—	—	—	—	—	—	—

See footnotes at end of table.

**Table 6. Counties—Employees, Payroll, and Establishments by Industry: 2000—Con.**

[Excludes most government employees, railroad employees, and self-employed persons. Size class 1 to 4 includes establishments with payroll, but no employees, during mid-March pay period. (D) denotes figures withheld to avoid disclosing data for individual companies; the data are included in broader industry totals. Detailed industries with 100 or more employees are shown if industry was not a (D). For explanation of terms, abbreviations, and data reliability/comparability, see introductory text]

NAICS code	Industry	Number of employees for week including March 12	Payroll (\$1,000)		Total number of establishments	Number of establishments by employment-size class								
			First quarter	Annual		1 to 4	5 to 9	10 to 19	20 to 49	50 to 99	100 to 249	250 to 499	500 to 999	1,000 or more
<b>STATEWIDE</b>														
	<b>Total .....</b>	<b>3 232</b>	<b>23 909</b>	<b>104 709</b>	<b>54</b>	<b>32</b>	<b>10</b>	<b>1</b>	<b>3</b>	<b>2</b>	<b>2</b>	<b>2</b>	<b>2</b>	<b>-</b>
21	<b>Mining .....</b>	<b>227</b>	<b>1 779</b>	<b>7 127</b>	<b>16</b>	<b>11</b>	<b>2</b>	<b>1</b>	<b>-</b>	<b>1</b>	<b>1</b>	<b>-</b>	<b>-</b>	<b>-</b>
213	Mining support activities .....	217	1 691	6 736	13	9	1	1	-	1	1	-	-	-
2131	Mining support activities .....	217	1 691	6 736	13	9	1	1	-	1	1	-	-	-
21311	Mining support activities .....	217	1 691	6 736	13	9	1	1	-	1	1	-	-	-
21312	Oil & gas operations support activities .....	193	1 577	6 110	8	6	-	-	-	1	1	-	-	-
22	<b>Utilities .....</b>	<b>(A)</b>	<b>(D)</b>	<b>(D)</b>	<b>1</b>	<b>1</b>	<b>-</b>	<b>-</b>	<b>-</b>	<b>-</b>	<b>-</b>	<b>-</b>	<b>-</b>	<b>-</b>
23	<b>Construction .....</b>	<b>(B)</b>	<b>(D)</b>	<b>(D)</b>	<b>2</b>	<b>-</b>	<b>1</b>	<b>-</b>	<b>1</b>	<b>-</b>	<b>-</b>	<b>-</b>	<b>-</b>	<b>-</b>
42	<b>Wholesale trade .....</b>	<b>62</b>	<b>822</b>	<b>3 173</b>	<b>10</b>	<b>6</b>	<b>3</b>	<b>-</b>	<b>1</b>	<b>-</b>	<b>-</b>	<b>-</b>	<b>-</b>	<b>-</b>
44-45	<b>Retail trade .....</b>	<b>(A)</b>	<b>(D)</b>	<b>(D)</b>	<b>1</b>	<b>1</b>	<b>-</b>	<b>-</b>	<b>-</b>	<b>-</b>	<b>-</b>	<b>-</b>	<b>-</b>	<b>-</b>
51	<b>Information .....</b>	<b>(A)</b>	<b>(D)</b>	<b>(D)</b>	<b>1</b>	<b>1</b>	<b>-</b>	<b>-</b>	<b>-</b>	<b>-</b>	<b>-</b>	<b>-</b>	<b>-</b>	<b>-</b>
52	<b>Finance &amp; insurance .....</b>	<b>(B)</b>	<b>(D)</b>	<b>(D)</b>	<b>9</b>	<b>8</b>	<b>1</b>	<b>-</b>	<b>-</b>	<b>-</b>	<b>-</b>	<b>-</b>	<b>-</b>	<b>-</b>
53	<b>Real estate &amp; rental &amp; leasing .....</b>	<b>(A)</b>	<b>(D)</b>	<b>(D)</b>	<b>2</b>	<b>2</b>	<b>-</b>	<b>-</b>	<b>-</b>	<b>-</b>	<b>-</b>	<b>-</b>	<b>-</b>	<b>-</b>
54	<b>Professional, scientific &amp; technical services .....</b>	<b>(B)</b>	<b>(D)</b>	<b>(D)</b>	<b>2</b>	<b>1</b>	<b>-</b>	<b>-</b>	<b>-</b>	<b>1</b>	<b>-</b>	<b>-</b>	<b>-</b>	<b>-</b>
55	<b>Management of companies &amp; enterprises .....</b>	<b>(A)</b>	<b>(D)</b>	<b>(D)</b>	<b>1</b>	<b>1</b>	<b>-</b>	<b>-</b>	<b>-</b>	<b>-</b>	<b>-</b>	<b>-</b>	<b>-</b>	<b>-</b>
56	<b>Admin, support, waste mgt, remediation services .....</b>	<b>2 822</b>	<b>20 317</b>	<b>90 958</b>	<b>8</b>	<b>-</b>	<b>2</b>	<b>-</b>	<b>1</b>	<b>-</b>	<b>1</b>	<b>2</b>	<b>2</b>	<b>-</b>
561	Administrative & support services .....	2 822	20 317	90 958	8	-	2	-	1	-	1	2	2	-
5613	Employment services .....	(G)	(D)	(D)	4	-	-	-	-	-	1	1	2	-
56133	Employee leasing services .....	(G)	(D)	(D)	4	-	-	-	-	-	1	1	2	-
5617	Services to buildings & dwellings .....	(E)	(D)	(D)	2	-	-	-	1	-	-	1	-	-
56173	Landscaping services .....	(E)	(D)	(D)	2	-	-	-	1	-	-	1	-	-
62	<b>Health care and social assistance .....</b>	<b>(A)</b>	<b>(D)</b>	<b>(D)</b>	<b>1</b>	<b>-</b>	<b>1</b>	<b>-</b>	<b>-</b>	<b>-</b>	<b>-</b>	<b>-</b>	<b>-</b>	<b>-</b>

Note: Employment-size classes are indicated as follows: A—0 to 19; B—20 to 99; C—100 to 249; E—250 to 499; F—500 to 999; G—1,000 to 2,499; H—2,500 to 4,999; I—5,000 to 9,999; J—10,000 to 24,999; K—25,000 to 49,999; L—50,000 to 99,999; M—100,000 or more.

## **Description of Publications Issued in Previous Years**

### **1974 through 1999**

Data are provided for mid-March employment, first-quarter and annual payrolls, and establishments, by industry, for each county in the state and, in a separate report, for the United States. Data are included for every industry having a significant number of employees or establishments. Refer to General Explanation for a description of the types of employment covered.

### **1964 through 1973**

Data are provided for first-quarter reporting units, employment, and taxable payrolls for each county and metropolitan area in the state and, in a separate report, for the United States. Data are included for every industry having a significant number of employees or reporting units.

### **1959 and 1962**

Data are provided for first-quarter reporting units, employment, and taxable payrolls for each county in the state and, in a separate report, for the United States. Data are included for every industry having a significant number of employees or reporting units. Data are combined for some counties in eight states.

### **1956**

Data are provided for first-quarter reporting units, employment, and taxable payrolls for each county in the state and, in a separate report, for the United States. Data are included for SIC economic divisions, major groups, and selected three-digit SICs. Data are combined for some counties in eight states.

### **1949 and 1950**

Data are provided for first-quarter manufacturing establishments, employment, and taxable payrolls for each large county in the state and, in a separate report, for the United States. Data are included for manufacturing major industry groups and selected three-digit SICs. Manufacturing totals are included for small counties. Data are combined for some counties in eight states.

### **1947, 1948, 1951, and 1953**

Data are provided for first-quarter reporting units, employment, and taxable payrolls for each large county in the state and, in a separate report, for the United States. Data are included for SIC economic divisions, major groups, and selected three-digit SICs. Economic division totals are included for small counties. Data are combined for some counties in eight states.

### **1946**

Data are provided for first-quarter reporting units, employment, and taxable payrolls for each large county in the state and, in a separate report, for the United States. Data are included for SIC economic divisions and major groups. Economic division totals are included for small counties. Data are combined for some counties in eight states.

### **Availability**

The most recent edition of County Business Patterns can be examined on the Internet at [www.census.gov](http://www.census.gov). Editions prior to 1993 are available in depository libraries for Federal publications, which are conveniently located in all areas of the country.

For information on the coverage of individual series, write to Chief, Economic Planning and Coordination Division, U.S. Census Bureau, Washington, DC 20233.