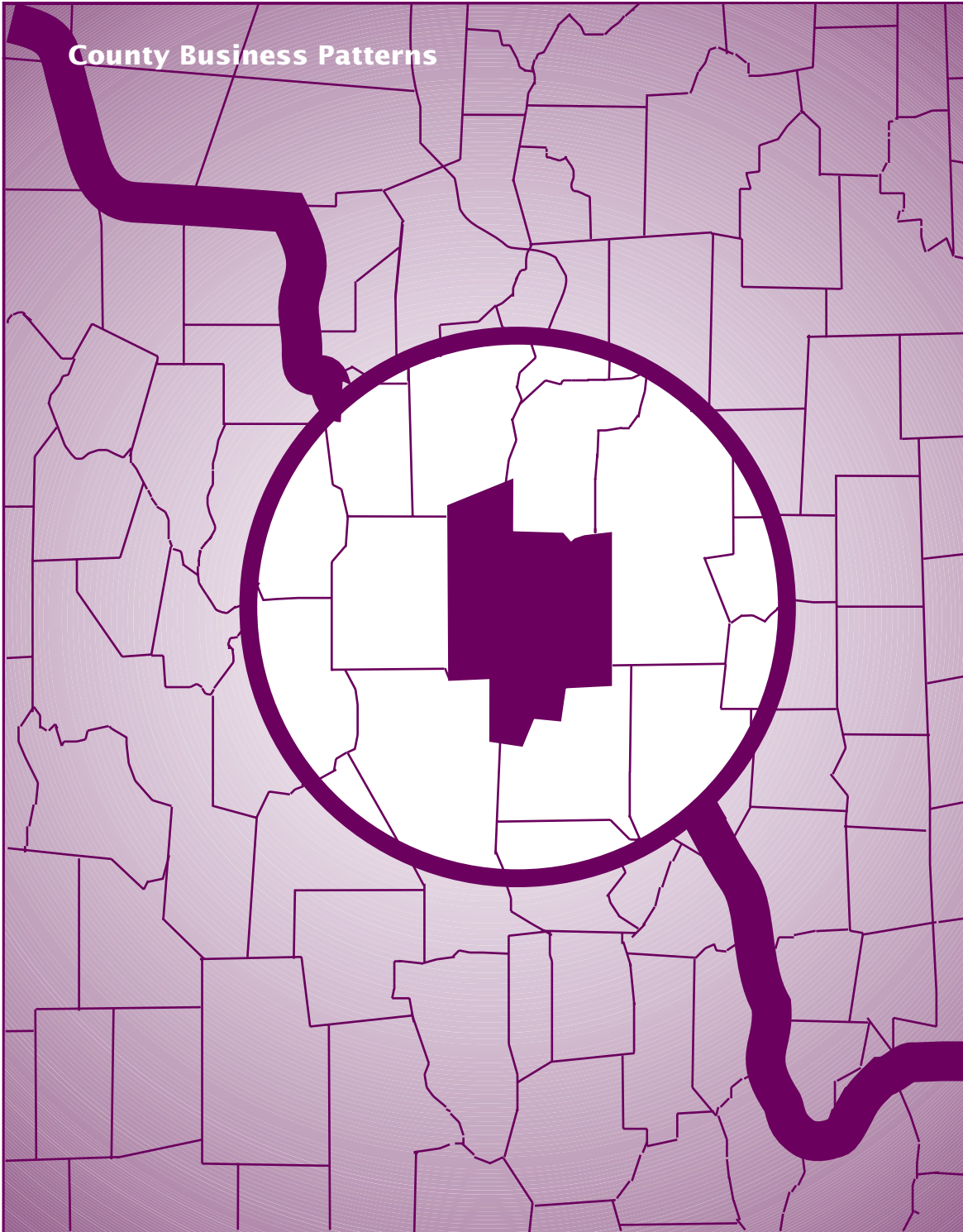


# Massachusetts

# 1999

Issued April 2001

CBP/99-23



## USCENSUSBUREAU

*Helping You Make Informed Decisions*

U.S. Department of Commerce  
Economics and Statistics Administration  
U.S. CENSUS BUREAU



## ACKNOWLEDGMENTS

This report was prepared under the general direction of **Carl A. Konschnik**, Assistant Division Chief for Research and Methodology, Economic Planning and Coordination Division. **Paul Hanczaryk**, Chief, Register Analysis Branch, supervised the preparation of this report and was assisted by **Phil Thompson** and **Gerald Feuer**. **Kasey Dickenson**, **Yolanda Funderburk**, **Mary Green**, **Mary Hogan**, **Marilyn Italiano**, **Alan Pines**, and **Jon Youngman** contributed in resolving establishment processing problems and in data analysis.

Additional data analysis was provided by the staffs of **Lawrence A. Blum**, Assistant Division Chief for Collection Activities, Economic Planning and Coordination Division, assisted by **David Eade**; and **Carlene Bottorff**, Chief, Economic Projects Branch, National Processing Center, assisted by **Marsha Sowders** and **Anita Coomes**. Statistical methodology and quality assurance operations were performed by **Ken Sausman**, **Michael Kornbau**, **Thomas Cevis**, and **Roberta Custard**.

**Steven McCraith**, Chief, Census Related Surveys Branch, Economic Statistical Methods and Programming Division, assisted

by **Dan Vacca**, supervised computer support operations. **Ed Carr** was assigned primary responsibility for programming this report. **Jerry Richards** provided additional support for computer operations.

**David Chapman** of the Economic Statistical Methods and Programming Division contributed to the editing system and provided other methodological improvements.

**Kim D. Ottenstein**, **Bernadette J. Gayle**, and **Laurene V. Qualls** of the Administrative and Customer Services Division, **Walter C. Odom**, Chief, provided publications and printing management, graphics design and composition, and editorial review for print and electronic media. General direction and production management were provided by **Michael G. Garland**, Assistant Chief, and **Gary J. Lauffer**, Chief, Publications Services Branch.

Special acknowledgment is also due the many businesses whose cooperation has contributed to the publication of these data.

---

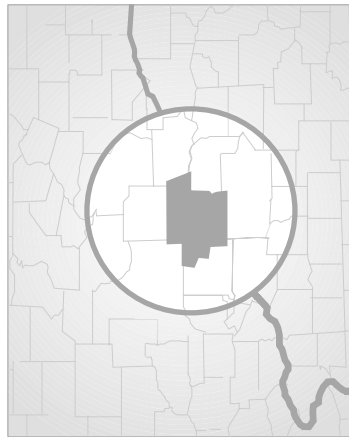
# Massachusetts

# 1999

Issued April 2001

CBP/99-23

## County Business Patterns



**U.S. Department of Commerce**  
**Donald L. Evans,**  
Secretary

**Economics  
and Statistics  
Administration**  
**J. Lee Price,**  
Acting Under Secretary for  
Economic Affairs

**U.S. CENSUS BUREAU**  
**William G. Barron, Jr.,**  
Acting Director

---

SUGGESTED CITATION

U.S. Census Bureau,  
County Business Patterns 1999

**MASSACHUSETTS**

Washington, DC, 2000



**Economics  
and Statistics  
Administration**

**J. Lee Price,**  
Acting Under Secretary  
for Economic Affairs



**U.S. CENSUS BUREAU**

**William G. Barron, Jr.,**  
Acting Director

**William G. Barron, Jr.,**  
Deputy Director

**Paula J. Schneider,**  
Principal Associate Director  
for Programs

**Frederick T. Knickerbocker,**  
Associate Director  
for Economic Programs

**Thomas L. Mesenbourg,**  
Assistant Director  
for Economic Programs

**Shirin A. Ahmed,**  
Chief, Economic  
Planning and Coordination  
Division

## CONTENTS

---

### GENERAL EXPLANATION

Introduction .....	V
Industry Classifications .....	V
Data Products .....	V
Sources of Data .....	VI
Definitions of Basic Data Items .....	VI
Industry and Geography Classifications .....	VII
Comparability With Other Data .....	VII
Data Withheld From Publication .....	VII
Reliability of Data .....	VII
Abbreviations and Symbols .....	VII
State Map .....	IX

### TABLES

1. The State—Establishments, Employees, and Payroll by Major Group: 1999 and 1998 .....	1
2. The State—Employees, Payroll, and Establishments by Industry: 1999 .....	3
3. The State—Employees and Annual Payroll by Employment-Size Class: 1999 .....	31
4. The State—Establishments With 1,000 Employees or More by Major Group and Employment-Size Class: 1999 .....	36
5. The State—Employees, Payroll, and Establishments by County: 1999 and 1998 .....	37
6. Counties—Employees, Payroll, and Establishments by Industry: 1999 .....	38

Description of Pubs Issued in Previous Years—Inside Back Cover

# General Explanation

---

## INTRODUCTION

County Business Patterns is an annual series that provides subnational economic data by industry. The series is useful for studying the economic activity of small areas; analyzing economic changes over time; and as a benchmark for statistical series, surveys, and databases between economic censuses. Businesses use the data for analyzing market potential, measuring the effectiveness of sales and advertising programs, setting sales quotas, and developing budgets. Government agencies use the data for administration and planning.

County Business Patterns covers most of the country's economic activity. The series excludes data on self-employed individuals, employees of private households, railroad employees, agricultural production employees, and most government employees.

This series has been published annually since 1964 and at irregular intervals dating back to 1946. The comparability of data over time may be affected by definitional changes in establishments, activity status, and industrial classifications. For more details on these changes, see the section "Comparability With Other Data."

## INDUSTRY CLASSIFICATIONS

Data from the County Business Patterns series are published primarily on the basis of the North American Industry Classification System (NAICS). Earlier County Business Patterns data were published according to the Standard Industrial Classification (SIC) system. While many of the individual NAICS industries correspond directly to industries as defined under the SIC system, most of the aggregate NAICS groupings do not.

Particular care should be taken in comparing data for retail trade, wholesale trade, and manufacturing, which are sector titles used in both NAICS and SIC, but cover somewhat different groups of industries. For more information on NAICS and changes from the SIC system, go to [www.census.gov/epcd/www/naics.html](http://www.census.gov/epcd/www/naics.html)

The 1999 County Business Patterns series includes the following NAICS sectors:

<i>Sector</i>	<i>Description</i>
11	Forestry, Fishing, Hunting, and Agriculture Support
21	Mining
22	Utilities
23	Construction

<i>Sector</i>	<i>Description</i>
31-33	Manufacturing
42	Wholesale Trade
44-45	Retail Trade
48-49	Transportation and Warehousing
51	Information
52	Finance and Insurance
53	Real Estate and Rental and Leasing
54	Professional, Scientific, and Technical Services
55	Management of Companies and Enterprises
56	Administrative and Support and Waste Management and Remediation Services
61	Educational Services
62	Health Care and Social Assistance
71	Arts, Entertainment, and Recreation
72	Accommodation and Food Services
81	Other Services (except Public Administration)
95	Auxiliaries (except corporate, subsidiary, and regional management)
99	Unclassified

County Business Patterns data are tabulated by industry as defined in the manual entitled *North American Industry Classification System: United States, 1997* with some exceptions. Data for auxiliary establishments (except corporate, subsidiary, and regional managing offices) will be tabulated in a separate category (Sector 95).

The 1999 County Business Patterns covers all NAICS industries except crop and animal production (NAICS 111,112), rail transportation (NAICS 482), National Postal Service (NAICS 491), pension, health, welfare, and vacation funds (NAICS 525110, 525120, 525190), trusts, estates, and agency accounts (NAICS 525920), private households (NAICS 814), and public administration (NAICS 92).

## DATA PRODUCTS

### Reports

The County Business Patterns data series includes a separate printed report for each state, the District of Columbia, Puerto Rico, and the United States. Individual state reports present payroll and employment data for the state and counties by industry. The reports also include the number of establishments by industry and employment size class.

---

The United States report presents similar data for the country as a whole. In addition, the U.S. report provides employment and payroll data by employment size class for major industry groups.

Data for industries with fewer than 100 employees, as well as data for detailed industries withheld to avoid disclosing data for individual companies, are not shown in the printed reports. However, these data are available on CD-ROM and other computer products.

### **Electronic Data Formats**

County Business Patterns series data are available on CD-ROM, computer tapes and diskettes. The CD-ROM also includes software for creating County Business Patterns data files compatible with popular database and spreadsheet software. In addition, ZIP Code Business Patterns data are available on CD-ROM and are available shortly after the release of County Business Patterns, and include the number of establishments by NAICS industry.

Publications also are available in Portable Document Format (PDF) at [www.census.gov/prod/www/abs/cbptotal.html](http://www.census.gov/prod/www/abs/cbptotal.html). In order to view these files, you will need the Adobe(R) Acrobat(R) Reader, which is available for free from the Adobe web site at [www.adobe.com](http://www.adobe.com). Alternatively, the Census Bureau will print the publication, give it a glue binding, and ship it to you for a fee.

For information and options to order County Business Patterns data products, contact:

Customer Services Center  
Marketing Services Office  
U.S. Census Bureau  
Washington, DC 20233

Telephone: 301-457-4100  
Internet address: [www.census.gov/](http://www.census.gov/)

### **Special Tabulations**

Special tabulations of County Business Patterns are available on a cost-reimbursable basis. For more information, contact:

U.S. Census Bureau  
Economic Planning and Coordination Division  
Register Analysis Branch  
Washington, DC 20233

Telephone: 301-457-2580  
Fax: 301-457-4433  
E-mail: [cbp@census.gov](mailto:cbp@census.gov)

### **SOURCES OF DATA**

County Business Patterns basic data items are extracted from the Standard Statistical Establishment List, a file of all known single and multiestablishment employer companies maintained and updated by the U.S. Census Bureau. The annual Company Organization Survey provides individual

establishment data for multiestablishment companies. Data for single-establishment companies are obtained from various Census Bureau programs, such as the Annual Survey of Manufactures and Current Business Surveys, as well as from administrative records of the Internal Revenue Service, the Social Security Administration, and the Bureau of Labor Statistics.

### **DEFINITIONS OF BASIC DATA ITEMS**

#### **Establishments**

An establishment is a single physical location at which business is conducted or services or industrial operations are performed. It is not necessarily identical with a company or enterprise, which may consist of one or more establishments. When two or more activities are carried on at a single location under a single ownership, all activities generally are grouped together as a single establishment. The entire establishment is classified on the basis of its major activity and all data are included in that classification.

Establishment-size designations are determined by paid employment in the mid-March pay period. The size group "1 to 4" includes establishments that did not report any paid employees in the mid-March pay period but paid wages to at least one employee at some time during the year.

Establishment counts represent the number of locations with paid employees any time during the year. This series excludes governmental establishments except for wholesale liquor establishments (NAICS 4228), retail liquor stores (NAICS 44531), Federally-chartered savings institutions (NAICS 522120), Federally-chartered credit unions (NAICS 522130), and hospitals (NAICS 622).

#### **Payroll**

Total payroll includes all forms of compensation, such as salaries, wages, reported tips, commissions, bonuses, vacation allowances, sick-leave pay, employee contributions to qualified pension plans, and the value of taxable fringe benefits. For corporations, it includes amounts paid to officers and executives; for unincorporated businesses, it does not include profit or other compensation of proprietors or partners. Payroll is reported before deductions for Social Security, income tax, insurance, union dues, etc. First-quarter payroll consists of payroll during the January-to-March quarter.

#### **Mid-March Employment**

Paid employment consists of full- and part-time employees, including salaried officers and executives of corporations, who are on the payroll in the pay period including March 12. Included are employees on paid sick leave, holidays, and vacations; not included are proprietors and partners of unincorporated businesses.

---

## INDUSTRY AND GEOGRAPHY CLASSIFICATIONS

The quinquennial economic censuses are the primary source for industry and geography classifications. The annual Company Organization Survey, Annual Survey of Manufactures, Current Business Surveys, and other Census Bureau programs provide regular updates.

### Industry Classification

Additional sources for assigning industry classifications are the Social Security Administration, the Internal Revenue Service, and the Bureau of Labor Statistics. These sources provide industry classification information for new businesses and businesses not canvassed in the Census Bureau programs. Establishments without sufficient industry information are tabulated in the “unclassified establishments” group.

Industry classifications are explained in an appendix in the U.S. Summary. The industry titles used throughout this series are the short NAICS titles; complete descriptions are contained in the manual entitled *North American Industry Classification System: United States, 1997*.

### Geography Classification

Most geography codes are derived from the physical location address reported in Census Bureau programs. The Internal Revenue Service provides supplemental address information. Those employers without a fixed location within a state (or of unknown county location) are included under a “statewide” classification at the end of the county tables. This incomplete detail causes only slight understatement of county employment. The independent cities in Virginia, and the cities of Baltimore, MD; Carson City, NV; and St. Louis, MO, are treated as separate counties.

## COMPARABILITY WITH OTHER DATA

### Earlier County Business Patterns

The comparability of data with previous County Business Patterns series may be affected by the following definitional changes:

- The change from a “reporting unit” concept to establishment based data in 1974
- The change in definition of “active” establishments in 1983
- The change in industrial classification definitions, the most recent occurring in 1998

A description of previous County Business Patterns publications is provided on the inside back cover.

### 1997 Economic Census

Definitional and coverage differences may affect the direct comparison of 1997 Economic Census and County Business Patterns data. Definitions of an establishment, employment, and payroll are detailed in the introductory text of each publication.

The 1997 Economic Census generally uses respondent-reported data. The County Business Patterns uses administrative record data for small establishments. Although efforts are made to resolve significant differences in the data, differences are known to exist.

Some large companies report different activities at the same location as separate profit centers. The County Business Patterns program treats each profit center as a separate establishment. The 1997 Economic Census may combine the profit centers into one establishment. This results in establishment count differences.

## DATA WITHHELD FROM PUBLICATION

In accordance with U.S. Code, Title 13, Section 9, no data are published that would disclose the operations of an individual employer. However, the number of establishments in an industry classification and the distribution of these establishments by employment-size class are not considered to be disclosures, and so this information may be released even though other information is withheld from publications.

## RELIABILITY OF DATA

All data are tabulated from universe files and are not subject to sampling errors. However, the data are subject to nonsampling errors. Nonsampling errors can be attributed to many sources: inability to identify all cases in the universe; definition and classification difficulties; differences in interpretation of questions; errors in recording or coding the data obtained; and estimation of employers who reported too late to be included in the tabulations and for records with missing or misreported data.

The accuracy of the data is determined by the joint effects of the various nonsampling errors. No direct measurement of these effects has been obtained; however, precautionary steps were taken in all phases of collection, processing, and tabulation to minimize the effects of nonsampling errors.

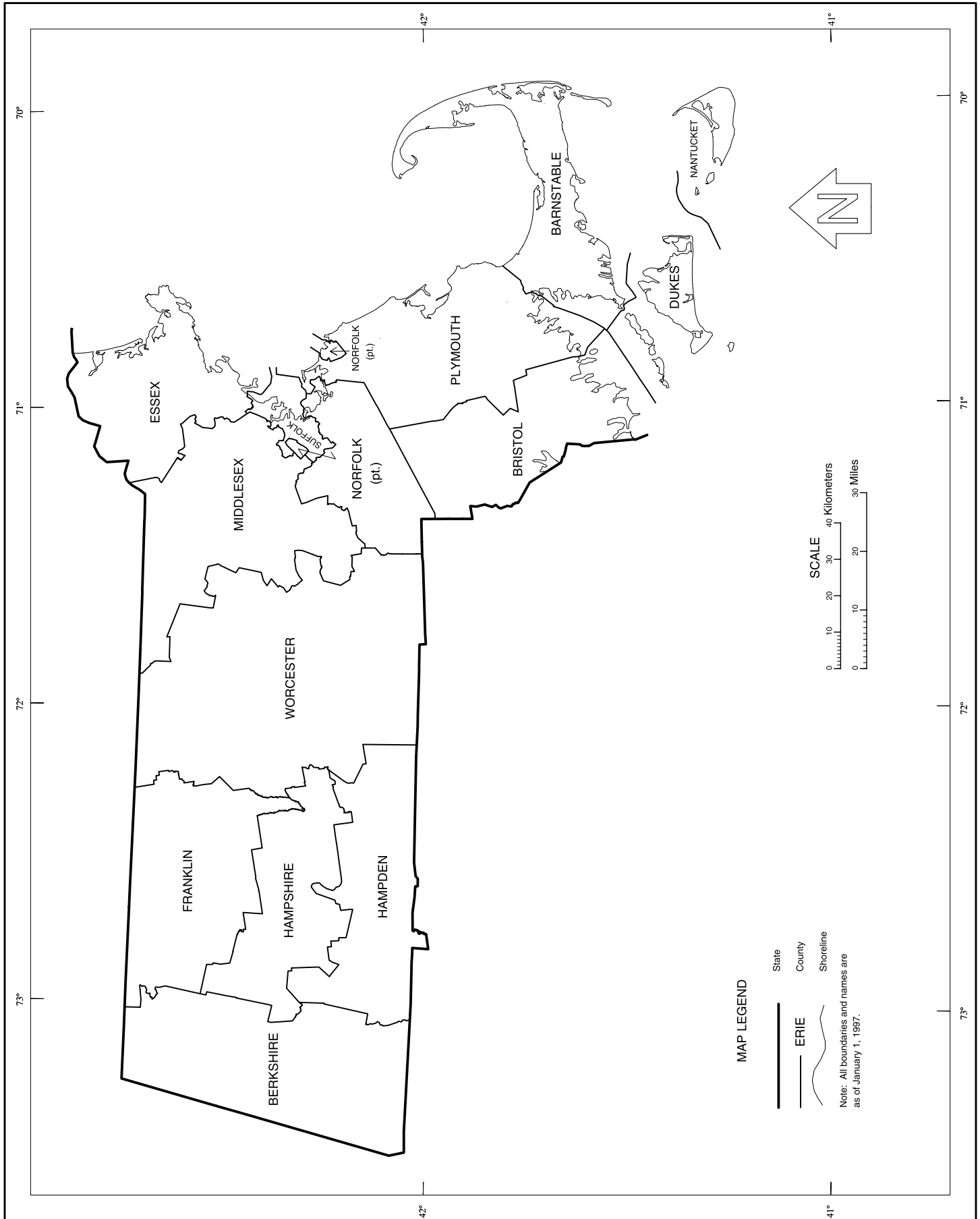
## ABBREVIATIONS AND SYMBOLS

The following abbreviations and symbols are used in this publication:

–	Represents zero.
A-C, E-M	Entered in place of employment data, represents an employment-size class as defined in the footnote of the tables.
(D)	Withheld to avoid disclosing data for individual companies; data are included in broader industry totals.
n.e.c.	Not elsewhere classified.
NAICS	North American Industry Classification System.



# County Business Patterns--Massachusetts



**Table 1. The State—Establishments, Employees, and Payroll by Major Group: 1999 and 1998**

[Excludes most government employees, railroad employees, and self-employed persons. (D) denotes figures withheld to avoid disclosing data for individual companies; the data are included in broader industry totals. For explanation of terms, abbreviations, and data reliability/comparability, see introductory text]

NAICS code	Major group	1999				1998			
		Number of establishments	Number of employees for week including March 12	Payroll (\$1,000)		Number of establishments	Number of employees for week including March 12	Payroll (\$1,000)	
				First quarter	Annual			First quarter	Annual
	<b>Total .....</b>	<b>173 267</b>	<b>2 971 052</b>	<b>27 096 704</b>	<b>115 269 583</b>	<b>167 929</b>	<b>2 924 913</b>	<b>25 045 381</b>	<b>105 871 311</b>
<b>11</b>	<b>Forestry, fishing, hunting, and agriculture support .....</b>	<b>382</b>	<b>1 010</b>	<b>3 939</b>	<b>21 496</b>	<b>372</b>	<b>1 038</b>	<b>3 856</b>	<b>20 130</b>
113	Forestry and logging .....	40	(B)	(D)	(D)	35	(B)	(D)	(D)
114	Fishing, hunting & trapping .....	238	(F)	(D)	(D)	230	(F)	(D)	(D)
115	Agriculture & forestry support activities .....	104	359	1 498	7 328	107	363	1 470	7 579
<b>21</b>	<b>Mining .....</b>	<b>95</b>	<b>1 080</b>	<b>8 604</b>	<b>53 813</b>	<b>92</b>	<b>1 048</b>	<b>8 247</b>	<b>47 902</b>
211	Oil & gas extraction .....	6	(A)	(D)	(D)	4	(A)	(D)	(D)
212	Mining (except oil & gas) .....	78	(G)	(D)	(D)	77	(G)	(D)	(D)
213	Mining support activities .....	11	(B)	(D)	(D)	11	(B)	(D)	(D)
<b>22</b>	<b>Utilities .....</b>	<b>263</b>	<b>14 707</b>	<b>249 351</b>	<b>967 928</b>	<b>260</b>	<b>15 424</b>	<b>245 710</b>	<b>957 814</b>
221	Utilities .....	263	14 707	249 351	967 928	260	15 424	245 710	957 814
<b>23</b>	<b>Construction .....</b>	<b>15 860</b>	<b>111 489</b>	<b>1 024 255</b>	<b>5 074 494</b>	<b>15 708</b>	<b>106 184</b>	<b>921 237</b>	<b>4 591 611</b>
233	Building, developing & general contracting .....	4 607	27 603	269 292	1 259 842	4 635	25 489	235 391	1 134 482
234	Heavy construction .....	883	14 006	152 747	844 789	869	13 514	135 855	754 042
235	Special trade contractors .....	10 370	69 880	602 216	2 969 863	10 204	67 181	549 991	2 703 087
<b>31-33</b>	<b>Manufacturing .....</b>	<b>9 329</b>	<b>404 495</b>	<b>4 421 603</b>	<b>18 832 530</b>	<b>9 541</b>	<b>409 938</b>	<b>4 100 921</b>	<b>17 170 367</b>
311	Food mfg .....	719	21 552	154 426	645 169	776	21 589	143 589	623 273
312	Beverage & tobacco product mfg .....	51	2 433	22 722	94 301	51	2 444	24 596	104 645
313	Textile mills .....	158	12 099	95 899	421 493	155	12 442	100 965	429 941
314	Textile product mills .....	196	4 556	28 595	118 804	201	4 828	29 296	119 157
315	Apparel manufacturing .....	248	7 916	38 589	184 476	261	9 759	46 410	209 701
316	Leather & allied product mfg .....	95	3 315	19 420	82 034	95	3 366	19 706	79 687
321	Wood product mfg .....	225	2 841	17 047	82 727	224	2 878	17 523	78 574
322	Paper mfg .....	224	18 341	168 991	734 397	233	19 230	173 203	719 601
323	Printing & related support activities .....	1 115	22 797	197 522	854 212	1 137	23 506	191 396	825 643
324	Petroleum & coal products mfg .....	56	1 105	11 509	62 256	55	1 050	10 363	60 972
325	Chemical mfg .....	345	20 350	376 704	1 433 256	344	21 999	290 045	1 172 199
326	Plastics & rubber products mfg .....	437	22 197	178 916	777 300	456	23 253	182 736	786 226
327	Nonmetallic mineral product mfg .....	281	8 102	78 528	346 453	279	8 131	76 214	331 804
331	Primary metal mfg .....	131	5 636	49 405	216 599	126	5 963	51 060	211 797
332	Fabricated metal product mfg .....	1 696	44 613	408 699	1 754 526	1 766	47 235	422 467	1 776 753
333	Machinery mfg .....	808	30 320	339 377	1 414 554	830	33 106	369 124	1 493 115
334	Computer & electronic product mfg .....	899	108 994	1 581 241	6 851 296	933	99 104	1 286 183	5 413 638
335	Electrical equip, appliance & component mfg .....	235	15 224	156 108	642 149	225	17 364	170 290	673 285
336	Transportation equipment mfg .....	182	12 794	147 671	604 631	193	13 105	148 160	605 843
337	Furniture & related product mfg .....	380	7 470	58 898	255 891	364	7 027	52 246	229 049
339	Miscellaneous mfg .....	848	31 840	291 336	1 256 006	837	32 559	295 349	1 225 464
<b>42</b>	<b>Wholesale trade .....</b>	<b>9 873</b>	<b>148 348</b>	<b>1 722 898</b>	<b>7 605 741</b>	<b>9 915</b>	<b>147 661</b>	<b>1 678 216</b>	<b>7 145 803</b>
421	Wholesale trade, durable goods .....	6 466	87 838	1 123 463	4 928 229	6 491	87 622	1 080 111	4 582 571
422	Wholesale trade, nondurable goods .....	3 407	60 510	599 435	2 677 512	3 424	60 039	598 105	2 563 232
<b>44-45</b>	<b>Retail trade .....</b>	<b>25 924</b>	<b>349 741</b>	<b>1 586 560</b>	<b>7 131 729</b>	<b>26 158</b>	<b>340 548</b>	<b>1 502 027</b>	<b>6 558 993</b>
441	Motor vehicle & parts dealers .....	2 322	36 061	266 699	1 282 910	2 338	35 611	258 891	1 198 812
442	Furniture & home furnishing stores .....	1 423	14 036	75 086	340 539	1 457	13 192	66 486	295 947
443	Electronics & appliance stores .....	1 017	8 870	61 022	269 162	1 045	7 986	51 015	220 616
444	Bldg material & garden equip & supp dealers .....	1 883	24 406	160 502	750 888	1 877	22 752	144 961	680 046
445	Food & beverage stores .....	4 418	88 830	321 278	1 392 229	4 381	84 868	302 471	1 253 974
446	Health & personal care stores .....	1 811	29 175	122 649	528 018	1 827	27 833	113 926	474 889
447	Gasoline stations .....	2 466	15 403	56 762	248 783	2 555	16 234	57 821	246 173
448	Clothing & clothing accessories stores .....	3 842	37 206	127 576	573 131	3 890	37 261	123 427	539 701
451	Sporting goods, hobby, book & music stores .....	1 738	16 341	53 732	241 894	1 788	16 225	53 255	240 323
452	General merchandise stores .....	675	43 103	148 391	643 969	652	42 988	142 470	607 513
453	Miscellaneous store retailers .....	2 977	18 497	65 479	302 129	3 001	18 603	63 347	289 907
454	Nonstore retailers .....	1 352	17 813	127 384	558 077	1 347	16 995	123 967	511 092
<b>48-49</b>	<b>Transportation &amp; warehousing .....</b>	<b>3 383</b>	<b>71 203</b>	<b>473 830</b>	<b>2 098 028</b>	<b>3 400</b>	<b>65 149</b>	<b>429 966</b>	<b>1 875 857</b>
481	Air transportation .....	106	11 516	103 987	416 415	103	10 908	93 565	374 283
483	Water transportation .....	48	1 114	11 667	58 251	44	618	7 816	37 410
484	Truck transportation .....	1 507	19 196	132 312	609 230	1 544	16 990	124 248	565 523
485	Transit & ground passenger transportation .....	683	18 533	75 338	347 407	666	16 780	64 147	280 846
486	Pipeline transportation .....	11	(C)	(D)	(D)	10	(C)	(D)	(D)
487	Scenic & sightseeing transportation .....	68	(F)	(D)	(D)	68	(F)	(D)	(D)
488	Transportation support activities .....	553	5 880	44 921	196 755	546	5 321	38 892	178 728
492	Couriers & messengers .....	258	11 702	81 084	358 866	262	11 342	78 144	331 103
493	Warehousing & storage .....	149	2 537	18 369	77 988	157	2 511	17 423	78 116
<b>51</b>	<b>Information .....</b>	<b>3 575</b>	<b>115 593</b>	<b>1 591 018</b>	<b>6 790 899</b>	<b>3 341</b>	<b>112 938</b>	<b>1 472 716</b>	<b>6 021 859</b>
511	Publishing industries .....	1 348	52 892	817 174	3 463 879	1 401	54 921	796 409	3 291 926
512	Motion picture & sound recording industries .....	440	4 487	23 021	100 593	425	4 610	21 499	93 133
513	Broadcasting & telecommunications .....	1 101	40 905	484 805	2 015 658	954	36 494	458 513	1 869 832
514	Information & data processing services .....	686	17 309	266 018	1 210 769	561	16 913	196 295	766 965
<b>52</b>	<b>Finance &amp; insurance .....</b>	<b>8 867</b>	<b>207 677</b>	<b>4 096 665</b>	<b>14 079 704</b>	<b>8 976</b>	<b>214 807</b>	<b>3 634 806</b>	<b>13 055 694</b>
521	Monetary authorities - central bank .....	1	(G)	(D)	(D)	1	(G)	(D)	(D)
522	Credit intermediation & related activities .....	3 317	69 097	958 193	3 360 335	3 402	70 823	935 910	3 384 671
523	Security, commodity contracts & like activity .....	1 818	59 378	2 083 505	6 666 270	1 752	58 052	1 612 206	5 554 957
524	Insurance carriers & related activities .....	3 669	76 875	1 023 593	3 911 135	3 769	83 653	1 058 688	3 996 409
525	Funds, trusts, & other financial vehicles (part) .....	62	(G)	(D)	(D)	52	(G)	(D)	(D)
<b>53</b>	<b>Real estate &amp; rental &amp; leasing .....</b>	<b>5 866</b>	<b>44 466</b>	<b>366 628</b>	<b>1 587 440</b>	<b>5 785</b>	<b>44 180</b>	<b>330 043</b>	<b>1 467 943</b>
531	Real estate .....	4 431	29 569	255 668	1 094 504	4 401	29 895	234 567	1 043 335
532	Rental & leasing services .....	1 406	(J)	(D)	(D)	1 352	13 203	78 511	353 424
533	Lessors of other nonfinancial intangible asset .....	29	(J)	(D)	(D)	32	1 082	16 965	71 184

Note: Employment-size classes are indicated as follows: A—0 to 19; B—20 to 99; C—100 to 249; E—250 to 499; F—500 to 999; G—1,000 to 2,499; H—2,500 to 4,999; I—5,000 to 9,999; J—10,000 to 24,999; K—25,000 to 49,999; L—50,000 to 99,999; M—100,000 or more.

**Table 1. The State—Establishments, Employees, and Payroll by Major Group: 1999 and 1998—Con.**

[Excludes most government employees, railroad employees, and self-employed persons. (D) denotes figures withheld to avoid disclosing data for individual companies; the data are included in broader industry totals. For explanation of terms, abbreviations, and data reliability/comparability, see introductory text]

NAICS code	Major group	1999				1998			
		Number of establishments	Number of employees for week including March 12	Payroll (\$1,000)		Number of establishments	Number of employees for week including March 12	Payroll (\$1,000)	
				First quarter	Annual			First quarter	Annual
<b>54</b>	<b>Professional, scientific &amp; technical services</b> .....	<b>20 614</b>	<b>214 495</b>	<b>2 974 198</b>	<b>13 457 618</b>	<b>20 186</b>	<b>201 084</b>	<b>2 645 377</b>	<b>11 773 454</b>
541	Professional, scientific & technical services .....	20 614	214 495	2 974 198	13 457 618	20 186	201 084	2 645 377	11 773 454
<b>55</b>	<b>Management of companies &amp; enterprises</b> .....	<b>1 070</b>	<b>78 509</b>	<b>1 486 798</b>	<b>6 085 779</b>	<b>983</b>	<b>73 809</b>	<b>1 263 893</b>	<b>5 335 562</b>
551	Management of companies & enterprises .....	1 070	78 509	1 486 798	6 085 779	983	73 809	1 263 893	5 335 562
<b>56</b>	<b>Admin, support, waste mgt, remediation services</b> .....	<b>9 407</b>	<b>188 040</b>	<b>1 140 991</b>	<b>5 268 682</b>	<b>9 430</b>	<b>179 590</b>	<b>1 038 683</b>	<b>4 639 257</b>
561	Administrative & support services .....	8 998	180 497	1 070 004	4 969 471	8 981	171 579	964 524	4 312 955
562	Waste management & remediation services .....	409	7 543	70 987	299 211	449	8 011	74 159	326 302
<b>61</b>	<b>Educational services</b> .....	<b>2 116</b>	<b>156 481</b>	<b>995 327</b>	<b>4 217 392</b>	<b>2 080</b>	<b>152 797</b>	<b>938 963</b>	<b>4 016 307</b>
611	Educational services .....	2 116	156 481	995 327	4 217 392	2 080	152 797	938 963	4 016 307
<b>62</b>	<b>Health care and social assistance</b> .....	<b>16 454</b>	<b>444 092</b>	<b>3 150 914</b>	<b>13 670 003</b>	<b>16 489</b>	<b>452 465</b>	<b>3 146 578</b>	<b>13 494 246</b>
621	Ambulatory health care services .....	10 375	130 155	1 158 540	5 121 007	10 482	137 023	1 133 435	5 003 437
622	Hospitals .....	160	151 296	1 242 200	5 291 166	157	156 883	1 292 668	5 455 537
623	Nursing & residential care facilities .....	2 253	96 705	479 988	2 079 927	2 230	97 402	477 904	1 995 959
624	Social assistance .....	3 666	65 936	270 186	1 177 903	3 620	61 157	242 571	1 039 313
<b>71</b>	<b>Arts, entertainment &amp; recreation</b> .....	<b>2 543</b>	<b>39 613</b>	<b>195 111</b>	<b>999 826</b>	<b>2 526</b>	<b>36 751</b>	<b>173 281</b>	<b>887 344</b>
711	Performing arts, spectator sports & related industries .....	597	7 727	91 285	455 569	580	7 375	78 772	392 405
712	Museums, historical sites & like institutions .....	233	4 247	20 143	92 022	232	3 837	17 494	82 558
713	Amusement, gambling & recreation industries .....	1 713	27 639	83 683	452 235	1 714	25 539	77 015	412 381
<b>72</b>	<b>Accommodation &amp; food services</b> .....	<b>14 586</b>	<b>233 332</b>	<b>684 619</b>	<b>3 203 563</b>	<b>14 632</b>	<b>232 603</b>	<b>651 605</b>	<b>2 994 758</b>
721	Accommodation .....	1 156	33 357	146 577	690 180	1 180	32 017	131 728	620 667
722	Food services & drinking places .....	13 430	199 975	538 042	2 513 383	13 452	200 586	519 877	2 374 091
<b>81</b>	<b>Other services (except public administration)</b> .....	<b>16 807</b>	<b>116 772</b>	<b>636 124</b>	<b>2 797 301</b>	<b>16 704</b>	<b>114 975</b>	<b>599 505</b>	<b>2 697 210</b>
811	Repair & maintenance .....	5 269	30 578	247 711	1 099 544	5 374	30 474	219 390	973 187
812	Personal & laundry services .....	5 812	36 044	152 892	691 588	5 591	34 405	151 293	659 441
813	Religious, grantmaking, civic, prof & like organizations .....	5 726	50 150	235 521	1 006 169	5 739	50 096	228 822	1 064 582
<b>95</b>	<b>Auxiliaries (exc corporate, subsidiary &amp; regional mgt)</b> .....	<b>303</b>	<b>20 964</b>	<b>274 235</b>	<b>1 204 893</b>	<b>302</b>	<b>20 904</b>	<b>256 104</b>	<b>1 096 138</b>
<b>99</b>	<b>Unclassified establishments</b> .....	<b>5 950</b>	<b>8 945</b>	<b>13 036</b>	<b>120 724</b>	<b>1 049</b>	<b>1 020</b>	<b>3 647</b>	<b>23 062</b>

Note: Employment-size classes are indicated as follows: A—0 to 19; B—20 to 99; C—100 to 249; E—250 to 499; F—500 to 999; G—1,000 to 2,499; H—2,500 to 4,999; I—5,000 to 9,999; J—10,000 to 24,999; K—25,000 to 49,999; L—50,000 to 99,999; M—100,000 or more.

**Table 2. The State—Employees, Payroll, and Establishments by Industry: 1999**

[Excludes most government employees, railroad employees, and self-employed persons. Size class 1 to 4 includes establishments with payroll, but no employees, during mid-March pay period. (D) denotes figures withheld to avoid disclosing data for individual companies; the data are included in broader industry totals. For explanation of terms, abbreviations, and data reliability/comparability, see introductory text]

NAICS code	Industry	Number of employees for week including March 12	Payroll (\$1,000)		Total number of establishments	Number of establishments by employment-size class									
			First quarter	Annual		1 to 4	5 to 9	10 to 19	20 to 49	50 to 99	100 to 249	250 to 499	500 to 999	1,000 or more	
	<b>Total</b> .....	<b>2 971 052</b>	<b>27 096 704</b>	<b>115 269 583</b>	<b>173 267</b>	<b>93 764</b>	<b>33 545</b>	<b>21 184</b>	<b>14 601</b>	<b>5 404</b>	<b>3 375</b>	<b>886</b>	<b>296</b>	<b>212</b>	
<b>11</b>	<b>Forestry, fishing, hunting, and agriculture support</b> .....	<b>1 010</b>	<b>3 939</b>	<b>21 496</b>	<b>382</b>	<b>311</b>	<b>55</b>	<b>12</b>	<b>4</b>	—	—	—	—	—	
113	Forestry and logging .....	(B)	(D)	(D)	40	35	5	—	—	—	—	—	—	—	
1131	Timber tract operations .....	(A)	(D)	(D)	4	3	1	—	—	—	—	—	—	—	
11311	Timber tract operations .....	(A)	(D)	(D)	4	3	1	—	—	—	—	—	—	—	
113110	Timber tract operations .....	(A)	(D)	(D)	4	3	1	—	—	—	—	—	—	—	
1132	Forest nurseries & gathering forest products .....	(A)	(D)	(D)	2	1	1	—	—	—	—	—	—	—	
11321	Forest nurseries & gathering forest products .....	(A)	(D)	(D)	2	1	1	—	—	—	—	—	—	—	
113210	Forest nurseries & gathering forest products .....	(A)	(D)	(D)	2	1	1	—	—	—	—	—	—	—	
1133	Logging .....	(B)	(D)	(D)	34	31	3	—	—	—	—	—	—	—	
11331	Logging .....	(B)	(D)	(D)	34	31	3	—	—	—	—	—	—	—	
113310	Logging .....	(B)	(D)	(D)	34	31	3	—	—	—	—	—	—	—	
114	Fishing, hunting & trapping .....	(F)	(D)	(D)	238	198	32	6	2	—	—	—	—	—	
1141	Fishing .....	(F)	(D)	(D)	236	196	32	6	2	—	—	—	—	—	
11411	Fishing .....	(F)	(D)	(D)	236	196	32	6	2	—	—	—	—	—	
114111	Finfish fishing .....	362	1 142	6 065	156	126	26	4	—	—	—	—	—	—	
114112	Shellfish fishing .....	(C)	(D)	(D)	80	70	6	2	2	—	—	—	—	—	
1142	Hunting & trapping .....	(A)	(D)	(D)	2	2	—	—	—	—	—	—	—	—	
11421	Hunting & trapping .....	(A)	(D)	(D)	2	2	—	—	—	—	—	—	—	—	
114210	Hunting & trapping .....	(A)	(D)	(D)	2	2	—	—	—	—	—	—	—	—	
115	Agriculture & forestry support activities .....	359	1 498	7 328	104	78	18	6	2	—	—	—	—	—	
1151	Crop production support activities .....	(C)	(D)	(D)	24	17	3	3	1	—	—	—	—	—	
11511	Crop production support activities .....	(C)	(D)	(D)	24	17	3	3	1	—	—	—	—	—	
115112	Soil preparation, planting, & cultivating .....	43	158	1 040	13	10	1	2	—	—	—	—	—	—	
115113	Crop harvesting, primarily by machine .....	(A)	(D)	(D)	2	1	—	1	—	—	—	—	—	—	
115114	Postharvest crop activities (exc ginning) .....	(B)	(D)	(D)	5	3	1	—	1	—	—	—	—	—	
115115	Farm labor contractors & crew leaders .....	(A)	(D)	(D)	1	1	—	—	—	—	—	—	—	—	
115116	Farm management services .....	(A)	(D)	(D)	3	2	1	—	—	—	—	—	—	—	
1152	Animal production support activities .....	168	490	2 074	67	54	10	3	—	—	—	—	—	—	
11521	Animal production support activities .....	168	490	2 074	67	54	10	3	—	—	—	—	—	—	
115210	Animal production support activities .....	168	490	2 074	67	54	10	3	—	—	—	—	—	—	
1153	Forestry support activities .....	(B)	(D)	(D)	13	7	5	—	1	—	—	—	—	—	
11531	Forestry support activities .....	(B)	(D)	(D)	13	7	5	—	1	—	—	—	—	—	
115310	Forestry support activities .....	(B)	(D)	(D)	13	7	5	—	1	—	—	—	—	—	
<b>21</b>	<b>Mining</b> .....	<b>1 080</b>	<b>8 604</b>	<b>53 813</b>	<b>95</b>	<b>41</b>	<b>16</b>	<b>20</b>	<b>16</b>	<b>2</b>	—	—	—	—	
211	Oil & gas extraction .....	(A)	(D)	(D)	6	5	1	—	—	—	—	—	—	—	
2111	Oil & gas extraction .....	(A)	(D)	(D)	6	5	1	—	—	—	—	—	—	—	
21111	Oil & gas extraction .....	(A)	(D)	(D)	6	5	1	—	—	—	—	—	—	—	
211111	Crude petroleum & natural gas extraction .....	(A)	(D)	(D)	6	5	1	—	—	—	—	—	—	—	
212	Mining (except oil & gas) .....	(G)	(D)	(D)	78	27	14	19	16	2	—	—	—	—	
2121	Coal mining .....	(A)	(D)	(D)	1	—	1	—	—	—	—	—	—	—	
21211	Coal mining .....	(A)	(D)	(D)	1	—	1	—	—	—	—	—	—	—	
212111	Bituminous coal & lignite surface mining .....	(D)	(D)	(D)	1	—	1	—	—	—	—	—	—	—	
2123	Nonmetallic mineral mining & quarrying .....	(G)	(D)	(D)	77	27	13	19	16	2	—	—	—	—	
21231	Stone mining & quarrying .....	(E)	(D)	(D)	26	5	5	8	6	2	—	—	—	—	
212311	Dimension stone mining & quarrying .....	(A)	(D)	(D)	2	1	—	1	—	—	—	—	—	—	
212312	Crushed & broken limestone mining & quarrying .....	(B)	(D)	(D)	2	1	—	—	1	—	—	—	—	—	
212313	Crushed & broken granite mining & quarrying .....	77	725	4 081	4	—	1	1	2	—	—	—	—	—	
212319	Other crushed & broken stone mining & quarrying .....	355	2 861	16 880	18	3	4	6	3	2	—	—	—	—	
21232	Sand, gravel, clay, refractory minerals mining .....	500	3 709	22 121	48	21	7	11	9	—	—	—	—	—	
212321	Construction sand & gravel mining .....	(E)	(D)	(D)	44	18	7	11	8	—	—	—	—	—	
212322	Industrial sand mining .....	(A)	(D)	(D)	3	3	—	—	—	—	—	—	—	—	
212325	Clay & ceramic & refractory minerals mining .....	(B)	(D)	(D)	1	—	—	—	1	—	—	—	—	—	
21239	Other nonmetallic mineral mining & quarrying .....	(B)	(D)	(D)	3	1	1	—	1	—	—	—	—	—	
212393	Other chemical & fertilizer mineral mining .....	(A)	(D)	(D)	1	1	—	—	—	—	—	—	—	—	
212399	All other nonmetallic mineral mining .....	(B)	(D)	(D)	2	—	1	—	1	—	—	—	—	—	
213	Mining support activities .....	(B)	(D)	(D)	11	9	1	1	—	—	—	—	—	—	
2131	Mining support activities .....	(B)	(D)	(D)	11	9	1	1	—	—	—	—	—	—	
21311	Mining support activities .....	(B)	(D)	(D)	11	9	1	1	—	—	—	—	—	—	
213111	Drilling oil & gas wells .....	(A)	(D)	(D)	3	3	—	—	—	—	—	—	—	—	
213112	Oil & gas operations support activities .....	(B)	(D)	(D)	5	3	1	1	—	—	—	—	—	—	
213114	Support activities for metal mining .....	(A)	(D)	(D)	2	2	—	—	—	—	—	—	—	—	
213115	Nonmetallic minerals support activity (exc fuels) .....	(A)	(D)	(D)	1	1	—	—	—	—	—	—	—	—	
<b>22</b>	<b>Utilities</b> .....	<b>14 707</b>	<b>249 351</b>	<b>967 928</b>	<b>263</b>	<b>85</b>	<b>35</b>	<b>41</b>	<b>28</b>	<b>32</b>	<b>29</b>	<b>9</b>	<b>4</b>	—	
221	Utilities .....	14 707	249 351	967 928	263	85	35	41	28	32	29	9	4	—	
2211	Elec pwr generation, transmsn & distribution .....	10 345	183 622	702 836	150	45	16	22	17	20	21	5	4	—	
22111	Electric power generation .....	2 184	40 961	165 280	49	14	9	9	4	6	6	1	—	—	
221111	Hydroelectric power generation .....	453	6 767	26 352	19	7	5	3	1	2	1	—	—	—	
221112	Fossil fuel electric power generation .....	802	16 226	66 440	16	3	3	2	3	3	3	—	—	—	
221119	Other electric power generation .....	929	17 968	72 488	14	4	1	4	1	1	2	1	—	—	
22112	Electric pwr transmsn, control & distribution .....	8 161	142 661	537 556	101	31	7	13	13	14	15	4	4	—	
221122	Electric power distribution .....	8 161	142 661	537 556	101	31	7	13	13	14	15	4	4	—	

Note: Employment-size classes are indicated as follows: A—0 to 19; B—20 to 99; C—100 to 249; E—250 to 499; F—500 to 2,499; G—1,000 to 2,499; H—2,500 to 4,999; I—5,000 to 9,999; J—10,000 to 24,999; K—25,000 to 49,999; L—50,000 to 99,999; M—100,000 or more.

## Table 2. The State—Employees, Payroll, and Establishments by Industry: 1999—Con.

[Excludes most government employees, railroad employees, and self-employed persons. Size class 1 to 4 includes establishments with payroll, but no employees, during mid-March pay period. (D) denotes figures withheld to avoid disclosing data for individual companies; the data are included in broader industry totals. For explanation of terms, abbreviations, and data reliability/comparability, see introductory text]

NAICS code	Industry	Number of employees for week including March 12	Payroll (\$1,000)		Total number of establishments	Number of establishments by employment-size class									
			First quarter	Annual		1 to 4	5 to 9	10 to 19	20 to 49	50 to 99	100 to 249	250 to 499	500 to 999	1,000 or more	
<b>22</b>	<b>Utilities—Con.</b>														
221	Utilities—Con.														
2212	Natural gas distribution . . . . .	3 898	60 916	243 982	60	11	7	13	6	11	8	4	—	—	
22121	Natural gas distribution . . . . .	3 898	60 916	243 982	60	11	7	13	6	11	8	4	—	—	
221210	Natural gas distribution . . . . .	3 898	60 916	243 982	60	11	7	13	6	11	8	4	—	—	
2213	Water, sewage & other systems . . . . .	464	4 813	21 110	53	29	12	6	5	1	—	—	—	—	
22131	Water supply & irrigation systems . . . . . (C)	(D)	(D)	(D)	27	17	5	3	2	—	—	—	—	—	
221310	Water supply & irrigation systems . . . . . (C)	(D)	(D)	(D)	27	17	5	3	2	—	—	—	—	—	
22132	Sewage treatment facilities . . . . . (C)	(D)	(D)	(D)	24	11	7	3	3	—	—	—	—	—	
221320	Sewage treatment facilities . . . . . (C)	(D)	(D)	(D)	24	11	7	3	3	—	—	—	—	—	
22133	Steam & air-conditioning supply . . . . . (B)	(D)	(D)	(D)	2	1	—	—	—	1	—	—	—	—	
221330	Steam & air-conditioning supply . . . . . (B)	(D)	(D)	(D)	2	1	—	—	—	1	—	—	—	—	
<b>23</b>	<b>Construction . . . . .</b>	<b>111 489</b>	<b>1 024 255</b>	<b>5 074 494</b>	<b>15 860</b>	<b>10 590</b>	<b>2 729</b>	<b>1 442</b>	<b>772</b>	<b>216</b>	<b>93</b>	<b>15</b>	<b>3</b>	—	
233	Building, developing & general contracting . . . . .	27 603	269 292	1 259 842	4 607	3 234	769	374	172	34	19	4	1	—	
2331	Land subdivision & land development . . . . .	1 618	18 829	79 259	261	196	38	17	7	1	—	2	—	—	
23311	Land subdivision & land development . . . . .	1 618	18 829	79 259	261	196	38	17	7	1	—	2	—	—	
233110	Land subdivision & land development . . . . .	1 618	18 829	79 259	261	196	38	17	7	1	—	2	—	—	
2332	Residential building construction . . . . .	13 546	102 552	510 753	3 491	2 649	560	198	72	11	1	—	—	—	
23321	Single-family housing construction . . . . .	12 546	93 649	466 343	3 310	2 522	536	180	61	10	1	—	—	—	
233210	Single-family housing construction . . . . .	12 546	93 649	466 343	3 310	2 522	536	180	61	10	1	—	—	—	
23322	Multifamily housing construction . . . . .	1 000	8 903	44 410	181	127	24	18	11	1	—	—	—	—	
233220	Multifamily housing construction . . . . .	1 000	8 903	44 410	181	127	24	18	11	1	—	—	—	—	
2333	Nonresidential building construction . . . . .	12 439	147 911	669 830	855	389	171	159	93	22	18	2	1	—	
23331	Mfg & industrial building construction . . . . .	1 461	14 723	66 415	163	82	28	31	19	3	—	—	—	—	
233310	Mfg & industrial building construction . . . . .	1 461	14 723	66 415	163	82	28	31	19	3	—	—	—	—	
23332	Commercial & institutional bldg construction . . . . .	10 978	133 188	603 415	692	307	143	128	74	19	18	2	1	—	
233320	Commercial & institutional bldg construction . . . . .	10 978	133 188	603 415	692	307	143	128	74	19	18	2	1	—	
234	Heavy construction . . . . .	14 006	152 747	844 789	883	427	162	130	104	35	21	3	1	—	
2341	Highway, street, bridge & tunnel construction . . . . .	6 588	79 009	437 556	291	147	44	36	32	17	11	3	1	—	
23411	Highway & street construction . . . . .	4 415	49 750	302 290	261	142	42	31	28	9	7	2	—	—	
234110	Highway & street construction . . . . .	4 415	49 750	302 290	261	142	42	31	28	9	7	2	—	—	
23412	Bridge & tunnel construction . . . . .	2 173	29 259	135 266	30	5	2	5	4	8	4	1	1	—	
234120	Bridge & tunnel construction . . . . .	2 173	29 259	135 266	30	5	2	5	4	8	4	1	1	—	
2349	Other heavy construction . . . . .	7 418	73 738	407 233	592	280	118	94	72	18	10	—	—	—	
23491	Water, sewer & pipeline construction . . . . .	2 202	20 508	130 842	175	66	44	30	27	7	1	—	—	—	
234910	Water, sewer & pipeline construction . . . . .	2 202	20 508	130 842	175	66	44	30	27	7	1	—	—	—	
23492	Pwr, communication transmnsn line construction . . . . .	605	5 728	34 160	56	28	13	7	6	1	1	—	—	—	
234920	Pwr, communication transmnsn line construction . . . . .	605	5 728	34 160	56	28	13	7	6	1	1	—	—	—	
23493	Industrial nonbuilding structure construction . . . . .	136	1 216	6 958	14	5	3	3	3	—	—	—	—	—	
234930	Industrial nonbuilding structure construction . . . . .	136	1 216	6 958	14	5	3	3	3	—	—	—	—	—	
23499	All other heavy construction . . . . .	4 475	46 286	235 273	347	181	58	54	36	10	8	—	—	—	
234990	All other heavy construction . . . . .	4 475	46 286	235 273	347	181	58	54	36	10	8	—	—	—	
235	Special trade contractors . . . . .	69 880	602 216	2 969 863	10 370	6 929	1 798	938	496	147	53	8	1	—	
2351	Plumbing, heating & AC contractor . . . . .	17 209	162 740	763 785	2 306	1 416	467	251	120	40	11	—	1	—	
23511	Plumbing, heating & AC contractor . . . . .	17 209	162 740	763 785	2 306	1 416	467	251	120	40	11	—	1	—	
235110	Plumbing, heating & AC contractor . . . . .	17 209	162 740	763 785	2 306	1 416	467	251	120	40	11	—	1	—	
2352	Painting & wall covering contractors . . . . .	3 522	22 423	128 831	899	717	110	48	19	3	1	1	—	—	
23521	Painting & wall covering contractors . . . . .	3 522	22 423	128 831	899	717	110	48	19	3	1	1	—	—	
235210	Painting & wall covering contractors . . . . .	3 522	22 423	128 831	899	717	110	48	19	3	1	1	—	—	
2353	Electrical contractors . . . . .	16 049	151 562	705 960	1 943	1 229	366	177	115	38	14	4	—	—	
23531	Electrical contractors . . . . .	16 049	151 562	705 960	1 943	1 229	366	177	115	38	14	4	—	—	
235310	Electrical contractors . . . . .	16 049	151 562	705 960	1 943	1 229	366	177	115	38	14	4	—	—	
2354	Masonry, drywall, insulation, tile contractors . . . . .	7 551	62 775	314 017	976	655	147	86	60	19	8	1	—	—	
23541	Masonry & stone contractors . . . . .	2 995	25 164	138 304	497	366	66	32	21	8	4	—	—	—	
235410	Masonry & stone contractors . . . . .	2 995	25 164	138 304	497	366	66	32	21	8	4	—	—	—	
23542	Drywall, acoustical & insulation contractors . . . . .	4 179	34 308	159 163	406	241	67	46	36	11	4	1	—	—	
235420	Drywall, acoustical & insulation contractors . . . . .	4 179	34 308	159 163	406	241	67	46	36	11	4	1	—	—	
23543	Tile, marble, terrazzo & mosaic contractors . . . . .	377	3 303	16 550	73	48	14	8	3	—	—	—	—	—	
235430	Tile, marble, terrazzo & mosaic contractors . . . . .	377	3 303	16 550	73	48	14	8	3	—	—	—	—	—	
2355	Carpentry & floor contractors . . . . .	6 138	43 370	207 156	1 499	1 168	210	76	32	9	4	—	—	—	
23551	Carpentry contractors . . . . .	4 587	30 187	148 615	1 164	933	141	57	22	7	4	—	—	—	
235510	Carpentry contractors . . . . .	4 587	30 187	148 615	1 164	933	141	57	22	7	4	—	—	—	
23552	Floor laying & other floor contractors . . . . .	1 551	13 183	58 541	335	235	69	19	10	2	—	—	—	—	
235520	Floor laying & other floor contractors . . . . .	1 551	13 183	58 541	335	235	69	19	10	2	—	—	—	—	
2356	Roofing, siding, & sheet metal contractors . . . . .	3 821	30 303	156 961	518	316	90	63	41	5	3	—	—	—	
23561	Roofing, siding, & sheet metal contractors . . . . .	3 821	30 303	156 961	518	316	90	63	41	5	3	—	—	—	
235610	Roofing, siding, & sheet metal contractors . . . . .	3 821	30 303	156 961	518	316	90	63	41	5	3	—	—	—	
2357	Concrete contractors . . . . .	3 446	23 975	142 898	510	349	84	47	18	9	2	1	—	—	
23571	Concrete contractors . . . . .	3 446	23 975	142 898	510	349	84	47	18	9	2	1	—	—	
235710	Concrete contractors . . . . .	3 446	23 975	142 898	510	349	84	47	18	9	2	1	—	—	
2358	Water well drilling contractors . . . . .	309	3 081	15 601	43	23	12	3	5	—	—	—	—	—	
23581	Water well drilling contractors . . . . .	309	3 081	15 601	43	23	12	3	5	—	—	—	—	—	
235810	Water well drilling contractors . . . . .	309	3 081	15 601	43	23	12	3	5	—	—	—	—	—	

Note: Employment-size classes are indicated as follows: A—0 to 19; B—20 to 99; C—100 to 249; E—250 to 499; F—500 to 999; G—1,000 to 2,499; H—2,500 to 4,999; I—5,000 to 9,999; J—10,000 to 24,999; K—25,000 to 49,999; L—50,000 to 99,999; M—100,000 or more.

Table 2. The State—Employees, Payroll, and Establishments by Industry: 1999—Con.

[Excludes most government employees, railroad employees, and self-employed persons. Size class 1 to 4 includes establishments with payroll, but no employees, during mid-March pay period. (D) denotes figures withheld to avoid disclosing data for individual companies; the data are included in broader industry totals. For explanation of terms, abbreviations, and data reliability/comparability, see introductory text.]

Table with columns: NAICS code, Industry, Number of employees for week including March 12, Payroll (\$1,000) (First quarter, Annual), Total number of establishments, and Number of establishments by employment-size class (1 to 4, 5 to 9, 10 to 19, 20 to 49, 50 to 99, 100 to 249, 250 to 499, 500 to 999, 1,000 or more).

Note: Employment-size classes are indicated as follows: A—0 to 19; B—20 to 99; C—100 to 249; E—250 to 499; F—500 to 999; G—1,000 to 2,499; H—2,500 to 4,999; I—5,000 to 9,999; J—10,000 to 24,999; K—25,000 to 49,999; L—50,000 to 99,999; M—100,000 or more.

**Table 2. The State—Employees, Payroll, and Establishments by Industry: 1999—Con.**

[Excludes most government employees, railroad employees, and self-employed persons. Size class 1 to 4 includes establishments with payroll, but no employees, during mid-March pay period. (D) denotes figures withheld to avoid disclosing data for individual companies; the data are included in broader industry totals. For explanation of terms, abbreviations, and data reliability/comparability, see introductory text]

NAICS code	Industry	Number of employees for week including March 12	Payroll (\$1,000)		Total number of establishments	Number of establishments by employment-size class								
			First quarter	Annual		1 to 4	5 to 9	10 to 19	20 to 49	50 to 99	100 to 249	250 to 499	500 to 999	1,000 or more
<b>31-33</b>	<b>Manufacturing—Con.</b>													
311	Food mfg—Con.													
3119	Other food mfg—Con.													
31194	Seasoning & dressing mfg	(F)	(D)	(D)	12	4	1	1	3	1	1	1		
311941	Mayonnaise, dressing & oth prepared sauce mfg	(F)	(D)	(D)	8	3	—	1	2	1	—	1	—	—
311942	Spice & extract mfg	(C)	(D)	(D)	4	1	—	—	1	—	—	—	—	—
31199	All other food mfg	812	5 572	23 157	24	7	2	7	2	2	4	—	—	—
311991	Perishable prepared food mfg	385	2 980	11 666	10	2	2	2	1	1	2	—	—	—
311999	All other miscellaneous food mfg	427	2 592	11 491	14	5	—	5	1	1	2	—	—	—
312	Beverage & tobacco product	2 433	22 722	94 301	51	25	7	4	4	4	5	—	2	—
3121	Beverage mfg	2 433	22 722	94 301	51	25	7	4	4	4	5	—	2	—
31211	Soft drink & ice mfg	2 033	18 800	76 247	27	11	3	2	2	3	4	—	—	—
312111	Soft drink mfg	(G)	(D)	(D)	15	5	1	1	—	3	3	—	2	—
312112	Bottled water mfg	(C)	(D)	(D)	3	—	—	1	1	—	1	—	—	—
312113	Ice mfg	45	244	1 651	9	6	2	—	1	—	—	—	—	—
31212	Breweries	(C)	(D)	(D)	18	10	4	2	1	1	—	—	—	—
312120	Breweries	(C)	(D)	(D)	18	10	4	2	1	1	—	—	—	—
31213	Wineries	(B)	(D)	(D)	2	1	—	—	1	—	—	—	—	—
312130	Wineries	(B)	(D)	(D)	2	1	—	—	1	—	—	—	—	—
31214	Distilleries	(C)	(D)	(D)	4	3	—	—	—	—	1	—	—	—
312140	Distilleries	(C)	(D)	(D)	4	3	—	—	—	—	1	—	—	—
313	Textile mills	12 099	95 899	421 493	158	43	15	22	29	23	17	5	2	2
3131	Fiber, yarn & thread mills	820	6 072	24 734	17	7	1	3	2	1	3	—	—	—
31311	Fiber, yarn & thread mills	820	6 072	24 734	17	7	1	3	2	1	3	—	—	—
313111	Yarn spinning mills	(F)	(D)	(D)	10	3	1	3	1	—	2	—	—	—
313112	Yarn texturing, throwing & twisting mills	(C)	(D)	(D)	1	—	—	—	—	—	1	—	—	—
313113	Thread mills	(C)	(D)	(D)	6	4	—	—	1	1	—	—	—	—
3132	Fabric mills	5 585	39 837	178 989	69	16	9	11	12	12	6	1	1	1
31321	Broadwoven fabric mills	3 772	26 360	120 206	28	7	6	4	3	4	1	1	1	1
313210	Broadwoven fabric mills	3 772	26 360	120 206	28	7	6	4	3	4	1	1	1	1
31322	Narrow fabric mills & schiffli mach embroidery	452	2 277	11 100	22	7	3	4	6	2	—	—	—	—
313221	Narrow fabric mills	(E)	(D)	(D)	19	4	3	4	6	2	—	—	—	—
313222	Schiffli machine embroidery	(A)	(D)	(D)	3	3	—	—	—	—	—	—	—	—
31323	Nonwoven fabric mills	884	7 463	31 646	13	1	—	2	3	4	3	—	—	—
313230	Nonwoven fabric mills	884	7 463	31 646	13	1	—	2	3	4	3	—	—	—
31324	Knit fabric mills	477	3 737	16 037	6	1	—	1	—	2	2	—	—	—
313241	Weft knit fabric mills	(E)	(D)	(D)	3	—	—	1	—	1	1	—	—	—
313249	Other knit fabric & lace mills	(C)	(D)	(D)	3	1	—	—	—	1	1	—	—	—
3133	Textile, fabric finishing, fabric coating mills	5 694	49 990	217 770	72	20	5	8	15	10	8	4	1	1
31331	Textile & fabric finishing mills	4 251	36 188	156 815	48	16	3	7	8	4	5	3	1	1
313311	Broadwoven fabric finishing mills	2 464	20 084	92 080	36	15	2	3	4	4	3	1	—	—
313312	Textile, fabric finishing (exc broadwoven) mills	1 787	16 104	64 735	12	1	1	4	4	—	—	—	—	1
31332	Fabric coating mills	1 443	13 802	60 955	24	4	2	1	7	6	3	1	—	—
313320	Fabric coating mills	1 443	13 802	60 955	24	4	2	1	7	6	3	1	—	—
314	Textile product mills	4 556	28 595	118 804	196	82	36	26	35	8	5	4	—	—
3141	Textile furnishings mills	2 167	10 992	50 341	80	38	15	4	14	3	4	2	—	—
31411	Carpet & rug mills	150	1 097	5 002	9	3	3	—	2	1	—	—	—	—
314110	Carpet & rug mills	150	1 097	5 002	9	3	3	—	2	1	—	—	—	—
31412	Curtain & linen mills	2 017	9 895	45 339	71	35	12	4	12	2	4	2	—	—
314121	Curtain & drapery mills	1 620	7 856	36 118	58	31	10	3	9	1	2	2	—	—
314129	Other household textile product mills	397	2 039	9 221	13	4	2	1	3	1	2	—	—	—
3149	Other textile product mills	2 389	17 603	68 463	116	44	21	22	21	5	1	2	—	—
31491	Textile bag & canvas mills	336	2 639	11 301	47	27	9	6	5	—	—	—	—	—
314911	Textile bag mills	11	44	194	3	1	—	—	—	—	—	—	—	—
314912	Canvas & related product mills	325	2 595	11 107	44	26	7	6	5	—	—	—	—	—
31499	All other textile product mills	2 053	14 964	57 162	69	17	12	16	16	5	1	2	—	—
314991	Rope, cordage & twine mills	(C)	(D)	(D)	6	1	2	2	—	—	1	—	—	—
314999	All other miscellaneous textile product mills	(G)	(D)	(D)	63	16	10	14	16	5	—	2	—	—
315	Apparel manufacturing	7 916	38 589	184 476	248	105	41	23	37	22	13	6	1	—
3151	Apparel knitting mills	(C)	(D)	(D)	5	2	1	—	1	1	—	—	—	—
31511	Hosiery & sock mills	(A)	(D)	(D)	1	—	1	—	—	—	—	—	—	—
315119	Other hosiery & sock mills	(A)	(D)	(D)	1	—	1	—	—	—	—	—	—	—
31519	Other apparel knitting mills	(C)	(D)	(D)	4	2	—	—	1	1	—	—	—	—
315191	Outerwear knitting mills	(C)	(D)	(D)	4	2	—	—	1	1	—	—	—	—
3152	Cut & sew apparel mfg	7 147	35 101	169 152	193	76	31	20	29	17	13	6	1	—
31521	Cut & sew apparel contractors	1 828	6 611	32 949	103	46	17	16	11	10	3	—	—	—
315211	Men's, boys' cut & sew apparel contractors	206	935	4 879	5	—	1	1	2	—	1	—	—	—
315212	Women's, girls', infants, cut, sew apparel contr	1 622	5 676	28 070	98	46	16	15	9	10	2	—	—	—
31522	Men's, boys' cut & sew apparel mfg	3 132	15 290	64 828	29	7	5	2	2	6	4	1	—	—
315222	Men's, boys' cut & sew suit, coat, overcoat mfg	2 325	12 169	51 635	16	4	2	1	1	—	4	3	1	—
315223	Men's, boys' cut & sew shirt (exc work) mfg	(E)	(D)	(D)	5	2	—	—	1	—	2	—	—	—
315224	Men's, boys' cut & sew trouser, slack, jean mfg	(E)	(D)	(D)	2	—	—	—	—	1	—	1	—	—
315225	Men's, boys' cut & sew work clothing mfg	(A)	(D)	(D)	2	1	1	—	—	—	—	—	—	—
315228	Men's, boys' cut & sew oth outerwear mfg	(C)	(D)	(D)	4	—	2	1	—	1	—	—	—	—
31523	Women's, girls' cut & sew apparel mfg	2 090	12 785	69 493	49	16	7	2	13	5	4	2	—	—
315231	Women's, girls' cut & sew lingerie mfg	(C)	(D)	(D)	2	—	—	—	—	1	1	—	—	—
315232	Women's, girls' cut & sew blouse mfg	(B)	(D)	(D)	6	4	1	1	—	—	—	—	—	—
315233	Women's, girls' cut & sew dress mfg	275	1 423	5 668	9	1	2	1	3	2	—	—	—	—
315234	Women's, girls' cut & sew suit, coat, skirt mfg	966	6 558	41 069	14	1	2	—	6	2	2	1	—	—
315239	Women's, girls' cut & sew other outerwear mfg	616	3 720	17 422	18	10	2	—	4	—	1	1	—	—

Note: Employment-size classes are indicated as follows: A—0 to 19; B—20 to 99; C—100 to 249; E—250 to 499; F—500 to 999; G—1,000 to 2,499; H—2,500 to 4,999; I—5,000 to 9,999; J—10,000 to 24,999; K—25,000 to 49,999; L—50,000 to 99,999; M—100,000 or more.









Table 2. The State—Employees, Payroll, and Establishments by Industry: 1999—Con.

[Excludes most government employees, railroad employees, and self-employed persons. Size class 1 to 4 includes establishments with payroll, but no employees, during mid-March pay period. (D) denotes figures withheld to avoid disclosing data for individual companies; the data are included in broader industry totals. For explanation of terms, abbreviations, and data reliability/comparability, see introductory text]

NAICS code	Industry	Number of employees for week including March 12	Payroll (\$1,000)		Total number of establishments	Number of establishments by employment-size class									
			First quarter	Annual		1 to 4	5 to 9	10 to 19	20 to 49	50 to 99	100 to 249	250 to 499	500 to 999	1,000 or more	
<b>31-33</b>	<b>Manufacturing—Con.</b>														
331	Primary metal mfg—Con.														
3314	Nonferrous (exc alum) production & processing—Con.														
33142	Copper rolling, drawing, extruding & alloying	(F)	(D)	(D)	12	1	1	—	3	5	2	—	—	—	
331421	Copper rolling, drawing & extruding	(E)	(D)	(D)	3	1	—	—	—	1	1	—	—	—	
331422	Copper wire (except mechanical) drawing	646	5 526	24 900	8	—	—	—	3	4	1	—	—	—	
331423	Secondary smelting, refining, alloying of copper	(A)	(D)	(D)	1	—	1	—	—	—	—	—	—	—	
33149	Other nonferrous roll, draw, extruding, alloying	1 446	14 418	60 922	14	1	—	—	5	5	1	2	—	—	
331491	Other nonferrous metal roll, draw, extruding	764	6 314	26 269	8	1	—	—	3	3	—	1	—	—	
331492	Oth nonferrous secondary smelt, refine, alloying	682	8 104	34 653	6	—	—	—	2	2	1	1	—	—	
3315	Foundries	1 910	14 698	66 290	66	15	15	15	14	1	5	1	—	—	
33151	Ferrous metal foundries	855	7 103	32 847	25	6	2	5	8	1	3	—	—	—	
331511	Iron foundries	630	5 103	24 412	20	5	2	5	5	1	2	—	—	—	
331512	Steel investment foundries	(B)	(D)	(D)	1	—	—	—	1	—	—	—	—	—	
331513	Steel foundries (except investment)	(C)	(D)	(D)	4	1	—	—	2	—	1	—	—	—	
33152	Nonferrous metal foundries	1 055	7 595	33 443	41	9	13	10	6	—	2	1	—	—	
331521	Aluminum die-casting foundries	548	4 054	15 802	7	1	2	2	—	—	1	1	—	—	
331522	Nonferrous (exc alum) die-casting foundries	(C)	(D)	(D)	4	1	1	1	—	—	1	—	—	—	
331524	Aluminum foundries (except die-casting)	188	1 553	8 227	15	3	5	4	3	—	—	—	—	—	
331525	Copper foundries (except die-casting)	102	625	3 251	12	4	5	1	2	—	—	—	—	—	
331528	Oth nonferrous foundries (except die-casting)	(B)	(D)	(D)	3	—	—	2	1	—	—	—	—	—	
332	Fabricated metal product mfg	44 613	408 699	1 754 526	1 696	528	322	337	321	117	51	12	5	3	
3321	Forging & stamping	4 506	41 914	181 631	96	22	13	17	22	15	4	1	2	—	
33211	Forging & stamping	4 506	41 914	181 631	96	22	13	17	22	15	4	1	2	—	
332111	Iron & steel forging	1 121	14 467	59 674	6	—	1	1	—	2	1	—	1	—	
332112	Nonferrous forging	(A)	(D)	(D)	2	1	—	1	—	—	—	—	—	—	
332114	Custom roll forming	(C)	(D)	(D)	9	1	2	3	3	—	—	—	—	—	
332116	Metal stamping	2 756	22 306	100 656	74	20	8	11	19	12	3	—	1	—	
332117	Powder metallurgy parts mfg	457	3 779	15 563	5	—	2	1	—	1	—	1	—	—	
3322	Cutlery & handtool mfg	5 940	59 849	233 217	59	10	8	13	14	5	2	4	1	2	
33221	Cutlery & handtool mfg	5 940	59 849	233 217	59	10	8	13	14	5	2	4	1	2	
332211	Cutlery & flatware (exc precious) mfg	(G)	(D)	(D)	4	—	—	1	—	1	1	—	—	1	
332212	Hand & edge tool mfg	2 678	22 287	89 646	49	10	6	12	13	4	1	2	—	1	
332213	Saw blade & handsaw mfg	(G)	(D)	(D)	6	—	2	—	1	—	—	2	1	—	
3323	Architectural & structural metals mfg	6 584	59 263	262 435	294	74	61	56	66	29	7	1	—	—	
33231	Plate work & fabricated structural prod mfg	1 682	15 312	65 826	71	21	13	13	13	8	3	—	—	—	
332311	Prefab metal building & component mfg	(B)	(D)	(D)	3	1	—	—	2	—	—	—	—	—	
332312	Fabricated structural metal mfg	884	7 861	33 568	47	14	10	10	7	6	—	—	—	—	
332313	Plate work mfg	(F)	(D)	(D)	21	6	3	3	4	2	3	—	—	—	
33232	Ornamental & architectural metal prod mfg	4 902	43 951	196 609	223	53	48	43	53	21	4	1	—	—	
332321	Metal window & door mfg	445	3 256	14 473	23	9	3	2	6	3	—	—	—	—	
332322	Sheet metal work mfg	3 726	34 330	153 977	151	25	34	33	39	16	3	1	—	—	
332323	Ornamental & architectural metal work mfg	731	6 365	29 039	49	19	11	8	8	2	1	—	—	—	
3324	Boiler, tank & shipping container mfg	819	6 842	29 153	37	13	5	10	5	2	2	—	—	—	
33241	Power boiler & heat exchanger mfg	(C)	(D)	(D)	12	2	1	8	—	1	—	—	—	—	
332410	Power boiler & heat exchanger mfg	(C)	(D)	(D)	12	2	1	8	—	1	—	—	—	—	
33242	Metal tank (heavy gauge) mfg	(C)	(D)	(D)	6	2	2	1	—	1	—	—	—	—	
332420	Metal tank (heavy gauge) mfg	(C)	(D)	(D)	6	2	2	1	—	1	—	—	—	—	
33243	Light gauge metal container mfg	514	4 188	17 519	19	9	2	1	5	—	2	—	—	—	
332431	Metal can mfg	(C)	(D)	(D)	1	—	—	—	—	1	—	—	—	—	
332439	Other metal container mfg	(E)	(D)	(D)	18	9	2	1	5	—	1	—	—	—	
3325	Hardware mfg	1 313	9 647	40 608	23	2	9	2	4	2	2	2	—	—	
33251	Hardware mfg	1 313	9 647	40 608	23	2	9	2	4	2	2	2	—	—	
332510	Hardware mfg	1 313	9 647	40 608	23	2	9	2	4	2	2	2	—	—	
3326	Spring & wire product mfg	1 350	10 237	42 922	49	14	8	10	10	3	4	—	—	—	
33261	Spring & wire product mfg	1 350	10 237	42 922	49	14	8	10	10	3	4	—	—	—	
332611	Spring (heavy gauge) mfg	(B)	(D)	(D)	3	1	—	1	—	—	—	—	—	—	
332612	Spring (light gauge) mfg	(F)	(D)	(D)	8	—	2	—	4	—	2	—	—	—	
332618	Other fabricated wire product mfg	800	6 256	25 663	38	13	6	9	5	3	2	—	—	—	
3327	Mach shops, turn prod, screw, nut, bolt mfg	11 070	98 693	455 594	781	283	170	168	120	33	7	—	—	—	
33271	Machine shops	8 001	71 578	332 972	662	266	154	135	82	20	5	—	—	—	
332710	Machine shops	8 001	71 578	332 972	662	266	154	135	82	20	5	—	—	—	
33272	Turned product & screw, nut & bolt mfg	3 069	27 115	122 622	119	17	16	33	38	13	2	—	—	—	
332721	Precision turned product mfg	2 170	18 665	85 833	86	11	10	27	27	10	1	—	—	—	
332722	Bolt, nut, screw, rivet & washer mfg	899	8 450	36 789	33	6	6	6	11	3	1	—	—	—	
3328	Coating, engrave, heat treating & oth activity	4 552	34 800	153 972	206	50	34	39	58	21	4	—	—	—	
33281	Coating, engrave, heat treating & oth activity	4 552	34 800	153 972	206	50	34	39	58	21	4	—	—	—	
332811	Metal heat treating	546	4 443	18 522	21	5	2	4	6	4	—	—	—	—	
332812	Metal coating, engraving & allied services	1 519	11 614	53 620	80	19	14	14	26	7	—	—	—	—	
332813	Electropl, plating, polish, anodize, coloring	2 487	18 743	81 830	105	26	18	21	26	10	4	—	—	—	
3329	Other fabricated metal product mfg	8 479	87 454	354 994	151	60	14	22	22	7	19	4	2	1	
33291	Metal valve mfg	3 048	32 854	132 742	33	8	2	5	6	2	6	3	1	—	
332911	Industrial valve mfg	1 784	21 369	86 173	17	4	—	2	4	1	4	2	—	—	
332912	Fluid power valve & hose fitting mfg	(F)	(D)	(D)	6	3	—	—	1	1	—	—	1	—	
332913	Plumbing fixture fitting & trim mfg	(E)	(D)	(D)	4	—	—	—	—	—	1	1	—	—	
332919	Other metal valve & pipe fitting mfg	(C)	(D)	(D)	6	1	2	1	1	—	1	—	—	—	

Note: Employment-size classes are indicated as follows: A—0 to 19; B—20 to 99; C—100 to 249; E—250 to 499; F—500 to 999; G—1,000 to 2,499; H—2,500 to 4,999; I—5,000 to 9,999; J—10,000 to 24,999; K—25,000 to 49,999; L—50,000 to 99,999; M—100,000 or more.

Table 2. **The State—Employees, Payroll, and Establishments by Industry: 1999—Con.**

[Excludes most government employees, railroad employees, and self-employed persons. Size class 1 to 4 includes establishments with payroll, but no employees, during mid-March pay period. (D) denotes figures withheld to avoid disclosing data for individual companies; the data are included in broader industry totals. For explanation of terms, abbreviations, and data reliability/comparability, see introductory text]

NAICS code	Industry	Number of employees for week including March 12	Payroll (\$1,000)		Total number of establishments	Number of establishments by employment-size class								
			First quarter	Annual		1 to 4	5 to 9	10 to 19	20 to 49	50 to 99	100 to 249	250 to 499	500 to 999	1,000 or more
<b>31-33</b>	<b>Manufacturing—Con.</b>													
332	Fabricated metal product mfg—Con.													
3329	Other fabricated metal product mfg—Con.													
33299	All other fabricated metal product mfg .....	5 431	54 600	222 252	118	52	12	17	16	5	13	1	1	1
332991	Ball & roller bearing mfg .....	(C)	(D)	(D)	3	—	1	1	—	1	—	—	—	—
332993	Ammunition (exc small arms) mfg .....	1 383	17 665	70 723	3	—	—	—	—	—	2	—	—	1
332994	Small arms mfg .....	(G)	(D)	(D)	5	2	—	—	—	—	2	—	1	—
332996	Fabricated pipe & pipe fitting mfg .....	(C)	(D)	(D)	10	5	—	4	—	1	—	—	—	—
332997	Industrial pattern mfg .....	(B)	(D)	(D)	17	14	1	2	—	—	—	—	—	—
332998	Enameled iron & metal sanitary ware mfg .....	(B)	(D)	(D)	5	2	1	1	—	1	—	—	—	—
332999	All other misc fabricated metal product mfg .....	2 537	23 551	94 195	75	29	9	9	16	2	9	1	—	—
333	Machinery mfg .....	30 320	339 377	1 414 554	808	212	154	140	155	73	52	16	6	—
3331	Ag, construction & mining machinery mfg .....	642	6 401	25 939	23	6	5	4	5	1	2	—	—	—
33311	Agricultural implement mfg .....	(C)	(D)	(D)	7	4	1	1	—	—	1	—	—	—
333111	Farm machinery & equipment mfg .....	(C)	(D)	(D)	6	4	1	—	—	—	1	—	—	—
333112	Lawn & garden equipment mfg .....	(A)	(D)	(D)	1	—	—	1	—	—	—	—	—	—
33312	Construction machinery mfg .....	310	3 223	12 697	11	—	3	3	4	1	—	—	—	—
333120	Construction machinery mfg .....	310	3 223	12 697	11	—	3	3	4	1	—	—	—	—
33313	Mining & oil & gas field machinery mfg .....	(C)	(D)	(D)	5	2	1	—	1	—	1	—	—	—
333131	Mining machinery & equipment mfg .....	(B)	(D)	(D)	3	2	—	—	1	—	—	—	—	—
333132	Oil & gas field machinery & equipment mfg .....	(C)	(D)	(D)	2	—	1	—	—	—	1	—	—	—
3332	Industrial machinery mfg .....	10 624	133 581	568 954	179	42	36	25	31	18	16	7	4	—
33321	Sawmill & woodworking machinery mfg .....	31	147	621	6	2	4	—	—	—	—	—	—	—
333210	Sawmill & woodworking machinery mfg .....	31	147	621	6	2	4	—	—	—	—	—	—	—
33322	Plastics & rubber industry machinery mfg .....	2 027	23 227	98 819	28	5	3	5	5	4	4	2	—	—
333220	Plastics & rubber industry machinery mfg .....	2 027	23 227	98 819	28	5	3	5	5	4	4	2	—	—
33329	Other industrial machinery mfg .....	8 566	110 207	469 514	145	35	29	20	26	14	12	5	4	—
333291	Paper industry machinery mfg .....	1 282	18 314	51 002	20	2	6	2	5	—	4	1	—	—
333292	Textile machinery mfg .....	424	3 673	15 525	18	4	4	4	3	3	—	—	—	—
333293	Printing machinery & equipment mfg .....	956	11 381	50 170	19	3	1	2	5	5	3	—	—	—
333294	Food product machinery mfg .....	116	1 021	4 853	11	5	1	3	2	—	—	—	—	—
333295	Semiconductor machinery mfg .....	4 316	58 180	277 455	22	3	2	1	2	3	4	4	3	—
333298	All other industrial machinery mfg .....	1 472	17 638	70 509	55	18	15	8	9	3	1	—	1	—
3333	Commercial & service industry machinery mfg .....	4 881	52 205	216 194	106	23	20	14	26	8	10	4	1	—
33331	Commercial & service industry machinery mfg .....	4 881	52 205	216 194	106	23	20	14	26	8	10	4	1	—
333311	Automatic vending machine mfg .....	(A)	(D)	(D)	2	2	—	—	—	—	—	—	—	—
333312	Commercial laundry, dryclean & press mach mfg .....	(E)	(D)	(D)	2	—	—	—	—	1	—	1	—	—
333313	Office machinery mfg .....	(E)	(D)	(D)	8	1	2	—	2	3	—	—	—	—
333314	Optical instrument & lens mfg .....	2 369	26 066	110 450	45	6	8	8	10	4	7	2	—	—
333315	Photographic & photocopying equipment mfg .....	(G)	(D)	(D)	13	1	4	2	3	—	1	1	1	—
333319	Oth commercial, service industry machinery mfg .....	687	5 682	26 570	36	13	6	4	11	—	2	—	—	—
3334	HVAC & commercial refrigeration equipment mfg .....	1 636	19 051	75 042	40	9	7	5	8	8	2	1	—	—
33341	HVAC & commercial refrigeration equipment mfg .....	1 636	19 051	75 042	40	9	7	5	8	8	2	1	—	—
333411	Air purification equipment mfg .....	(E)	(D)	(D)	10	2	2	2	2	1	1	—	—	—
333412	Industrial & commercial fan & blower mfg .....	(C)	(D)	(D)	5	1	1	1	1	1	—	—	—	—
333414	Heating equipment (exc warm air furnaces) mfg .....	636	6 155	23 723	12	3	2	—	3	3	—	1	—	—
333415	AC, warm air htg & commercial refriq equip mfg .....	557	8 145	29 752	13	3	2	2	2	3	1	—	—	—
3335	Metalworking machinery mfg .....	5 398	54 344	221 025	269	89	53	59	43	19	4	1	1	—
33351	Metalworking machinery mfg .....	5 398	54 344	221 025	269	89	53	59	43	19	4	1	1	—
333511	Industrial mold mfg .....	1 307	12 254	53 304	63	12	13	19	12	6	1	—	—	—
333512	Machine tool (metal cutting types) mfg ..	460	4 601	19 362	21	7	3	3	7	—	1	—	—	—
333513	Machine tool (metal forming types) mfg ..	(E)	(D)	(D)	7	2	—	1	1	3	—	—	—	—
333514	Special die, tool, die set, jig & fixture mfg .....	882	8 339	35 215	105	51	24	22	5	3	—	—	—	—
333515	Cutting tool & machine tool accessory mfg .....	1 515	14 216	56 265	57	16	11	9	13	6	1	1	—	—
333516	Rolling mill machinery & equipment mfg ..	(F)	(D)	(D)	5	1	—	2	1	—	—	1	—	—
333518	Other metalworking machinery mfg .....	360	3 791	17 204	11	—	2	3	4	1	1	—	—	—
3336	Engine, turbine & power transmsn equip mfg ..	1 413	14 608	62 177	31	5	5	6	7	3	5	—	—	—
33361	Engine, turbine & power transmsn equip mfg .....	1 413	14 608	62 177	31	5	5	6	7	3	5	—	—	—
333611	Turbine & turbine generator set unit mfg ..	507	6 591	27 069	7	1	1	—	2	1	2	—	—	—
333612	Speed changer, ind high-speed drive & gear mfg .....	253	2 633	10 912	9	—	1	3	4	1	—	—	—	—
333613	Mechanical power transmission equipment mfg .....	(F)	(D)	(D)	8	2	2	—	1	—	3	—	—	—
333618	Other engine equipment mfg .....	(C)	(D)	(D)	7	2	1	3	—	1	—	—	—	—
3339	Other general purpose machinery mfg .....	5 726	59 187	245 223	160	38	28	27	35	16	13	3	—	—
33391	Pump & compressor mfg .....	1 423	15 675	60 565	15	—	4	1	2	1	5	2	—	—
333911	Pump & pumping equipment mfg .....	(F)	(D)	(D)	9	—	2	1	2	—	4	—	—	—
333912	Air & gas compressor mfg .....	(F)	(D)	(D)	5	—	1	—	—	1	1	2	—	—
333913	Measuring & dispensing pump mfg .....	(A)	(D)	(D)	1	—	1	—	—	—	—	—	—	—
33392	Material handling equipment mfg .....	553	4 914	22 794	26	4	5	5	10	2	—	—	—	—
333921	Elevator & moving stairway mfg .....	(B)	(D)	(D)	4	—	2	—	2	—	—	—	—	—
333922	Conveyor & conveying equipment mfg ..	(E)	(D)	(D)	13	3	2	3	4	1	—	—	—	—
333923	Overhead crane, hoist & monorail system mfg .....	(C)	(D)	(D)	5	—	—	1	3	1	—	—	—	—
333924	Ind truck, tractor, trailer, stacker mach mfg .....	(B)	(D)	(D)	4	1	1	1	1	—	—	—	—	—

Note: Employment-size classes are indicated as follows: A—0 to 19; B—20 to 99; C—100 to 249; E—250 to 499; F—500 to 999; G—1,000 to 2,499; H—2,500 to 4,999; I—5,000 to 9,999; J—10,000 to 24,999; K—25,000 to 49,999; L—50,000 to 99,999; M—100,000 or more.

**Table 2. The State—Employees, Payroll, and Establishments by Industry: 1999—Con.**

[Excludes most government employees, railroad employees, and self-employed persons. Size class 1 to 4 includes establishments with payroll, but no employees, during mid-March pay period. (D) denotes figures withheld to avoid disclosing data for individual companies; the data are included in broader industry totals. For explanation of terms, abbreviations, and data reliability/comparability, see introductory text]

NAICS code	Industry	Number of employees for week including March 12	Payroll (\$1,000)		Total number of establishments	Number of establishments by employment-size class										
			First quarter	Annual		1 to 4	5 to 9	10 to 19	20 to 49	50 to 99	100 to 249	250 to 499	500 to 999	1,000 or more		
<b>31-33</b>	<b>Manufacturing—Con.</b>															
333	Machinery mfg—Con.															
3339	Other general purpose machinery mfg—Con.															
33399	All other general purpose machinery mfg ..	3 750	38 598	161 864	119	34	19	21	23	13	8	1	—	—	—	—
333991	Power-driven handtool mfg .....	235	2 627	9 852	7	2	—	1	3	—	1	—	—	—	—	—
333992	Welding & soldering equipment mfg.....	(C)	(D)	(D)	6	2	—	2	2	—	—	—	—	—	—	—
333993	Packaging machinery mfg .....	(F)	(D)	(D)	16	5	2	3	3	1	2	—	—	—	—	—
333994	Industrial process furnace & oven mfg...	505	4 103	17 653	11	1	3	2	2	1	2	—	—	—	—	—
333996	Fluid power pump & motor mfg .....	(C)	(D)	(D)	3	—	1	1	—	—	1	—	—	—	—	—
333997	Scale & balance (except laboratory) mfg.	(B)	(D)	(D)	2	—	1	—	—	1	—	—	—	—	—	—
333999	All other general purpose machinery mfg .....	2 174	22 954	94 665	74	24	12	12	13	10	2	1	—	—	—	—
334	Computer & electronic product mfg .....	108 994	1 581 241	6 851 296	899	213	103	141	158	123	80	38	19	24		
3341	Computer & peripheral equipment mfg .....	8 229	119 035	488 826	112	39	15	13	19	9	10	2	2	3		
33411	Computer & peripheral equipment mfg .....	8 229	119 035	488 826	112	39	15	13	19	9	10	2	2	3		
334111	Electronic computer mfg .....	670	7 040	31 944	20	9	2	1	4	1	3	—	—	—		
334112	Computer storage device mfg .....	(G)	(D)	(D)	15	8	4	1	1	—	—	—	—	—	1	
334113	Computer terminal mfg .....	(B)	(D)	(D)	10	6	1	2	1	—	—	—	—	—	—	
334119	Other computer peripheral equipment mfg .....	6 231	96 103	388 465	67	16	8	9	13	8	7	2	2	2		
3342	Communications equipment mfg .....	23 106	350 007	1 535 484	103	16	10	10	19	24	9	6	1	8		
33421	Telephone apparatus mfg .....	11 099	187 030	846 336	28	4	3	1	4	7	2	3	—	4		
334210	Telephone apparatus mfg .....	11 099	187 030	846 336	28	4	3	1	4	7	2	3	—	4		
33422	Radio, TV broadcast & wireless comm equip mfg .....	9 795	139 057	575 555	54	5	4	8	10	14	6	3	1	3		
334220	Radio, TV broadcast & wireless comm equip mfg .....	9 795	139 057	575 555	54	5	4	8	10	14	6	3	1	3		
33429	Other communications equipment mfg .....	2 212	23 920	113 593	21	7	3	1	5	3	1	—	—	1		
334290	Other communications equipment mfg ..	2 212	23 920	113 593	21	7	3	1	5	3	1	—	—	1		
3343	Audio & video equipment mfg .....	1 163	10 099	52 077	22	9	3	3	3	1	1	2	—	—		
33431	Audio & video equipment mfg .....	1 163	10 099	52 077	22	9	3	3	3	1	1	2	—	—		
334310	Audio & video equipment mfg .....	1 163	10 099	52 077	22	9	3	3	3	1	1	2	—	—		
3344	Semiconductor & oth electronic component mfg .....	27 022	289 477	1 294 198	339	74	37	54	63	52	34	15	7	3		
33441	Semiconductor & oth electronic component mfg .....	27 022	289 477	1 294 198	339	74	37	54	63	52	34	15	7	3		
334411	Electron tube mfg .....	627	6 994	26 542	9	2	2	1	—	1	—	1	—	—		
334412	Bare printed circuit board mfg .....	2 937	30 572	135 491	62	20	7	9	12	7	4	2	1	—		
334413	Semiconductor & related device mfg .....	9 010	108 631	469 815	64	11	9	8	13	8	6	5	3	1		
334414	Electronic capacitor mfg .....	212	2 005	8 704	12	5	1	1	4	1	—	—	—	—		
334415	Electronic resistor mfg .....	226	1 691	7 077	4	—	—	—	1	3	—	—	—	—		
334416	Electronic coil, transformer, oth inductor mfg .....	278	1 680	8 033	19	4	4	7	3	1	—	—	—	—		
334417	Electronic connector mfg .....	1 173	11 136	44 145	21	5	4	1	2	2	7	—	—	—		
334418	Printed circuit assembly (electronic assembly) mfg .....	7 227	78 952	359 444	59	4	1	8	16	15	7	5	2	1		
334419	Other electronic component mfg .....	5 332	47 816	234 947	89	23	9	18	11	15	9	2	1	1		
3345	Nav, measuring, medical, control instruments mfg .....	48 841	805 112	3 450 073	290	63	33	54	47	36	25	13	9	10		
33451	Nav, measuring, medical, control instruments mfg .....	48 841	805 112	3 450 073	290	63	33	54	47	36	25	13	9	10		
334510	Electromedical apparatus mfg .....	4 975	49 724	290 757	29	7	4	3	3	4	3	2	2	1		
334511	Search, detection & navigation instrument mfg .....	(K)	(D)	(D)	45	9	5	11	4	5	2	2	1	6		
334512	Automatic environmental control mfg .....	300	2 741	12 299	10	4	1	1	1	2	1	—	—	—		
334513	Industrial process control mfg .....	4 943	61 763	265 071	48	8	4	7	9	7	9	1	3	—		
334514	Total fluid meter & counting device mfg..	(C)	(D)	(D)	5	1	1	—	3	—	—	—	—	—		
334515	Electricity measuring, testing instrument mfg .....	4 042	70 804	303 011	39	6	2	8	9	8	2	2	1	1		
334516	Analytical laboratory instrument mfg .....	4 452	75 192	309 753	49	13	5	13	5	3	5	3	1	1		
334517	Irradiation apparatus mfg .....	2 086	24 579	109 777	10	2	—	1	—	1	2	—	—	1		
334518	Watch, clock & part mfg .....	190	1 315	5 400	6	2	—	1	2	—	1	—	—	—		
334519	Other measuring & controlling device mfg .....	2 236	26 308	108 266	49	11	10	8	11	6	1	1	1	—		
3346	Mfg & reproducing magnetic & optical media .....	633	7 511	30 638	33	12	5	7	7	1	1	—	—	—		
33461	Mfg & reproducing magnetic & optical media .....	633	7 511	30 638	33	12	5	7	7	1	1	—	—	—		
334611	Software reproducing .....	(C)	(D)	(D)	4	—	—	1	2	1	—	—	—	—		
334612	Prerecorded CD, tape, record reproducing .....	(C)	(D)	(D)	15	8	3	3	1	—	—	—	—	—		
334613	Magnetic and optical recording media mfg .....	346	3 852	15 990	14	4	2	3	4	—	1	—	—	—		
335	Electrical equip, appliance & component mfg ...	15 224	156 108	642 149	235	60	35	30	34	28	33	11	4	—		
3351	Electric lighting equipment mfg .....	1 827	12 913	54 538	34	9	7	5	4	4	4	1	—	—		
33511	Electric lamp bulb & part mfg .....	(A)	(D)	(D)	2	1	1	—	—	—	—	—	—	—		
335110	Electric lamp bulb & part mfg .....	(A)	(D)	(D)	2	1	1	—	—	—	—	—	—	—		
33512	Lighting fixture mfg .....	(G)	(D)	(D)	32	8	6	5	4	4	4	1	—	—		
335121	Residential electric lighting fixture mfg ...	(E)	(D)	(D)	15	4	3	3	2	2	1	—	—	—		
335122	Commercial electric lighting fixture mfg ..	1 083	8 138	32 684	11	1	2	2	2	1	2	1	—	—		
335129	Other lighting equipment mfg .....	(E)	(D)	(D)	6	3	1	—	—	1	1	—	—	—		
3352	Household appliance mfg .....	699	4 512	21 958	11	2	1	4	1	2	—	1	—	—		
33521	Small electrical appliance mfg .....	(B)	(D)	(D)	5	1	1	3	—	—	—	—	—	—		
335211	Electric housewares & fan mfg .....	(B)	(D)	(D)	3	1	1	1	—	—	—	—	—	—		
335212	Household vacuum cleaner mfg .....	(B)	(D)	(D)	2	—	—	2	—	—	—	—	—	—		
33522	Major appliance mfg .....	(F)	(D)	(D)	6	1	—	1	1	2	—	1	—	—		
335222	Household refrigerator & freezer mfg ..	(E)	(D)	(D)	1	—	—	—	—	—	—	—	1	—		
335228	Other major household appliance mfg ...	(C)	(D)	(D)	5	1	—	1	1	2	—	—	—	—		

Note: Employment-size classes are indicated as follows: A—0 to 19; B—20 to 99; C—100 to 249; E—250 to 499; F—500 to 999; G—1,000 to 2,499; H—2,500 to 4,999; I—5,000 to 9,999; J—10,000 to 24,999; K—25,000 to 49,999; L—50,000 to 99,999; M—100,000 or more.

Table 2. The State—Employees, Payroll, and Establishments by Industry: 1999—Con.

[Excludes most government employees, railroad employees, and self-employed persons. Size class 1 to 4 includes establishments with payroll, but no employees, during mid-March pay period. (D) denotes figures withheld to avoid disclosing data for individual companies; the data are included in broader industry totals. For explanation of terms, abbreviations, and data reliability/comparability, see introductory text]

NAICS code	Industry	Number of employees for week including March 12	Payroll (\$1,000)		Total number of establishments	Number of establishments by employment-size class											
			First quarter	Annual		1 to 4	5 to 9	10 to 19	20 to 49	50 to 99	100 to 249	250 to 499	500 to 999	1,000 or more			
<b>31-33</b>	<b>Manufacturing—Con.</b>																
335	Electrical equip, appliance & component mfg—Con.																
3353	Electrical equipment mfg .....	4 161	50 104	200 814	78	24	13	12	11	6	8	3	1	—	—	—	—
33531	Electrical equipment mfg .....	4 161	50 104	200 814	78	24	13	12	11	6	8	3	1	—	—	—	—
335311	Power, distribution, specialty transformer mfg .....	73	354	2 324	6	2	3	—	1	—	—	—	—	—	—	—	—
335312	Motor & generator mfg .....	378	2 759	12 985	14	4	4	2	—	3	1	—	—	—	—	—	—
335313	Switchgear & switchboard apparatus mfg .....	1 153	11 695	55 430	15	3	1	3	3	2	1	2	—	—	—	—	—
335314	Relay & industrial control mfg .....	2 557	35 296	130 075	43	15	5	7	7	1	6	1	1	—	—	—	—
3359	Other electrical equipment & component mfg .....	8 537	88 579	364 839	112	25	14	9	18	16	21	6	3	—	—	—	—
33591	Battery mfg .....	(C)	(D)	(D)	4	1	2	—	—	—	1	—	—	—	—	—	—
335911	Storage battery mfg .....	(A)	(D)	(D)	2	1	1	—	—	—	—	—	—	—	—	—	—
335912	Primary battery mfg .....	(C)	(D)	(D)	2	—	1	—	—	—	1	—	—	—	—	—	—
33592	Communication & energy wire & cable mfg .....	3 590	40 637	159 330	35	4	2	1	8	8	8	3	1	—	—	—	—
335921	Fiber optic cable mfg .....	324	3 365	14 181	6	2	—	—	3	—	1	—	—	—	—	—	—
335929	Other communication & energy wire mfg .....	3 266	37 272	145 149	29	2	2	1	5	8	7	3	1	—	—	—	—
33593	Wiring device mfg .....	(G)	(D)	(D)	26	6	3	5	3	3	3	2	1	—	—	—	—
335931	Current-carrying wiring device mfg .....	1 774	16 119	66 988	21	5	2	4	2	3	3	1	1	—	—	—	—
335932	Noncurrent-carrying wiring device mfg .....	(E)	(D)	(D)	5	1	1	1	1	—	—	1	—	—	—	—	—
33599	All oth electrical equipment & component mfg .....	2 739	28 523	122 976	47	14	7	3	7	5	9	1	1	—	—	—	—
335991	Carbon & graphite product mfg .....	(C)	(D)	(D)	7	2	2	2	—	1	—	—	—	—	—	—	—
335999	All oth misc electrical equip & component mfg .....	(H)	(D)	(D)	40	12	5	1	7	4	9	1	1	—	—	—	—
336	Transportation equipment mfg .....	12 794	147 671	604 631	182	55	30	32	35	19	7	2	—	—	—	—	2
3361	Motor vehicle mfg .....	(C)	(D)	(D)	4	1	—	1	1	1	—	—	—	—	—	—	—
33611	Automobile & light duty motor vehicle mfg .....	(C)	(D)	(D)	3	—	—	1	1	1	—	—	—	—	—	—	—
336111	Automobile mfg .....	(B)	(D)	(D)	1	—	—	—	1	—	—	—	—	—	—	—	—
336112	Light truck & utility vehicle mfg .....	(B)	(D)	(D)	2	—	—	1	1	—	—	—	—	—	—	—	—
33612	Heavy duty truck mfg .....	(A)	(D)	(D)	1	1	—	—	—	—	—	—	—	—	—	—	—
336120	Heavy duty truck mfg .....	(A)	(D)	(D)	1	1	—	—	—	—	—	—	—	—	—	—	—
3362	Motor vehicle body & trailer mfg .....	344	3 144	15 858	19	5	4	4	3	3	—	—	—	—	—	—	—
33621	Motor vehicle body & trailer mfg .....	344	3 144	15 858	19	5	4	4	3	3	—	—	—	—	—	—	—
336211	Motor vehicle body mfg .....	(C)	(D)	(D)	8	2	2	1	1	2	—	—	—	—	—	—	—
336212	Truck trailer mfg .....	(B)	(D)	(D)	4	1	—	2	—	1	—	—	—	—	—	—	—
336214	Travel trailer & camper mfg .....	(B)	(D)	(D)	7	2	2	1	2	—	—	—	—	—	—	—	—
3363	Motor vehicle parts mfg .....	5 508	58 296	236 963	75	23	12	11	16	9	3	—	—	—	—	—	1
33631	Motor vehicle gas engine & engine parts mfg .....	(C)	(D)	(D)	10	5	1	2	1	—	1	—	—	—	—	—	—
336311	Carburetor, piston, piston ring & valve mfg .....	(C)	(D)	(D)	1	—	—	—	—	—	1	—	—	—	—	—	—
336312	Gasoline engine & engine parts mfg .....	(B)	(D)	(D)	9	5	1	2	1	—	—	—	—	—	—	—	—
33632	MV electrical & electronic equipment mfg .....	715	7 011	29 981	33	12	6	3	6	6	—	—	—	—	—	—	—
336322	Other MV electrical & electronic equip mfg .....	715	7 011	29 981	33	12	6	3	6	6	—	—	—	—	—	—	—
33633	Motor vehicle steering & suspension parts mfg .....	(A)	(D)	(D)	1	—	1	—	—	—	—	—	—	—	—	—	—
336330	Motor vehicle steering & suspension parts mfg .....	(A)	(D)	(D)	1	—	1	—	—	—	—	—	—	—	—	—	—
33634	Motor vehicle brake system mfg .....	(E)	(D)	(D)	5	—	2	—	2	—	1	—	—	—	—	—	—
336340	Motor vehicle brake system mfg .....	(E)	(D)	(D)	5	—	2	—	2	—	1	—	—	—	—	—	—
33635	MV transmission & power train parts mfg .....	(C)	(D)	(D)	4	1	1	—	1	1	—	—	—	—	—	—	—
336350	MV transmission & power train parts mfg .....	(C)	(D)	(D)	4	1	1	—	1	1	—	—	—	—	—	—	—
33636	Motor vehicle seating & interior trim mfg .....	(A)	(D)	(D)	2	1	—	1	—	—	—	—	—	—	—	—	—
336360	Motor vehicle seating & interior trim mfg .....	(A)	(D)	(D)	2	1	—	1	—	—	—	—	—	—	—	—	—
33637	Motor vehicle metal stamping .....	392	4 093	20 273	10	1	—	4	3	1	1	—	—	—	—	—	—
336370	Motor vehicle metal stamping .....	392	4 093	20 273	10	1	—	4	3	1	1	—	—	—	—	—	—
33639	Other motor vehicle parts mfg .....	(H)	(D)	(D)	10	3	1	1	3	1	—	—	—	—	—	—	1
336399	All other motor vehicle parts mfg .....	(H)	(D)	(D)	10	3	1	1	3	1	—	—	—	—	—	—	1
3364	Aerospace product & parts mfg .....	5 962	79 230	318 528	22	2	2	4	5	2	4	2	—	—	—	—	1
33641	Aerospace product & parts mfg .....	5 962	79 230	318 528	22	2	2	4	5	2	4	2	—	—	—	—	1
336412	Aircraft engine & engine parts mfg .....	5 888	78 649	316 335	15	1	—	1	4	2	4	2	—	—	—	—	1
336413	Other aircraft part & auxiliary equipment mfg .....	(B)	(D)	(D)	4	—	1	2	1	—	—	—	—	—	—	—	—
336414	Guided missile & space vehicle mfg .....	(A)	(D)	(D)	1	—	—	1	—	—	—	—	—	—	—	—	—
336419	Other missile, space veh parts & aux equip mfg .....	(A)	(D)	(D)	2	1	1	—	—	—	—	—	—	—	—	—	—
3365	Railroad rolling stock mfg .....	(A)	(D)	(D)	1	1	—	—	—	—	—	—	—	—	—	—	—
33651	Railroad rolling stock mfg .....	(A)	(D)	(D)	1	1	—	—	—	—	—	—	—	—	—	—	—
336510	Railroad rolling stock mfg .....	(A)	(D)	(D)	1	1	—	—	—	—	—	—	—	—	—	—	—
3366	Ship & boat building .....	601	4 382	21 068	51	23	10	10	5	3	—	—	—	—	—	—	—
33661	Ship & boat building .....	601	4 382	21 068	51	23	10	10	5	3	—	—	—	—	—	—	—
336611	Ship building & repairing .....	284	2 239	10 609	20	9	5	2	2	2	—	—	—	—	—	—	—
336612	Boat building .....	317	2 143	10 459	31	14	5	8	3	1	—	—	—	—	—	—	—
3369	Other transportation equipment mfg .....	(E)	(D)	(D)	10	—	2	2	5	1	—	—	—	—	—	—	—
33699	Other transportation equipment mfg .....	(E)	(D)	(D)	10	—	2	2	5	1	—	—	—	—	—	—	—
336991	Motorcycle, bicycle & parts mfg .....	(C)	(D)	(D)	5	—	1	2	2	—	—	—	—	—	—	—	—
336999	All other transportation equipment mfg .....	150	1 104	4 976	5	—	1	—	3	1	—	—	—	—	—	—	—
337	Furniture & related product mfg .....	7 470	58 898	255 891	380	166	72	61	44	21	13	3	—	—	—	—	—
3371	HH & institutional furniture & kitchen cabinet mfg .....	3 846	27 072	117 393	267	135	57	35	22	10	6	2	—	—	—	—	—
33711	Wood kitchen cabinet & countertop mfg .....	951	7 349	32 754	125	65	35	14	9	2	—	—	—	—	—	—	—
337110	Wood kitchen cabinet & countertop mfg .....	951	7 349	32 754	125	65	35	14	9	2	—	—	—	—	—	—	—
33712	Household & institutional furniture mfg .....	2 895	19 723	84 639	142	70	22	21	13	8	6	2	—	—	—	—	—
337121	Upholstered household furniture mfg .....	274	1 595	6 594	23	14	5	3	—	—	1	—	—	—	—	—	—
337122	Nonupholstered wood household furniture mfg .....	1 355	7 936	34 951	87	46	12	14	7	6	1	1	—	—	—	—	—
337124	Metal household furniture manufacturing .....	(C)	(D)	(D)	7	5	—	—	1	1	—	—	—	—	—	—	—

Note: Employment-size classes are indicated as follows: A—0 to 19; B—20 to 99; C—100 to 249; E—250 to 499; F—500 to 999; G—1,000 to 2,499; H—2,500 to 4,999; I—5,000 to 9,999; J—10,000 to 24,999; K—25,000 to 49,999; L—50,000 to 99,999; M—100,000 or more.



**Table 2. The State—Employees, Payroll, and Establishments by Industry: 1999—Con.**

[Excludes most government employees, railroad employees, and self-employed persons. Size class 1 to 4 includes establishments with payroll, but no employees, during mid-March pay period. (D) denotes figures withheld to avoid disclosing data for individual companies; the data are included in broader industry totals. For explanation of terms, abbreviations, and data reliability/comparability, see introductory text]

NAICS code	Industry	Number of employees for week including March 12	Payroll (\$1,000)		Total number of establishments	Number of establishments by employment-size class												
			First quarter	Annual		1 to 4	5 to 9	10 to 19	20 to 49	50 to 99	100 to 249	250 to 499	500 to 999	1,000 or more				
<b>42</b>	<b>Wholesale trade—Con.</b>																	
421	Wholesale trade, durable goods—Con.																	
4214	Professional & commercial equip & supp whsle	29 266	465 880	2 001 415	1 396	678	257	206	143	55	41	9	5	2				
42141	Photographic equipment & supplies whsle	1 255	17 050	60 417	50	20	9	7	6	4	4	—	—	—				
421410	Photographic equipment & supplies whsle	1 255	17 050	60 417	50	20	9	7	6	4	4	—	—	—				
42142	Office equipment whsle	3 915	45 351	184 151	166	58	44	30	18	6	7	3	—	—				
421420	Office equipment whsle	3 915	45 351	184 151	166	58	44	30	18	6	7	3	—	—				
42143	Computer & peripheral equip & software whsle	14 872	282 657	1 213 280	660	331	105	105	72	23	15	4	3	2				
421430	Computer & peripheral equip & software whsle	14 872	282 657	1 213 280	660	331	105	105	72	23	15	4	3	2				
42144	Other commercial equipment whsle	1 172	11 307	52 288	123	63	26	21	10	2	1	—	—	—				
421440	Other commercial equipment whsle	1 172	11 307	52 288	123	63	26	21	10	2	1	—	—	—				
42145	Medical, dental, hospital equip & supp whsle	5 080	66 889	307 840	252	140	46	22	20	12	9	2	1	—				
421450	Medical, dental, hospital equip & supp whsle	5 080	66 889	307 840	252	140	46	22	20	12	9	2	1	—				
42146	Ophthalmic goods whsle	659	6 210	28 023	37	19	5	8	2	1	2	—	—	—				
421460	Ophthalmic goods whsle	659	6 210	28 023	37	19	5	8	2	1	2	—	—	—				
42149	Oth professional equipment & supplies whsle	2 313	36 416	155 416	108	47	22	13	15	7	3	—	1	—				
421490	Oth professional equipment & supplies whsle	2 313	36 416	155 416	108	47	22	13	15	7	3	—	1	—				
4215	Metal & mineral (except petroleum) whsle	2 683	27 173	119 909	234	103	53	33	38	6	1	—	—	—				
42151	Metal service centers & offices whsle	2 655	26 899	118 752	229	101	51	32	38	6	1	—	—	—				
421510	Metal service centers & offices whsle	2 655	26 899	118 752	229	101	51	32	38	6	1	—	—	—				
42152	Coal & other mineral & ore whsle	28	274	1 157	5	2	2	1	—	—	—	—	—	—				
421520	Coal & other mineral & ore whsle	28	274	1 157	5	2	2	1	—	—	—	—	—	—				
4216	Electrical goods whsle	14 733	208 153	943 598	1 080	501	238	176	100	41	23	—	1	—				
42161	Elec equip, wiring supp, const material whsle	3 987	42 595	202 376	325	149	63	62	36	10	5	—	—	—				
421610	Elec equip, wiring supp, const material whsle	3 987	42 595	202 376	325	149	63	62	36	10	5	—	—	—				
42162	Electric appliance, TV, radio set whsle	1 163	13 047	60 505	99	37	34	13	11	2	2	—	—	—				
421620	Electric appliance, TV, radio set whsle	1 163	13 047	60 505	99	37	34	13	11	2	2	—	—	—				
42169	Other electronic parts & equipment whsle	9 583	152 511	680 717	656	315	141	101	53	29	16	—	1	—				
421690	Other electronic parts & equipment whsle	9 583	152 511	680 717	656	315	141	101	53	29	16	—	1	—				
4217	Hardware, plumb & heating equip & sup whsle	5 238	58 095	265 315	467	218	98	82	52	11	6	—	—	—				
42171	Hardware whsle	2 577	27 412	132 111	209	92	40	40	30	4	3	—	—	—				
421710	Hardware whsle	2 577	27 412	132 111	209	92	40	40	30	4	3	—	—	—				
42172	Plumbing & heating equipment & supplies whsle	1 490	16 066	71 155	136	61	33	22	15	4	1	—	—	—				
421720	Plumbing & heating equipment & supplies whsle	1 490	16 066	71 155	136	61	33	22	15	4	1	—	—	—				
42173	Warm air heating & AC equip & supplies whsle	959	12 482	51 506	88	47	16	15	5	3	2	—	—	—				
421730	Warm air heating & AC equip & supplies whsle	959	12 482	51 506	88	47	16	15	5	3	2	—	—	—				
42174	Refrigeration equipment & supplies whsle	212	2 135	10 543	34	18	9	5	2	—	—	—	—	—				
421740	Refrigeration equipment & supplies whsle	212	2 135	10 543	34	18	9	5	2	—	—	—	—	—				
4218	Machinery, equipment & supplies whsle	14 944	165 817	732 002	1 331	672	286	205	119	33	13	2	1	—				
42181	Const & mining (exc petroleum) equip whsle	2 035	20 791	93 822	75	26	11	20	13	3	—	1	1	—				
421810	Const & mining (exc petroleum) equip whsle	2 035	20 791	93 822	75	26	11	20	13	3	—	1	1	—				
42182	Farm & garden machinery & equipment whsle	442	4 065	18 493	44	23	6	9	4	2	—	—	—	—				
421820	Farm & garden machinery & equipment whsle	442	4 065	18 493	44	23	6	9	4	2	—	—	—	—				
42183	Industrial machinery & equipment whsle	8 127	95 496	420 902	770	389	179	109	64	19	10	—	—	—				
421830	Industrial machinery & equipment whsle	8 127	95 496	420 902	770	389	179	109	64	19	10	—	—	—				
42184	Industrial supplies whsle	2 947	33 051	142 444	275	137	58	46	24	7	2	1	—	—				
421840	Industrial supplies whsle	2 947	33 051	142 444	275	137	58	46	24	7	2	1	—	—				
42185	Service establishment equip & supplies whsle	1 190	10 508	46 426	134	73	30	17	11	2	1	—	—	—				
421850	Service establishment equip & supplies whsle	1 190	10 508	46 426	134	73	30	17	11	2	1	—	—	—				
42186	Transportation equip, supplies (exc MV) whsle	203	1 906	9 915	33	24	2	4	3	—	—	—	—	—				
421860	Transportation equip, supplies (exc MV) whsle	203	1 906	9 915	33	24	2	4	3	—	—	—	—	—				
4219	Miscellaneous durable goods whsle	7 000	70 641	297 352	754	445	144	88	56	10	9	2	—	—				
42191	Sporting & recreational goods & supply whsle	2 051	28 385	104 805	154	77	33	22	16	2	3	1	—	—				
421910	Sporting & recreational goods & supply whsle	2 051	28 385	104 805	154	77	33	22	16	2	3	1	—	—				
42192	Toy & hobby goods & supplies whsle	335	3 368	16 121	61	39	14	5	3	—	—	—	—	—				
421920	Toy & hobby goods & supplies whsle	335	3 368	16 121	61	39	14	5	3	—	—	—	—	—				
42193	Recyclable material whsle	2 192	15 954	71 647	194	95	36	34	23	3	3	—	—	—				
421930	Recyclable material whsle	2 192	15 954	71 647	194	95	36	34	23	3	3	—	—	—				
42194	Jewelry, watch, precious stone & metal whsle	610	5 289	26 942	124	83	31	7	2	—	1	—	—	—				
421940	Jewelry, watch, precious stone & metal whsle	610	5 289	26 942	124	83	31	7	2	—	1	—	—	—				
42199	Other miscellaneous durable goods whsle	1 812	17 645	77 837	221	151	30	20	12	5	2	1	—	—				
421990	Other miscellaneous durable goods whsle	1 812	17 645	77 837	221	151	30	20	12	5	2	1	—	—				
422	Wholesale trade, nondurable goods	60 510	599 435	2 677 512	3 407	1 742	606	464	340	146	77	26	3	3				

Note: Employment-size classes are indicated as follows: A—0 to 19; B—20 to 99; C—100 to 249; E—250 to 499; F—500 to 999; G—1,000 to 2,499; H—2,500 to 4,999; I—5,000 to 9,999; J—10,000 to 24,999; K—25,000 to 49,999; L—50,000 to 99,999; M—100,000 or more.



**Table 2. The State—Employees, Payroll, and Establishments by Industry: 1999—Con.**

[Excludes most government employees, railroad employees, and self-employed persons. Size class 1 to 4 includes establishments with payroll, but no employees, during mid-March pay period. (D) denotes figures withheld to avoid disclosing data for individual companies; the data are included in broader industry totals. For explanation of terms, abbreviations, and data reliability/comparability, see introductory text.]

NAICS code	Industry	Number of employees for week including March 12	Payroll (\$1,000)		Total number of establishments	Number of establishments by employment-size class								
			First quarter	Annual		1 to 4	5 to 9	10 to 19	20 to 49	50 to 99	100 to 249	250 to 499	500 to 999	1,000 or more
<b>42</b>	<b>Wholesale trade—Con.</b>													
422	Wholesale trade, nondurable goods—Con.													
4221	Paper & paper product whsle .....	6 035	67 801	291 952	395	193	80	52	41	21	5	3	—	—
42211	Printing & writing paper whsle .....	861	10 989	46 219	63	32	15	5	5	1	—	—	—	—
422110	Printing & writing paper whsle .....	861	10 989	46 219	63	32	15	5	5	1	—	—	—	—
42212	Stationery & office supplies whsle .....	2 674	28 643	122 073	170	86	32	26	16	6	2	2	—	—
422120	Stationery & office supplies whsle .....	2 674	28 643	122 073	170	86	32	26	16	6	2	2	—	—
42213	Industrial & personal service paper whsle ..	2 500	28 169	123 660	162	75	33	21	20	10	2	1	—	—
422130	Industrial & personal service paper whsle .....	2 500	28 169	123 660	162	75	33	21	20	10	2	1	—	—
4222	Drugs & druggists' sundries whsle .....	4 420	47 509	198 874	134	58	22	14	20	11	4	4	1	—
42221	Drugs & druggists' sundries whsle .....	4 420	47 509	198 874	134	58	22	14	20	11	4	4	1	—
422210	Drugs & druggists' sundries whsle .....	4 420	47 509	198 874	134	58	22	14	20	11	4	4	1	—
4223	Apparel, piece goods & notions whsle .....	8 281	108 701	457 696	428	255	60	47	36	9	16	4	—	1
42231	Piece goods, notions & other dry goods whsle ..	1 199	11 384	48 255	122	74	17	23	4	2	1	1	—	—
422310	Piece goods, notions & other dry goods whsle ..	1 199	11 384	48 255	122	74	17	23	4	2	1	1	—	—
42232	Men's & boys' clothing & furnishings whsle ..	1 284	10 081	53 459	81	41	15	9	11	1	3	1	—	—
422320	Men's & boys' clothing & furnishings whsle ..	1 284	10 081	53 459	81	41	15	9	11	1	3	1	—	—
42233	Women's, children's, infants' clothing whsle ..	1 735	24 930	104 202	144	100	16	8	12	2	6	—	—	—
422330	Women's, children's, infants' clothing whsle ..	1 735	24 930	104 202	144	100	16	8	12	2	6	—	—	—
42234	Footwear whsle .....	4 063	62 306	251 780	81	40	12	7	9	4	6	2	—	1
422340	Footwear whsle .....	4 063	62 306	251 780	81	40	12	7	9	4	6	2	—	1
4224	Grocery & related product whsle .....	23 835	201 669	931 264	1 222	562	233	187	151	52	25	8	2	2
42241	General line grocery whsle .....	5 299	41 617	200 923	141	68	29	24	9	2	3	3	1	2
422410	General line grocery whsle .....	5 299	41 617	200 923	141	68	29	24	9	2	3	3	1	2
42242	Packaged frozen food whsle .....	2 208	20 018	85 447	99	44	23	13	11	3	3	2	—	—
422420	Packaged frozen food whsle .....	2 208	20 018	85 447	99	44	23	13	11	3	3	2	—	—
42243	Dairy product (exc dried or canned) whsle ..	7 744	7 769	33 292	48	20	9	9	5	5	—	—	—	—
422430	Dairy product (exc dried or canned) whsle ..	7 744	7 769	33 292	48	20	9	9	5	5	—	—	—	—
42244	Poultry & poultry product whsle .....	(E)	(D)	(D)	28	11	5	6	4	2	—	—	—	—
422440	Poultry & poultry product whsle .....	(E)	(D)	(D)	28	11	5	6	4	2	—	—	—	—
42245	Confectionery whsle .....	(G)	(D)	(D)	50	23	9	7	5	2	4	—	—	—
422450	Confectionery whsle .....	(G)	(D)	(D)	50	23	9	7	5	2	4	—	—	—
42246	Fish & seafood whsle .....	2 486	19 624	99 482	247	131	45	32	31	8	—	—	—	—
422460	Fish & seafood whsle .....	2 486	19 624	99 482	247	131	45	32	31	8	—	—	—	—
42247	Meat & meat product whsle .....	1 938	14 837	73 694	76	26	20	17	7	3	2	—	1	—
422470	Meat & meat product whsle .....	1 938	14 837	73 694	76	26	20	17	7	3	2	—	1	—
42248	Fresh fruit & vegetable whsle .....	2 335	19 325	100 175	173	72	28	35	31	5	2	—	—	—
422480	Fresh fruit & vegetable whsle .....	2 335	19 325	100 175	173	72	28	35	31	5	2	—	—	—
42249	Other grocery & related products whsle ..	7 303	67 666	286 675	360	167	65	44	48	22	11	3	—	—
422490	Other grocery & related products whsle ..	7 303	67 666	286 675	360	167	65	44	48	22	11	3	—	—
4225	Farm product raw material whsle .....	237	2 107	8 779	47	35	5	4	3	—	—	—	—	—
42251	Grain & field bean whsle .....	(B)	(D)	(D)	10	4	2	2	2	—	—	—	—	—
422510	Grain & field bean whsle .....	(B)	(D)	(D)	10	4	2	2	2	—	—	—	—	—
42252	Livestock whsle .....	(B)	(D)	(D)	7	6	—	1	—	—	—	—	—	—
422520	Livestock whsle .....	(B)	(D)	(D)	7	6	—	1	—	—	—	—	—	—
42259	Other farm product raw material whsle ..	117	1 449	5 798	30	25	3	1	1	—	—	—	—	—
422590	Other farm product raw material whsle ..	117	1 449	5 798	30	25	3	1	1	—	—	—	—	—
4226	Chemical & allied products whsle .....	3 396	37 433	166 362	325	178	58	45	30	10	4	—	—	—
42261	Plastics materials & basic forms, shapes whsle ..	1 005	10 295	45 277	104	59	17	15	9	3	1	—	—	—
422610	Plastics materials & basic forms, shapes whsle ..	1 005	10 295	45 277	104	59	17	15	9	3	1	—	—	—
42269	Other chemical & allied products whsle ..	2 391	27 138	121 085	221	119	41	30	21	7	3	—	—	—
422690	Other chemical & allied products whsle ..	2 391	27 138	121 085	221	119	41	30	21	7	3	—	—	—
4227	Petroleum & petroleum products whsle .....	1 991	22 484	103 634	135	63	29	17	17	5	4	—	—	—
42271	Petroleum bulk stations & terminals .....	1 098	12 540	54 890	61	23	10	11	11	4	2	—	—	—
422710	Petroleum bulk stations & terminals .....	1 098	12 540	54 890	61	23	10	11	11	4	2	—	—	—
42272	Petroleum prod whsle (exc bulk sta, terminals) .....	893	9 944	48 744	74	40	19	6	6	1	2	—	—	—
422720	Petroleum prod whsle (exc bulk sta, terminals) .....	893	9 944	48 744	74	40	19	6	6	1	2	—	—	—
4228	Beer, wine, distilled alcoholic beverage whsle ..	3 610	37 470	175 613	89	30	9	17	7	19	5	2	—	—
42281	Beer & ale whsle .....	1 657	16 414	78 256	36	10	2	7	3	11	3	—	—	—
422810	Beer & ale whsle .....	1 657	16 414	78 256	36	10	2	7	3	11	3	—	—	—
42282	Wine & distilled alcoholic beverage whsle ..	1 953	21 056	97 357	53	20	7	10	4	8	2	2	—	—
422820	Wine & distilled alcoholic beverage whsle ..	1 953	21 056	97 357	53	20	7	10	4	8	2	2	—	—
4229	Miscellaneous nondurable goods whsle .....	8 705	74 261	343 338	632	368	110	81	35	19	14	5	—	—
42291	Farm supplies whsle .....	361	1 969	10 119	44	24	6	11	2	1	—	—	—	—
422910	Farm supplies whsle .....	361	1 969	10 119	44	24	6	11	2	1	—	—	—	—
42292	Book, periodical & newspaper whsle .....	2 932	30 502	128 233	129	63	26	11	14	8	4	3	—	—
422920	Book, periodical & newspaper whsle .....	2 932	30 502	128 233	129	63	26	11	14	8	4	3	—	—
42293	Flower, nursery stock, florists' supplies whsle ..	1 104	7 658	43 082	85	34	20	19	8	3	1	—	—	—
422930	Flower, nursery stock, florists' supplies whsle ..	1 104	7 658	43 082	85	34	20	19	8	3	1	—	—	—
42294	Tobacco & tobacco product whsle .....	1 422	10 961	51 031	28	7	7	3	2	2	7	—	—	—
422940	Tobacco & tobacco product whsle .....	1 422	10 961	51 031	28	7	7	3	2	2	7	—	—	—
42295	Paint, varnish & supplies whsle .....	692	6 659	28 489	42	16	11	11	3	—	—	1	—	—
422950	Paint, varnish & supplies whsle .....	692	6 659	28 489	42	16	11	11	3	—	—	1	—	—
42299	Other miscellaneous nondurable goods whsle ..	2 194	16 512	82 384	304	224	40	26	6	5	2	1	—	—
422990	Other miscellaneous nondurable goods whsle ..	2 194	16 512	82 384	304	224	40	26	6	5	2	1	—	—

Note: Employment-size classes are indicated as follows: A—0 to 19; B—20 to 99; C—100 to 249; E—250 to 499; F—500 to 999; G—1,000 to 2,499; H—2,500 to 4,999; I—5,000 to 9,999; J—10,000 to 24,999; K—25,000 to 49,999; L—50,000 to 99,999; M—100,000 or more.

# Table 2. The State—Employees, Payroll, and Establishments by Industry: 1999—Con.

[Excludes most government employees, railroad employees, and self-employed persons. Size class 1 to 4 includes establishments with payroll, but no employees, during mid-March pay period. (D) denotes figures withheld to avoid disclosing data for individual companies; the data are included in broader industry totals. For explanation of terms, abbreviations, and data reliability/comparability, see introductory text.]

NAICS code	Industry	Number of employees for week including March 12	Payroll (\$1,000)		Total number of establishments	Number of establishments by employment-size class								
			First quarter	Annual		1 to 4	5 to 9	10 to 19	20 to 49	50 to 99	100 to 249	250 to 499	500 to 999	1,000 or more
<b>44-45</b>	<b>Retail trade</b>	<b>349 741</b>	<b>1 586 560</b>	<b>7 131 729</b>	<b>25 924</b>	<b>11 968</b>	<b>6 694</b>	<b>3 785</b>	<b>2 126</b>	<b>748</b>	<b>495</b>	<b>102</b>	<b>5</b>	<b>1</b>
441	Motor vehicle & parts dealers	36 061	266 699	1 282 910	2 322	910	522	369	341	149	29	1	1	-
4411	Automobile dealers	24 729	202 266	979 577	1 037	437	91	90	252	139	26	1	1	-
44111	New car dealers	23 119	191 406	930 790	598	96	28	65	243	138	26	1	1	-
441110	New car dealers	23 119	191 406	930 790	598	96	28	65	243	138	26	1	1	-
44112	Used car dealers	1 610	10 860	48 787	439	341	63	25	9	1	-	-	-	-
441120	Used car dealers	1 610	10 860	48 787	439	341	63	25	9	1	-	-	-	-
4412	Other motor vehicle dealers	1 859	10 706	60 446	228	110	49	43	25	1	-	-	-	-
44121	Recreational vehicle dealers	416	2 339	13 792	35	14	9	4	7	1	-	-	-	-
441210	Recreational vehicle dealers	416	2 339	13 792	35	14	9	4	7	1	-	-	-	-
44122	Motorcycle & boat & other MV dealers	1 443	8 367	46 654	193	96	40	39	18	-	-	-	-	-
441221	Motorcycle dealers	558	3 177	18 139	56	22	9	16	9	-	-	-	-	-
441222	Boat dealers	772	4 561	25 148	113	56	29	21	7	-	-	-	-	-
441229	All other motor vehicle dealers	113	629	3 367	24	18	2	2	2	-	-	-	-	-
4413	Automotive parts, accessories & tire stores	9 473	53 727	242 887	1 057	363	382	236	64	9	3	-	-	-
44131	Automotive parts, accessories & tire stores	6 942	37 476	170 099	796	312	254	174	49	4	3	-	-	-
441310	Automotive parts, accessories & tire stores	6 942	37 476	170 099	796	312	254	174	49	4	3	-	-	-
44132	Tire dealers	2 531	16 251	72 788	261	51	128	62	15	5	-	-	-	-
441320	Tire dealers	2 531	16 251	72 788	261	51	128	62	15	5	-	-	-	-
442	Furniture & home furnishing stores	14 036	75 086	340 539	1 423	698	363	217	107	22	13	3	-	-
4421	Furniture stores	5 661	34 024	157 022	539	238	140	99	50	6	5	1	-	-
44211	Furniture stores	5 661	34 024	157 022	539	238	140	99	50	6	5	1	-	-
442110	Furniture stores	5 661	34 024	157 022	539	238	140	99	50	6	5	1	-	-
4422	Home furnishings stores	8 375	41 062	183 517	884	460	223	118	57	16	8	2	-	-
44221	Floor covering stores	2 314	16 889	80 442	351	206	94	30	17	2	2	-	-	-
442210	Floor covering stores	2 314	16 889	80 442	351	206	94	30	17	2	2	-	-	-
44229	Other home furnishings stores	6 061	24 173	103 075	533	254	129	88	40	14	6	2	-	-
442291	Window treatment stores	349	1 528	6 563	79	53	17	8	1	-	-	-	-	-
442299	All other home furnishings stores	5 712	22 645	96 512	454	201	112	80	39	14	6	2	-	-
443	Electronics & appliance stores	8 870	61 022	269 162	1 017	505	325	107	49	24	6	1	-	-
4431	Electronics & appliance stores	8 870	61 022	269 162	1 017	505	325	107	49	24	6	1	-	-
44311	Appliance, TV & all other electronics stores	5 544	33 264	142 804	608	296	206	57	27	17	4	1	-	-
443111	Household appliance stores	1 329	8 138	36 773	209	118	56	17	17	1	-	-	-	-
443112	Radio, television & other electronics stores	4 215	25 126	106 031	399	178	150	40	10	16	4	1	-	-
44312	Computer & software stores	2 695	25 349	115 245	310	169	77	35	20	7	2	-	-	-
443120	Computer & software stores	2 695	25 349	115 245	310	169	77	35	20	7	2	-	-	-
44313	Camera & photographic supplies stores	631	2 409	11 113	99	40	42	15	2	-	-	-	-	-
443130	Camera & photographic supplies stores	631	2 409	11 113	99	40	42	15	2	-	-	-	-	-
444	Bldg material & garden equip & supp dealers	24 406	160 502	750 888	1 883	776	515	326	194	37	25	10	-	-
4441	Building material & supplies dealers	22 303	150 280	693 156	1 571	599	450	279	174	34	25	10	-	-
44411	Home centers	6 818	33 984	159 087	86	12	12	21	10	8	13	10	-	-
444110	Home centers	6 818	33 984	159 087	86	12	12	21	10	8	13	10	-	-
44412	Paint & wallpaper stores	1 186	7 012	30 254	207	114	60	26	7	-	-	-	-	-
444120	Paint & wallpaper stores	1 186	7 012	30 254	207	114	60	26	7	-	-	-	-	-
44413	Hardware stores	3 290	13 722	61 187	363	130	136	69	19	7	2	-	-	-
444130	Hardware stores	3 290	13 722	61 187	363	130	136	69	19	7	2	-	-	-
44419	Other building material dealers	11 009	95 562	442 628	915	343	242	163	138	19	10	-	-	-
444190	Other building material dealers	11 009	95 562	442 628	915	343	242	163	138	19	10	-	-	-
4442	Lawn & garden equip & supplies stores	2 103	10 222	57 732	312	177	65	47	20	3	-	-	-	-
44421	Outdoor power equipment stores	570	3 406	14 712	105	64	22	14	5	-	-	-	-	-
444210	Outdoor power equipment stores	570	3 406	14 712	105	64	22	14	5	-	-	-	-	-
44422	Nursery & garden centers	1 533	6 816	43 020	207	113	43	33	15	3	-	-	-	-
444220	Nursery & garden centers	1 533	6 816	43 020	207	113	43	33	15	3	-	-	-	-
445	Food & beverage stores	88 830	321 278	1 392 229	4 418	2 169	1 043	553	227	118	268	40	-	-
4451	Grocery stores	76 683	279 664	1 199 139	2 451	1 107	503	293	132	110	266	40	-	-
44511	Grocery (except convenience) stores	69 701	260 247	1 111 171	1 254	501	129	112	100	106	266	40	-	-
445110	Grocery (except convenience) stores	69 701	260 247	1 111 171	1 254	501	129	112	100	106	266	40	-	-
44512	Convenience stores	6 982	19 417	87 968	1 197	606	374	181	32	4	-	-	-	-
445120	Convenience stores	6 982	19 417	87 968	1 197	606	374	181	32	4	-	-	-	-
4452	Specialty food stores	4 347	14 550	73 017	702	395	175	88	37	5	2	-	-	-
44521	Meat markets	1 034	4 209	21 462	144	78	38	16	10	2	-	-	-	-
445210	Meat markets	1 034	4 209	21 462	144	78	38	16	10	2	-	-	-	-
44522	Fish & seafood markets	451	1 446	7 071	111	75	21	13	2	-	-	-	-	-
445220	Fish & seafood markets	451	1 446	7 071	111	75	21	13	2	-	-	-	-	-
44523	Fruit & vegetable markets	990	3 127	17 888	98	48	15	20	12	2	1	-	-	-
445230	Fruit & vegetable markets	990	3 127	17 888	98	48	15	20	12	2	1	-	-	-
44529	Other specialty food stores	1 872	5 768	26 596	349	194	101	39	13	1	1	-	-	-
445291	Baked goods stores	778	2 793	11 136	112	58	31	17	4	1	1	-	-	-
445292	Confectionery & nut stores	720	1 659	8 142	124	55	49	13	7	-	-	-	-	-
445299	All other specialty food stores	374	1 316	6 318	113	81	21	9	2	-	-	-	-	-
4453	Beer, wine & liquor stores	7 800	27 064	120 073	1 265	667	365	172	58	3	-	-	-	-
44531	Beer, wine & liquor stores	7 800	27 064	120 073	1 265	667	365	172	58	3	-	-	-	-
445310	Beer, wine & liquor stores	7 800	27 064	120 073	1 265	667	365	172	58	3	-	-	-	-
446	Health & personal care stores	29 175	122 649	528 018	1 811	599	387	318	401	87	17	2	-	-
4461	Health & personal care stores	29 175	122 649	528 018	1 811	599	387	318	401	87	17	2	-	-
44611	Pharmacies & drug stores	24 017	95 353	404 015	947	117	126	232	371	83	16	2	-	-
446110	Pharmacies & drug stores	24 017	95 353	404 015	947	117	126	232	371	83	16	2	-	-
44612	Cosmetics, beauty supplies & perfume stores	1 276	3 455	15 109	183	81	67	24	10	1	-	-	-	-
446120	Cosmetics, beauty supplies & perfume stores	1 276	3 455	15 109	183	81	67	24	10	1	-	-	-	-
44613	Optical goods stores	1 800	11 845	57 123	350	229	81	34	5	-	1	-	-	-
446130	Optical goods stores	1 800	11 845	57 123	350	229	81	34	5	-	1	-	-	-
44619	Other health & personal care stores	2 082	11 996	51 771	331	172	113	28	15	3	-	-	-	-
446191	Food (health) supplement stores	874	2 717	11 469	158	79	58	17	4	-	-	-	-	-
446199	All other health & personal care stores	1 208	9 279	40 302	173	93	55	11	11	3	-	-	-	-

Note: Employment-size classes are indicated as follows: A—0 to 19; B—20 to 99; C—100 to 249; E—250 to 499; F—500 to 999; G—1,000 to 2,499; H—2,500 to 4,999; I—5,000 to 9,999; J—10,000 to 24,999; K—25,000 to 49,999; L—50,000 to 99,999; M—100,000 or more.



**Table 2. The State—Employees, Payroll, and Establishments by Industry: 1999—Con.**

[Excludes most government employees, railroad employees, and self-employed persons. Size class 1 to 4 includes establishments with payroll, but no employees, during mid-March pay period. (D) denotes figures withheld to avoid disclosing data for individual companies; the data are included in broader industry totals. For explanation of terms, abbreviations, and data reliability/comparability, see introductory text]

NAICS code	Industry	Number of employees for week including March 12	Payroll (\$1,000)		Total number of establishments	Number of establishments by employment-size class										
			First quarter	Annual		1 to 4	5 to 9	10 to 19	20 to 49	50 to 99	100 to 249	250 to 499	500 to 999	1,000 or more		
<b>44-45</b>	<b>Retail trade—Con.</b>															
454	Nonstore retailers—Con.															
4543	Direct selling establishments	8 185	64 326	274 972	930	445	244	143	82	13	2	1	—	—	—	—
45431	Fuel dealers	6 040	50 712	207 816	662	292	184	112	62	11	1	—	—	—	—	—
454311	Heating oil dealers	5 028	42 233	171 331	569	258	155	96	51	8	1	—	—	—	—	—
454312	Liquified petroleum gas (bottled gas) dealers	1 004	8 451	36 324	88	30	28	16	11	3	—	—	—	—	—	—
454319	Other fuel dealers	8	28	161	5	4	1	—	—	—	—	—	—	—	—	—
45439	Other direct selling establishments	2 145	13 614	67 156	268	153	60	31	20	2	1	1	—	—	—	—
454390	Other direct selling establishments	2 145	13 614	67 156	268	153	60	31	20	2	1	1	—	—	—	—
<b>48-49</b>	<b>Transportation &amp; warehousing</b>	<b>71 203</b>	<b>473 830</b>	<b>2 098 028</b>	<b>3 383</b>	<b>1 746</b>	<b>583</b>	<b>408</b>	<b>367</b>	<b>169</b>	<b>88</b>	<b>12</b>	<b>4</b>	<b>6</b>		
481	Air transportation	11 516	103 987	416 415	106	45	26	8	11	5	5	1	1	4		
4811	Scheduled air transportation	11 181	101 423	405 305	75	21	23	7	9	5	4	1	1	4		
48111	Scheduled air transportation	11 181	101 423	405 305	75	21	23	7	9	5	4	1	1	4		
481111	Scheduled passenger air transportation	11 144	101 012	403 878	68	18	20	6	9	5	4	1	1	4		
481112	Scheduled freight air transportation	37	411	1 427	7	3	3	1	—	—	—	—	—	—		
4812	Nonscheduled air transportation	335	2 564	11 110	31	24	3	1	2	—	1	—	—	—		
48121	Nonscheduled air transportation	335	2 564	11 110	31	24	3	1	2	—	1	—	—	—		
481211	Nonscheduled chartered passenger air trans.	(C)	(D)	(D)	24	19	3	1	1	—	—	—	—	—		
481212	Nonscheduled chartered freight air trans.	(C)	(D)	(D)	1	—	—	—	—	—	1	—	—	—		
481219	Other nonscheduled air transportation	(B)	(D)	(D)	6	5	—	—	1	—	—	—	—	—		
483	Water transportation	1 114	11 667	58 251	48	25	12	6	1	2	—	2	—	—		
4831	Deep sea, coastal & Great Lakes water trans.	(G)	(D)	(D)	34	13	12	6	—	1	—	2	—	—		
48311	Deep sea, coastal & Great Lakes water trans.	(G)	(D)	(D)	34	13	12	6	—	1	—	2	—	—		
483111	Deep sea freight transportation	375	4 471	24 000	14	5	5	3	—	—	—	1	—	—		
483112	Deep sea passenger transportation	(A)	(D)	(D)	2	1	1	—	—	—	—	—	—	—		
483113	Coastal & Great Lakes freight transportation	585	6 160	27 494	9	2	3	2	—	1	—	1	—	—		
483114	Coastal & Great Lakes passenger trans.	(B)	(D)	(D)	9	5	3	1	—	—	—	—	—	—		
4832	Inland water transportation	(B)	(D)	(D)	14	12	—	—	1	1	—	—	—	—		
48321	Inland water transportation	(B)	(D)	(D)	14	12	—	—	1	1	—	—	—	—		
483211	Inland water freight transportation	(A)	(D)	(D)	3	3	—	—	—	—	—	—	—	—		
483212	Inland water passenger transportation	(B)	(D)	(D)	11	9	—	—	1	1	—	—	—	—		
484	Truck transportation	19 196	132 312	609 230	1 507	892	236	162	126	63	26	1	—	1		
4841	General freight trucking	11 466	78 020	353 076	642	361	92	66	60	45	16	1	—	1		
48411	General freight trucking, local	2 341	15 496	74 065	333	223	48	38	16	6	2	—	—	—		
484110	General freight trucking, local	2 341	15 496	74 065	333	223	48	38	16	6	2	—	—	—		
48412	General freight trucking, long-distance	9 125	62 524	279 011	309	138	44	28	44	39	14	1	—	1		
484121	General freight trucking, long-distance, TL	4 740	23 817	106 601	202	113	31	20	23	11	2	1	—	1		
484122	General freight trucking, long-distance, LTL	4 385	38 707	172 410	107	25	13	8	21	28	12	—	—	—		
4842	Specialized freight trucking	7 730	54 292	256 154	865	531	144	96	66	18	10	—	—	—		
48421	Used household & office goods moving	3 558	21 259	102 202	247	106	49	47	32	8	5	—	—	—		
484210	Used household & office goods moving	3 558	21 259	102 202	247	106	49	47	32	8	5	—	—	—		
48422	Specialized freight (exc used) trucking, local	2 137	15 974	75 836	489	362	76	33	14	3	1	—	—	—		
484220	Specialized freight (exc used) trucking, local	2 137	15 974	75 836	489	362	76	33	14	3	1	—	—	—		
48423	Specialized freight (exc used) trucking, LDist.	2 035	17 059	78 116	129	63	19	16	20	7	4	—	—	—		
484230	Specialized freight (exc used) trucking, LDist.	2 035	17 059	78 116	129	63	19	16	20	7	4	—	—	—		
485	Transit & ground passenger transportation	18 533	75 338	347 407	683	280	94	86	119	68	31	2	3	—		
4851	Urban transit systems	1 298	7 386	35 455	34	9	4	5	8	5	3	—	—	—		
48511	Urban transit systems	1 298	7 386	35 455	34	9	4	5	8	5	3	—	—	—		
485111	Mixed mode transit systems	(C)	(D)	(D)	4	2	—	—	—	2	—	—	—	—		
485113	Bus & other motor vehicle transit systems	1 124	6 133	27 171	27	7	2	5	7	3	3	—	—	—		
485119	Other urban transit systems	(B)	(D)	(D)	3	—	2	—	1	—	—	—	—	—		
4852	Interurban & rural bus transportation	1 049	6 222	27 787	15	5	—	3	2	3	1	—	1	—		
48521	Interurban & rural bus transportation	1 049	6 222	27 787	15	5	—	3	2	3	1	—	1	—		
485210	Interurban & rural bus transportation	1 049	6 222	27 787	15	5	—	3	2	3	1	—	1	—		
4853	Taxi & limousine service	3 366	13 797	67 102	299	176	54	34	25	6	3	—	1	—		
48531	Taxi service	1 380	5 071	23 432	170	106	31	17	11	4	1	—	—	—		
485310	Taxi service	1 380	5 071	23 432	170	106	31	17	11	4	1	—	—	—		
48532	Limousine service	1 986	8 726	43 670	129	70	23	17	14	2	2	—	1	—		
485320	Limousine service	1 986	8 726	43 670	129	70	23	17	14	2	2	—	1	—		
4854	School & employee bus transportation	8 795	30 963	130 480	181	40	9	25	50	35	20	1	1	—		
48541	School & employee bus transportation	8 795	30 963	130 480	181	40	9	25	50	35	20	1	1	—		
485410	School & employee bus transportation	8 795	30 963	130 480	181	40	9	25	50	35	20	1	1	—		
4855	Charter bus industry	1 459	7 204	35 233	37	11	4	2	11	7	1	1	—	—		
48551	Charter bus industry	1 459	7 204	35 233	37	11	4	2	11	7	1	1	—	—		
485510	Charter bus industry	1 459	7 204	35 233	37	11	4	2	11	7	1	1	—	—		
4859	Oth transit & ground passenger transportation	2 566	9 766	51 350	117	39	23	17	23	12	3	—	—	—		
48599	Oth transit & ground passenger transportation	2 566	9 766	51 350	117	39	23	17	23	12	3	—	—	—		
485991	Special needs transportation	2 047	7 690	33 812	86	23	20	12	20	8	3	—	—	—		
485999	All other transit & ground passenger trans.	519	2 076	17 538	31	16	3	5	3	4	—	—	—	—		

Note: Employment-size classes are indicated as follows: A—0 to 19; B—20 to 99; C—100 to 249; E—250 to 499; F—500 to 999; G—1,000 to 2,499; H—2,500 to 4,999; I—5,000 to 9,999; J—10,000 to 24,999; K—25,000 to 49,999; L—50,000 to 99,999; M—100,000 or more.

**Table 2. The State—Employees, Payroll, and Establishments by Industry: 1999—Con.**

[Excludes most government employees, railroad employees, and self-employed persons. Size class 1 to 4 includes establishments with payroll, but no employees, during mid-March pay period. (D) denotes figures withheld to avoid disclosing data for individual companies; the data are included in broader industry totals. For explanation of terms, abbreviations, and data reliability/comparability, see introductory text]

NAICS code	Industry	Number of employees for week including March 12	Payroll (\$1,000)		Total number of establishments	Number of establishments by employment-size class								
			First quarter	Annual		1 to 4	5 to 9	10 to 19	20 to 49	50 to 99	100 to 249	250 to 499	500 to 999	1,000 or more
<b>48-49</b>	<b>Transportation &amp; warehousing—Con.</b>													
486	Pipeline transportation .....	(C)	(D)	(D)	11	4	1	3	3	—	—	—	—	—
4862	Pipeline transportation of natural gas.....	(C)	(D)	(D)	10	3	1	3	3	—	—	—	—	—
48621	Pipeline transportation of natural gas.....	(C)	(D)	(D)	10	3	1	3	3	—	—	—	—	—
486210	Pipeline transportation of natural gas.....	(C)	(D)	(D)	10	3	1	3	3	—	—	—	—	—
4869	Other pipeline transportation .....	(A)	(D)	(D)	1	1	—	—	—	—	—	—	—	—
48691	Pipeline trans of refined petroleum products .....	(A)	(D)	(D)	1	1	—	—	—	—	—	—	—	—
486910	Pipeline trans of refined petroleum products .....	(A)	(D)	(D)	1	1	—	—	—	—	—	—	—	—
487	Scenic & sightseeing transportation .....	(F)	(D)	(D)	68	46	8	9	1	3	1	—	—	—
4871	Scenic & sightseeing transportation, land .....	(C)	(D)	(D)	16	7	3	5	—	1	—	—	—	—
48711	Scenic & sightseeing transportation, land .....	(C)	(D)	(D)	16	7	3	5	—	1	—	—	—	—
487110	Scenic & sightseeing transportation, land .....	(C)	(D)	(D)	16	7	3	5	—	1	—	—	—	—
4872	Scenic & sightseeing transportation, water .....	420	1 820	14 082	51	39	4	4	1	2	1	—	—	—
48721	Scenic & sightseeing transportation, water .....	420	1 820	14 082	51	39	4	4	1	2	1	—	—	—
487210	Scenic & sightseeing transportation, water .....	420	1 820	14 082	51	39	4	4	1	2	1	—	—	—
4879	Scenic & sightseeing transportation, other .....	(A)	(D)	(D)	1	—	1	—	—	—	—	—	—	—
48799	Scenic & sightseeing transportation, other .....	(A)	(D)	(D)	1	—	1	—	—	—	—	—	—	—
487990	Scenic & sightseeing transportation, other .....	(A)	(D)	(D)	1	—	1	—	—	—	—	—	—	—
488	Transportation support activities .....	5 880	44 921	196 755	553	274	137	84	42	10	4	2	—	—
4881	Air transportation support activities .....	1 281	8 271	36 376	61	26	18	6	6	3	1	1	—	—
48811	Airport operations .....	832	5 168	22 212	23	5	10	3	1	3	—	1	—	—
488111	Air traffic control .....	(D)	(D)	(D)	8	—	8	—	—	—	—	—	—	—
488119	Other airport operations .....	(F)	(D)	(D)	15	5	2	3	1	3	—	1	—	—
48819	Other air transportation support activities .....	449	3 103	14 164	38	21	8	3	5	—	1	—	—	—
488190	Other air transportation support activities .....	449	3 103	14 164	38	21	8	3	5	—	1	—	—	—
4882	Rail transportation support activities .....	157	1 205	5 792	15	8	3	2	1	1	—	—	—	—
48821	Rail transportation support activities .....	157	1 205	5 792	15	8	3	2	1	1	—	—	—	—
488210	Rail transportation support activities .....	157	1 205	5 792	15	8	3	2	1	1	—	—	—	—
4883	Water transportation support activities .....	438	3 481	14 556	18	12	1	—	4	—	—	1	—	—
48832	Marine cargo handling .....	(E)	(D)	(D)	3	1	—	—	1	—	—	1	—	—
488320	Marine cargo handling .....	(E)	(D)	(D)	3	1	—	—	1	—	—	1	—	—
48833	Navigational services to shipping .....	(B)	(D)	(D)	6	3	1	—	2	—	—	—	—	—
488330	Navigational services to shipping .....	(B)	(D)	(D)	6	3	1	—	2	—	—	—	—	—
48839	Other water transportation support activities .....	(B)	(D)	(D)	9	8	—	—	1	—	—	—	—	—
488390	Other water transportation support activities .....	(B)	(D)	(D)	9	8	—	—	1	—	—	—	—	—
4884	Road transportation support activities .....	(F)	(D)	(D)	131	73	31	23	4	—	—	—	—	—
48841	Motor vehicle towing .....	745	3 797	16 530	125	71	27	23	4	—	—	—	—	—
488410	Motor vehicle towing .....	745	3 797	16 530	125	71	27	23	4	—	—	—	—	—
48849	Other road transportation support activities .....	(B)	(D)	(D)	6	2	4	—	—	—	—	—	—	—
488490	Other road transportation support activities .....	(B)	(D)	(D)	6	2	4	—	—	—	—	—	—	—
4885	Freight transportation arrangement .....	3 035	27 063	118 902	304	144	77	51	23	6	3	—	—	—
48851	Freight transportation arrangement .....	3 035	27 063	118 902	304	144	77	51	23	6	3	—	—	—
488510	Freight transportation arrangement .....	3 035	27 063	118 902	304	144	77	51	23	6	3	—	—	—
4889	Other transportation support activities .....	(C)	(D)	(D)	24	11	7	2	4	—	—	—	—	—
48899	Other transportation support activities .....	(C)	(D)	(D)	24	11	7	2	4	—	—	—	—	—
488991	Packing & crating .....	(C)	(D)	(D)	23	10	7	2	4	—	—	—	—	—
488999	All other transportation support activities .....	(A)	(D)	(D)	1	1	—	—	—	—	—	—	—	—
492	Couriers & messengers .....	11 702	81 084	358 866	258	125	46	19	36	9	18	4	—	1
4921	Couriers .....	10 528	75 334	332 096	150	57	29	10	25	8	16	4	—	1
49211	Couriers .....	10 528	75 334	332 096	150	57	29	10	25	8	16	4	—	1
492110	Couriers .....	10 528	75 334	332 096	150	57	29	10	25	8	16	4	—	1
4922	Local messengers & local delivery .....	1 174	5 750	26 770	108	68	17	9	11	1	2	—	—	—
49221	Local messengers & local delivery .....	1 174	5 750	26 770	108	68	17	9	11	1	2	—	—	—
492210	Local messengers & local delivery .....	1 174	5 750	26 770	108	68	17	9	11	1	2	—	—	—
493	Warehousing & storage .....	2 537	18 369	77 988	149	55	23	31	28	9	3	—	—	—
4931	Warehousing & storage .....	2 537	18 369	77 988	149	55	23	31	28	9	3	—	—	—
49311	General warehousing & storage .....	1 698	11 474	50 286	107	45	18	19	18	5	2	—	—	—
493110	General warehousing & storage .....	1 698	11 474	50 286	107	45	18	19	18	5	2	—	—	—
49312	Refrigerated warehousing & storage .....	324	2 841	9 908	21	6	1	7	6	1	—	—	—	—
493120	Refrigerated warehousing & storage .....	324	2 841	9 908	21	6	1	7	6	1	—	—	—	—
49313	Farm product warehousing & storage .....	54	341	1 490	4	—	2	1	1	—	—	—	—	—
493130	Farm product warehousing & storage .....	54	341	1 490	4	—	2	1	1	—	—	—	—	—
49319	Other warehousing & storage .....	461	3 713	16 304	17	4	2	4	3	3	1	—	—	—
493190	Other warehousing & storage .....	461	3 713	16 304	17	4	2	4	3	3	1	—	—	—
<b>51</b>	<b>Information</b> .....	<b>115 593</b>	<b>1 591 018</b>	<b>6 790 899</b>	<b>3 575</b>	<b>1 721</b>	<b>527</b>	<b>444</b>	<b>440</b>	<b>213</b>	<b>147</b>	<b>49</b>	<b>21</b>	<b>13</b>
511	Publishing industries .....	52 892	817 174	3 463 879	1 348	574	212	185	191	83	60	28	10	5
5111	Newspaper, periodical, book, database publishers .....	25 073	278 969	1 133 749	660	307	104	87	80	34	26	13	7	2
51111	Newspaper publishers .....	14 190	143 957	577 812	174	50	34	34	17	13	11	9	4	2
511110	Newspaper publishers .....	14 190	143 957	577 812	174	50	34	34	17	13	11	9	4	2
51112	Periodical publishers .....	4 836	70 049	298 621	255	137	38	26	35	9	8	1	1	—
511120	Periodical publishers .....	4 836	70 049	298 621	255	137	38	26	35	9	8	1	1	—
51113	Book publishers .....	4 626	50 253	193 972	119	58	15	10	17	10	4	3	2	—
511130	Book publishers .....	4 626	50 253	193 972	119	58	15	10	17	10	4	3	2	—
51114	Database and directory publishers .....	512	6 163	24 231	35	17	6	9	1	—	2	—	—	—
511140	Database and directory publishers .....	512	6 163	24 231	35	17	6	9	1	—	2	—	—	—

Note: Employment-size classes are indicated as follows: A—0 to 19; B—20 to 99; C—100 to 249; E—250 to 499; F—500 to 999; G—1,000 to 2,499; H—2,500 to 4,999; I—5,000 to 9,999; J—10,000 to 24,999; K—25,000 to 49,999; L—50,000 to 99,999; M—100,000 or more.









**Table 2. The State—Employees, Payroll, and Establishments by Industry: 1999—Con.**

[Excludes most government employees, railroad employees, and self-employed persons. Size class 1 to 4 includes establishments with payroll, but no employees, during mid-March pay period. (D) denotes figures withheld to avoid disclosing data for individual companies; the data are included in broader industry totals. For explanation of terms, abbreviations, and data reliability/comparability, see introductory text.]

NAICS code	Industry	Number of employees for week including March 12	Payroll (\$1,000)		Total number of establishments	Number of establishments by employment-size class										
			First quarter	Annual		1 to 4	5 to 9	10 to 19	20 to 49	50 to 99	100 to 249	250 to 499	500 to 999	1,000 or more		
<b>54</b>	<b>Professional, scientific &amp; technical services—Con.</b>															
541	Professional, scientific & technical services—Con.															
5413	Architectural, engineering & related services—Con.															
54137	Surveying, mapping (exc geophysical) services	1 418	11 259	51 554	207	118	51	21	15	2	—	—	—	—	—	
541370	Surveying, mapping (exc geophysical) services	1 418	11 259	51 554	207	118	51	21	15	2	—	—	—	—	—	
54138	Testing laboratories	2 096	19 784	86 598	127	42	32	22	21	8	2	—	—	—	—	
541380	Testing laboratories	2 096	19 784	86 598	127	42	32	22	21	8	2	—	—	—	—	
5414	Specialized design services	3 366	33 347	154 643	753	554	118	55	22	3	1	—	—	—	—	
54141	Interior design services	1 009	9 237	41 642	259	202	32	16	8	1	—	—	—	—	—	
541410	Interior design services	1 009	9 237	41 642	259	202	32	16	8	1	—	—	—	—	—	
54142	Industrial design services	321	3 777	17 588	45	27	7	9	1	1	—	—	—	—	—	
541420	Industrial design services	321	3 777	17 588	45	27	7	9	1	1	—	—	—	—	—	
54143	Graphic design services	1 927	19 567	92 514	424	307	74	29	12	1	1	—	—	—	—	
541430	Graphic design services	1 927	19 567	92 514	424	307	74	29	12	1	1	—	—	—	—	
54149	Other specialized design services	109	766	2 899	25	18	5	1	1	—	—	—	—	—	—	
541490	Other specialized design services	109	766	2 899	25	18	5	1	1	—	—	—	—	—	—	
5415	Computer systems design & related services	40 358	665 946	3 072 233	3 480	2 454	374	273	218	100	38	15	6	2		
54151	Computer systems design & related services	40 358	665 946	3 072 233	3 480	2 454	374	273	218	100	38	15	6	2		
541511	Custom computer programming services	19 073	337 628	1 536 403	1 564	1 055	159	147	118	54	20	9	2	—		
541512	Computer systems design services	17 324	272 323	1 261 152	1 375	972	159	100	82	37	15	5	3	2		
541513	Computer facilities management services	1 676	24 608	91 186	34	14	5	4	4	5	1	—	1	—		
541519	Other computer related services	2 285	31 387	183 492	507	413	51	22	14	4	2	1	—	—		
5416	Management, sci & tech consulting services	27 595	499 258	2 366 760	3 016	2 167	388	211	158	49	29	11	1	2		
54161	Management consulting services	21 811	413 584	1 970 741	2 432	1 764	297	164	131	39	25	10	1	1		
541611	Admin & gen management consulting services	12 561	274 898	1 304 916	1 228	916	137	68	63	19	17	6	1	1		
541612	Human res & exec search consulting services	4 018	71 195	326 364	534	349	85	49	37	11	3	—	—	—		
541613	Marketing consulting services	3 651	46 068	222 590	475	364	48	31	19	6	4	3	—	—		
541614	Process, phys dist & log consulting services	1 125	15 461	89 121	125	87	18	9	8	1	1	1	—	—		
541618	Other management consulting services	456	5 962	27 750	70	48	9	4	2	—	—	—	—	—		
54162	Environmental consulting services	1 743	17 809	85 353	227	142	43	23	14	3	2	—	—	—		
541620	Environmental consulting services	1 743	17 809	85 353	227	142	43	23	14	3	2	—	—	—		
54169	Oth scientific & technical consulting services	4 041	67 865	310 666	357	261	48	24	13	7	2	1	—	1		
541690	Oth scientific & technical consulting services	4 041	67 865	310 666	357	261	48	24	13	7	2	1	—	1		
5417	Scientific R&D services	24 232	470 672	1 897 598	724	321	105	93	106	46	37	10	3	3		
54171	R&D in physical, engineering & life sciences	20 538	423 643	1 679 828	608	268	83	78	92	42	34	6	2	3		
541710	R&D in physical, engineering & life sciences	20 538	423 643	1 679 828	608	268	83	78	92	42	34	6	2	3		
54172	R&D in social sciences & humanities	3 694	47 029	217 770	116	53	22	15	14	4	3	4	1	—		
541720	R&D in social sciences & humanities	3 694	47 029	217 770	116	53	22	15	14	4	3	4	1	—		
5418	Advertising & related services	14 631	187 790	827 747	1 023	615	172	104	80	28	17	4	2	1		
54181	Advertising agencies	4 859	57 963	284 871	366	223	60	39	33	6	2	2	—	1		
541810	Advertising agencies	4 859	57 963	284 871	366	223	60	39	33	6	2	2	—	1		
54182	Public relations agencies	2 117	31 300	135 470	196	122	33	19	11	7	4	—	—	—		
541820	Public relations agencies	2 117	31 300	135 470	196	122	33	19	11	7	4	—	—	—		
54183	Media buying agencies	369	5 978	31 455	27	15	5	1	3	3	—	—	—	—		
541830	Media buying agencies	369	5 978	31 455	27	15	5	1	3	3	—	—	—	—		
54184	Media representatives	390	4 548	21 003	57	36	11	5	4	1	—	—	—	—		
541840	Media representatives	390	4 548	21 003	57	36	11	5	4	1	—	—	—	—		
54185	Display advertising	511	3 088	12 383	29	18	1	7	1	—	2	—	—	—		
541850	Display advertising	511	3 088	12 383	29	18	1	7	1	—	2	—	—	—		
54186	Direct mail advertising	3 916	59 420	227 789	118	46	21	15	18	9	7	1	1	—		
541860	Direct mail advertising	3 916	59 420	227 789	118	46	21	15	18	9	7	1	1	—		
54187	Advertising material distribution services	73	532	2 587	13	9	1	2	1	—	—	—	—	—		
541870	Advertising material distribution services	73	532	2 587	13	9	1	2	1	—	—	—	—	—		
54189	Other services related to advertising	2 396	24 961	112 189	217	146	40	16	9	2	2	1	1	—		
541890	Other services related to advertising	2 396	24 961	112 189	217	146	40	16	9	2	2	1	1	—		
5419	Oth professional, scientific, technical services	10 010	78 653	358 544	1 248	735	256	169	64	14	6	4	—	—		
54191	Marketing research & public opinion polling	3 277	38 507	171 174	134	51	26	26	16	8	4	3	—	—		
541910	Marketing research & public opinion polling	3 277	38 507	171 174	134	51	26	26	16	8	4	3	—	—		
54192	Photographic services	1 191	6 059	30 308	378	300	59	17	1	—	—	—	—	—		
541921	Photography studios, portrait	874	3 444	19 094	268	206	47	14	1	—	—	—	—	—		
541922	Commercial photography	317	2 615	11 214	110	94	12	3	—	1	—	—	—	—		
54193	Translation & interpretation services	246	2 594	11 774	30	20	5	1	3	1	—	—	—	—		
541930	Translation & interpretation services	246	2 594	11 774	30	20	5	1	3	1	—	—	—	—		
54194	Veterinary services	4 518	24 652	113 067	441	143	136	119	37	4	1	1	—	—		
541940	Veterinary services	4 518	24 652	113 067	441	143	136	119	37	4	1	1	—	—		
54199	All oth prof, scientific & technical services	778	6 841	32 221	265	221	30	6	7	—	1	—	—	—		
541990	All oth prof, scientific & technical services	778	6 841	32 221	265	221	30	6	7	—	1	—	—	—		
<b>55</b>	<b>Management of companies &amp; enterprises</b>	<b>78 509</b>	<b>1 486 798</b>	<b>6 085 779</b>	<b>1 070</b>	<b>303</b>	<b>135</b>	<b>173</b>	<b>187</b>	<b>102</b>	<b>111</b>	<b>26</b>	<b>21</b>	<b>12</b>		
551	Management of companies & enterprises	78 509	1 486 798	6 085 779	1 070	303	135	173	187	102	111	26	21	12		
5511	Management of companies & enterprises	78 509	1 486 798	6 085 779	1 070	303	135	173	187	102	111	26	21	12		
55111	Management of companies & enterprises	78 509	1 486 798	6 085 779	1 070	303	135	173	187	102	111	26	21	12		
551111	Offices of bank holding companies	(H)	(D)	(D)	17	12	2	2	—	—	—	—	—	1		
551112	Offices of other holding companies	(H)	(D)	(D)	164	91	21	18	14	13	4	2	—	1		

Note: Employment-size classes are indicated as follows: A—0 to 19; B—20 to 99; C—100 to 249; E—250 to 499; F—500 to 999; G—1,000 to 2,499; H—2,500 to 4,999; I—5,000 to 9,999; J—10,000 to 24,999; K—25,000 to 49,999; L—50,000 to 99,999; M—100,000 or more.

**Table 2. The State—Employees, Payroll, and Establishments by Industry: 1999—Con.**

[Excludes most government employees, railroad employees, and self-employed persons. Size class 1 to 4 includes establishments with payroll, but no employees, during mid-March pay period. (D) denotes figures withheld to avoid disclosing data for individual companies; the data are included in broader industry totals. For explanation of terms, abbreviations, and data reliability/comparability, see introductory text.]

NAICS code	Industry	Number of employees for week including March 12	Payroll (\$1,000)		Total number of establishments	Number of establishments by employment-size class									
			First quarter	Annual		1 to 4	5 to 9	10 to 19	20 to 49	50 to 99	100 to 249	250 to 499	500 to 999	1,000 or more	
<b>55</b>	<b>Management of companies &amp; enterprises—Con.</b>														
551	Management of companies & enterprises—Con.														
5511	Management of companies & enterprises—Con.														
55111	Management of companies & enterprises—Con.														
551114	Corp, subsidiary & regional managing offices .....	70 688	1 268 364	5 191 840	889	200	112	153	173	89	107	24	21	10	
<b>56</b>	<b>Admin, support, waste mgt, remediation services .....</b>	<b>188 040</b>	<b>1 140 991</b>	<b>5 268 682</b>	<b>9 407</b>	<b>5 606</b>	<b>1 454</b>	<b>928</b>	<b>650</b>	<b>355</b>	<b>281</b>	<b>88</b>	<b>35</b>	<b>10</b>	
561	Administrative & support services .....	180 497	1 070 004	4 969 471	8 998	5 417	1 377	879	597	331	266	86	35	10	
5611	Office administrative services .....	10 108	116 333	485 753	615	330	103	72	70	21	14	2	3	—	
56111	Office administrative services .....	10 108	116 333	485 753	615	330	103	72	70	21	14	2	3	—	
561110	Office administrative services .....	10 108	116 333	485 753	615	330	103	72	70	21	14	2	3	—	
5612	Facilities support services .....	1 617	13 534	62 517	47	16	7	8	9	4	2	—	1	—	
56121	Facilities support services .....	1 617	13 534	62 517	47	16	7	8	9	4	2	—	1	—	
561210	Facilities support services .....	1 617	13 534	62 517	47	16	7	8	9	4	2	—	1	—	
5613	Employment services .....	87 344	521 702	2 445 265	1 203	396	116	107	166	169	174	47	21	7	
56131	Employment placement agencies .....	8 707	44 662	214 592	280	142	43	34	29	15	8	6	2	1	
561310	Employment placement agencies .....	8 707	44 662	214 592	280	142	43	34	29	15	8	6	2	1	
56132	Temporary help services .....	67 519	388 412	1 756 048	811	214	59	59	124	143	156	37	15	4	
561320	Temporary help services .....	67 519	388 412	1 756 048	811	214	59	59	124	143	156	37	15	4	
56133	Employee leasing services .....	11 118	88 628	474 625	112	40	14	14	13	11	10	4	4	2	
561330	Employee leasing services .....	11 118	88 628	474 625	112	40	14	14	13	11	10	4	4	2	
5614	Business support services .....	11 132	72 784	304 456	760	410	122	103	71	34	14	6	—	—	
56141	Document preparation services .....	1 014	5 011	23 279	93	66	13	7	1	4	1	1	—	—	
561410	Document preparation services .....	1 014	5 011	23 279	93	66	13	7	1	4	1	1	—	—	
56142	Telephone call centers .....	3 609	17 753	79 280	171	68	24	35	27	11	3	3	—	—	
561421	Telephone answering services .....	1 714	7 702	33 173	100	40	14	25	17	2	—	—	—	—	
561422	Telemarketing bureaus .....	1 895	10 051	46 107	71	28	10	10	9	3	1	—	—	—	
56143	Business service centers .....	2 731	18 454	74 697	246	136	50	27	23	5	5	—	—	—	
561431	Private mail centers .....	475	2 941	13 018	102	77	15	7	2	—	1	—	—	—	
561439	Oth business service centers (incl copy shops) .....	2 256	15 513	61 679	144	59	35	20	21	5	4	—	—	—	
56144	Collection agencies .....	1 858	12 154	50 926	100	45	16	18	12	6	2	1	—	—	
561440	Collection agencies .....	1 858	12 154	50 926	100	45	16	18	12	6	2	1	—	—	
56145	Credit bureaus .....	665	7 970	20 229	25	11	3	3	2	4	2	—	—	—	
561450	Credit bureaus .....	665	7 970	20 229	25	11	3	3	2	4	2	—	—	—	
56149	Other business support services .....	1 255	11 442	56 045	125	84	16	13	6	4	1	1	—	—	
561491	Repossession services .....	284	2 322	10 366	23	15	4	—	—	3	—	—	—	—	
561492	Court reporting & stenotype services .....	192	1 713	8 975	56	42	7	6	1	—	—	—	—	—	
561499	All other business support services .....	779	7 407	36 704	46	27	5	6	5	1	1	—	—	—	
5615	Travel arrangement & reservation services ..	8 669	65 665	272 824	1 221	804	258	103	33	13	6	3	1	—	
56151	Travel agencies .....	5 241	34 295	142 546	1 029	713	220	71	16	4	4	1	—	—	
561510	Travel agencies .....	5 241	34 295	142 546	1 029	713	220	71	16	4	4	1	—	—	
56152	Tour operators .....	1 878	18 601	77 594	94	45	17	13	10	5	2	2	—	—	
561520	Tour operators .....	1 878	18 601	77 594	94	45	17	13	10	5	2	2	—	—	
56159	Oth travel arrangement & reservation services .....	1 550	12 769	52 684	98	46	21	19	7	4	—	—	1	—	
561591	Convention and visitors bureaus .....	123	1 093	4 946	14	7	4	2	—	1	—	—	—	—	
561599	All oth travel arrange & reservation services .....	1 427	11 676	47 738	84	39	17	17	7	3	—	—	1	—	
5616	Investigation & security services .....	15 225	79 119	373 960	516	249	80	75	46	32	16	15	3	—	
56161	Investigation, guard & armored car services .....	12 420	47 109	207 537	288	118	37	47	32	24	13	14	3	—	
561611	Investigation services .....	702	3 997	15 952	112	67	21	17	6	1	—	—	—	—	
561612	Security guards & patrol services .....	10 849	37 955	169 163	158	49	16	25	21	19	12	13	3	—	
561613	Armored car services .....	869	5 157	22 422	18	2	—	5	5	4	1	1	—	—	
56162	Security systems services .....	2 805	32 010	166 423	228	131	43	28	14	8	3	1	—	—	
561621	Security systems services (except locksmiths) .....	2 481	29 686	156 051	147	72	27	23	8	3	1	—	—	—	
561622	Locksmiths .....	324	2 324	10 372	81	59	16	5	1	—	—	—	—	—	
5617	Services to buildings & dwellings .....	38 237	137 655	731 969	3 922	2 749	577	351	158	40	30	8	6	3	
56171	Exterminating & pest control services .....	1 154	7 561	39 130	178	120	23	22	11	2	—	—	—	—	
561710	Exterminating & pest control services .....	1 154	7 561	39 130	178	120	23	22	11	2	—	—	—	—	
56172	Janitorial services .....	27 937	91 958	413 356	1 316	721	251	179	94	29	26	7	6	3	
561720	Janitorial services .....	27 937	91 958	413 356	1 316	721	251	179	94	29	26	7	6	3	
56173	Landscaping services .....	7 720	31 691	245 152	2 118	1 682	256	124	44	7	4	1	—	—	
561730	Landscaping services .....	7 720	31 691	245 152	2 118	1 682	256	124	44	7	4	1	—	—	
56174	Carpet & upholstery cleaning services .....	905	3 561	17 441	177	126	30	14	5	2	—	—	—	—	
561740	Carpet & upholstery cleaning services .....	905	3 561	17 441	177	126	30	14	5	2	—	—	—	—	
56179	Other services to buildings & dwellings .....	521	2 884	16 890	133	100	17	12	4	—	—	—	—	—	
561790	Other services to buildings & dwellings ..	521	2 884	16 890	133	100	17	12	4	—	—	—	—	—	
5619	Other support services .....	8 165	63 212	292 727	714	463	114	60	44	18	10	5	—	—	
56191	Packaging & labeling services .....	937	5 306	26 896	61	31	9	7	8	5	1	—	—	—	
561910	Packaging & labeling services .....	937	5 306	26 896	61	31	9	7	8	5	1	—	—	—	
56192	Convention & trade show organizers .....	2 187	25 943	124 459	153	85	33	12	12	6	3	2	—	—	
561920	Convention & trade show organizers .....	2 187	25 943	124 459	153	85	33	12	12	6	3	2	—	—	
56199	All other support services .....	5 041	31 963	141 372	500	347	72	41	24	7	6	3	—	—	
561990	All other support services .....	5 041	31 963	141 372	500	347	72	41	24	7	6	3	—	—	
562	Waste management & remediation services ...	7 543	70 987	299 211	409	189	77	49	53	24	15	2	—	—	
5621	Waste collection .....	4 007	37 056	146 749	173	76	31	21	25	9	2	—	—	—	
56211	Waste collection .....	4 007	37 056	146 749	173	76	31	21	25	9	2	—	—	—	
562111	Solid waste collection .....	3 239	29 446	114 826	135	55	25	19	21	6	7	2	—	—	
562112	Hazardous waste collection .....	574	6 339	26 188	15	7	2	2	2	2	—	—	—	—	
562119	Other waste collection .....	194	1 271	5 735	23	14	4	2	2	1	—	—	—	—	

Note: Employment-size classes are indicated as follows: A—0 to 19; B—20 to 99; C—100 to 249; E—250 to 499; F—500 to 999; G—1,000 to 2,499; H—2,500 to 4,999; I—5,000 to 9,999; J—10,000 to 24,999; K—25,000 to 49,999; L—50,000 to 99,999; M—100,000 or more.



**Table 2. The State—Employees, Payroll, and Establishments by Industry: 1999—Con.**

[Excludes most government employees, railroad employees, and self-employed persons. Size class 1 to 4 includes establishments with payroll, but no employees, during mid-March pay period. (D) denotes figures withheld to avoid disclosing data for individual companies; the data are included in broader industry totals. For explanation of terms, abbreviations, and data reliability/comparability, see introductory text.]

NAICS code	Industry	Number of employees for week including March 12	Payroll (\$1,000)		Total number of establishments	Number of establishments by employment-size class									
			First quarter	Annual		1 to 4	5 to 9	10 to 19	20 to 49	50 to 99	100 to 249	250 to 499	500 to 999	1,000 or more	
<b>62</b>	<b>Health care and social assistance—Con.</b>														
621	Ambulatory health care services—Con.														
6214	Outpatient care centers	28 463	278 828	1 129 189	637	148	101	125	138	57	49	15	3		1
62141	Family planning centers	736	3 295	14 063	33	15	7	3	5		3				
621410	Family planning centers	736	3 295	14 063	33	15	7	3	5		3				
62142	Outpatient mental health, substance abuse ctrs	5 254	31 245	135 496	211	45	37	48	54	18	8	1			
621420	Outpatient mental health, substance abuse ctrs	5 254	31 245	135 496	211	45	37	48	54	18	8	1			
62149	Other outpatient care centers	22 473	244 288	979 630	393	88	57	74	79	39	38	14	3	1	
621491	HMO medical centers	6 525	75 401	288 268	68	16	6	8	9	7	14	7	1		
621492	Kidney dialysis centers	972	6 728	30 556	43	4	3	14	19	3					
621493	Freestanding ambulatory surgery, emergency ctr	754	8 987	42 991	40	11	9	7	11	1	1				
621498	All other outpatient care centers	14 222	153 172	617 815	242	57	39	45	40	28	23	7	2	1	
6215	Medical & diagnostic laboratories	4 354	39 843	182 102	207	100	27	35	27	8	7	3			
62151	Medical & diagnostic laboratories	4 354	39 843	182 102	207	100	27	35	27	8	7	3			
621511	Medical laboratories	2 769	22 384	99 867	103	52	12	13	12	6	6	2			
621512	Diagnostic imaging centers	1 585	17 459	82 235	104	48	15	22	15	2	1	1			
6216	Home health care services	26 739	134 692	548 815	432	132	31	43	73	69	58	23	3		
62161	Home health care services	26 739	134 692	548 815	432	132	31	43	73	69	58	23	3		
621610	Home health care services	26 739	134 692	548 815	432	132	31	43	73	69	58	23	3		
6219	Other ambulatory health care services	6 791	48 716	204 311	138	47	21	16	21	16	8	9			
62191	Ambulance services	4 417	28 733	119 821	71	20	14	9	6	10	5	7			
621910	Ambulance services	4 417	28 733	119 821	71	20	14	9	6	10	5	7			
62199	All other ambulatory health care services	2 374	19 983	84 490	67	27	7	7	15	6	3	2			
621991	Blood & organ banks	1 071	8 478	37 483	21	9		1	6	3	1	1			
621999	All oth misc ambulatory health care services	1 303	11 505	47 007	46	18	7	6	9	3	2	1			
622	Hospitals	151 296	1 242 200	5 291 166	160	7	2		10	5	25	32	30	49	
6221	General medical & surgical hospitals	128 403	1 055 683	4 518 703	96	4	1			2	8	15	23	43	
62211	General medical & surgical hospitals	128 403	1 055 683	4 518 703	96	4	1			2	8	15	23	43	
622110	General medical & surgical hospitals	128 403	1 055 683	4 518 703	96	4	1			2	8	15	23	43	
6222	Psychiatric & substance abuse hospitals	9 390	76 015	303 052	29		1		1	1	12	9	4	1	
62221	Psychiatric & substance abuse hospitals	9 390	76 015	303 052	29		1		1	1	12	9	4	1	
622210	Psychiatric & substance abuse hospitals	9 390	76 015	303 052	29		1		1	1	12	9	4	1	
6223	Other specialty hospitals	13 503	110 502	469 411	35	3			9	2	5	8	3	5	
62231	Other specialty hospitals	13 503	110 502	469 411	35	3			9	2	5	8	3	5	
622310	Other specialty hospitals	13 503	110 502	469 411	35	3			9	2	5	8	3	5	
623	Nursing & residential care facilities	96 705	479 988	2 079 927	2 253	284	529	522	352	212	325	29			
6231	Nursing care facilities	64 205	335 185	1 445 873	559	19	13	22	63	133	286	23			
62311	Nursing care facilities	64 205	335 185	1 445 873	559	19	13	22	63	133	286	23			
623110	Nursing care facilities	64 205	335 185	1 445 873	559	19	13	22	63	133	286	23			
6232	Residential mental retardation, health facil	16 593	73 095	313 709	1 063	172	410	303	130	28	16	4			
62321	Residential mental retardation facilities	10 091	41 366	178 109	683	106	281	205	63	15	11	2			
623210	Residential mental retardation facilities	10 091	41 366	178 109	683	106	281	205	63	15	11	2			
62322	Residential mental health, subst abuse facil	6 502	31 729	135 600	380	66	129	98	67	13	5	2			
623220	Residential mental health, subst abuse facil	6 502	31 729	135 600	380	66	129	98	67	13	5	2			
6233	Community care facilities for the elderly	10 290	42 967	196 340	404	65	60	127	101	35	15	1			
62331	Community care facilities for the elderly	10 290	42 967	196 340	404	65	60	127	101	35	15	1			
623311	Continuing care retirement communities	3 728	17 063	76 545	66	3	5	14	19	13	11	1			
623312	Homes for the elderly	6 562	25 904	119 795	338	62	55	113	82	22	4				
6239	Other residential care facilities	5 617	28 741	124 005	227	28	46	70	58	16	8	1			
62399	Other residential care facilities	5 617	28 741	124 005	227	28	46	70	58	16	8	1			
623990	Other residential care facilities	5 617	28 741	124 005	227	28	46	70	58	16	8	1			
624	Social assistance	65 936	270 186	1 177 903	3 666	1 230	787	801	593	163	76	12	3	1	
6241	Individual & family services	29 537	134 169	589 257	1 321	454	290	239	197	85	45	8	2	1	
62411	Child & youth services	8 045	36 350	160 573	284	88	65	42	50	25	10	2	1	1	
624110	Child & youth services	8 045	36 350	160 573	284	88	65	42	50	25	10	2	1	1	
62412	Services for elderly & disabled persons	10 221	40 648	178 296	423	135	98	82	55	32	18	2	1		
624120	Services for elderly & disabled persons	10 221	40 648	178 296	423	135	98	82	55	32	18	2	1		
62419	Other individual & family services	11 271	57 171	250 388	614	231	127	115	92	28	17	4			
624190	Other individual & family services	11 271	57 171	250 388	614	231	127	115	92	28	17	4			
6242	Community, emergency & other relief services	4 645	23 614	103 317	297	97	61	63	60	13	3				
62421	Community food services	546	2 706	12 144	60	31	9	11	8	1					
624210	Community food services	546	2 706	12 144	60	31	9	11	8	1					
62422	Community housing services	3 720	19 331	84 293	201	51	42	48	46	11	3				
624221	Temporary shelters	2 315	11 248	48 630	108	15	18	36	31	7	1				
624229	Other community housing services	1 405	8 083	35 663	93	36	24	12	15	4	2				
62423	Emergency & other relief services	379	1 577	6 880	36	15	10	4	6	1					
624230	Emergency & other relief services	379	1 577	6 880	36	15	10	4	6	1					
6243	Vocational rehabilitation services	9 447	32 915	146 882	258	67	35	52	51	27	22	3	1		
62431	Vocational rehabilitation services	9 447	32 915	146 882	258	67	35	52	51	27	22	3	1		
624310	Vocational rehabilitation services	9 447	32 915	146 882	258	67	35	52	51	27	22	3	1		
6244	Child day care services	22 307	79 488	338 447	1 790	612	401	447	285	38	6	1			
62441	Child day care services	22 307	79 488	338 447	1 790	612	401	447	285	38	6	1			
624410	Child day care services	22 307	79 488	338 447	1 790	612	401	447	285	38	6	1			
<b>71</b>	<b>Arts, entertainment &amp; recreation</b>	<b>39 613</b>	<b>195 111</b>	<b>999 826</b>	<b>2 543</b>	<b>1 362</b>	<b>401</b>	<b>322</b>	<b>291</b>	<b>94</b>	<b>56</b>	<b>13</b>	<b>4</b>		
711	Performing arts, spectator sports & related industries	7 727	91 285	455 569	597	428	75	44	30	7	5	6	2		

Note: Employment-size classes are indicated as follows: A—0 to 19; B—20 to 99; C—100 to 249; E—250 to 499; F—500 to 999; G—1,000 to 2,499; H—2,500 to 4,999; I—5,000 to 9,999; J—10,000 to 24,999; K—25,000 to 49,999; L—50,000 to 99,999; M—100,000 or more.

**Table 2. The State—Employees, Payroll, and Establishments by Industry: 1999—Con.**

[Excludes most government employees, railroad employees, and self-employed persons. Size class 1 to 4 includes establishments with payroll, but no employees, during mid-March pay period. (D) denotes figures withheld to avoid disclosing data for individual companies; the data are included in broader industry totals. For explanation of terms, abbreviations, and data reliability/comparability, see introductory text]

NAICS code	Industry	Number of employees for week including March 12	Payroll (\$1,000)		Total number of establishments	Number of establishments by employment-size class								
			First quarter	Annual		1 to 4	5 to 9	10 to 19	20 to 49	50 to 99	100 to 249	250 to 499	500 to 999	1,000 or more
<b>71</b>	<b>Arts, entertainment &amp; recreation—Con.</b>													
711	Performing arts, spectator sports & related industries—Con.													
7111	Performing arts companies	1 852	15 002	76 226	189	128	26	16	14	2	2	1	—	—
71111	Theater companies & dinner theaters	(F)	(D)	(D)	84	45	15	10	11	2	1	—	—	—
711110	Theater companies & dinner theaters	(F)	(D)	(D)	84	45	15	10	11	2	1	—	—	—
71112	Dance companies	(E)	(D)	(D)	14	11	1	1	—	—	—	1	—	—
711120	Dance companies	(E)	(D)	(D)	14	11	1	1	—	—	—	1	—	—
71113	Musical groups & artists	516	8 481	44 570	79	61	10	4	3	—	1	—	—	—
711130	Musical groups & artists	516	8 481	44 570	79	61	10	4	3	—	1	—	—	—
71119	Other performing arts companies	(B)	(D)	(D)	12	11	—	1	—	—	—	—	—	—
711190	Other performing arts companies	(B)	(D)	(D)	12	11	—	1	—	—	—	—	—	—
7112	Spectator sports	1 606	53 344	270 302	59	35	10	4	2	4	2	2	—	—
71121	Spectator sports	1 606	53 344	270 302	59	35	10	4	2	4	2	2	—	—
711211	Sports teams and clubs	537	49 318	251 323	14	7	—	1	2	3	1	—	—	—
711212	Racetracks	(F)	(D)	(D)	11	4	3	—	—	1	1	2	—	—
711219	Other spectator sports	(C)	(D)	(D)	34	24	7	3	—	—	—	—	—	—
7113	Promoters of entertainment events	2 974	10 554	43 484	85	52	13	7	7	1	1	2	2	—
71131	Promoters of entertainment events with facility	2 244	5 671	22 211	27	9	5	2	7	—	1	1	2	—
711310	Promoters of entertainment events with facility	2 244	5 671	22 211	27	9	5	2	7	—	1	1	2	—
71132	Promoters of entertainment events without facility	730	4 883	21 273	58	43	8	5	—	1	—	1	—	—
711320	Promoters of entertainment events without facility	730	4 883	21 273	58	43	8	5	—	1	—	1	—	—
7114	Agents, managers for artists & other public figures	756	7 730	35 251	69	44	16	5	3	—	—	1	—	—
71141	Agents, managers for artists & other public figures	756	7 730	35 251	69	44	16	5	3	—	—	1	—	—
711410	Agents, managers for artists & other public figures	756	7 730	35 251	69	44	16	5	3	—	—	1	—	—
7115	Independent artists, writers & performers	539	4 655	30 306	195	169	10	12	4	—	—	—	—	—
71151	Independent artists, writers & performers	539	4 655	30 306	195	169	10	12	4	—	—	—	—	—
711510	Independent artists, writers & performers	539	4 655	30 306	195	169	10	12	4	—	—	—	—	—
712	Museums, historical sites & like institutions	4 247	20 143	92 022	233	120	39	32	24	7	8	3	—	—
7121	Museums, historical sites & like institutions	4 247	20 143	92 022	233	120	39	32	24	7	8	3	—	—
71211	Museums	2 923	13 508	60 995	163	76	29	26	19	7	5	1	—	—
712110	Museums	2 923	13 508	60 995	163	76	29	26	19	7	5	1	—	—
71212	Historical sites	666	2 601	12 439	49	38	5	3	—	—	2	1	—	—
712120	Historical sites	666	2 601	12 439	49	38	5	3	—	—	2	1	—	—
71213	Zoos & botanical gardens	573	3 499	15 737	11	3	1	1	4	—	1	1	—	—
712130	Zoos & botanical gardens	573	3 499	15 737	11	3	1	1	4	—	1	1	—	—
71219	Nature parks & other similar institutions	85	535	2 851	10	3	4	2	1	—	—	—	—	—
712190	Nature parks & other similar institutions	85	535	2 851	10	3	4	2	1	—	—	—	—	—
713	Amusement, gambling & recreation industries	27 639	83 683	452 235	1 713	814	287	246	237	80	43	4	2	—
7131	Amusement parks & arcades	(F)	(D)	(D)	70	36	17	6	7	3	1	—	—	—
71311	Amusement & theme parks	375	1 685	11 664	17	10	2	1	1	2	1	—	—	—
713110	Amusement & theme parks	375	1 685	11 664	17	10	2	1	1	2	1	—	—	—
71312	Amusement arcades	(E)	(D)	(D)	53	26	15	5	6	1	—	—	—	—
713120	Amusement arcades	(E)	(D)	(D)	53	26	15	5	6	1	—	—	—	—
7132	Gambling industries	(B)	(D)	(D)	12	11	—	1	—	—	—	—	—	—
71321	Casinos (except hotel casinos)	(A)	(D)	(D)	1	1	—	—	—	—	—	—	—	—
713210	Casinos (except hotel casinos)	(A)	(D)	(D)	1	1	—	—	—	—	—	—	—	—
71329	Other gambling industries	(B)	(D)	(D)	11	10	—	1	—	—	—	—	—	—
713290	Other gambling industries	(B)	(D)	(D)	11	10	—	1	—	—	—	—	—	—
7139	Other amusement & recreation industries	26 793	80 827	435 267	1 631	767	270	230	77	42	4	2	—	—
71391	Golf courses & country clubs	5 690	23 318	163 499	299	109	59	50	52	20	8	1	—	—
713910	Golf courses & country clubs	5 690	23 318	163 499	299	109	59	50	52	20	8	1	—	—
71392	Skiing facilities	1 708	3 360	8 026	13	2	—	1	2	3	4	—	1	—
713920	Skiing facilities	1 708	3 360	8 026	13	2	—	1	2	3	4	—	1	—
71393	Marinas	838	4 987	28 090	133	85	22	19	5	2	—	—	—	—
713930	Marinas	838	4 987	28 090	133	85	22	19	5	2	—	—	—	—
71394	Fitness & recreational sports centers	15 291	37 750	179 504	728	290	111	107	141	47	28	3	1	—
713940	Fitness & recreational sports centers	15 291	37 750	179 504	728	290	111	107	141	47	28	3	1	—
71395	Bowling centers	1 157	3 196	12 913	107	42	23	24	16	2	—	—	—	—
713950	Bowling centers	1 157	3 196	12 913	107	42	23	24	16	2	—	—	—	—
71399	All other amusement & recreation industries	2 109	8 216	43 235	351	239	55	38	14	3	2	—	—	—
713990	All other amusement & recreation industries	2 109	8 216	43 235	351	239	55	38	14	3	2	—	—	—
<b>72</b>	<b>Accommodation &amp; food services</b>	<b>233 332</b>	<b>684 619</b>	<b>3 203 563</b>	<b>14 586</b>	<b>6 079</b>	<b>2 573</b>	<b>2 448</b>	<b>2 507</b>	<b>737</b>	<b>199</b>	<b>36</b>	<b>6</b>	<b>1</b>
721	Accommodation	33 357	146 577	690 180	1 156	640	133	116	122	51	65	23	5	1
7211	Traveler accommodation	31 824	140 191	655 215	939	476	101	105	114	50	65	23	4	1
72111	Hotels (exc casino hotels) & motels	30 937	137 426	637 688	758	336	79	95	108	48	64	23	4	1
721110	Hotels (exc casino hotels) & motels	30 937	137 426	637 688	758	336	79	95	108	48	64	23	4	1
72112	Casino hotels	(A)	(D)	(D)	1	1	—	—	—	—	—	—	—	—
721120	Casino hotels	(A)	(D)	(D)	1	1	—	—	—	—	—	—	—	—
72119	Other traveler accommodation	(F)	(D)	(D)	180	139	22	10	6	2	1	—	—	—
721191	Bed & breakfast inns	(F)	(D)	(D)	162	127	7	5	1	1	—	—	—	—
721199	All other traveler accommodation	(C)	(D)	(D)	18	12	1	3	1	1	—	—	—	—
7212	RV parks & recreational camps	1 271	5 674	31 597	134	95	24	7	6	1	—	—	1	—
72121	RV parks & recreational camps	1 271	5 674	31 597	134	95	24	7	6	1	—	—	1	—
721211	RV parks & campgrounds	215	874	6 083	58	41	13	2	2	—	—	—	—	—
721214	Recreational, vacation camps (exc campgrounds)	1 056	4 800	25 514	76	54	11	5	4	1	—	—	1	—
7213	Rooming & boarding houses	262	712	3 368	83	69	8	4	2	—	—	—	—	—
72131	Rooming & boarding houses	262	712	3 368	83	69	8	4	2	—	—	—	—	—
721310	Rooming & boarding houses	262	712	3 368	83	69	8	4	2	—	—	—	—	—

Note: Employment-size classes are indicated as follows: A—0 to 19; B—20 to 99; C—100 to 249; E—250 to 499; F—500 to 999; G—1,000 to 2,499; H—2,500 to 4,999; I—5,000 to 9,999; J—10,000 to 24,999; K—25,000 to 49,999; L—50,000 to 99,999; M—100,000 or more.



**Table 2. The State—Employees, Payroll, and Establishments by Industry: 1999—Con.**

[Excludes most government employees, railroad employees, and self-employed persons. Size class 1 to 4 includes establishments with payroll, but no employees, during mid-March pay period. (D) denotes figures withheld to avoid disclosing data for individual companies; the data are included in broader industry totals. For explanation of terms, abbreviations, and data reliability/comparability, see introductory text]

NAICS code	Industry	Number of employees for week including March 12	Payroll (\$1,000)		Total number of establishments	Number of establishments by employment-size class									
			First quarter	Annual		1 to 4	5 to 9	10 to 19	20 to 49	50 to 99	100 to 249	250 to 499	500 to 999	1,000 or more	
<b>81</b>	<b>Other services (except public administration)—Con.</b>														
812	Personal & laundry services—Con.														
8129	Other personal services .....	7 445	37 682	161 346	782	504	133	75	51	10	6	1	2	—	
81291	Pet care (except veterinary) services .....	720	2 194	10 506	182	132	29	18	3	—	—	—	—	—	
812910	Pet care (except veterinary) services .....	720	2 194	10 506	182	132	29	18	3	—	—	—	—	—	
81292	Photofinishing .....	1 613	8 753	39 837	209	125	49	16	17	1	1	—	—	—	
812921	Photofinishing laboratories (except one-hour) .....	1 098	6 844	31 518	97	48	24	11	12	1	1	—	—	—	
812922	One-hour photofinishing .....	515	1 909	8 319	112	77	25	5	5	—	—	—	—	—	
81293	Parking lots & garages .....	2 777	10 239	36 454	212	102	39	35	25	7	4	—	—	—	
812930	Parking lots & garages .....	2 777	10 239	36 454	212	102	39	35	25	7	4	—	—	—	
81299	All other personal services .....	2 335	16 496	74 549	179	145	16	6	6	2	1	1	2	—	
812990	All other personal services .....	2 335	16 496	74 549	179	145	16	6	6	2	1	1	2	—	
<b>813</b>	<b>Religious, grantmaking, civic, prof &amp; like organizations .....</b>	<b>50 150</b>	<b>235 521</b>	<b>1 006 169</b>	<b>5 726</b>	<b>3 128</b>	<b>1 389</b>	<b>682</b>	<b>391</b>	<b>95</b>	<b>34</b>	<b>7</b>	<b>—</b>	<b>—</b>	
8131	Religious organizations .....	24 498	94 564	391 972	2 644	1 293	754	322	227	37	4	7	—	—	
81311	Religious organizations .....	24 498	94 564	391 972	2 644	1 293	754	322	227	37	4	7	—	—	
813110	Religious organizations .....	24 498	94 564	391 972	2 644	1 293	754	322	227	37	4	7	—	—	
8132	Grantmaking & giving services .....	3 290	27 338	121 795	336	214	52	34	24	6	6	—	—	—	
81321	Grantmaking & giving services .....	3 290	27 338	121 795	336	214	52	34	24	6	6	—	—	—	
813211	Grantmaking foundations .....	1 069	10 931	49 622	164	129	17	9	4	3	2	—	—	—	
813212	Voluntary health organizations .....	1 051	7 349	30 218	78	30	24	14	8	—	2	—	—	—	
813219	Other grantmaking & giving services .....	1 170	9 058	41 955	94	55	11	11	12	3	2	—	—	—	
8133	Social advocacy organizations .....	3 686	21 182	95 288	386	213	89	49	25	6	4	—	—	—	
81331	Social advocacy organizations .....	3 686	21 182	95 288	386	213	89	49	25	6	4	—	—	—	
813311	Human rights organizations .....	391	2 823	12 263	56	30	14	7	5	—	—	—	—	—	
813312	Environment & wildlife organizations .....	1 487	8 581	39 275	163	84	48	19	7	3	2	—	—	—	
813319	Other social advocacy organizations .....	1 808	9 778	43 750	167	99	27	23	13	3	2	—	—	—	
8134	Civic & social organizations .....	9 474	25 172	111 196	936	461	234	145	58	26	12	—	—	—	
81341	Civic & social organizations .....	9 474	25 172	111 196	936	461	234	145	58	26	12	—	—	—	
813410	Civic & social organizations .....	9 474	25 172	111 196	936	461	234	145	58	26	12	—	—	—	
8139	Business, labor, political, like organizations ..	9 202	67 265	285 918	1 424	947	260	132	57	20	8	—	—	—	
81391	Business associations .....	2 399	25 265	102 550	324	210	65	27	16	3	3	—	—	—	
813910	Business associations .....	2 399	25 265	102 550	324	210	65	27	16	3	3	—	—	—	
81392	Professional organizations .....	1 466	14 116	60 429	172	125	17	12	9	7	2	—	—	—	
813920	Professional organizations .....	1 466	14 116	60 429	172	125	17	12	9	7	2	—	—	—	
81393	Labor unions & similar labor organizations ..	3 459	17 766	77 092	457	248	113	63	24	7	2	—	—	—	
813930	Labor unions & similar labor organizations ..	3 459	17 766	77 092	457	248	113	63	24	7	2	—	—	—	
81394	Political organizations .....	118	756	3 058	44	34	9	1	—	—	—	—	—	—	
813940	Political organizations .....	118	756	3 058	44	34	9	1	—	—	—	—	—	—	
81399	Oth similar organizations (exc business, prof, labor, pol) .....	1 760	9 362	42 789	427	330	56	29	8	3	1	—	—	—	
813990	Oth similar organizations (exc business, prof, labor, pol) .....	1 760	9 362	42 789	427	330	56	29	8	3	1	—	—	—	
<b>95</b>	<b>Auxiliaries (exc corporate, subsidiary &amp; regional mgt) .....</b>	<b>20 964</b>	<b>274 235</b>	<b>1 204 893</b>	<b>303</b>	<b>87</b>	<b>40</b>	<b>42</b>	<b>57</b>	<b>26</b>	<b>22</b>	<b>21</b>	<b>8</b>	<b>—</b>	
<b>99</b>	<b>Unclassified establishments .....</b>	<b>8 945</b>	<b>13 036</b>	<b>120 724</b>	<b>5 950</b>	<b>5 521</b>	<b>397</b>	<b>27</b>	<b>5</b>	<b>—</b>	<b>—</b>	<b>—</b>	<b>—</b>	<b>—</b>	

Note: Employment-size classes are indicated as follows: A—0 to 19; B—20 to 99; C—100 to 249; E—250 to 499; F—500 to 999; G—1,000 to 2,499; H—2,500 to 4,999; I—5,000 to 9,999; J—10,000 to 24,999; K—25,000 to 49,999; L—50,000 to 99,999; M—100,000 or more.

**Table 3. The State—Employees and Annual Payroll by Employment-Size Class: 1999**

[Excludes most government employees, railroad employees, and self-employed persons. Size class 1 to 4 includes establishments with payroll, but no employees, during mid-March pay period. (D) denotes figures withheld to avoid disclosing data for individual companies; the data are included in broader industry totals. For explanation of terms, abbreviations, and data reliability/comparability, see introductory text]

NAICS code	Major group	Total	Employment-size class								
			1 to 4	5 to 9	10 to 19	20 to 49	50 to 99	100 to 249	250 to 499	500 to 999	1,000 or more
	<b>Total number of employees</b> .....	<b>2 971 052</b>	<b>161 836</b>	<b>221 260</b>	<b>285 295</b>	<b>444 477</b>	<b>371 400</b>	<b>516 264</b>	<b>293 097</b>	<b>201 056</b>	<b>476 367</b>
	<b>Total payroll, annual (\$1,000)</b> .....	<b>115 269 583</b>	<b>6 263 616</b>	<b>6 635 482</b>	<b>8 959 100</b>	<b>14 903 317</b>	<b>13 597 265</b>	<b>19 534 343</b>	<b>12 209 315</b>	<b>9 266 669</b>	<b>23 900 476</b>
<b>11</b>	<b>FORESTRY, FISHING, HUNTING, AND AGRICULTURE SUPPORT</b>										
	Number of employees .....	<b>1 010</b>	<b>402</b>	(D)	(D)	(D)	—	—	—	—	—
	Payroll, annual (\$1,000) .....	<b>21 496</b>	<b>11 350</b>	(D)	(D)	(D)	—	—	—	—	—
113	Forestry and logging										
	Number of employees .....	(B)	(D)	(D)	—	—	—	—	—	—	—
	Payroll, annual (\$1,000) .....	(D)	(D)	(D)	—	—	—	—	—	—	—
114	Fishing, hunting & trapping										
	Number of employees .....	(F)	(D)	(D)	(D)	(D)	—	—	—	—	—
	Payroll, annual (\$1,000) .....	(D)	(D)	(D)	(D)	(D)	—	—	—	—	—
115	Agriculture & forestry support activities										
	Number of employees .....	359	114	(D)	(D)	(D)	—	—	—	—	—
	Payroll, annual (\$1,000) .....	7 328	2 349	(D)	(D)	(D)	—	—	—	—	—
<b>21</b>	<b>MINING</b>										
	Number of employees .....	<b>1 080</b>	(D)	(D)	<b>292</b>	(D)	(D)	—	—	—	—
	Payroll, annual (\$1,000) .....	<b>53 813</b>	(D)	(D)	<b>14 004</b>	(D)	(D)	—	—	—	—
211	Oil & gas extraction										
	Number of employees .....	(A)	(D)	(D)	—	—	—	—	—	—	—
	Payroll, annual (\$1,000) .....	(D)	(D)	(D)	—	—	—	—	—	—	—
212	Mining (except oil & gas)										
	Number of employees .....	(G)	(D)	(D)	(D)	(D)	(D)	—	—	—	—
	Payroll, annual (\$1,000) .....	(D)	(D)	(D)	(D)	(D)	(D)	—	—	—	—
213	Mining support activities										
	Number of employees .....	(B)	(D)	(D)	(D)	—	—	—	—	—	—
	Payroll, annual (\$1,000) .....	(D)	(D)	(D)	(D)	—	—	—	—	—	—
<b>22</b>	<b>UTILITIES</b>										
	Number of employees .....	<b>14 707</b>	(D)	<b>247</b>	<b>569</b>	<b>836</b>	(D)	<b>4 675</b>	<b>2 826</b>	(D)	—
	Payroll, annual (\$1,000) .....	<b>967 928</b>	(D)	<b>15 882</b>	<b>44 747</b>	<b>48 083</b>	(D)	<b>297 086</b>	<b>165 770</b>	(D)	—
221	Utilities										
	Number of employees .....	14 707	(D)	247	569	836	(D)	4 675	2 826	(D)	—
	Payroll, annual (\$1,000) .....	967 928	(D)	15 882	44 747	48 083	(D)	297 086	165 770	(D)	—
<b>23</b>	<b>CONSTRUCTION</b>										
	Number of employees .....	<b>111 489</b>	<b>17 155</b>	<b>17 667</b>	<b>19 340</b>	<b>22 779</b>	<b>14 586</b>	<b>12 730</b>	(D)	(D)	—
	Payroll, annual (\$1,000) .....	<b>5 074 494</b>	<b>662 371</b>	<b>645 640</b>	<b>788 935</b>	<b>1 076 369</b>	<b>771 074</b>	<b>757 803</b>	(D)	(D)	—
233	Building, developing & general contracting										
	Number of employees .....	27 603	5 333	4 933	4 990	5 104	2 299	(D)	(D)	(D)	—
	Payroll, annual (\$1,000) .....	1 259 842	211 356	190 439	214 991	238 114	138 659	(D)	(D)	(D)	—
234	Heavy construction										
	Number of employees .....	14 006	683	1 080	1 708	3 169	2 465	(D)	(D)	(D)	—
	Payroll, annual (\$1,000) .....	844 789	53 142	58 006	89 978	192 957	140 121	(D)	(D)	(D)	—
235	Special trade contractors										
	Number of employees .....	69 880	11 139	11 654	12 642	14 506	9 822	(D)	(D)	(D)	—
	Payroll, annual (\$1,000) .....	2 969 863	397 873	397 195	483 966	645 298	492 294	(D)	(D)	(D)	—
<b>31-33</b>	<b>MANUFACTURING</b>										
	Number of employees .....	<b>404 495</b>	<b>5 636</b>	<b>10 819</b>	<b>21 286</b>	<b>49 695</b>	<b>56 358</b>	<b>80 408</b>	<b>56 007</b>	<b>41 168</b>	<b>83 118</b>
	Payroll, annual (\$1,000) .....	<b>18 832 530</b>	<b>253 396</b>	<b>343 285</b>	<b>717 678</b>	<b>1 915 726</b>	<b>2 279 504</b>	<b>3 336 336</b>	<b>2 455 968</b>	<b>1 901 988</b>	<b>5 628 649</b>
311	Food mfg										
	Number of employees .....	21 552	439	878	2 044	3 300	3 509	5 114	(D)	2 680	(D)
	Payroll, annual (\$1,000) .....	645 169	10 499	15 225	33 652	69 133	106 264	158 042	(D)	125 025	(D)
312	Beverage & tobacco product mfg										
	Number of employees .....	2 433	41	(D)	57	(D)	(D)	728	—	(D)	—
	Payroll, annual (\$1,000) .....	94 301	1 173	(D)	1 542	(D)	(D)	34 154	—	(D)	—
313	Textile mills										
	Number of employees .....	12 099	83	(D)	308	929	1 693	2 609	1 586	(D)	(D)
	Payroll, annual (\$1,000) .....	421 493	3 724	(D)	8 013	31 561	57 694	90 149	61 507	(D)	(D)
314	Textile product mills										
	Number of employees .....	4 556	155	249	363	1 113	569	588	1 519	—	—
	Payroll, annual (\$1,000) .....	118 804	3 885	5 295	8 444	28 381	16 252	15 659	40 888	—	—
315	Apparel manufacturing										
	Number of employees .....	7 916	130	(D)	337	1 230	(D)	1 968	1 745	(D)	—
	Payroll, annual (\$1,000) .....	184 476	5 419	(D)	8 379	22 964	(D)	44 043	54 035	(D)	—
316	Leather & allied product mfg										
	Number of employees .....	3 315	(D)	(D)	144	477	(D)	1 196	(D)	(D)	—
	Payroll, annual (\$1,000) .....	82 034	(D)	(D)	3 711	12 755	(D)	28 384	(D)	(D)	—
321	Wood product mfg										
	Number of employees .....	2 841	136	329	731	931	(D)	(D)	(D)	—	—
	Payroll, annual (\$1,000) .....	82 727	4 438	8 146	19 454	26 264	(D)	(D)	(D)	—	—
322	Paper mfg										
	Number of employees .....	18 341	(D)	130	342	1 452	3 152	7 220	3 431	(D)	(D)
	Payroll, annual (\$1,000) .....	734 397	(D)	4 268	10 096	49 689	117 304	283 702	147 809	(D)	(D)

Note: Employment-size classes are indicated as follows: A—0 to 19; B—20 to 99; C—100 to 249; E—250 to 499; F—500 to 999; G—1,000 to 2,499; H—2,500 to 4,999; I—5,000 to 9,999; J—10,000 to 24,999; K—25,000 to 49,999; L—50,000 to 99,999; M—100,000 or more.



**Table 3. The State—Employees and Annual Payroll by Employment-Size Class: 1999—Con.**

[Excludes most government employees, railroad employees, and self-employed persons. Size class 1 to 4 includes establishments with payroll, but no employees, during mid-March pay period. (D) denotes figures withheld to avoid disclosing data for individual companies; the data are included in broader industry totals. For explanation of terms, abbreviations, and data reliability/comparability, see introductory text]

NAICS code	Major group	Total	Employment-size class									
			1 to 4	5 to 9	10 to 19	20 to 49	50 to 99	100 to 249	250 to 499	500 to 999	1,000 or more	
<b>31-33</b>	<b>MANUFACTURING—Con.</b>											
323	Printing & related support activities											
	Number of employees .....	22 797	936	1 522	2 458	4 363	4 445	4 840	4 233	—	—	
	Payroll, annual (\$1,000) .....	854 212	26 839	42 689	77 210	183 334	180 823	192 656	150 661	—	—	
324	Petroleum & coal products mfg											
	Number of employees .....	1 105	(D)	(D)	101	(D)	(D)	(D)	—	—	—	
	Payroll, annual (\$1,000) .....	62 256	(D)	(D)	6 247	(D)	(D)	(D)	—	—	—	
325	Chemical mfg											
	Number of employees .....	20 350	181	362	804	2 408	(D)	3 680	2 380	4 364	(D)	
	Payroll, annual (\$1,000) .....	1 433 256	15 785	17 724	32 772	127 782	(D)	246 028	123 537	238 567	(D)	
326	Plastics & rubber products mfg											
	Number of employees .....	22 197	136	379	1 052	3 525	4 660	5 906	3 523	3 016	—	
	Payroll, annual (\$1,000) .....	777 300	11 218	11 973	33 241	119 089	159 846	207 013	115 819	119 101	—	
327	Nonmetallic mineral product mfg											
	Number of employees .....	8 102	175	348	676	1 673	1 295	(D)	1 241	—	(D)	
	Payroll, annual (\$1,000) .....	346 453	7 321	10 756	27 580	66 067	52 889	(D)	53 018	—	(D)	
331	Primary metal mfg											
	Number of employees .....	5 636	53	126	282	920	1 541	1 343	1 371	—	—	
	Payroll, annual (\$1,000) .....	216 599	2 205	3 916	9 454	36 648	58 969	47 493	57 914	—	—	
332	Fabricated metal product mfg											
	Number of employees .....	44 613	1 088	2 206	4 590	10 036	7 855	8 011	3 838	3 276	3 713	
	Payroll, annual (\$1,000) .....	1 754 526	37 586	80 584	170 673	377 882	310 350	319 517	146 437	146 422	165 075	
333	Machinery mfg											
	Number of employees .....	30 320	418	1 031	1 982	4 831	5 074	8 016	4 881	4 087	—	
	Payroll, annual (\$1,000) .....	1 414 554	16 700	38 646	82 641	199 490	238 968	386 756	216 231	235 122	—	
334	Computer & electronic product mfg											
	Number of employees .....	108 994	375	693	1 946	5 197	8 643	12 873	12 611	12 116	54 540	
	Payroll, annual (\$1,000) .....	6 851 296	33 546	28 256	80 748	256 909	467 927	615 410	749 849	572 881	4 045 770	
335	Electrical equip, appliance & component mfg											
	Number of employees .....	15 224	100	232	432	1 103	2 016	5 019	3 757	2 565	—	
	Payroll, annual (\$1,000) .....	642 149	10 312	10 069	16 285	47 846	76 423	226 414	151 895	102 905	—	
336	Transportation equipment mfg											
	Number of employees .....	12 794	95	203	438	1 038	1 310	1 142	(D)	—	(D)	
	Payroll, annual (\$1,000) .....	604 631	3 704	5 264	16 353	43 379	54 302	47 733	(D)	—	(D)	
337	Furniture & related product mfg											
	Number of employees .....	7 470	300	497	834	1 378	1 368	2 125	968	—	—	
	Payroll, annual (\$1,000) .....	255 891	9 219	14 350	25 086	46 724	42 548	71 573	46 391	—	—	
339	Miscellaneous mfg											
	Number of employees .....	31 840	632	1 049	1 365	3 509	4 164	6 102	5 343	4 088	5 588	
	Payroll, annual (\$1,000) .....	1 256 006	28 659	32 386	46 097	155 024	147 847	247 370	212 948	193 202	192 473	
<b>42</b>	<b>WHOLESALE TRADE</b>											
	Number of employees .....	148 348	9 156	12 860	19 337	29 248	22 895	27 390	14 121	6 708	6 633	
	Payroll, annual (\$1,000) .....	7 605 741	498 713	567 259	928 981	1 463 725	1 293 600	1 401 054	647 964	309 562	494 883	
421	Wholesale trade, durable goods											
	Number of employees .....	87 838	5 984	8 829	13 044	18 810	12 783	15 813	5 175	(D)	(D)	
	Payroll, annual (\$1,000) .....	4 928 229	344 947	405 286	659 861	1 003 386	808 081	877 692	269 172	(D)	(D)	
422	Wholesale trade, nondurable goods											
	Number of employees .....	60 510	3 172	4 031	6 293	10 438	10 112	11 577	8 946	(D)	(D)	
	Payroll, annual (\$1,000) .....	2 677 512	153 766	161 973	269 120	460 339	485 519	523 362	378 792	(D)	(D)	
<b>44-45</b>	<b>RETAIL TRADE</b>											
	Number of employees .....	349 741	23 451	44 488	50 097	64 111	51 531	79 004	31 375	(D)	(D)	
	Payroll, annual (\$1,000) .....	7 131 729	596 744	833 450	972 055	1 451 623	1 125 333	1 489 713	569 735	(D)	(D)	
441	Motor vehicle & parts dealers											
	Number of employees .....	36 061	1 790	3 513	4 833	11 109	10 039	(D)	(D)	(D)	—	
	Payroll, annual (\$1,000) .....	1 282 910	54 155	90 281	136 733	401 124	408 868	(D)	(D)	(D)	—	
442	Furniture & home furnishing stores											
	Number of employees .....	14 036	1 414	2 419	2 896	3 184	1 395	1 921	807	—	—	
	Payroll, annual (\$1,000) .....	340 539	42 235	59 022	66 230	77 506	24 408	54 169	16 969	—	—	
443	Electronics & appliance stores											
	Number of employees .....	8 870	1 051	(D)	1 435	1 383	1 765	(D)	(D)	—	—	
	Payroll, annual (\$1,000) .....	269 162	35 116	(D)	49 438	68 229	38 199	(D)	(D)	—	—	
444	Bldg material & garden equip & supp dealers											
	Number of employees .....	24 406	1 673	3 455	4 333	5 618	2 402	(D)	(D)	—	—	
	Payroll, annual (\$1,000) .....	750 888	52 750	98 480	132 309	200 522	75 596	(D)	(D)	—	—	
445	Food & beverage stores											
	Number of employees .....	88 830	3 872	6 912	(D)	6 411	8 741	(D)	11 770	—	—	
	Payroll, annual (\$1,000) .....	1 392 229	83 753	93 345	(D)	94 735	155 957	(D)	150 458	—	—	
446	Health & personal care stores											
	Number of employees .....	29 175	1 325	2 509	4 414	12 257	5 874	(D)	(D)	—	—	
	Payroll, annual (\$1,000) .....	528 018	38 963	46 595	86 690	204 890	86 254	(D)	(D)	—	—	
447	Gasoline stations											
	Number of employees .....	15 403	2 485	5 967	4 582	1 590	(D)	(D)	(D)	—	—	
	Payroll, annual (\$1,000) .....	248 783	49 067	94 068	68 069	25 560	(D)	(D)	(D)	—	—	
448	Clothing & clothing accessories stores											
	Number of employees .....	37 206	3 453	7 488	9 481	8 395	6 242	(D)	(D)	—	—	
	Payroll, annual (\$1,000) .....	573 131	74 654	120 180	136 028	114 118	89 045	(D)	(D)	—	—	

Note: Employment-size classes are indicated as follows: A—0 to 19; B—20 to 99; C—100 to 249; E—250 to 499; F—500 to 999; G—1,000 to 2,499; H—2,500 to 4,999; I—5,000 to 9,999; J—10,000 to 24,999; K—25,000 to 49,999; L—50,000 to 99,999; M—100,000 or more.

**Table 3. The State—Employees and Annual Payroll by Employment-Size Class: 1999—Con.**

[Excludes most government employees, railroad employees, and self-employed persons. Size class 1 to 4 includes establishments with payroll, but no employees, during mid-March pay period. (D) denotes figures withheld to avoid disclosing data for individual companies; the data are included in broader industry totals. For explanation of terms, abbreviations, and data reliability/comparability, see introductory text]

NAICS code	Major group	Total	Employment-size class									
			1 to 4	5 to 9	10 to 19	20 to 49	50 to 99	100 to 249	250 to 499	500 to 999	1,000 or more	
<b>44-45</b>	<b>RETAIL TRADE—Con.</b>											
451	Sporting goods, hobby, book & music stores											
	Number of employees .....	16 341	1 606	3 101	3 318	4 348	3 136	832	—	—	—	—
	Payroll, annual (\$1,000) .....	241 894	33 410	45 581	50 973	58 386	40 760	12 784	—	—	—	—
452	General merchandise stores											
	Number of employees .....	43 103	341	(D)	(D)	1 541	8 810	17 912	(D)	(D)	—	—
	Payroll, annual (\$1,000) .....	643 969	17 584	(D)	(D)	22 635	109 834	259 786	(D)	(D)	—	—
453	Miscellaneous store retailers											
	Number of employees .....	18 497	3 235	4 016	4 398	5 094	(D)	(D)	—	—	—	—
	Payroll, annual (\$1,000) .....	302 129	65 270	58 203	64 995	78 828	(D)	(D)	—	—	—	—
454	Nonstore retailers											
	Number of employees .....	17 813	1 206	2 150	2 559	3 181	1 501	(D)	(D)	(D)	(D)	(D)
	Payroll, annual (\$1,000) .....	558 077	49 787	66 374	76 837	105 090	67 267	(D)	(D)	(D)	(D)	(D)
<b>48-49</b>	<b>TRANSPORTATION &amp; WAREHOUSING</b>											
	<b>Number of employees .....</b>	<b>71 203</b>	<b>2 890</b>	<b>3 847</b>	<b>5 611</b>	<b>11 550</b>	<b>11 803</b>	<b>13 186</b>	<b>3 956</b>	<b>2 535</b>	<b>15 825</b>	
	<b>Payroll, annual (\$1,000) .....</b>	<b>2 098 028</b>	<b>101 866</b>	<b>114 209</b>	<b>160 456</b>	<b>332 522</b>	<b>322 452</b>	<b>377 796</b>	<b>131 234</b>	<b>66 621</b>	<b>490 872</b>	
481	Air transportation											
	Number of employees .....	11 516	80	172	103	(D)	351	(D)	(D)	(D)	(D)	(D)
	Payroll, annual (\$1,000) .....	416 415	3 615	5 992	3 567	(D)	9 808	(D)	(D)	(D)	(D)	(D)
483	Water transportation											
	Number of employees .....	1 114	(D)	79	92	(D)	(D)	—	(D)	—	—	—
	Payroll, annual (\$1,000) .....	58 251	(D)	2 840	5 021	(D)	(D)	—	(D)	—	—	—
484	Truck transportation											
	Number of employees .....	19 196	1 377	1 550	2 211	3 922	4 264	(D)	(D)	—	(D)	(D)
	Payroll, annual (\$1,000) .....	609 230	46 175	46 254	68 853	136 499	154 947	(D)	(D)	—	(D)	(D)
485	Transit & ground passenger transportation											
	Number of employees .....	18 533	473	628	1 236	3 861	4 866	5 041	(D)	(D)	—	—
	Payroll, annual (\$1,000) .....	347 407	16 740	9 053	19 892	71 625	80 626	97 707	(D)	(D)	—	—
486	Pipeline transportation											
	Number of employees .....	(C)	(D)	(D)	(D)	(D)	—	—	—	—	—	—
	Payroll, annual (\$1,000) .....	(D)	(D)	(D)	(D)	(D)	—	—	—	—	—	—
487	Scenic & sightseeing transportation											
	Number of employees .....	(F)	(D)	(D)	(D)	(D)	(D)	(D)	—	—	—	—
	Payroll, annual (\$1,000) .....	(D)	(D)	(D)	(D)	(D)	(D)	(D)	—	—	—	—
488	Transportation support activities											
	Number of employees .....	5 880	548	899	1 108	1 338	(D)	(D)	(D)	—	—	—
	Payroll, annual (\$1,000) .....	196 755	19 558	33 047	37 715	44 667	(D)	(D)	(D)	—	—	—
492	Couriers & messengers											
	Number of employees .....	11 702	206	303	245	1 128	(D)	(D)	(D)	—	(D)	(D)
	Payroll, annual (\$1,000) .....	358 866	5 770	9 430	7 144	29 522	(D)	(D)	(D)	—	(D)	(D)
493	Warehousing & storage											
	Number of employees .....	2 537	119	158	448	810	625	377	—	—	—	—
	Payroll, annual (\$1,000) .....	77 988	4 174	5 236	13 115	23 635	21 124	10 704	—	—	—	—
<b>51</b>	<b>INFORMATION</b>											
	<b>Number of employees .....</b>	<b>115 593</b>	<b>2 709</b>	<b>3 456</b>	<b>5 989</b>	<b>13 891</b>	<b>15 192</b>	<b>22 390</b>	<b>16 192</b>	<b>14 124</b>	<b>21 650</b>	
	<b>Payroll, annual (\$1,000) .....</b>	<b>6 790 899</b>	<b>238 273</b>	<b>191 158</b>	<b>294 906</b>	<b>803 189</b>	<b>905 113</b>	<b>1 424 825</b>	<b>1 022 940</b>	<b>783 723</b>	<b>1 126 772</b>	
511	Publishing industries											
	Number of employees .....	52 892	(D)	(D)	2 450	6 068	6 066	9 161	9 081	6 904	(D)	(D)
	Payroll, annual (\$1,000) .....	3 463 879	(D)	(D)	132 290	400 329	412 222	697 115	571 531	395 583	(D)	(D)
512	Motion picture & sound recording industries											
	Number of employees .....	4 487	411	(D)	(D)	1 436	(D)	(D)	—	—	—	—
	Payroll, annual (\$1,000) .....	100 593	21 448	(D)	(D)	25 600	(D)	(D)	—	—	—	—
513	Broadcasting & telecommunications											
	Number of employees .....	40 905	825	(D)	(D)	4 534	5 283	9 153	(D)	4 742	(D)	(D)
	Payroll, annual (\$1,000) .....	2 015 658	65 677	(D)	(D)	244 986	283 632	472 276	(D)	204 203	(D)	(D)
514	Information & data processing services											
	Number of employees .....	17 309	(D)	(D)	(D)	1 853	(D)	(D)	(D)	2 478	(D)	(D)
	Payroll, annual (\$1,000) .....	1 210 769	(D)	(D)	(D)	132 274	(D)	(D)	(D)	183 937	(D)	(D)
<b>52</b>	<b>FINANCE &amp; INSURANCE</b>											
	<b>Number of employees .....</b>	<b>207 677</b>	<b>8 282</b>	<b>15 122</b>	<b>16 385</b>	<b>18 997</b>	<b>17 213</b>	<b>25 586</b>	<b>18 662</b>	<b>13 848</b>	<b>73 582</b>	
	<b>Payroll, annual (\$1,000) .....</b>	<b>14 079 704</b>	<b>504 489</b>	<b>717 227</b>	<b>861 431</b>	<b>1 248 672</b>	<b>1 188 264</b>	<b>2 168 723</b>	<b>1 261 501</b>	<b>798 895</b>	<b>5 330 502</b>	
521	Monetary authorities - central bank											
	Number of employees .....	(G)	—	—	—	—	—	—	—	—	—	(D)
	Payroll, annual (\$1,000) .....	(D)	—	—	—	—	—	—	—	—	—	(D)
522	Credit intermediation & related activities											
	Number of employees .....	69 097	1 825	(D)	9 068	9 106	8 464	(D)	(D)	2 717	(D)	(D)
	Payroll, annual (\$1,000) .....	3 360 335	89 190	(D)	299 150	417 824	360 221	(D)	(D)	143 554	(D)	(D)
523	Security, commodity contracts & like activity											
	Number of employees .....	59 378	1 885	1 656	2 042	3 783	3 123	7 211	3 366	3 885	32 427	32 427
	Payroll, annual (\$1,000) .....	6 666 270	223 201	235 036	307 194	486 302	561 889	1 281 382	383 694	343 952	2 843 620	2 843 620
524	Insurance carriers & related activities											
	Number of employees .....	76 875	4 511	(D)	5 166	5 978	5 409	(D)	8 795	7 246	25 636	25 636
	Payroll, annual (\$1,000) .....	3 911 135	187 215	(D)	250 327	319 527	261 042	(D)	473 192	311 389	1 443 487	1 443 487

Note: Employment-size classes are indicated as follows: A—0 to 19; B—20 to 99; C—100 to 249; E—250 to 499; F—500 to 999; G—1,000 to 2,499; H—2,500 to 4,999; I—5,000 to 9,999; J—10,000 to 24,999; K—25,000 to 49,999; L—50,000 to 99,999; M—100,000 or more.

**Table 3. The State—Employees and Annual Payroll by Employment-Size Class: 1999—Con.**

[Excludes most government employees, railroad employees, and self-employed persons. Size class 1 to 4 includes establishments with payroll, but no employees, during mid-March pay period. (D) denotes figures withheld to avoid disclosing data for individual companies; the data are included in broader industry totals. For explanation of terms, abbreviations, and data reliability/comparability, see introductory text]

NAICS code	Major group	Total	Employment-size class									
			1 to 4	5 to 9	10 to 19	20 to 49	50 to 99	100 to 249	250 to 499	500 to 999	1,000 or more	
<b>52</b>	<b>FINANCE &amp; INSURANCE—Con.</b>											
525	Funds, trusts, & other financial vehicles (part)											
	Number of employees .....	(G)	61	(D)	109	130	217	(D)	(D)	—	—	
	Payroll, annual (\$1,000) .....	(D)	4 883	(D)	4 760	25 019	5 112	(D)	(D)	—	—	
<b>53</b>	<b>REAL ESTATE &amp; RENTAL &amp; LEASING</b>											
	Number of employees .....	<b>44 466</b>	<b>6 813</b>	<b>6 786</b>	<b>6 902</b>	<b>6 777</b>	<b>4 484</b>	<b>6 311</b>	<b>2 835</b>	<b>3 558</b>	—	
	Payroll, annual (\$1,000) .....	<b>1 587 440</b>	<b>249 479</b>	<b>193 609</b>	<b>181 207</b>	<b>247 863</b>	<b>198 080</b>	<b>263 847</b>	<b>89 667</b>	<b>163 688</b>	—	
531	Real estate											
	Number of employees .....	29 569	5 638	(D)	(D)	4 421	3 240	4 875	(D)	(D)	—	
	Payroll, annual (\$1,000) .....	1 094 504	206 521	(D)	(D)	170 578	149 919	198 360	(D)	(D)	—	
532	Rental & leasing services											
	Number of employees .....	(J)	(D)	(D)	(D)	(D)	1 244	(D)	(D)	(D)	—	
	Payroll, annual (\$1,000) .....	(D)	(D)	(D)	(D)	(D)	48 161	(D)	(D)	(D)	—	
533	Lessors of other nonfinancial intangible asset											
	Number of employees .....	(G)	(D)	(D)	(D)	(D)	—	(D)	—	(D)	—	
	Payroll, annual (\$1,000) .....	(D)	(D)	(D)	(D)	(D)	—	(D)	—	(D)	—	
<b>54</b>	<b>PROFESSIONAL, SCIENTIFIC &amp; TECHNICAL SERVICES</b>											
	Number of employees .....	214 495	21 629	20 051	23 637	32 379	26 161	31 236	24 601	16 513	18 288	
	Payroll, annual (\$1,000) .....	13 457 618	1 177 244	951 830	1 291 094	2 008 921	1 791 459	2 069 625	1 857 050	1 126 941	1 183 454	
541	Professional, scientific & technical services											
	Number of employees .....	214 495	21 629	20 051	23 637	32 379	26 161	31 236	24 601	16 513	18 288	
	Payroll, annual (\$1,000) .....	13 457 618	1 177 244	951 830	1 291 094	2 008 921	1 791 459	2 069 625	1 857 050	1 126 941	1 183 454	
<b>55</b>	<b>MANAGEMENT OF COMPANIES &amp; ENTERPRISES</b>											
	Number of employees .....	78 509	557	902	2 405	6 056	7 283	16 961	8 694	14 495	21 156	
	Payroll, annual (\$1,000) .....	6 085 779	68 499	67 994	167 018	412 997	410 704	1 209 138	633 283	1 071 423	2 044 723	
551	Management of companies & enterprises											
	Number of employees .....	78 509	557	902	2 405	6 056	7 283	16 961	8 694	14 495	21 156	
	Payroll, annual (\$1,000) .....	6 085 779	68 499	67 994	167 018	412 997	410 704	1 209 138	633 283	1 071 423	2 044 723	
<b>56</b>	<b>ADMIN, SUPPORT, WASTE MGT, REMEDIATION SERVICES</b>											
	Number of employees .....	188 040	8 425	9 411	12 537	20 310	24 869	42 767	28 922	(D)	(D)	
	Payroll, annual (\$1,000) .....	5 268 682	348 735	273 799	361 309	628 030	699 561	1 137 966	809 228	(D)	(D)	
561	Administrative & support services											
	Number of employees .....	180 497	8 056	(D)	11 881	18 751	23 260	40 538	(D)	(D)	(D)	
	Payroll, annual (\$1,000) .....	4 969 471	335 763	(D)	336 737	568 612	623 988	1 039 994	(D)	(D)	(D)	
562	Waste management & remediation services											
	Number of employees .....	7 543	369	(D)	656	1 559	1 609	2 229	(D)	—	—	
	Payroll, annual (\$1,000) .....	299 211	12 972	(D)	24 572	59 418	75 573	97 972	(D)	—	—	
<b>61</b>	<b>EDUCATIONAL SERVICES</b>											
	Number of employees .....	156 481	1 602	2 458	3 391	7 847	8 657	14 053	9 964	10 081	98 428	
	Payroll, annual (\$1,000) .....	4 217 392	51 439	59 976	88 985	182 463	215 863	345 303	262 717	208 151	2 802 495	
611	Educational services											
	Number of employees .....	156 481	1 602	2 458	3 391	7 847	8 657	14 053	9 964	10 081	98 428	
	Payroll, annual (\$1,000) .....	4 217 392	51 439	59 976	88 985	182 463	215 863	345 303	262 717	208 151	2 802 495	
<b>62</b>	<b>HEALTH CARE AND SOCIAL ASSISTANCE</b>											
	Number of employees .....	444 092	13 970	26 548	34 868	48 391	41 100	89 590	43 018	30 405	116 202	
	Payroll, annual (\$1,000) .....	13 670 003	565 220	860 607	1 076 692	1 363 175	1 024 898	2 196 887	1 200 507	1 065 709	4 316 308	
621	Ambulatory health care services											
	Number of employees .....	130 155	10 943	17 444	16 802	19 851	14 197	22 964	18 952	(D)	(D)	
	Payroll, annual (\$1,000) .....	5 121 007	487 430	679 434	752 449	832 906	458 856	764 370	622 126	(D)	(D)	
622	Hospitals											
	Number of employees .....	151 296	3	(D)	—	(D)	(D)	(D)	11 274	23 283	111 509	
	Payroll, annual (\$1,000) .....	5 291 166	219	(D)	—	(D)	(D)	(D)	312 318	742 843	4 076 723	
623	Nursing & residential care facilities											
	Number of employees .....	96 705	545	3 709	6 993	10 616	15 496	50 212	9 134	—	—	
	Payroll, annual (\$1,000) .....	2 079 927	26 532	81 602	126 136	202 669	338 612	1 106 853	197 523	—	—	
624	Social assistance											
	Number of employees .....	65 936	2 479	(D)	11 073	(D)	(D)	(D)	3 658	(D)	(D)	
	Payroll, annual (\$1,000) .....	1 177 903	51 039	(D)	198 107	(D)	(D)	(D)	68 540	(D)	(D)	

Note: Employment-size classes are indicated as follows: A—0 to 19; B—20 to 99; C—100 to 249; E—250 to 499; F—500 to 999; G—1,000 to 2,499; H—2,500 to 4,999; I—5,000 to 9,999; J—10,000 to 24,999; K—25,000 to 49,999; L—50,000 to 99,999; M—100,000 or more.

**Table 3. The State—Employees and Annual Payroll by Employment-Size Class: 1999—Con.**

[Excludes most government employees, railroad employees, and self-employed persons. Size class 1 to 4 includes establishments with payroll, but no employees, during mid-March pay period. (D) denotes figures withheld to avoid disclosing data for individual companies; the data are included in broader industry totals. For explanation of terms, abbreviations, and data reliability/comparability, see introductory text]

NAICS code	Major group	Total	Employment-size class									
			1 to 4	5 to 9	10 to 19	20 to 49	50 to 99	100 to 249	250 to 499	500 to 999	1,000 or more	
<b>71</b>	<b>ARTS, ENTERTAINMENT &amp; RECREATION</b>											
	Number of employees .....	39 613	1 983	2 697	4 477	8 989	6 297	8 103	(D)	(D)	—	
	Payroll, annual (\$1,000) .....	999 826	91 977	68 130	95 911	166 994	250 901	223 826	(D)	(D)	—	
711	Performing arts, spectator sports & related industries											
	Number of employees .....	7 727	632	489	596	866	(D)	974	(D)	(D)	—	
	Payroll, annual (\$1,000) .....	455 569	38 573	14 932	18 207	34 720	(D)	122 838	(D)	(D)	—	
712	Museums, historical sites & like institutions											
	Number of employees .....	4 247	205	255	462	724	498	1 074	1 029	—	—	
	Payroll, annual (\$1,000) .....	92 022	4 845	5 106	9 077	15 551	7 683	24 848	24 912	—	—	
713	Amusement, gambling & recreation industries											
	Number of employees .....	27 639	1 146	1 953	3 419	7 399	(D)	6 055	(D)	(D)	—	
	Payroll, annual (\$1,000) .....	452 235	48 559	48 092	68 627	116 723	(D)	76 140	(D)	(D)	—	
<b>72</b>	<b>ACCOMMODATION &amp; FOOD SERVICES</b>											
	Number of employees .....	233 332	10 518	17 138	34 025	76 935	48 362	29 268	(D)	(D)	(D)	
	Payroll, annual (\$1,000) .....	3 203 563	267 051	217 479	414 271	914 346	624 807	437 567	(D)	(D)	(D)	
721	Accommodation											
	Number of employees .....	33 357	787	894	1 620	3 695	3 664	(D)	7 880	(D)	(D)	
	Payroll, annual (\$1,000) .....	690 180	37 229	19 697	29 635	63 556	72 759	(D)	157 774	(D)	(D)	
722	Food services & drinking places											
	Number of employees .....	199 975	9 731	16 244	32 405	73 240	44 698	(D)	(D)	(D)	—	
	Payroll, annual (\$1,000) .....	2 513 383	229 822	197 782	384 636	850 790	552 048	(D)	(D)	(D)	—	
<b>81</b>	<b>OTHER SERVICES (EXCEPT PUBLIC ADMINISTRATION)</b>											
	Number of employees .....	116 772	20 233	23 607	23 051	23 210	10 241	9 152	3 362	3 916	—	
	Payroll, annual (\$1,000) .....	2 797 301	445 074	475 635	463 620	515 152	257 171	264 599	162 048	214 002	—	
811	Repair & maintenance											
	Number of employees .....	30 578	6 897	7 174	6 269	4 066	(D)	1 734	(D)	(D)	—	
	Payroll, annual (\$1,000) .....	1 099 544	181 948	200 833	183 853	138 743	(D)	89 756	(D)	(D)	—	
812	Personal & laundry services											
	Number of employees .....	36 044	6 981	7 231	7 804	7 250	(D)	2 364	(D)	(D)	—	
	Payroll, annual (\$1,000) .....	691 588	129 250	120 745	130 777	142 473	(D)	47 135	(D)	(D)	—	
813	Religious, grantmaking, civic, prof & like organizations											
	Number of employees .....	50 150	6 355	9 202	8 978	11 894	(D)	5 054	(D)	—	—	
	Payroll, annual (\$1,000) .....	1 006 169	133 876	154 057	148 990	233 936	(D)	127 708	(D)	—	—	
<b>95</b>	<b>AUXILIARIES (EXC CORPORATE, SUBSIDIARY &amp; REGIONAL MGT)</b>											
	Number of employees .....	20 964	179	(D)	609	1 753	(D)	3 454	(D)	6 049	—	
	Payroll, annual (\$1,000) .....	1 204 893	12 442	(D)	30 896	98 796	(D)	132 249	(D)	475 949	—	
<b>99</b>	<b>UNCLASSIFIED ESTABLISHMENTS</b>											
	Number of employees .....	8 945	6 049	(D)	(D)	128	—	—	—	—	—	
	Payroll, annual (\$1,000) .....	120 724	102 265	(D)	(D)	424	—	—	—	—	—	

Note: Employment-size classes are indicated as follows: A—0 to 19; B—20 to 99; C—100 to 249; E—250 to 499; F—500 to 999; G—1,000 to 2,499; H—2,500 to 4,999; I—5,000 to 9,999; J—10,000 to 24,999; K—25,000 to 49,999; L—50,000 to 99,999; M—100,000 or more.

**Table 4. The State—Establishments With 1,000 Employees or More by Major Group and Employment-Size Class: 1999**

[Excludes most government employees, railroad employees, and self-employed persons. For explanation of terms, abbreviations, and data reliability/comparability, see introductory text]

NAICS code	Major group	Total number of establishments	Number of establishments by employment-size class			
			1,000 to 1,499	1,500 to 2,499	2,500 to 4,999	5,000 or more
	<b>Total</b> .....	<b>212</b>	<b>108</b>	<b>58</b>	<b>34</b>	<b>12</b>
<b>31-33</b>	<b>Manufacturing</b> .....	<b>40</b>	<b>19</b>	<b>14</b>	<b>6</b>	<b>1</b>
311	Food mfg .....	1	1	—	—	—
313	Textile mills .....	2	1	1	—	—
322	Paper mfg .....	1	1	—	—	—
325	Chemical mfg .....	2	—	2	—	—
327	Nonmetallic mineral product mfg .....	1	1	—	—	—
332	Fabricated metal product mfg .....	3	2	1	—	—
334	Computer & electronic product mfg .....	24	12	7	4	1
336	Transportation equipment mfg .....	2	—	—	2	—
339	Miscellaneous mfg .....	4	1	3	—	—
<b>42</b>	<b>Wholesale trade</b> .....	<b>5</b>	<b>4</b>	<b>1</b>	<b>—</b>	<b>—</b>
421	Wholesale trade, durable goods .....	2	2	—	—	—
422	Wholesale trade, nondurable goods .....	3	2	1	—	—
<b>44-45</b>	<b>Retail trade</b> .....	<b>1</b>	<b>—</b>	<b>—</b>	<b>1</b>	<b>—</b>
454	Nonstore retailers .....	1	—	—	1	—
<b>48-49</b>	<b>Transportation &amp; warehousing</b> .....	<b>6</b>	<b>2</b>	<b>2</b>	<b>1</b>	<b>1</b>
481	Air transportation .....	4	2	1	1	—
484	Truck transportation .....	1	—	1	—	—
492	Couriers & messengers .....	1	—	—	—	1
<b>51</b>	<b>Information</b> .....	<b>13</b>	<b>8</b>	<b>3</b>	<b>2</b>	<b>—</b>
511	Publishing industries .....	5	2	1	2	—
513	Broadcasting & telecommunications .....	6	5	1	—	—
514	Information & data processing services .....	2	1	1	—	—
<b>52</b>	<b>Finance &amp; insurance</b> .....	<b>31</b>	<b>13</b>	<b>9</b>	<b>7</b>	<b>2</b>
521	Monetary authorities - central bank .....	1	1	—	—	—
522	Credit intermediation & related activities .....	5	3	1	—	1
523	Security, commodity contracts & like activity .....	14	5	5	3	1
524	Insurance carriers & related activities .....	11	4	3	4	—
<b>54</b>	<b>Professional, scientific &amp; technical services</b> .....	<b>13</b>	<b>11</b>	<b>1</b>	<b>1</b>	<b>—</b>
541	Professional, scientific & technical services .....	13	11	1	1	—
<b>55</b>	<b>Management of companies &amp; enterprises</b> .....	<b>12</b>	<b>6</b>	<b>4</b>	<b>2</b>	<b>—</b>
551	Management of companies & enterprises .....	12	6	4	2	—
<b>56</b>	<b>Admin, support, waste mgt, remediation services</b> .....	<b>10</b>	<b>6</b>	<b>3</b>	<b>1</b>	<b>—</b>
561	Administrative & support services .....	10	6	3	1	—
<b>61</b>	<b>Educational services</b> .....	<b>28</b>	<b>11</b>	<b>9</b>	<b>4</b>	<b>4</b>
611	Educational services .....	28	11	9	4	4
<b>62</b>	<b>Health care and social assistance</b> .....	<b>52</b>	<b>27</b>	<b>12</b>	<b>9</b>	<b>4</b>
621	Ambulatory health care services .....	2	1	—	1	—
622	Hospitals .....	49	25	12	8	4
624	Social assistance .....	1	1	—	—	—
<b>72</b>	<b>Accommodation &amp; food services</b> .....	<b>1</b>	<b>1</b>	<b>—</b>	<b>—</b>	<b>—</b>
721	Accommodation .....	1	1	—	—	—

**Table 5. The State—Employees, Payroll, and Establishments by County: 1999 and 1998**

[Excludes most government employees, railroad employees, and self-employed persons. (D) denotes figures withheld to avoid disclosing data for individual companies; the data are included in broader industry totals. For explanation of terms, abbreviations, and data reliability/comparability, see introductory text]

County	1999				1998			
	Number of establishments	Number of employees for week including March 12	Payroll (\$1,000)		Number of establishments	Number of employees for week including March 12	Payroll (\$1,000)	
			First quarter	Annual			First quarter	Annual
<b>Total</b> .....	<b>173 267</b>	<b>2 971 052</b>	<b>27 096 704</b>	<b>115 269 583</b>	<b>167 929</b>	<b>2 924 913</b>	<b>25 045 381</b>	<b>105 871 311</b>
Barnstable .....	8 253	69 028	408 073	2 002 458	7 938	66 257	367 247	1 778 562
Berkshire .....	4 356	56 586	361 357	1 587 031	4 114	54 752	348 823	1 524 417
Bristol .....	12 977	198 280	1 233 068	5 409 430	12 399	195 504	1 200 762	5 146 779
Dukes .....	986	4 938	28 411	159 984	957	4 794	26 982	149 417
Essex .....	18 270	272 086	2 046 185	9 172 958	17 706	268 252	1 990 685	8 549 427
Franklin .....	1 754	22 871	131 095	589 069	1 625	21 865	126 139	552 980
Hampden .....	11 195	179 680	1 189 928	5 126 465	10 314	180 610	1 206 249	5 130 666
Hampshire .....	3 505	45 390	250 186	1 092 231	3 316	44 100	248 662	1 061 613
Middlesex .....	42 580	814 905	8 472 086	36 980 540	41 848	787 896	7 556 885	32 400 149
Nantucket .....	746	4 017	24 084	141 324	742	3 905	23 057	133 922
Norfolk .....	19 279	324 342	2 931 122	12 546 463	18 905	326 590	2 798 851	11 855 511
Plymouth .....	11 405	144 248	959 302	4 292 283	11 009	142 940	921 521	4 091 944
Suffolk .....	20 313	547 063	6 880 656	26 781 234	19 870	539 259	6 157 991	24 653 907
Worcester .....	17 622	287 137	2 174 765	9 363 877	17 171	287 961	2 068 941	8 832 104
<b>Statewide</b> .....	<b>26</b>	<b>481</b>	<b>6 386</b>	<b>24 236</b>	<b>15</b>	<b>228</b>	<b>2 586</b>	<b>9 913</b>

Note: Employment-size classes are indicated as follows: A—0 to 19; B—20 to 99; C—100 to 249; E—250 to 499; F—500 to 999; G—1,000 to 2,499; H—2,500 to 4,999; I—5,000 to 9,999; J—10,000 to 24,999; K—25,000 to 49,999; L—50,000 to 99,999; M—100,000 or more.

**Table 6. Counties—Employees, Payroll, and Establishments by Industry: 1999**

[Excludes most government employees, railroad employees, and self-employed persons. Size class 1 to 4 includes establishments with payroll, but no employees, during mid-March pay period. (D) denotes figures withheld to avoid disclosing data for individual companies; the data are included in broader industry totals. Detailed industries with 100 or more employees are shown if industry was not a (D). For explanation of terms, abbreviations, and data reliability/comparability, see introductory text]

NAICS code	Industry	Number of employees for week including March 12	Payroll (\$1,000)		Total number of establishments	Number of establishments by employment-size class								
			First quarter	Annual		1 to 4	5 to 9	10 to 19	20 to 49	50 to 99	100 to 249	250 to 499	500 to 999	1,000 or more
<b>BARNSTABLE</b>														
	<b>Total .....</b>	<b>69 028</b>	<b>408 073</b>	<b>2 002 458</b>	<b>8 253</b>	<b>5 161</b>	<b>1 541</b>	<b>868</b>	<b>481</b>	<b>122</b>	<b>63</b>	<b>13</b>	<b>3</b>	<b>1</b>
11	Forestry, fishing, hunting, and agriculture support .....	(B)	(D)	(D)	30	27	2	1	-	-	-	-	-	-
21	Mining .....	(B)	(D)	(D)	5	3	-	-	2	-	-	-	-	-
22	Utilities .....	473	8 225	33 185	5	1	-	1	-	1	2	-	-	-
221	Utilities .....	473	8 225	33 185	5	1	-	1	-	1	2	-	-	-
2211	Elec pwr generation, transmsn & distribution ...	(E)	(D)	(D)	2	-	-	-	1	1	-	-	-	-
22112	Electric pwr transmsn, control & distribution ..	(C)	(D)	(D)	1	-	-	-	-	1	-	-	-	-
2212	Natural gas distribution .....	(C)	(D)	(D)	2	1	-	-	-	-	1	-	-	-
22121	Natural gas distribution .....	(C)	(D)	(D)	2	1	-	-	-	-	1	-	-	-
23	Construction .....	4 640	30 881	158 541	879	619	154	70	26	7	2	1	-	-
233	Building, developing & general contracting .....	1 650	10 555	54 588	289	205	51	21	9	1	1	1	-	-
2331	Land subdivision & land development .....	319	1 202	6 489	12	9	-	1	1	-	-	1	-	-
23311	Land subdivision & land development .....	319	1 202	6 489	12	9	-	1	1	-	-	1	-	-
233110	Land subdivision & land development .....	319	1 202	6 489	12	9	-	1	1	-	-	1	-	-
2332	Residential building construction .....	1 093	7 678	39 067	257	184	47	18	8	-	-	-	-	-
23321	Single-family housing construction .....	1 081	7 617	38 668	251	179	46	18	8	-	-	-	-	-
233210	Single-family housing construction .....	1 081	7 617	38 668	251	179	46	18	8	-	-	-	-	-
2333	Nonresidential building construction .....	238	1 675	9 032	20	12	4	2	-	1	1	-	-	-
23332	Commercial & institutional bldg construction ..	233	1 641	8 846	17	9	4	2	-	1	1	-	-	-
233320	Commercial & institutional bldg construction ..	233	1 641	8 846	17	9	4	2	-	1	1	-	-	-
234	Heavy construction .....	408	3 152	15 865	36	15	10	5	5	1	-	-	-	-
2349	Other heavy construction .....	313	2 597	13 182	29	12	9	4	3	1	-	-	-	-
23491	Water, sewer & pipeline construction .....	(C)	(D)	(D)	9	2	4	2	-	1	-	-	-	-
23499	All other heavy construction .....	145	1 203	5 893	18	9	5	2	2	-	-	-	-	-
234990	All other heavy construction .....	145	1 203	5 893	18	9	5	2	2	-	-	-	-	-
235	Special trade contractors .....	2 582	17 174	88 088	554	399	93	44	12	5	1	-	-	-
2351	Plumbing, heating & AC contractor .....	598	4 358	22 211	128	89	23	11	4	1	-	-	-	-
23511	Plumbing, heating & AC contractor .....	598	4 358	22 211	128	89	23	11	4	1	-	-	-	-
235110	Plumbing, heating & AC contractor .....	598	4 358	22 211	128	89	23	11	4	1	-	-	-	-
2352	Painting & wall covering contractors .....	191	857	4 522	50	38	6	6	-	-	-	-	-	-
23521	Painting & wall covering contractors .....	191	857	4 522	50	38	6	6	-	-	-	-	-	-
235210	Painting & wall covering contractors .....	191	857	4 522	50	38	6	6	-	-	-	-	-	-
2353	Electrical contractors .....	348	2 274	10 749	89	66	13	9	1	-	-	-	-	-
23531	Electrical contractors .....	348	2 274	10 749	89	66	13	9	1	-	-	-	-	-
235310	Electrical contractors .....	348	2 274	10 749	89	66	13	9	1	-	-	-	-	-
2354	Masonry, drywall, insulation, tile contractors ..	298	2 391	11 801	47	38	4	1	3	-	1	-	-	-
23542	Drywall, acoustical & insulation contractors ...	228	2 066	9 935	13	7	2	-	3	-	1	-	-	-
235420	Drywall, acoustical & insulation contractors ...	228	2 066	9 935	13	7	2	-	3	-	1	-	-	-
2355	Carpentry & floor contractors .....	396	2 324	11 825	97	75	16	3	1	2	-	-	-	-
23551	Carpentry contractors .....	354	2 102	10 518	81	63	12	3	1	2	-	-	-	-
235510	Carpentry contractors .....	354	2 102	10 518	81	63	12	3	1	2	-	-	-	-
2357	Concrete contractors .....	239	1 479	9 829	38	23	8	6	-	1	-	-	-	-
23571	Concrete contractors .....	239	1 479	9 829	38	23	8	6	-	1	-	-	-	-
235710	Concrete contractors .....	239	1 479	9 829	38	23	8	6	-	1	-	-	-	-
2359	Other special trade contractors .....	403	2 877	14 112	83	54	19	7	2	1	-	-	-	-
23593	Excavation contractors .....	220	1 402	7 095	43	26	9	7	1	-	-	-	-	-
235930	Excavation contractors .....	220	1 402	7 095	43	26	9	7	1	-	-	-	-	-
31-33	<b>Manufacturing .....</b>	<b>3 008</b>	<b>38 761</b>	<b>181 842</b>	<b>223</b>	<b>136</b>	<b>35</b>	<b>24</b>	<b>16</b>	<b>5</b>	<b>5</b>	<b>2</b>	<b>-</b>	<b>-</b>
311	Food mfg .....	290	1 811	8 397	24	12	7	2	2	-	1	-	-	-
3118	Bakeries & tortilla mfg .....	105	381	1 638	14	6	5	1	2	-	-	-	-	-
31181	Bread & bakery product mfg .....	105	381	1 638	14	6	5	1	2	-	-	-	-	-
3119	Other food mfg .....	(C)	(D)	(D)	1	-	-	-	-	-	1	-	-	-
31191	Snack food mfg .....	(C)	(D)	(D)	1	-	-	-	-	-	1	-	-	-
323	Printing & related support activities .....	249	1 472	6 725	37	19	8	9	1	-	-	-	-	-
3231	Printing & related support activities .....	249	1 472	6 725	37	19	8	9	1	-	-	-	-	-
32311	Printing .....	(C)	(D)	(D)	33	16	8	8	1	-	-	-	-	-
323110	Commercial lithographic printing .....	133	934	3 905	14	5	3	5	1	-	-	-	-	-
326	Plastics & rubber products mfg .....	(E)	(D)	(D)	6	4	-	-	1	-	-	1	-	-
3261	Plastics product mfg .....	(E)	(D)	(D)	6	4	-	-	1	-	-	1	-	-
32615	Foam product (exc polystyrene) mfg .....	(E)	(D)	(D)	1	-	-	-	-	-	-	1	-	-
327	Nonmetallic mineral product mfg .....	197	1 325	7 035	17	7	1	4	5	-	-	-	-	-
3273	Cement & concrete product mfg .....	123	990	5 527	8	2	1	1	4	-	-	-	-	-
333	Machinery mfg .....	193	2 162	9 266	11	6	2	2	-	-	1	-	-	-
3339	Other general purpose machinery mfg .....	(C)	(D)	(D)	2	1	-	-	-	-	1	-	-	-
33399	All other general purpose machinery mfg ....	(C)	(D)	(D)	2	1	-	-	-	-	1	-	-	-
334	Computer & electronic product mfg .....	840	24 036	113 313	25	14	5	-	2	2	1	1	-	-
3342	Communications equipment mfg .....	(E)	(D)	(D)	2	1	-	-	-	-	-	1	-	-
33421	Telephone apparatus mfg .....	(E)	(D)	(D)	1	-	-	-	-	-	-	1	-	-
3345	Nav, measuring, medical, control instruments mfg .....	(E)	(D)	(D)	17	8	4	-	2	2	1	-	-	-
33451	Nav, measuring, medical, control instruments mfg .....	(E)	(D)	(D)	17	8	4	-	2	2	1	-	-	-
336	Transportation equipment mfg .....	(C)	(D)	(D)	10	7	-	1	1	-	1	-	-	-
3363	Motor vehicle parts mfg .....	(C)	(D)	(D)	1	-	-	-	-	-	1	-	-	-
33631	Motor vehicle gas engine & engine parts mfg ..	(C)	(D)	(D)	1	-	-	-	-	-	1	-	-	-

Note: Employment-size classes are indicated as follows: A—0 to 19; B—20 to 99; C—100 to 249; E—250 to 499; F—500 to 999; G—1,000 to 2,499; H—2,500 to 4,999; I—5,000 to 9,999; J—10,000 to 24,999; K—25,000 to 49,999; L—50,000 to 99,999; M—100,000 or more.

**Table 6. Counties—Employees, Payroll, and Establishments by Industry: 1999—Con.**

[Excludes most government employees, railroad employees, and self-employed persons. Size class 1 to 4 includes establishments with payroll, but no employees, during mid-March pay period. (D) denotes figures withheld to avoid disclosing data for individual companies; the data are included in broader industry totals. Detailed industries with 100 or more employees are shown if industry was not a (D). For explanation of terms, abbreviations, and data reliability/comparability, see introductory text]

NAICS code	Industry	Number of employees for week including March 12	Payroll (\$1,000)		Total number of establishments	Number of establishments by employment-size class								
			First quarter	Annual		1 to 4	5 to 9	10 to 19	20 to 49	50 to 99	100 to 249	250 to 499	500 to 999	1,000 or more
<b>BARNSTABLE—Con.</b>														
<b>31-33 Manufacturing—Con.</b>														
337	Furniture & related product mfg . . . . .	100	522	2 567	17	12	2	1	2	—	—	—	—	—
339	Miscellaneous mfg . . . . .	(E)	(D)	(D)	24	17	1	3	1	1	1	—	—	—
3391	Medical equipment & supplies mfg . . . . .	(C)	(D)	(D)	13	9	1	1	1	1	—	—	—	—
33911	Medical equipment & supplies mfg . . . . .	(C)	(D)	(D)	13	9	1	1	1	1	—	—	—	—
3399	Other miscellaneous mfg . . . . .	(C)	(D)	(D)	11	8	—	2	—	—	1	—	—	—
33999	All other misc mfg . . . . .	(C)	(D)	(D)	3	2	—	—	—	—	1	—	—	—
<b>42</b>	<b>Wholesale trade . . . . .</b>	<b>1 367</b>	<b>9 549</b>	<b>49 256</b>	<b>256</b>	<b>173</b>	<b>50</b>	<b>22</b>	<b>8</b>	<b>3</b>	—	—	—	—
421	Wholesale trade, durable goods . . . . .	725	5 177	26 282	130	83	28	15	2	2	—	—	—	—
422	Wholesale trade, nondurable goods . . . . .	642	4 372	22 974	126	90	22	7	6	1	—	—	—	—
4224	Grocery & related product whse . . . . .	427	2 714	14 922	59	39	11	3	5	1	—	—	—	—
42246	Fish & seafood whse . . . . .	161	869	5 158	29	20	6	1	2	—	—	—	—	—
422460	Fish & seafood whse . . . . .	161	869	5 158	29	20	6	1	2	—	—	—	—	—
42249	Other grocery & related products whse . . . . .	167	1 297	6 848	14	9	2	1	1	1	—	—	—	—
422490	Other grocery & related products whse . . . . .	167	1 297	6 848	14	9	2	1	1	1	—	—	—	—
<b>44-45</b>	<b>Retail trade . . . . .</b>	<b>13 909</b>	<b>63 245</b>	<b>313 848</b>	<b>1 631</b>	<b>910</b>	<b>390</b>	<b>181</b>	<b>108</b>	<b>24</b>	<b>18</b>	—	—	—
441	Motor vehicle & parts dealers . . . . .	1 545	10 563	55 330	106	35	23	20	24	4	—	—	—	—
4411	Automobile dealers . . . . .	936	7 173	37 864	42	15	—	5	18	4	—	—	—	—
44111	New car dealers . . . . .	925	7 112	37 446	33	6	—	5	18	4	—	—	—	—
441110	New car dealers . . . . .	925	7 112	37 446	33	6	—	5	18	4	—	—	—	—
4412	Other motor vehicle dealers . . . . .	288	1 743	9 944	31	9	11	9	2	—	—	—	—	—
44122	Motorcycle & boat & other MV dealers . . . . .	(E)	(D)	(D)	29	8	10	9	2	—	—	—	—	—
4413	Automotive parts, accessories & tire stores . . . . .	321	1 647	7 522	33	11	12	6	4	—	—	—	—	—
44131	Automotive parts, accessories & tire stores . . . . .	252	1 127	5 363	25	9	8	5	3	—	—	—	—	—
441310	Automotive parts, accessories & tire stores . . . . .	252	1 127	5 363	25	9	8	5	3	—	—	—	—	—
442	Furniture & home furnishing stores . . . . .	831	3 613	17 574	95	49	23	12	9	2	—	—	—	—
4421	Furniture stores . . . . .	236	1 117	5 594	34	18	8	5	3	—	—	—	—	—
44211	Furniture stores . . . . .	236	1 117	5 594	34	18	8	5	3	—	—	—	—	—
442110	Furniture stores . . . . .	236	1 117	5 594	34	18	8	5	3	—	—	—	—	—
4422	Home furnishings stores . . . . .	595	2 496	11 980	61	31	15	7	6	2	—	—	—	—
44229	Other home furnishings stores . . . . .	496	1 788	8 286	46	25	7	7	5	2	—	—	—	—
442299	All other home furnishings stores . . . . .	485	1 728	7 947	38	17	7	7	5	2	—	—	—	—
443	Electronics & appliance stores . . . . .	338	1 936	9 005	55	29	18	5	3	—	—	—	—	—
4431	Electronics & appliance stores . . . . .	338	1 936	9 005	55	29	18	5	3	—	—	—	—	—
44311	Appliance, TV & all other electronics stores . . . . .	213	1 320	5 874	34	19	10	2	3	—	—	—	—	—
443112	Radio, television & other electronics stores . . . . .	120	707	2 762	22	12	7	2	1	—	—	—	—	—
444	Bldg material & garden equip & supp dealers . . . . .	1 208	7 971	39 108	131	63	38	17	9	3	1	—	—	—
4441	Building material & supplies dealers . . . . .	1 084	7 367	34 843	102	42	35	12	9	3	1	—	—	—
44413	Hardware stores . . . . .	223	955	4 470	27	5	16	4	2	—	—	—	—	—
444130	Hardware stores . . . . .	223	955	4 470	27	5	16	4	2	—	—	—	—	—
44419	Other building material dealers . . . . .	725	5 618	26 805	55	26	12	7	6	3	1	—	—	—
444190	Other building material dealers . . . . .	725	5 618	26 805	55	26	12	7	6	3	1	—	—	—
4442	Lawn & garden equip & supplies stores . . . . .	124	604	4 265	29	21	3	5	—	—	—	—	—	—
445	Food & beverage stores . . . . .	3 949	15 389	76 317	259	128	63	35	13	7	13	—	—	—
4451	Grocery stores . . . . .	3 243	13 189	64 233	115	43	22	21	9	7	13	—	—	—
44511	Grocery (except convenience) stores . . . . .	2 765	11 744	56 990	57	18	6	8	6	6	13	—	—	—
445110	Grocery (except convenience) stores . . . . .	2 765	11 744	56 990	57	18	6	8	6	6	13	—	—	—
44512	Convenience stores . . . . .	478	1 445	7 243	58	25	16	13	3	1	—	—	—	—
445120	Convenience stores . . . . .	478	1 445	7 243	58	25	16	13	3	1	—	—	—	—
4452	Specialty food stores . . . . .	225	644	4 638	69	52	12	3	2	—	—	—	—	—
4453	Beer, wine & liquor stores . . . . .	481	1 556	7 446	75	33	29	11	2	—	—	—	—	—
44531	Beer, wine & liquor stores . . . . .	481	1 556	7 446	75	33	29	11	2	—	—	—	—	—
445310	Beer, wine & liquor stores . . . . .	481	1 556	7 446	75	33	29	11	2	—	—	—	—	—
446	Health & personal care stores . . . . .	946	4 746	20 464	94	39	20	13	22	—	—	—	—	—
4461	Health & personal care stores . . . . .	946	4 746	20 464	94	39	20	13	22	—	—	—	—	—
44611	Pharmacies & drug stores . . . . .	701	3 317	14 703	41	5	7	10	19	—	—	—	—	—
446110	Pharmacies & drug stores . . . . .	701	3 317	14 703	41	5	7	10	19	—	—	—	—	—
44619	Other health & personal care stores . . . . .	143	1 013	3 927	28	18	6	2	2	—	—	—	—	—
447	Gasoline stations . . . . .	712	2 524	11 948	125	59	45	17	4	—	—	—	—	—
4471	Gasoline stations . . . . .	712	2 524	11 948	125	59	45	17	4	—	—	—	—	—
44711	Gasoline stations with convenience stores . . . . .	254	930	4 484	48	23	20	4	1	—	—	—	—	—
447110	Gasoline stations with convenience stores . . . . .	254	930	4 484	48	23	20	4	1	—	—	—	—	—
44719	Other gasoline stations . . . . .	458	1 594	7 464	77	36	25	13	3	—	—	—	—	—
447190	Other gasoline stations . . . . .	458	1 594	7 464	77	36	25	13	3	—	—	—	—	—
448	Clothing & clothing accessories stores . . . . .	1 530	5 559	28 756	262	161	59	30	8	4	—	—	—	—
4481	Clothing stores . . . . .	1 201	4 218	21 183	178	107	35	24	8	4	—	—	—	—
44812	Women's clothing stores . . . . .	315	856	4 459	56	32	15	6	3	—	—	—	—	—
448120	Women's clothing stores . . . . .	315	856	4 459	56	32	15	6	3	—	—	—	—	—
44814	Family clothing stores . . . . .	608	2 322	11 964	62	32	10	12	5	3	—	—	—	—
448140	Family clothing stores . . . . .	608	2 322	11 964	62	32	10	12	5	3	—	—	—	—
44815	Clothing accessories stores . . . . .	101	564	2 026	11	7	2	1	—	1	—	—	—	—
448150	Clothing accessories stores . . . . .	101	564	2 026	11	7	2	1	—	1	—	—	—	—
4482	Shoe stores . . . . .	137	519	2 804	33	22	10	1	—	—	—	—	—	—
44821	Shoe stores . . . . .	137	519	2 804	33	22	10	1	—	—	—	—	—	—
448210	Shoe stores . . . . .	137	519	2 804	33	22	10	1	—	—	—	—	—	—
4483	Jewelry, luggage & leather goods stores . . . . .	192	822	4 769	51	32	14	5	—	—	—	—	—	—
44831	Jewelry stores . . . . .	168	754	4 325	46	29	13	4	—	—	—	—	—	—
448310	Jewelry stores . . . . .	168	754	4 325	46	29	13	4	—	—	—	—	—	—

Note: Employment-size classes are indicated as follows: A—0 to 19; B—20 to 99; C—100 to 249; E—250 to 499; F—500 to 999; G—1,000 to 2,499; H—2,500 to 4,999; I—5,000 to 9,999; J—10,000 to 24,999; K—25,000 to 49,999; L—50,000 to 99,999; M—100,000 or more.



**Table 6. Counties—Employees, Payroll, and Establishments by Industry: 1999—Con.**

[Excludes most government employees, railroad employees, and self-employed persons. Size class 1 to 4 includes establishments with payroll, but no employees, during mid-March pay period. (D) denotes figures withheld to avoid disclosing data for individual companies; the data are included in broader industry totals. Detailed industries with 100 or more employees are shown if industry was not a (D). For explanation of terms, abbreviations, and data reliability/comparability, see introductory text]

NAICS code	Industry	Number of employees for week including March 12	Payroll (\$1,000)		Total number of establishments	Number of establishments by employment-size class																					
			First quarter	Annual		1 to 4	5 to 9	10 to 19	20 to 49	50 to 99	100 to 249	250 to 499	500 to 999	1,000 or more													
<b>BARNSTABLE—Con.</b>																											
<b>44-45 Retail trade—Con.</b>																											
451	Sporting goods, hobby, book & music stores .....	607	1 913	10 210	140	95	32	7	6	—	—	—	—	—	—	—											
4511	Sporting goods, hobby, musical instrument stores .....	350	1 187	6 430	97	74	16	3	4	—	—	—	—	—	—	—											
45111	Sporting goods stores .....	186	634	3 737	60	47	11	—	2	—	—	—	—	—	—	—											
451110	Sporting goods stores .....	186	634	3 737	60	47	11	—	2	—	—	—	—	—	—	—											
45112	Hobby, toy & game stores .....	104	351	1 739	18	11	3	3	1	—	—	—	—	—	—	—											
451120	Hobby, toy & game stores .....	104	351	1 739	18	11	3	3	1	—	—	—	—	—	—	—											
4512	Book, periodical & music stores .....	257	726	3 780	43	21	16	4	2	—	—	—	—	—	—	—											
45121	Book stores & news dealers .....	196	536	2 900	31	18	7	4	2	—	—	—	—	—	—	—											
451211	Book stores .....	186	512	2 658	27	15	6	4	2	—	—	—	—	—	—	—											
452	General merchandise stores .....	953	3 484	17 469	30	16	4	—	4	2	4	—	—	—	—	—											
4521	Department stores .....	862	3 185	15 297	8	—	—	—	2	2	4	—	—	—	—	—											
45211	Department stores .....	862	3 185	15 297	8	—	—	—	2	2	4	—	—	—	—	—											
452110	Department stores .....	862	3 185	15 297	8	—	—	—	2	2	4	—	—	—	—	—											
453	Miscellaneous store retailers .....	879	2 784	16 053	278	210	49	15	3	1	—	—	—	—	—	—											
4531	Florists .....	111	324	1 684	34	25	8	—	1	—	—	—	—	—	—	—											
45311	Florists .....	111	324	1 684	34	25	8	—	1	—	—	—	—	—	—	—											
453110	Florists .....	111	324	1 684	34	25	8	—	1	—	—	—	—	—	—	—											
4532	Office supplies, stationery & gift stores .....	489	1 475	8 858	133	96	27	7	2	1	—	—	—	—	—	—											
45321	Office supplies & stationery stores .....	109	405	2 242	10	4	3	2	—	1	—	—	—	—	—	—											
453210	Office supplies & stationery stores .....	109	405	2 242	10	4	3	2	—	1	—	—	—	—	—	—											
45322	Gift, novelty & souvenir stores .....	380	1 070	6 616	123	92	24	5	2	—	—	—	—	—	—	—											
453220	Gift, novelty & souvenir stores .....	380	1 070	6 616	123	92	24	5	2	—	—	—	—	—	—	—											
4539	Other miscellaneous store retailers .....	200	771	4 335	73	56	10	7	—	—	—	—	—	—	—	—											
454	Nonstore retailers .....	411	2 763	11 614	56	26	16	10	3	1	—	—	—	—	—	—											
4543	Direct selling establishments .....	382	2 607	10 837	42	15	13	10	3	1	—	—	—	—	—	—											
45431	Fuel dealers .....	352	2 471	10 237	35	11	9	3	1	—	—	—	—	—	—	—											
454311	Heating oil dealers .....	229	1 639	6 680	25	8	8	6	3	—	—	—	—	—	—	—											
<b>48-49</b>	<b>Transportation &amp; warehousing .....</b>	<b>1 858</b>	<b>11 804</b>	<b>57 608</b>	<b>130</b>	<b>79</b>	<b>22</b>	<b>14</b>	<b>6</b>	<b>6</b>	<b>2</b>	<b>1</b>	—	—	—	—											
481	Air transportation .....	(C)	(D)	(D)	5	1	2	—	1	—	1	—	—	—	—	—											
4811	Scheduled air transportation .....	(C)	(D)	(D)	4	—	2	—	1	—	1	—	—	—	—	—											
48111	Scheduled air transportation .....	(C)	(D)	(D)	4	—	2	—	1	—	1	—	—	—	—	—											
483	Water transportation .....	(E)	(D)	(D)	5	2	2	—	—	—	—	—	1	—	—	—											
4831	Deep sea, coastal & Great Lakes water trans ..	(E)	(D)	(D)	3	—	2	—	—	—	—	—	1	—	—	—											
48311	Deep sea, coastal & Great Lakes water trans ..	(E)	(D)	(D)	3	—	2	—	—	—	—	—	1	—	—	—											
484	Truck transportation .....	177	757	4 228	43	33	4	5	1	—	—	—	—	—	—	—											
4842	Specialized freight trucking .....	138	596	3 166	31	23	3	4	1	—	—	—	—	—	—	—											
485	Transit & ground passenger transportation .....	532	1 824	7 938	31	14	4	5	4	4	—	—	—	—	—	—											
4852	Interurban & rural bus transportation .....	(C)	(D)	(D)	3	1	—	—	1	1	—	—	—	—	—	—											
48521	Interurban & rural bus transportation .....	(C)	(D)	(D)	3	1	—	—	1	1	—	—	—	—	—	—											
4854	School & employee bus transportation .....	370	1 151	4 566	12	2	1	3	3	3	—	—	—	—	—	—											
48541	School & employee bus transportation .....	370	1 151	4 566	12	2	1	3	3	3	—	—	—	—	—	—											
485410	School & employee bus transportation .....	370	1 151	4 566	12	2	1	3	3	3	—	—	—	—	—	—											
487	Scenic & sightseeing transportation .....	131	1 019	6 832	20	13	3	3	—	1	—	—	—	—	—	—											
4872	Scenic & sightseeing transportation, water .....	112	967	6 579	17	12	2	2	—	1	—	—	—	—	—	—											
48721	Scenic & sightseeing transportation, water .....	112	967	6 579	17	12	2	2	—	1	—	—	—	—	—	—											
487210	Scenic & sightseeing transportation, water ..	112	967	6 579	17	12	2	2	—	1	—	—	—	—	—	—											
492	Couriers & messengers .....	276	1 600	6 950	7	5	—	—	—	1	1	—	—	—	—	—											
4922	Local messengers & local delivery .....	(C)	(D)	(D)	4	3	—	—	—	—	1	—	—	—	—	—											
49221	Local messengers & local delivery .....	(C)	(D)	(D)	4	3	—	—	—	—	1	—	—	—	—	—											
<b>51</b>	<b>Information .....</b>	<b>1 982</b>	<b>17 124</b>	<b>78 019</b>	<b>135</b>	<b>70</b>	<b>20</b>	<b>27</b>	<b>10</b>	<b>6</b>	—	<b>2</b>	—	—	—	—											
511	Publishing industries .....	1 009	9 030	40 788	38	20	2	10	2	2	—	2	—	—	—	—											
5111	Newspaper, periodical, book, database publishers .....	(F)	(D)	(D)	33	17	2	9	2	2	—	1	—	—	—	—											
51111	Newspaper publishers .....	462	2 815	11 659	9	2	—	5	—	1	—	1	—	—	—	—											
511110	Newspaper publishers .....	462	2 815	11 659	9	2	—	5	—	1	—	1	—	—	—	—											
5112	Software publishers .....	(E)	(D)	(D)	5	3	—	1	—	—	—	—	1	—	—	—											
51121	Software publishers .....	(E)	(D)	(D)	5	3	—	1	—	—	—	—	1	—	—	—											
512	Motion picture & sound recording industries .....	174	738	3 753	25	11	7	6	1	—	—	—	—	—	—	—											
5121	Motion picture & video industries .....	160	675	3 402	22	9	6	6	1	—	—	—	—	—	—	—											
51213	Motion picture & video exhibition .....	135	358	1 829	13	3	3	6	1	—	—	—	—	—	—	—											
512131	Motion picture theaters (except drive-ins) ..	135	358	1 829	13	3	3	6	1	—	—	—	—	—	—	—											
513	Broadcasting & telecommunications .....	587	6 306	28 152	38	20	3	6	5	4	—	—	—	—	—	—											
5131	Radio & television broadcasting .....	(C)	(D)	(D)	10	2	2	4	1	1	—	—	—	—	—	—											
51311	Radio broadcasting .....	(C)	(D)	(D)	9	2	1	4	1	1	—	—	—	—	—	—											
5133	Telecommunications .....	(E)	(D)	(D)	27	17	1	2	4	3	—	—	—	—	—	—											
51331	Wired telecommunications carriers .....	(E)	(D)	(D)	22	14	1	1	3	3	—	—	—	—	—	—											
514	Information & data processing services .....	212	1 050	5 326	34	19	8	5	2	—	—	—	—	—	—	—											
5141	Information services .....	176	848	4 183	27	14	7	5	1	—	—	—	—	—	—	—											
51412	Libraries & archives .....	109	375	1 584	18	8	5	5	—	—	—	—	—	—	—	—											
514120	Libraries & archives .....	109	375	1 584	18	8	5	5	—	—	—	—	—	—	—	—											

Note: Employment-size classes are indicated as follows: A—0 to 19; B—20 to 99; C—100 to 249; E—250 to 499; F—500 to 999; G—1,000 to 2,499; H—2,500 to 4,999; I—5,000 to 9,999; J—10,000 to 24,999; K—25,000 to 49,999; L—50,000 to 99,999; M—100,000 or more.

**Table 6. Counties—Employees, Payroll, and Establishments by Industry: 1999—Con.**

[Excludes most government employees, railroad employees, and self-employed persons. Size class 1 to 4 includes establishments with payroll, but no employees, during mid-March pay period. (D) denotes figures withheld to avoid disclosing data for individual companies; the data are included in broader industry totals. Detailed industries with 100 or more employees are shown if industry was not a (D). For explanation of terms, abbreviations, and data reliability/comparability, see introductory text]

NAICS code	Industry	Number of employees for week including March 12	Payroll (\$1,000)		Total number of establishments	Number of establishments by employment-size class									
			First quarter	Annual		1 to 4	5 to 9	10 to 19	20 to 49	50 to 99	100 to 249	250 to 499	500 to 999	1,000 or more	
<b>BARNSTABLE—Con.</b>															
<b>52</b>	<b>Finance &amp; insurance</b>	<b>3 117</b>	<b>31 272</b>	<b>131 354</b>	<b>355</b>	<b>176</b>	<b>107</b>	<b>46</b>	<b>18</b>	<b>6</b>	<b>1</b>	<b>1</b>			
522	Credit intermediation & related activities	1 898	17 212	70 276	162	48	71	31	7	3	1	1			
5221	Depository credit intermediation	1 333	12 071	47 206	122	25	62	24	7	3	1	1			
52211	Commercial banking	681	6 395	25 844	69	15	42	8	2	1	1				
522110	Commercial banking	681	6 395	25 844	69	15	42	8	2	1	1				
52212	Savings institutions	619	5 519	20 754	49	9	19	14	5	2					
522120	Savings institutions	619	5 519	20 754	49	9	19	14	5	2					
5222	Nondepository credit intermediation	532	4 857	21 187	30	17	5	7				1			
52229	Other nondepository credit intermediation	(F)	(D)	(D)	27	14	5	7				1			
523	Security, commodity contracts & like activity	363	7 538	32 065	65	49	7	4	4	1					
5231	Scrtcy & comdty contracts intermed & brokerage	292	6 598	25 729	32	18	5	4	4	1					
52312	Securities brokerage	280	6 361	24 827	27	14	4	4	4	1					
523120	Securities brokerage	280	6 361	24 827	27	14	4	4	4	1					
524	Insurance carriers & related activities	(F)	(D)	(D)	127	79	29	11	7	1					
5241	Insurance carriers	(C)	(D)	(D)	10	4	1	3	1	1					
52411	Direct life, health, medical insurance carriers	(C)	(D)	(D)	5	2	1		1	1					
5242	Agencies & other insurance related activities	609	5 018	22 728	117	75	28	8	6						
52421	Insurance agencies & brokerages	576	4 699	21 182	110	70	27	7	6						
524210	Insurance agencies & brokerages	576	4 699	21 182	110	70	27	7	6						
<b>53</b>	<b>Real estate &amp; rental &amp; leasing</b>	<b>1 219</b>	<b>7 183</b>	<b>32 017</b>	<b>330</b>	<b>260</b>	<b>44</b>	<b>20</b>	<b>5</b>		<b>1</b>				
531	Real estate	902	6 042	25 739	262	220	26	11	4		1				
5311	Lessors of real estate	342	1 664	8 014	72	57	10	3	1		1				
53111	Lessors of residential buildings & dwellings	173	760	3 545	30	25	3	1			1				
531110	Lessors of residential buildings & dwellings	173	760	3 545	30	25	3	1			1				
5312	Offices of real estate agents & brokers	349	2 588	11 220	142	126	13	2	1						
53121	Offices of real estate agents & brokers	349	2 588	11 220	142	126	13	2	1						
531210	Offices of real estate agents & brokers	349	2 588	11 220	142	126	13	2	1						
5313	Activities related to real estate	211	1 790	6 505	48	37	3	6	2						
53131	Real estate property managers	117	574	2 695	24	17	3	3	1						
532	Rental & leasing services	317	1 141	6 278	68	40	18	9	1						
5322	Consumer goods rental	175	372	2 107	42	28	8	6							
53223	Video tape & disc rental	154	297	1 354	30	18	7	5							
532230	Video tape & disc rental	154	297	1 354	30	18	7	5							
<b>54</b>	<b>Professional, scientific &amp; technical services</b>	<b>3 618</b>	<b>30 599</b>	<b>142 634</b>	<b>683</b>	<b>519</b>	<b>100</b>	<b>46</b>	<b>16</b>			<b>1</b>	<b>1</b>		
541	Professional, scientific & technical services	3 618	30 599	142 634	683	519	100	46	16			1	1		
5411	Legal services	584	3 942	19 865	183	147	26	8	2						
54111	Offices of lawyers	(F)	(D)	(D)	177	141	26	8	2						
5412	Accounting, tax prep, bookkeep, payroll services	353	1 996	8 052	118	96	17	5							
54121	Accounting, tax prep, bookkeep, payroll services	353	1 996	8 052	118	96	17	5							
541211	Offices of certified public accountants	187	1 152	5 288	59	47	10	2							
5413	Architectural, engineering & related services	599	4 870	23 992	135	89	28	14	4						
54133	Engineering services	275	2 564	12 093	54	34	9	8	3						
541330	Engineering services	275	2 564	12 093	54	34	9	8	3						
5415	Computer systems design & related services	276	3 369	17 104	58	42	6	6	4						
54151	Computer systems design & related services	276	3 369	17 104	58	42	6	6	4						
541511	Custom computer programming services	147	2 082	10 864	25	17	3	2	3						
5416	Management, sci & tech consulting services	222	1 879	10 326	84	71	7	5	1						
54161	Management consulting services	133	1 075	6 223	58	50	5	2	1						
5417	Scientific R&D services	1 259	11 723	52 869	17	10	2	1	2			1	1		
54171	R&D in physical, engineering & life sciences	(G)	(D)	(D)	16	9	2	1	2			1	1		
5419	Oth professional, scientific, technical services	229	1 212	6 126	45	27	9	6	3						
54194	Veterinary services	179	970	4 785	21	6	7	6	2						
541940	Veterinary services	179	970	4 785	21	6	7	6	2						
<b>55</b>	<b>Management of companies &amp; enterprises</b>	<b>575</b>	<b>6 369</b>	<b>25 942</b>	<b>21</b>	<b>9</b>	<b>1</b>	<b>3</b>	<b>5</b>	<b>1</b>	<b>2</b>				
551	Management of companies & enterprises	575	6 369	25 942	21	9	1	3	5	1	2				
5511	Management of companies & enterprises	575	6 369	25 942	21	9	1	3	5	1	2				
55111	Management of companies & enterprises	575	6 369	25 942	21	9	1	3	5	1	2				
<b>56</b>	<b>Admin, support, waste mgt, remediation services</b>	<b>2 824</b>	<b>11 808</b>	<b>66 790</b>	<b>472</b>	<b>343</b>	<b>78</b>	<b>25</b>	<b>15</b>	<b>8</b>	<b>3</b>				
561	Administrative & support services	2 699	11 019	63 418	453	332	72	24	15	7	3				
5611	Office administrative services	303	2 080	9 052	26	15	5	2	1	3					
56111	Office administrative services	303	2 080	9 052	26	15	5	2	1	3					
561110	Office administrative services	303	2 080	9 052	26	15	5	2	1	3					
5613	Employment services	363	903	6 841	12	7			3		2				
56131	Employment placement agencies	(C)	(D)	(D)	4	3					1				
56132	Temporary help services	(C)	(D)	(D)	7	3			3		1				
5614	Business support services	288	863	3 766	31	18	4	6	2	1					
56142	Telephone call centers	186	454	2 069	11	2	3	4	1	1					
561422	Telemarketing bureaus	141	338	1 570	6	1	2	1	1	1					
5615	Travel arrangement & reservation services	233	1 039	4 510	48	33	12	1	1	1					
56151	Travel agencies	113	464	1 741	33	22	11								
561510	Travel agencies	113	464	1 741	33	22	11								
5617	Services to buildings & dwellings	1 022	4 223	30 959	292	231	42	12	6	1					
56172	Janitorial services	152	546	2 842	48	36	9	3							
561720	Janitorial services	152	546	2 842	48	36	9	3							
56173	Landscaping services	702	2 728	23 653	214	172	29	8	4	1					
561730	Landscaping services	702	2 728	23 653	214	172	29	8	4	1					

Note: Employment-size classes are indicated as follows: A—0 to 19; B—20 to 99; C—100 to 249; E—250 to 499; F—500 to 999; G—1,000 to 2,499; H—2,500 to 4,999; I—5,000 to 9,999; J—10,000 to 24,999; K—25,000 to 49,999; L—50,000 to 99,999; M—100,000 or more.

**Table 6. Counties—Employees, Payroll, and Establishments by Industry: 1999—Con.**

[Excludes most government employees, railroad employees, and self-employed persons. Size class 1 to 4 includes establishments with payroll, but no employees, during mid-March pay period. (D) denotes figures withheld to avoid disclosing data for individual companies; the data are included in broader industry totals. Detailed industries with 100 or more employees are shown if industry was not a (D). For explanation of terms, abbreviations, and data reliability/comparability, see introductory text]

NAICS code	Industry	Number of employees for week including March 12	Payroll (\$1,000)		Total number of establishments	Number of establishments by employment-size class									
			First quarter	Annual		1 to 4	5 to 9	10 to 19	20 to 49	50 to 99	100 to 249	250 to 499	500 to 999	1,000 or more	
<b>BARNSTABLE—Con.</b>															
<b>56</b>	<b>Admin, support, waste mgt, remediation services—Con.</b>														
561	Administrative & support services—Con.														
5619	Other support services .....	420	1 396	6 189	33	20	8	2	1	1	1	—	—	—	
56192	Convention & trade show organizers .....	113	556	2 700	7	5	—	—	1	1	—	—	—	—	
561920	Convention & trade show organizers .....	113	556	2 700	7	5	—	—	1	1	—	—	—	—	
56199	All other support services .....	291	806	3 075	23	14	6	2	—	—	1	—	—	—	
561990	All other support services .....	291	806	3 075	23	14	6	2	—	—	1	—	—	—	
562	Waste management & remediation services .....	125	789	3 372	19	11	6	1	—	1	—	—	—	—	
<b>61</b>	<b>Educational services .....</b>	<b>746</b>	<b>3 894</b>	<b>17 065</b>	<b>59</b>	<b>33</b>	<b>9</b>	<b>8</b>	<b>6</b>	<b>2</b>	<b>1</b>	<b>—</b>	<b>—</b>	<b>—</b>	
611	Educational services .....	746	3 894	17 065	59	33	9	8	6	2	1	—	—	—	
6111	Elementary & secondary schools .....	385	2 307	9 468	9	2	—	2	3	1	1	—	—	—	
61111	Elementary & secondary schools .....	385	2 307	9 468	9	2	—	2	3	1	1	—	—	—	
611110	Elementary & secondary schools .....	385	2 307	9 468	9	2	—	2	3	1	1	—	—	—	
6116	Other schools & instruction .....	281	1 139	5 702	31	18	6	3	3	1	—	—	—	—	
61169	All other schools & instruction .....	161	860	4 034	13	7	2	2	1	1	—	—	—	—	
611699	All other miscellaneous schools & instruction .....	132	792	3 658	8	4	1	1	1	1	—	—	—	—	
<b>62</b>	<b>Health care and social assistance .....</b>	<b>12 139</b>	<b>78 716</b>	<b>366 479</b>	<b>703</b>	<b>308</b>	<b>192</b>	<b>107</b>	<b>59</b>	<b>12</b>	<b>19</b>	<b>3</b>	<b>2</b>	<b>1</b>	
621	Ambulatory health care services .....	4 284	32 960	154 838	429	212	132	53	24	4	1	2	1	—	
6211	Offices of physicians .....	1 254	12 355	62 879	168	78	51	23	15	1	—	—	—	—	
62111	Offices of physicians .....	1 254	12 355	62 879	168	78	51	23	15	1	—	—	—	—	
621111	Offices of physicians (exc mental health) .....	1 237	12 275	62 498	161	72	50	23	15	1	—	—	—	—	
6212	Offices of dentists .....	679	4 629	21 565	124	55	52	17	—	—	—	—	—	—	
62121	Offices of dentists .....	679	4 629	21 565	124	55	52	17	—	—	—	—	—	—	
621210	Offices of dentists .....	679	4 629	21 565	124	55	52	17	—	—	—	—	—	—	
6213	Offices of other health practitioners .....	357	2 050	8 625	94	64	24	6	—	—	—	—	—	—	
62131	Offices of chiropractors .....	103	492	2 061	34	27	6	1	—	—	—	—	—	—	
621310	Offices of chiropractors .....	103	492	2 061	34	27	6	1	—	—	—	—	—	—	
6214	Outpatient care centers .....	235	1 420	7 045	16	4	2	5	5	—	—	—	—	—	
62142	Outpatient mental health, substance abuse ctrs .....	106	572	2 915	9	2	1	4	2	—	—	—	—	—	
621420	Outpatient mental health, substance abuse ctrs .....	106	572	2 915	9	2	1	4	2	—	—	—	—	—	
62149	Other outpatient care centers .....	(C)	(D)	(D)	6	1	1	1	3	—	—	—	—	—	
6215	Medical & diagnostic laboratories .....	(C)	(D)	(D)	11	7	1	—	2	1	—	—	—	—	
62151	Medical & diagnostic laboratories .....	(C)	(D)	(D)	11	7	1	—	2	1	—	—	—	—	
6216	Home health care services .....	1 522	10 592	45 559	12	4	—	1	2	1	1	2	1	—	
62161	Home health care services .....	1 522	10 592	45 559	12	4	—	1	2	1	1	2	1	—	
621610	Home health care services .....	1 522	10 592	45 559	12	4	—	1	2	1	1	2	1	—	
622	Hospitals .....	2 374	20 710	102 948	5	—	—	—	1	1	1	—	1	1	
6221	General medical & surgical hospitals .....	(G)	(D)	(D)	2	—	—	—	—	—	—	—	1	1	
62211	General medical & surgical hospitals .....	(G)	(D)	(D)	2	—	—	—	—	—	—	—	1	1	
6223	Other specialty hospitals .....	(E)	(D)	(D)	2	—	—	—	1	—	1	—	—	—	
62231	Other specialty hospitals .....	(E)	(D)	(D)	2	—	—	—	1	—	1	—	—	—	
623	Nursing & residential care facilities .....	3 729	18 225	78 704	90	9	17	25	18	5	15	1	—	—	
6231	Nursing care facilities .....	2 122	11 535	49 646	15	—	—	—	—	1	13	1	—	—	
62311	Nursing care facilities .....	2 122	11 535	49 646	15	—	—	—	—	1	13	1	—	—	
623110	Nursing care facilities .....	2 122	11 535	49 646	15	—	—	—	—	1	13	1	—	—	
6232	Residential mental retardation, health facil .....	488	2 088	8 965	46	7	17	17	5	—	—	—	—	—	
62321	Residential mental retardation facilities .....	313	1 313	5 668	32	4	12	14	2	—	—	—	—	—	
623210	Residential mental retardation facilities .....	313	1 313	5 668	32	4	12	14	2	—	—	—	—	—	
62322	Residential mental health, subst abuse facil .....	175	775	3 297	14	3	5	3	3	—	—	—	—	—	
623220	Residential mental health, subst abuse facil .....	175	775	3 297	14	3	5	3	3	—	—	—	—	—	
6233	Community care facilities for the elderly .....	518	2 153	9 410	15	2	—	4	6	2	1	—	—	—	
62331	Community care facilities for the elderly .....	518	2 153	9 410	15	2	—	4	6	2	1	—	—	—	
623311	Continuing care retirement communities .....	293	1 396	6 168	6	—	—	1	3	1	1	—	—	—	
623312	Homes for the elderly .....	225	757	3 242	9	2	—	3	3	1	—	—	—	—	
6239	Other residential care facilities .....	601	2 449	10 683	14	—	—	4	7	2	1	—	—	—	
62399	Other residential care facilities .....	601	2 449	10 683	14	—	—	4	7	2	1	—	—	—	
623990	Other residential care facilities .....	601	2 449	10 683	14	—	—	4	7	2	1	—	—	—	
624	Social assistance .....	1 752	6 821	29 989	179	87	43	29	16	2	2	—	—	—	
6241	Individual & family services .....	664	3 000	13 074	71	43	7	13	6	1	1	—	—	—	
62412	Services for elderly & disabled persons .....	301	1 226	5 373	32	21	3	5	2	—	1	—	—	—	
624120	Services for elderly & disabled persons .....	301	1 226	5 373	32	21	3	5	2	—	1	—	—	—	
62419	Other individual & family services .....	302	1 505	6 437	32	20	1	7	3	1	—	—	—	—	
624190	Other individual & family services .....	302	1 505	6 437	32	20	1	7	3	1	—	—	—	—	
6242	Community, emergency & other relief services .....	221	962	4 282	17	6	3	3	4	1	—	—	—	—	
62422	Community housing services .....	179	851	3 893	14	5	3	2	3	1	—	—	—	—	
624221	Temporary shelters .....	166	780	3 574	11	3	2	2	3	1	—	—	—	—	
6243	Vocational rehabilitation services .....	297	808	3 630	7	2	1	—	3	—	1	—	—	—	
62431	Vocational rehabilitation services .....	297	808	3 630	7	2	1	—	3	—	1	—	—	—	
624310	Vocational rehabilitation services .....	297	808	3 630	7	2	1	—	3	—	1	—	—	—	
6244	Child day care services .....	570	2 051	9 003	84	36	32	13	3	—	—	—	—	—	
62441	Child day care services .....	570	2 051	9 003	84	36	32	13	3	—	—	—	—	—	
624410	Child day care services .....	570	2 051	9 003	84	36	32	13	3	—	—	—	—	—	

Note: Employment-size classes are indicated as follows: A—0 to 19; B—20 to 99; C—100 to 249; E—250 to 499; F—500 to 999; G—1,000 to 2,499; H—2,500 to 4,999; I—5,000 to 9,999; J—10,000 to 24,999; K—25,000 to 49,999; L—50,000 to 99,999; M—100,000 or more.

**Table 6. Counties—Employees, Payroll, and Establishments by Industry: 1999—Con.**

[Excludes most government employees, railroad employees, and self-employed persons. Size class 1 to 4 includes establishments with payroll, but no employees, during mid-March pay period. (D) denotes figures withheld to avoid disclosing data for individual companies; the data are included in broader industry totals. Detailed industries with 100 or more employees are shown if industry was not a (D). For explanation of terms, abbreviations, and data reliability/comparability, see introductory text]

NAICS code	Industry	Number of employees for week including March 12	Payroll (\$1,000)		Total number of establishments	Number of establishments by employment-size class									
			First quarter	Annual		1 to 4	5 to 9	10 to 19	20 to 49	50 to 99	100 to 249	250 to 499	500 to 999	1,000 or more	
<b>BARNSTABLE—Con.</b>															
<b>71</b>	<b>Arts, entertainment &amp; recreation</b> .....	<b>1 626</b>	<b>7 343</b>	<b>42 768</b>	<b>203</b>	<b>128</b>	<b>30</b>	<b>21</b>	<b>20</b>	<b>3</b>	—	<b>1</b>	—	—	
712	Museums, historical sites & like institutions .....	123	600	2 690	23	15	3	3	2	—	—	—	—	—	
7121	Museums, historical sites & like institutions .....	123	600	2 690	23	15	3	3	2	—	—	—	—	—	
71211	Museums .....	115	560	2 490	17	10	2	3	2	—	—	—	—	—	
712110	Museums .....	115	560	2 490	17	10	2	3	2	—	—	—	—	—	
713	Amusement, gambling & recreation industries .....	1 410	6 209	35 636	148	86	24	17	17	3	—	1	—	—	
7139	Other amusement & recreation industries .....	1 408	6 200	35 044	140	78	24	17	17	3	—	1	—	—	
71391	Golf courses & country clubs .....	552	2 647	14 152	22	6	5	4	5	1	—	1	—	—	
713910	Golf courses & country clubs .....	552	2 647	14 152	22	6	5	4	5	1	—	1	—	—	
71393	Marinas .....	272	1 797	10 467	22	7	7	5	2	1	—	—	—	—	
713930	Marinas .....	272	1 797	10 467	22	7	7	5	2	1	—	—	—	—	
71394	Fitness & recreational sports centers .....	403	1 120	7 000	49	31	5	4	8	1	—	—	—	—	
713940	Fitness & recreational sports centers .....	403	1 120	7 000	49	31	5	4	8	1	—	—	—	—	
71399	All other amusement & recreation industries ..	149	508	2 868	41	31	6	2	2	—	—	—	—	—	
713990	All other amusement & recreation industries ..	149	508	2 868	41	31	6	2	2	—	—	—	—	—	
<b>72</b>	<b>Accommodation &amp; food services</b> .....	<b>11 898</b>	<b>34 293</b>	<b>221 822</b>	<b>1 137</b>	<b>637</b>	<b>137</b>	<b>177</b>	<b>142</b>	<b>37</b>	<b>6</b>	<b>1</b>	—	—	
721	Accommodation .....	2 955	9 863	65 942	341	252	36	24	15	9	4	1	—	—	
7211	Traveler accommodation .....	2 828	9 343	62 059	308	226	30	24	15	8	4	1	—	—	
72111	Hotels (exc casino hotels) & motels .....	2 588	8 680	57 208	228	157	20	24	15	7	4	1	—	—	
721110	Hotels (exc casino hotels) & motels .....	2 588	8 680	57 208	228	157	20	24	15	7	4	1	—	—	
72119	Other traveler accommodation .....	240	663	4 851	80	69	10	—	—	1	—	—	—	—	
721191	Bed & breakfast inns .....	228	589	4 258	69	59	9	—	—	1	—	—	—	—	
7212	RV parks & recreational camps .....	118	493	3 671	22	15	6	—	—	1	—	—	—	—	
72121	RV parks & recreational camps .....	118	493	3 671	22	15	6	—	—	1	—	—	—	—	
722	Food services & drinking places .....	8 943	24 430	155 880	796	385	101	153	127	28	2	—	—	—	
7221	Full-service restaurants .....	5 578	16 170	107 901	388	153	46	81	87	19	2	—	—	—	
72211	Full-service restaurants .....	5 578	16 170	107 901	388	153	46	81	87	19	2	—	—	—	
722110	Full-service restaurants .....	5 578	16 170	107 901	388	153	46	81	87	19	2	—	—	—	
7222	Limited-service eating places .....	2 815	6 622	38 081	327	181	41	64	33	8	—	—	—	—	
72221	Limited-service eating places .....	2 815	6 622	38 081	327	181	41	64	33	8	—	—	—	—	
722211	Limited-service restaurants .....	1 957	4 460	26 009	219	122	30	35	27	5	—	—	—	—	
7223	Special food services .....	243	644	3 807	32	23	2	2	5	—	—	—	—	—	
72231	Food service contractors .....	173	456	2 265	14	9	—	1	4	—	—	—	—	—	
722310	Food service contractors .....	173	456	2 265	14	9	—	1	4	—	—	—	—	—	
7224	Drinking places (alcoholic beverages) .....	307	994	6 091	49	28	12	6	2	1	—	—	—	—	
72241	Drinking places (alcoholic beverages) .....	307	994	6 091	49	28	12	6	2	1	—	—	—	—	
722410	Drinking places (alcoholic beverages) .....	307	994	6 091	49	28	12	6	2	1	—	—	—	—	
<b>81</b>	<b>Other services (except public administration)</b> .....	<b>3 495</b>	<b>15 391</b>	<b>72 399</b>	<b>724</b>	<b>479</b>	<b>153</b>	<b>71</b>	<b>19</b>	<b>1</b>	<b>1</b>	—	—	—	
811	Repair & maintenance .....	916	5 306	25 520	233	166	45	19	3	—	—	—	—	—	
8111	Automotive repair & maintenance .....	598	3 458	16 083	152	106	34	11	1	—	—	—	—	—	
81111	Automotive mechanical & electrical R&M .....	287	1 656	7 740	92	68	23	1	—	—	—	—	—	—	
811111	General automotive repair .....	227	1 259	5 855	79	62	1	—	—	—	—	—	—	—	
811112	Automotive body, paint, interior & glass repair .....	220	1 472	6 680	41	25	7	9	—	—	—	—	—	—	
811121	Automotive body, paint & interior R&M .....	184	1 141	5 178	31	17	6	8	—	—	—	—	—	—	
8114	Personal & household goods R&M .....	223	1 229	6 305	53	38	7	6	2	—	—	—	—	—	
81149	Other personal & household goods R&M .....	121	583	3 000	26	16	5	4	1	—	—	—	—	—	
811490	Other personal & household goods R&M .....	121	583	3 000	26	16	5	4	1	—	—	—	—	—	
812	Personal & laundry services .....	1 048	3 881	19 616	226	151	45	25	5	—	—	—	—	—	
8121	Personal care services .....	582	1 798	8 810	143	100	26	17	—	—	—	—	—	—	
81211	Hair, nail & skin care services .....	553	1 702	8 384	128	88	23	17	—	—	—	—	—	—	
812112	Beauty salons .....	536	1 628	8 040	118	79	22	17	—	—	—	—	—	—	
8123	Drycleaning & laundry services .....	296	1 096	5 822	41	20	13	5	3	—	—	—	—	—	
81232	Drycleaning & laundry services (exc coin-op) .	175	567	2 993	20	7	7	4	2	—	—	—	—	—	
812320	Drycleaning & laundry services (exc coin-op) .	175	567	2 993	20	7	7	4	2	—	—	—	—	—	
8129	Other personal services .....	(C)	(D)	(D)	32	25	4	2	1	—	—	—	—	—	
813	Religious, grantmaking, civic, prof & like organizations .....	1 531	6 204	27 263	265	162	63	27	11	1	1	—	—	—	
8131	Religious organizations .....	583	1 916	8 036	104	58	32	11	3	—	—	—	—	—	
81311	Religious organizations .....	583	1 916	8 036	104	58	32	11	3	—	—	—	—	—	
813110	Religious organizations .....	583	1 916	8 036	104	58	32	11	3	—	—	—	—	—	
8133	Social advocacy organizations .....	148	1 275	5 852	18	11	4	2	—	1	—	—	—	—	
81331	Social advocacy organizations .....	148	1 275	5 852	18	11	4	2	—	1	—	—	—	—	
813312	Environment & wildlife organizations .....	135	1 198	5 437	12	6	3	2	—	1	—	—	—	—	
8134	Civic & social organizations .....	254	647	2 730	36	20	13	1	1	—	1	—	—	—	
81341	Civic & social organizations .....	254	647	2 730	36	20	13	1	1	—	1	—	—	—	
813410	Civic & social organizations .....	254	647	2 730	36	20	13	1	1	—	1	—	—	—	
8139	Business, labor, political, like organizations .....	488	1 860	8 452	92	64	9	12	7	—	—	—	—	—	
81399	Oth similar organizations (exc business, prof, labor, pol) .....	322	1 237	6 034	63	48	4	5	6	—	—	—	—	—	
813990	Oth similar organizations (exc business, prof, labor, pol) .....	322	1 237	6 034	63	48	4	5	6	—	—	—	—	—	
<b>95</b>	<b>Auxiliaries (exc corporate, subsidiary &amp; regional mgt)</b> .....	<b>29</b>	<b>290</b>	<b>1 677</b>	<b>3</b>	<b>1</b>	—	<b>2</b>	—	—	—	—	—	—	
<b>99</b>	<b>Unclassified establishments</b> .....	<b>386</b>	<b>549</b>	<b>4 914</b>	<b>269</b>	<b>250</b>	<b>17</b>	<b>2</b>	—	—	—	—	—	—	

Note: Employment-size classes are indicated as follows: A—0 to 19; B—20 to 99; C—100 to 249; E—250 to 499; F—500 to 999; G—1,000 to 2,499; H—2,500 to 4,999; I—5,000 to 9,999; J—10,000 to 24,999; K—25,000 to 49,999; L—50,000 to 99,999; M—100,000 or more.

**Table 6. Counties—Employees, Payroll, and Establishments by Industry: 1999—Con.**

[Excludes most government employees, railroad employees, and self-employed persons. Size class 1 to 4 includes establishments with payroll, but no employees, during mid-March pay period. (D) denotes figures withheld to avoid disclosing data for individual companies; the data are included in broader industry totals. Detailed industries with 100 or more employees are shown if industry was not a (D). For explanation of terms, abbreviations, and data reliability/comparability, see introductory text]

NAICS code	Industry	Number of employees for week including March 12	Payroll (\$1,000)		Total number of establishments	Number of establishments by employment-size class								
			First quarter	Annual		1 to 4	5 to 9	10 to 19	20 to 49	50 to 99	100 to 249	250 to 499	500 to 999	1,000 or more
<b>BERKSHIRE</b>														
	<b>Total</b> .....	<b>56 586</b>	<b>361 357</b>	<b>1 587 031</b>	<b>4 356</b>	<b>2 394</b>	<b>917</b>	<b>542</b>	<b>304</b>	<b>109</b>	<b>68</b>	<b>16</b>	<b>3</b>	<b>3</b>
11	<b>Forestry, fishing, hunting, and agriculture support</b> .....	<b>17</b>	<b>100</b>	<b>459</b>	<b>10</b>	<b>9</b>	<b>1</b>	—	—	—	—	—	—	—
21	<b>Mining</b> .....	<b>110</b>	<b>859</b>	<b>3 905</b>	<b>8</b>	<b>2</b>	<b>3</b>	<b>1</b>	<b>2</b>	—	—	—	—	—
212	Mining (except oil & gas) .....	(C)	(D)	(D)	7	2	2	1	2	—	—	—	—	—
2123	Nonmetallic mineral mining & quarrying .....	(C)	(D)	(D)	7	2	2	1	2	—	—	—	—	—
22	<b>Utilities</b> .....	<b>290</b>	<b>3 574</b>	<b>14 771</b>	<b>8</b>	<b>4</b>	—	—	<b>2</b>	<b>1</b>	<b>1</b>	—	—	—
221	Utilities .....	290	3 574	14 771	8	4	—	—	2	1	1	—	—	—
2211	Elec pwr generation, transmsn & distribution ...	(C)	(D)	(D)	4	1	—	—	2	1	—	—	—	—
22112	Electric pwr transmsn, control & distribution ..	(C)	(D)	(D)	3	—	—	—	2	1	—	—	—	—
2212	Natural gas distribution .....	(C)	(D)	(D)	1	—	—	—	—	—	1	—	—	—
22121	Natural gas distribution .....	(C)	(D)	(D)	1	—	—	—	—	—	1	—	—	—
23	<b>Construction</b> .....	<b>2 184</b>	<b>13 980</b>	<b>81 568</b>	<b>460</b>	<b>328</b>	<b>77</b>	<b>38</b>	<b>14</b>	<b>2</b>	<b>1</b>	—	—	—
233	Building, developing & general contracting .....	670	3 294	21 000	133	94	24	10	4	—	1	—	—	—
2332	Residential building construction .....	(E)	(D)	(D)	105	79	20	4	2	—	—	—	—	—
23321	Single-family housing construction .....	345	1 647	8 572	102	76	20	4	2	—	—	—	—	—
233210	Single-family housing construction .....	345	1 647	8 572	102	76	20	4	2	—	—	—	—	—
2333	Nonresidential building construction .....	(E)	(D)	(D)	25	12	4	6	2	—	1	—	—	—
23332	Commercial & institutional bldg construction ..	263	966	5 280	20	11	2	5	1	—	1	—	—	—
233320	Commercial & institutional bldg construction ..	263	966	5 280	20	11	2	5	1	—	1	—	—	—
234	Heavy construction .....	206	1 814	13 379	18	11	2	3	—	2	—	—	—	—
2349	Other heavy construction .....	(C)	(D)	(D)	12	7	2	2	—	1	—	—	—	—
23499	All other heavy construction .....	126	1 274	7 654	9	5	1	2	—	1	—	—	—	—
234990	All other heavy construction .....	126	1 274	7 654	9	5	1	2	—	1	—	—	—	—
235	Special trade contractors .....	1 308	8 872	47 189	309	223	51	25	10	—	—	—	—	—
2351	Plumbing, heating & AC contractor .....	370	3 069	14 936	62	36	14	9	3	—	—	—	—	—
23511	Plumbing, heating & AC contractor .....	370	3 069	14 936	62	36	14	9	3	—	—	—	—	—
235110	Plumbing, heating & AC contractor .....	370	3 069	14 936	62	36	14	9	3	—	—	—	—	—
2353	Electrical contractors .....	275	1 949	9 571	52	33	10	6	3	—	—	—	—	—
23531	Electrical contractors .....	275	1 949	9 571	52	33	10	6	3	—	—	—	—	—
235310	Electrical contractors .....	275	1 949	9 571	52	33	10	6	3	—	—	—	—	—
2354	Masonry, drywall, insulation, tile contractors .....	103	538	3 541	29	24	2	2	1	—	—	—	—	—
2355	Carpentry & floor contractors .....	165	797	3 757	51	42	7	1	1	—	—	—	—	—
23551	Carpentry contractors .....	151	734	3 478	44	35	7	1	1	—	—	—	—	—
235510	Carpentry contractors .....	151	734	3 478	44	35	7	1	1	—	—	—	—	—
2359	Other special trade contractors .....	198	1 518	8 909	49	36	9	3	1	—	—	—	—	—
31-33	<b>Manufacturing</b> .....	<b>8 447</b>	<b>82 143</b>	<b>320 523</b>	<b>206</b>	<b>70</b>	<b>41</b>	<b>29</b>	<b>28</b>	<b>19</b>	<b>13</b>	<b>4</b>	<b>1</b>	<b>1</b>
311	Food mfg .....	(C)	(D)	(D)	16	6	5	4	1	—	—	—	—	—
3118	Bakeries & tortilla mfg .....	100	257	1 259	9	2	4	2	1	—	—	—	—	—
313	Textile mills .....	(C)	(D)	(D)	3	—	1	—	—	2	—	—	—	—
3132	Fabric mills .....	(C)	(D)	(D)	3	—	1	—	—	2	—	—	—	—
314	Textile product mills .....	(C)	(D)	(D)	5	2	—	—	2	—	1	—	—	—
3141	Textile furnishings mills .....	(C)	(D)	(D)	3	1	—	—	1	—	1	—	—	—
31412	Curtain & linen mills .....	(C)	(D)	(D)	3	1	—	—	1	—	1	—	—	—
321	Wood product mfg .....	(C)	(D)	(D)	12	4	2	3	3	—	—	—	—	—
3219	Other wood product mfg .....	(C)	(D)	(D)	11	4	2	2	3	—	—	—	—	—
322	Paper mfg .....	1 872	20 820	84 931	9	1	2	—	—	1	2	2	1	—
3221	Pulp, paper & paperboard mills .....	1 792	20 420	83 342	5	—	—	—	—	—	2	2	1	—
32212	Paper mills .....	1 792	20 420	83 342	5	—	—	—	—	—	2	2	1	—
322121	Paper (except newsprint) mills .....	1 792	20 420	83 342	5	—	—	—	—	—	2	2	1	—
323	Printing & related support activities .....	766	5 877	22 649	23	7	4	4	4	3	—	1	—	—
3231	Printing & related support activities .....	766	5 877	22 649	23	7	4	4	4	3	—	1	—	—
32311	Printing .....	(F)	(D)	(D)	21	7	4	3	3	3	—	1	—	—
323110	Commercial lithographic printing .....	205	1 737	6 309	13	5	2	2	2	2	—	—	—	—
324	Petroleum & coal products mfg .....	(C)	(D)	(D)	5	4	—	—	—	—	1	—	—	—
3241	Petroleum & coal products mfg .....	(C)	(D)	(D)	5	4	—	—	—	—	1	—	—	—
32412	Asphalt paving, roofing & saturated mat mfg ..	(C)	(D)	(D)	5	4	—	—	—	—	1	—	—	—
325	Chemical mfg .....	(C)	(D)	(D)	5	2	—	1	1	—	1	—	—	—
3251	Basic chemical mfg .....	(C)	(D)	(D)	2	—	—	—	1	—	1	—	—	—
32518	Other basic inorganic chemical mfg .....	(C)	(D)	(D)	2	—	—	—	1	—	1	—	—	—
326	Plastics & rubber products mfg .....	1 043	7 253	36 353	18	2	6	1	2	3	4	—	—	—
3261	Plastics product mfg .....	(F)	(D)	(D)	17	2	6	1	2	2	4	—	—	—
32611	Unsupported plastics film, sheet, & bag mfg ..	402	2 405	15 559	3	1	—	—	—	—	2	—	—	—
326113	Unsupported plastics film and sheet (except packaging) mfg .....	402	2 405	15 559	3	1	—	—	—	—	2	—	—	—
32619	Other plastics product mfg .....	458	3 279	13 880	11	1	5	1	—	2	2	—	—	—
326199	All other plastics product mfg .....	458	3 279	13 880	11	1	5	1	—	2	2	—	—	—
327	Nonmetallic mineral product mfg .....	(C)	(D)	(D)	17	7	5	2	2	—	1	—	—	—
3273	Cement & concrete product mfg .....	(C)	(D)	(D)	6	2	2	—	1	—	1	—	—	—
32739	Other concrete product mfg .....	(C)	(D)	(D)	2	1	—	—	—	—	1	—	—	—
331	Primary metal mfg .....	(C)	(D)	(D)	3	1	—	—	1	1	—	—	—	—

Note: Employment-size classes are indicated as follows: A—0 to 19; B—20 to 99; C—100 to 249; E—250 to 499; F—500 to 999; G—1,000 to 2,499; H—2,500 to 4,999; I—5,000 to 9,999; J—10,000 to 24,999; K—25,000 to 49,999; L—50,000 to 99,999; M—100,000 or more.

**Table 6. Counties—Employees, Payroll, and Establishments by Industry: 1999—Con.**

[Excludes most government employees, railroad employees, and self-employed persons. Size class 1 to 4 includes establishments with payroll, but no employees, during mid-March pay period. (D) denotes figures withheld to avoid disclosing data for individual companies; the data are included in broader industry totals. Detailed industries with 100 or more employees are shown if industry was not a (D). For explanation of terms, abbreviations, and data reliability/comparability, see introductory text]

NAICS code	Industry	Number of employees for week including March 12	Payroll (\$1,000)		Total number of establishments	Number of establishments by employment-size class									
			First quarter	Annual		1 to 4	5 to 9	10 to 19	20 to 49	50 to 99	100 to 249	250 to 499	500 to 999	1,000 or more	
<b>BERKSHIRE—Con.</b>															
<b>31-33 Manufacturing—Con.</b>															
332	Fabricated metal product mfg .....	540	3 427	15 619	26	8	5	3	7	3	-	-	-	-	
3327	Mach shops, turn prod, screw, nut, bolt mfg ....	210	1 441	6 710	14	3	4	2	5	-	-	-	-		
33271	Machine shops .....	(C)	(D)	(D)	13	3	4	1	5	-	-	-	-		
3328	Coating, engrave, heat treating & oth activity ...	201	1 107	4 577	4	-	1	-	1	2	-	-	-		
33281	Coating, engrave, heat treating & oth activity .	201	1 107	4 577	4	-	1	-	1	2	-	-	-		
333	Machinery mfg .....	1 269	14 755	42 329	18	3	3	3	1	5	2	1	-		
3332	Industrial machinery mfg .....	871	11 293	28 548	6	2	-	-	-	1	2	1	-		
33322	Plastics & rubber industry machinery mfg ....	(C)	(D)	(D)	1	-	-	-	-	1	1	-	-		
33329	Other industrial machinery mfg .....	(F)	(D)	(D)	5	2	-	-	-	1	1	1	-		
3335	Metalworking machinery mfg .....	(E)	(D)	(D)	11	1	2	3	1	4	-	-	-		
33351	Metalworking machinery mfg .....	(E)	(D)	(D)	11	1	2	3	1	4	-	-	-		
333511	Industrial mold mfg .....	283	2 546	11 114	7	-	1	2	1	3	-	-	-		
334	Computer & electronic product mfg .....	(G)	(D)	(D)	4	2	1	-	-	-	-	-	1		
3345	Nav, measuring, medical, control instruments mfg .....	(G)	(D)	(D)	3	2	-	-	-	-	-	-	1		
33451	Nav, measuring, medical, control instruments mfg .....	(G)	(D)	(D)	3	2	-	-	-	-	-	-	1		
335	Electrical equip, appliance & component mfg .....	(C)	(D)	(D)	7	1	2	2	1	-	1	-	-		
3359	Other electrical equipment & component mfg ...	(C)	(D)	(D)	3	1	-	-	1	-	1	-	-		
33599	All oth electrical equipment & component mfg .....	(C)	(D)	(D)	2	-	-	-	1	-	1	-	-		
339	Miscellaneous mfg .....	(C)	(D)	(D)	21	12	4	3	1	1	-	-	-		
3391	Medical equipment & supplies mfg .....	(C)	(D)	(D)	4	1	1	-	1	1	-	-	-		
33911	Medical equipment & supplies mfg .....	(C)	(D)	(D)	4	1	1	-	1	1	-	-	-		
<b>42</b>	<b>Wholesale trade .....</b>	<b>1 158</b>	<b>7 986</b>	<b>35 607</b>	<b>143</b>	<b>73</b>	<b>31</b>	<b>26</b>	<b>11</b>	<b>2</b>	-	-	-		
421	Wholesale trade, durable goods .....	591	4 547	20 615	86	48	19	14	4	1	-	-	-		
4218	Machinery, equipment & supplies whlse .....	200	2 029	8 436	24	16	4	2	1	1	-	-	-		
422	Wholesale trade, nondurable goods .....	567	3 439	14 992	57	25	12	12	7	1	-	-	-		
4224	Grocery & related product whlse .....	297	1 744	7 407	24	10	5	5	3	1	-	-	-		
42249	Other grocery & related products whlse .....	(C)	(D)	(D)	11	4	3	3	1	-	-	-	-		
4229	Miscellaneous nondurable goods whlse .....	106	566	2 748	11	5	2	2	2	-	-	-	-		
<b>44-45</b>	<b>Retail trade .....</b>	<b>8 797</b>	<b>35 719</b>	<b>170 622</b>	<b>806</b>	<b>390</b>	<b>235</b>	<b>110</b>	<b>42</b>	<b>13</b>	<b>14</b>	<b>2</b>	-		
441	Motor vehicle & parts dealers .....	885	5 556	25 332	82	38	19	11	11	3	-	-	-		
4411	Automobile dealers .....	610	4 125	18 800	38	19	3	4	9	3	-	-	-		
44111	New car dealers .....	541	3 729	16 764	17	1	2	2	9	3	-	-	-		
441110	New car dealers .....	541	3 729	16 764	17	1	2	2	9	3	-	-	-		
4413	Automotive parts, accessories & tire stores .....	212	1 115	4 845	35	15	13	6	1	-	-	-	-		
44131	Automotive parts, accessories & tire stores ...	160	807	3 505	26	10	11	4	1	-	-	-	-		
441310	Automotive parts, accessories & tire stores .	160	807	3 505	26	10	11	4	1	-	-	-	-		
442	Furniture & home furnishing stores .....	283	1 219	6 409	44	22	14	6	2	-	-	-	-		
4421	Furniture stores .....	125	681	3 462	13	6	2	3	2	-	-	-	-		
44211	Furniture stores .....	125	681	3 462	13	6	2	3	2	-	-	-	-		
442110	Furniture stores .....	125	681	3 462	13	6	2	3	2	-	-	-	-		
4422	Home furnishings stores .....	158	538	2 947	31	16	12	3	-	-	-	-	-		
443	Electronics & appliance stores .....	201	995	4 270	34	15	17	1	1	-	-	-	-		
4431	Electronics & appliance stores .....	201	995	4 270	34	15	17	1	1	-	-	-	-		
44311	Appliance, TV & all other electronics stores ..	146	742	3 208	22	8	12	1	1	-	-	-	-		
444	Bldg material & garden equip & supp dealers .....	524	2 928	13 829	72	34	23	9	5	1	-	-	-		
4441	Building material & supplies dealers .....	415	2 524	11 430	54	26	17	5	5	1	-	-	-		
44413	Hardware stores .....	118	537	2 424	13	7	4	1	-	1	-	-	-		
444130	Hardware stores .....	118	537	2 424	13	7	4	1	-	1	-	-	-		
44419	Other building material dealers .....	219	1 571	7 238	30	16	7	3	4	-	-	-	-		
444190	Other building material dealers .....	219	1 571	7 238	30	16	7	3	4	-	-	-	-		
4442	Lawn & garden equip & supplies stores .....	109	404	2 399	18	8	6	4	-	-	-	-	-		
445	Food & beverage stores .....	2 609	8 183	38 553	97	43	29	10	-	4	9	2	-		
4451	Grocery stores .....	2 201	6 884	31 525	43	13	14	3	-	3	8	2	-		
44511	Grocery (except convenience) stores .....	2 111	6 671	30 379	28	7	6	2	-	3	8	2	-		
445110	Grocery (except convenience) stores .....	2 111	6 671	30 379	28	7	6	2	-	3	8	2	-		
4452	Specialty food stores .....	230	762	4 485	19	11	5	1	-	1	1	-	-		
44523	Fruit & vegetable markets .....	115	455	2 802	4	2	1	-	-	1	-	-	-		
445230	Fruit & vegetable markets .....	115	455	2 802	4	2	1	-	-	1	-	-	-		
4453	Beer, wine & liquor stores .....	178	537	2 543	35	19	10	6	-	-	-	-	-		
44531	Beer, wine & liquor stores .....	178	537	2 543	35	19	10	6	-	-	-	-	-		
445310	Beer, wine & liquor stores .....	178	537	2 543	35	19	10	6	-	-	-	-	-		
446	Health & personal care stores .....	516	2 335	10 460	47	17	5	18	6	1	-	-	-		
4461	Health & personal care stores .....	516	2 335	10 460	47	17	5	18	6	1	-	-	-		
44611	Pharmacies & drug stores .....	412	2 018	9 168	27	3	2	16	5	1	-	-	-		
446110	Pharmacies & drug stores .....	412	2 018	9 168	27	3	2	16	5	1	-	-	-		
447	Gasoline stations .....	342	1 104	5 281	59	23	28	7	1	-	-	-	-		
4471	Gasoline stations .....	342	1 104	5 281	59	23	28	7	1	-	-	-	-		
44711	Gasoline stations with convenience stores ...	203	622	3 010	32	11	14	7	-	-	-	-	-		
447110	Gasoline stations with convenience stores .	203	622	3 010	32	11	14	7	-	-	-	-	-		
44719	Other gasoline stations .....	139	482	2 271	27	12	14	-	1	-	-	-	-		
447190	Other gasoline stations .....	139	482	2 271	27	12	14	-	1	-	-	-	-		

Note: Employment-size classes are indicated as follows: A—0 to 19; B—20 to 99; C—100 to 249; E—250 to 499; F—500 to 999; G—1,000 to 2,499; H—2,500 to 4,999; I—5,000 to 9,999; J—10,000 to 24,999; K—25,000 to 49,999; L—50,000 to 99,999; M—100,000 or more.

Table 6. Counties—Employees, Payroll, and Establishments by Industry: 1999—Con.

[Excludes most government employees, railroad employees, and self-employed persons. Size class 1 to 4 includes establishments with payroll, but no employees, during mid-March pay period. (D) denotes figures withheld to avoid disclosing data for individual companies; the data are included in broader industry totals. Detailed industries with 100 or more employees are shown if industry was not a (D). For explanation of terms, abbreviations, and data reliability/comparability, see introductory text]

NAICS code	Industry	Number of employees for week including March 12	Payroll (\$1,000)		Total number of establishments	Number of establishments by employment-size class									
			First quarter	Annual		1 to 4	5 to 9	10 to 19	20 to 49	50 to 99	100 to 249	250 to 499	500 to 999	1,000 or more	
<b>BERKSHIRE—Con.</b>															
<b>44-45 Retail trade—Con.</b>															
448	Clothing & clothing accessories stores . . . . .	864	2 687	12 094	125	60	42	19	3	1	—	—	—	—	
4481	Clothing stores . . . . .	661	2 036	9 210	82	35	26	17	3	1	—	—	—	—	
44812	Women's clothing stores . . . . .	187	695	3 363	33	17	10	6	—	—	—	—	—	—	
44814	Women's clothing stores . . . . .	187	695	3 363	33	17	10	6	—	—	—	—	—	—	
44814	Family clothing stores . . . . .	311	885	3 707	21	7	4	6	3	1	—	—	—	—	
44814	Family clothing stores . . . . .	311	885	3 707	21	7	4	6	3	1	—	—	—	—	
4482	Shoe stores . . . . .	129	385	1 780	25	13	11	1	—	—	—	—	—	—	
44821	Shoe stores . . . . .	129	385	1 780	25	13	11	1	—	—	—	—	—	—	
448210	Shoe stores . . . . .	129	385	1 780	25	13	11	1	—	—	—	—	—	—	
451	Sporting goods, hobby, book & music stores . . . . .	355	1 104	4 762	57	31	15	8	3	—	—	—	—	—	
4511	Sporting goods, hobby, musical instrument stores . . . . .	235	799	3 499	42	26	8	6	2	—	—	—	—	—	
4512	Book, periodical & music stores . . . . .	120	305	1 263	15	5	7	2	1	—	—	—	—	—	
452	General merchandise stores . . . . .	1 218	3 749	25 136	34	11	11	4	3	4	—	—	—	—	
4521	Department stores . . . . .	1 074	3 317	23 584	11	1	—	—	3	3	4	—	—	—	
45211	Department stores . . . . .	1 074	3 317	23 584	11	1	—	—	3	3	4	—	—	—	
452110	Department stores . . . . .	1 074	3 317	23 584	11	1	—	—	3	3	4	—	—	—	
4529	Other general merchandise stores . . . . .	144	432	1 552	23	10	11	1	1	—	—	—	—	—	
45299	All other general merchandise stores . . . . .	144	432	1 552	23	10	11	1	1	—	—	—	—	—	
452990	All other general merchandise stores . . . . .	144	432	1 552	23	10	11	1	1	—	—	—	—	—	
453	Miscellaneous store retailers . . . . .	414	1 326	6 163	102	72	18	10	2	—	—	—	—	—	
4532	Office supplies, stationery & gift stores . . . . .	168	519	2 183	40	28	10	1	1	—	—	—	—	—	
45322	Gift, novelty & souvenir stores . . . . .	111	264	1 181	35	26	9	—	—	—	—	—	—	—	
453220	Gift, novelty & souvenir stores . . . . .	111	264	1 181	35	26	9	—	—	—	—	—	—	—	
4533	Used merchandise stores . . . . .	106	363	1 661	25	18	2	5	—	—	—	—	—	—	
45331	Used merchandise stores . . . . .	106	363	1 661	25	18	2	5	—	—	—	—	—	—	
453310	Used merchandise stores . . . . .	106	363	1 661	25	18	2	5	—	—	—	—	—	—	
454	Nonstore retailers . . . . .	586	4 533	18 333	53	24	14	10	4	—	1	—	—	—	
4541	Electronic shopping & mail-order houses . . . . .	275	2 540	10 067	16	9	3	2	1	—	1	—	—	—	
45411	Electronic shopping & mail-order houses . . . . .	275	2 540	10 067	16	9	3	2	1	—	1	—	—	—	
454110	Electronic shopping & mail-order houses . . . . .	275	2 540	10 067	16	9	3	2	1	—	1	—	—	—	
4543	Direct selling establishments . . . . .	311	1 993	8 266	37	15	11	8	3	—	—	—	—	—	
45431	Fuel dealers . . . . .	258	1 736	7 006	27	10	7	8	2	—	—	—	—	—	
454311	Heating oil dealers . . . . .	233	1 562	6 217	22	7	6	7	2	—	—	—	—	—	
<b>48-49 Transportation &amp; warehousing . . . . . 827 3 269 15 164 59 24 14 10 10 1 1 1 1 1 1 1</b>															
484	Truck transportation . . . . .	196	997	5 441	24	9	9	4	2	—	—	—	—	—	
4842	Specialized freight trucking . . . . .	148	801	4 223	15	4	7	2	2	—	—	—	—	—	
485	Transit & ground passenger transportation . . . . .	497	1 442	6 075	21	7	4	3	6	—	1	—	—	—	
4854	School & employee bus transportation . . . . .	384	950	3 948	8	—	1	2	4	—	1	—	—	—	
48541	School & employee bus transportation . . . . .	384	950	3 948	8	—	1	2	4	—	1	—	—	—	
485410	School & employee bus transportation . . . . .	384	950	3 948	8	—	1	2	4	—	1	—	—	—	
<b>51 Information . . . . . 1 424 13 419 67 456 72 23 14 17 9 7 2 1 1 1 1</b>															
511	Publishing industries . . . . .	518	4 052	18 577	23	7	6	6	1	2	1	—	—	—	
5111	Newspaper, periodical, book, database publishers . . . . . (E) (D) (D) 18 6 3 5 1 2 1 — — —														
51111	Newspaper publishers . . . . . (E) (D) (D) 7 2 1 2 1 — 1 — — —														
512	Motion picture & sound recording industries . . . . .	128	364	1 197	12	3	3	3	3	—	—	—	—	—	
5121	Motion picture & video industries . . . . .	109	262	709	9	2	2	2	3	—	—	—	—	—	
513	Broadcasting & telecommunications . . . . .	491	3 949	17 096	24	7	4	5	5	2	1	—	—	—	
5131	Radio & television broadcasting . . . . .	114	581	2 439	6	1	—	3	2	—	—	—	—	—	
51311	Radio broadcasting . . . . .	114	581	2 439	6	1	—	3	2	—	—	—	—	—	
513112	Radio stations . . . . .	114	581	2 439	6	1	—	3	2	—	—	—	—	—	
5132	Cable networks & program distribution . . . . . (C) (D) (D) 8 3 1 1 2 1 — — —														
51322	Cable & other program distribution . . . . . (C) (D) (D) 5 — 1 1 2 1 — — —														
5133	Telecommunications . . . . . (E) (D) (D) 10 3 3 1 1 1 1 1 — —														
51331	Wired telecommunications carriers . . . . . (E) (D) (D) 9 2 3 1 1 1 1 1 — —														
514	Information & data processing services . . . . .	287	5 054	30 586	13	6	1	3	—	3	—	—	—	—	
5141	Information services . . . . . (C) (D) (D) 7 3 1 2 — 1 — — —														
5142	Data processing services . . . . . (C) (D) (D) 6 3 — 1 — 2 — — —														
51421	Data processing services . . . . . (C) (D) (D) 6 3 — 1 — 2 — — —														
<b>52 Finance &amp; insurance . . . . . 2 067 22 903 100 322 175 92 41 22 14 3 2 1 — —</b>															
522	Credit intermediation & related activities . . . . .	1 038	7 825	33 799	73	26	24	8	11	2	2	—	—	—	
5221	Depository credit intermediation . . . . .	1 029	7 695	33 393	69	22	24	8	11	2	2	—	—	—	
52211	Commercial banking . . . . .	192	1 489	6 004	23	8	9	4	2	—	—	—	—	—	
522110	Commercial banking . . . . .	192	1 489	6 004	23	8	9	4	2	—	—	—	—	—	
52212	Savings institutions . . . . .	668	5 149	22 656	28	3	11	3	8	1	2	—	—	—	
522120	Savings institutions . . . . .	668	5 149	22 656	28	3	11	3	8	1	2	—	—	—	
52213	Credit unions . . . . .	169	1 057	4 733	18	11	4	1	1	—	—	—	—	—	
522130	Credit unions . . . . .	169	1 057	4 733	18	11	4	1	1	—	—	—	—	—	
523	Security, commodity contracts & like activity . . . . . (C) (D) (D) 34 24 6 4 — — — —														
524	Insurance carriers & related activities . . . . .	880	12 979	57 326	66	41	10	10	3	1	—	1	—	—	
5241	Insurance carriers . . . . . (F) (D) (D) 5 2 — 1 — 1 — 1 —														
52411	Direct life, health, medical insurance carriers . . . . . (E) (D) (D) 3 2 — — — — — —														
5242	Agencies & other insurance related activities . . . . . (E) (D) (D) 61 39 10 9 3 — — —														
52421	Insurance agencies & brokerages . . . . . (E) (D) (D) 51 30 9 9 3 — — —														

Note: Employment-size classes are indicated as follows: A—0 to 19; B—20 to 99; C—100 to 249; E—250 to 499; F—500 to 999; G—1,000 to 2,499; H—2,500 to 4,999; I—5,000 to 9,999; J—10,000 to 24,999; K—25,000 to 49,999; L—50,000 to 99,999; M—100,000 or more.

**Table 6. Counties—Employees, Payroll, and Establishments by Industry: 1999—Con.**

[Excludes most government employees, railroad employees, and self-employed persons. Size class 1 to 4 includes establishments with payroll, but no employees, during mid-March pay period. (D) denotes figures withheld to avoid disclosing data for individual companies; the data are included in broader industry totals. Detailed industries with 100 or more employees are shown if industry was not a (D). For explanation of terms, abbreviations, and data reliability/comparability, see introductory text]

NAICS code	Industry	Number of employees for week including March 12	Payroll (\$1,000)		Total number of establishments	Number of establishments by employment-size class									
			First quarter	Annual		1 to 4	5 to 9	10 to 19	20 to 49	50 to 99	100 to 249	250 to 499	500 to 999	1,000 or more	
<b>BERKSHIRE—Con.</b>															
<b>53</b>	<b>Real estate &amp; rental &amp; leasing</b>	<b>481</b>	<b>1 982</b>	<b>9 385</b>	<b>116</b>	<b>86</b>	<b>22</b>	<b>5</b>	<b>2</b>	<b>1</b>	—	—	—	—	
531	Real estate	295	1 337	6 089	81	67	10	2	1	1	—	—	—	—	
5313	Activities related to real estate	159	723	3 127	22	14	5	1	1	1	—	—	—	—	
53131	Real estate property managers	116	478	2 055	16	11	3	1	—	1	—	—	—	—	
532	Rental & leasing services	186	645	3 296	35	19	12	3	1	—	—	—	—	—	
5322	Consumer goods rental	128	284	1 625	23	12	8	2	1	—	—	—	—	—	
<b>54</b>	<b>Professional, scientific &amp; technical services</b>	<b>2 077</b>	<b>19 804</b>	<b>88 355</b>	<b>308</b>	<b>207</b>	<b>53</b>	<b>32</b>	<b>9</b>	<b>5</b>	<b>1</b>	<b>1</b>	—	—	
541	Professional, scientific & technical services	2 077	19 804	88 355	308	207	53	32	9	5	1	1	—	—	
5411	Legal services	332	2 159	11 853	93	73	11	7	1	1	—	—	—	—	
54111	Offices of lawyers	332	2 159	11 853	93	73	11	7	1	1	—	—	—	—	
541110	Offices of lawyers	332	2 159	11 853	93	73	11	7	1	1	—	—	—	—	
5412	Accounting, tax prep, bookkeep, payroll services	192	1 237	5 640	44	26	15	3	—	—	—	—	—	—	
54121	Accounting, tax prep, bookkeep, payroll services	192	1 237	5 640	44	26	15	3	—	—	—	—	—	—	
541211	Offices of certified public accountants	142	1 042	5 052	27	13	11	3	—	—	—	—	—	—	
5413	Architectural, engineering & related services	479	4 621	20 120	63	32	16	10	3	2	—	—	—	—	
54133	Engineering services	334	3 740	15 826	26	8	6	7	3	2	—	—	—	—	
541330	Engineering services	334	3 740	15 826	26	8	6	7	3	2	—	—	—	—	
5415	Computer systems design & related services	104	1 013	5 278	20	17	1	—	1	1	—	—	—	—	
54151	Computer systems design & related services	104	1 013	5 278	20	17	1	—	1	1	—	—	—	—	
5416	Management, sci & tech consulting services	323	3 901	18 701	28	23	1	1	1	1	1	—	—	—	
54161	Management consulting services	212	2 822	13 997	21	19	—	1	—	—	1	—	—	—	
54169	Oth scientific & technical consulting services	100	1 032	4 499	4	2	—	—	1	1	—	—	—	—	
541690	Oth scientific & technical consulting services	100	1 032	4 499	4	2	—	—	1	1	—	—	—	—	
5419	Oth professional, scientific, technical services	425	4 791	18 240	23	12	4	5	1	—	—	1	—	—	
54191	Marketing research & public opinion polling	(E)	(D)	(D)	2	—	—	1	—	—	—	1	—	—	
54194	Veterinary services	(C)	(D)	(D)	13	5	3	4	1	—	—	—	—	—	
<b>55</b>	<b>Management of companies &amp; enterprises</b>	<b>1 671</b>	<b>30 367</b>	<b>117 011</b>	<b>16</b>	<b>6</b>	—	<b>2</b>	<b>3</b>	<b>1</b>	<b>3</b>	—	<b>1</b>	—	
551	Management of companies & enterprises	1 671	30 367	117 011	16	6	—	2	3	1	3	—	1	—	
5511	Management of companies & enterprises	1 671	30 367	117 011	16	6	—	2	3	1	3	—	1	—	
55111	Management of companies & enterprises	1 671	30 367	117 011	16	6	—	2	3	1	3	—	1	—	
551114	Corp, subsidiary & regional managing offices	1 650	30 145	116 057	12	3	—	1	3	1	3	—	1	—	
<b>56</b>	<b>Admin, support, waste mgt, remediation services</b>	<b>1 625</b>	<b>7 481</b>	<b>34 506</b>	<b>208</b>	<b>144</b>	<b>30</b>	<b>20</b>	<b>10</b>	—	<b>3</b>	<b>1</b>	—	—	
561	Administrative & support services	1 398	5 857	26 950	189	135	28	17	5	—	3	1	—	—	
5613	Employment services	591	1 781	7 274	9	4	1	—	1	—	2	1	—	—	
56132	Temporary help services	(F)	(D)	(D)	7	2	1	—	1	—	2	1	—	—	
5614	Business support services	194	703	3 244	8	5	—	1	1	—	1	—	—	—	
56142	Telephone call centers	(C)	(D)	(D)	2	—	—	—	1	—	1	—	—	—	
5617	Services to buildings & dwellings	360	1 158	7 755	121	97	12	10	2	—	—	—	—	—	
56172	Janitorial services	223	581	2 585	32	16	7	7	2	—	—	—	—	—	
561720	Janitorial services	223	581	2 585	32	16	7	7	2	—	—	—	—	—	
56173	Landscaping services	114	434	4 375	81	74	5	2	—	—	—	—	—	—	
561730	Landscaping services	114	434	4 375	81	74	5	2	—	—	—	—	—	—	
562	Waste management & remediation services	227	1 624	7 556	19	9	2	3	5	—	—	—	—	—	
5621	Waste collection	112	657	2 854	9	3	2	1	3	—	—	—	—	—	
56211	Waste collection	112	657	2 854	9	3	2	1	3	—	—	—	—	—	
<b>61</b>	<b>Educational services</b>	<b>3 464</b>	<b>19 800</b>	<b>84 954</b>	<b>61</b>	<b>22</b>	<b>13</b>	<b>5</b>	<b>8</b>	<b>8</b>	<b>4</b>	—	—	<b>1</b>	
611	Educational services	3 464	19 800	84 954	61	22	13	5	8	8	4	—	—	1	
6111	Elementary & secondary schools	1 260	7 892	33 145	25	3	4	2	6	6	4	—	—	—	
61111	Elementary & secondary schools	1 260	7 892	33 145	25	3	4	2	6	6	4	—	—	—	
611110	Elementary & secondary schools	1 260	7 892	33 145	25	3	4	2	6	6	4	—	—	—	
6113	Colleges, universities & professional schools	(G)	(D)	(D)	1	—	—	—	—	—	—	—	—	1	
61131	Colleges, universities & professional schools	(G)	(D)	(D)	1	—	—	—	—	—	—	—	—	1	
6116	Other schools & instruction	(E)	(D)	(D)	26	14	5	3	2	2	—	—	—	—	
61169	All other schools & instruction	224	1 902	8 240	13	6	2	1	2	2	—	—	—	—	
611699	All other miscellaneous schools & instruction	209	1 874	8 113	9	3	2	—	2	2	—	—	—	—	
<b>62</b>	<b>Health care and social assistance</b>	<b>10 060</b>	<b>64 003</b>	<b>280 406</b>	<b>449</b>	<b>167</b>	<b>123</b>	<b>75</b>	<b>34</b>	<b>30</b>	<b>15</b>	<b>4</b>	—	<b>1</b>	
621	Ambulatory health care services	2 502	18 547	88 475	268	125	83	31	20	8	1	—	—	—	
6211	Offices of physicians	1 140	10 627	53 739	118	55	33	16	11	2	1	—	—	—	
62111	Offices of physicians	1 140	10 627	53 739	118	55	33	16	11	2	1	—	—	—	
6212	Offices of dentists	369	2 540	12 235	71	31	34	5	1	—	—	—	—	—	
62121	Offices of dentists	369	2 540	12 235	71	31	34	5	1	—	—	—	—	—	
621210	Offices of dentists	369	2 540	12 235	71	31	34	5	1	—	—	—	—	—	
6213	Offices of other health practitioners	149	754	3 452	40	29	8	3	—	—	—	—	—	—	
6214	Outpatient care centers	347	2 521	10 234	20	5	5	6	2	2	—	—	—	—	
62142	Outpatient mental health, substance abuse ctrs	(C)	(D)	(D)	8	3	—	2	2	1	—	—	—	—	
62149	Other outpatient care centers	(C)	(D)	(D)	9	1	3	4	—	1	—	—	—	—	
621498	All other outpatient care centers	109	1 047	3 905	6	1	2	2	—	1	—	—	—	—	
6216	Home health care services	376	1 609	6 576	13	4	1	1	4	3	—	—	—	—	
62161	Home health care services	376	1 609	6 576	13	4	1	1	4	3	—	—	—	—	
621610	Home health care services	376	1 609	6 576	13	4	1	1	4	3	—	—	—	—	

Note: Employment-size classes are indicated as follows: A—0 to 19; B—20 to 99; C—100 to 249; E—250 to 499; F—500 to 2,499; G—1,000 to 2,499; H—2,500 to 4,999; I—5,000 to 9,999; J—10,000 to 24,999; K—25,000 to 49,999; L—50,000 to 99,999; M—100,000 or more.



**Table 6. Counties—Employees, Payroll, and Establishments by Industry: 1999—Con.**

[Excludes most government employees, railroad employees, and self-employed persons. Size class 1 to 4 includes establishments with payroll, but no employees, during mid-March pay period. (D) denotes figures withheld to avoid disclosing data for individual companies; the data are included in broader industry totals. Detailed industries with 100 or more employees are shown if industry was not a (D). For explanation of terms, abbreviations, and data reliability/comparability, see introductory text]

NAICS code	Industry	Number of employees for week including March 12	Payroll (\$1,000)		Total number of establishments	Number of establishments by employment-size class									
			First quarter	Annual		1 to 4	5 to 9	10 to 19	20 to 49	50 to 99	100 to 249	250 to 499	500 to 999	1,000 or more	
<b>BERKSHIRE—Con.</b>															
<b>62</b>	<b>Health care and social assistance—Con.</b>														
621	Ambulatory health care services—Con.														
6219	Other ambulatory health care services .....	121	496	2 239	6	1	2	—	2	1	—	—	—	—	
62191	Ambulance services .....	121	496	2 239	6	1	2	—	2	1	—	—	—	—	
621910	Ambulance services .....	121	496	2 239	6	1	2	—	2	1	—	—	—	—	
622	Hospitals .....	2 347	22 043	95 530	7	2	—	—	—	—	3	1	—	1	
6221	General medical & surgical hospitals .....	(G)	(D)	(D)	5	1	—	—	—	—	2	1	—	1	
62211	General medical & surgical hospitals .....	(G)	(D)	(D)	5	1	—	—	—	—	2	1	—	1	
6222	Psychiatric & substance abuse hospitals .....	(C)	(D)	(D)	1	—	—	—	—	—	1	—	—	—	
62221	Psychiatric & substance abuse hospitals .....	(C)	(D)	(D)	1	—	—	—	—	—	1	—	—	—	
623	Nursing & residential care facilities .....	3 769	17 809	72 189	88	10	25	19	8	13	10	3	—	—	
6231	Nursing care facilities .....	2 769	13 824	55 051	28	2	1	1	3	10	8	3	—	—	
62311	Nursing care facilities .....	2 769	13 824	55 051	28	2	1	1	3	10	8	3	—	—	
623110	Nursing care facilities .....	2 769	13 824	55 051	28	2	1	1	3	10	8	3	—	—	
6232	Residential mental retardation, health facil .....	612	2 473	10 623	45	6	21	12	4	1	1	—	—	—	
62321	Residential mental retardation facilities .....	392	1 639	6 940	28	4	14	7	2	—	1	—	—	—	
623210	Residential mental retardation facilities .....	392	1 639	6 940	28	4	14	7	2	—	1	—	—	—	
62322	Residential mental health, subst abuse facil ..	220	834	3 683	17	2	7	5	2	1	—	—	—	—	
623220	Residential mental health, subst abuse facil .....	220	834	3 683	17	2	7	5	2	1	—	—	—	—	
6233	Community care facilities for the elderly .....	(E)	(D)	(D)	10	1	—	5	1	2	1	—	—	—	
62331	Community care facilities for the elderly .....	(E)	(D)	(D)	10	1	—	5	1	2	1	—	—	—	
624	Social assistance .....	1 442	5 604	24 212	86	30	15	25	6	9	1	—	—	—	
6241	Individual & family services .....	762	3 236	13 892	37	10	9	8	4	5	1	—	—	—	
62412	Services for elderly & disabled persons .....	567	2 174	9 569	20	4	4	4	3	4	1	—	—	—	
624120	Services for elderly & disabled persons .....	567	2 174	9 569	20	4	4	4	3	4	1	—	—	—	
62419	Other individual & family services .....	124	596	2 484	12	6	2	3	—	1	—	—	—	—	
624190	Other individual & family services .....	124	596	2 484	12	6	2	3	—	1	—	—	—	—	
6243	Vocational rehabilitation services .....	213	695	3 240	8	2	—	3	1	2	—	—	—	—	
62431	Vocational rehabilitation services .....	213	695	3 240	8	2	—	3	1	2	—	—	—	—	
624310	Vocational rehabilitation services .....	213	695	3 240	8	2	—	3	1	2	—	—	—	—	
6244	Child day care services .....	390	1 366	5 794	32	13	6	11	—	2	—	—	—	—	
62441	Child day care services .....	390	1 366	5 794	32	13	6	11	—	2	—	—	—	—	
624410	Child day care services .....	390	1 366	5 794	32	13	6	11	—	2	—	—	—	—	
<b>71</b>	<b>Arts, entertainment &amp; recreation .....</b>														
711	Performing arts, spectator sports & related industries .....	177	1 097	6 600	28	17	7	1	3	—	—	—	—	—	
7111	Performing arts companies .....	101	601	3 620	12	5	5	1	1	—	—	—	—	—	
712	Museums, historical sites & like institutions .....	332	1 458	7 750	14	5	2	2	3	1	1	—	—	—	
7121	Museums, historical sites & like institutions .....	332	1 458	7 750	14	5	2	2	3	1	1	—	—	—	
71211	Museums .....	310	1 372	7 270	10	3	1	1	3	1	1	—	—	—	
712110	Museums .....	310	1 372	7 270	10	3	1	1	3	1	1	—	—	—	
713	Amusement, gambling & recreation industries .....	882	1 915	8 483	51	22	12	5	8	3	1	—	—	—	
7139	Other amusement & recreation industries .....	(F)	(D)	(D)	46	19	10	5	8	3	1	—	—	—	
71391	Golf courses & country clubs .....	189	553	4 439	14	4	4	3	3	—	—	—	—	—	
713910	Golf courses & country clubs .....	189	553	4 439	14	4	4	3	3	—	—	—	—	—	
71392	Skiing facilities .....	383	818	1 673	4	—	—	—	1	2	1	—	—	—	
713920	Skiing facilities .....	383	818	1 673	4	—	—	—	1	2	1	—	—	—	
71394	Fitness & recreational sports centers .....	202	311	1 464	11	4	3	—	3	1	—	—	—	—	
713940	Fitness & recreational sports centers .....	202	311	1 464	11	4	3	—	3	1	—	—	—	—	
<b>72</b>	<b>Accommodation &amp; food services .....</b>														
721	Accommodation .....	2 791	9 182	44 434	110	65	18	9	8	3	4	2	1	—	
7211	Traveler accommodation .....	1 989	5 610	28 334	87	52	12	7	7	3	4	2	—	—	
72111	Hotels (exc casino hotels) & motels .....	1 910	5 419	26 721	69	38	10	6	6	3	4	2	—	—	
721110	Hotels (exc casino hotels) & motels .....	1 910	5 419	26 721	69	38	10	6	6	3	4	2	—	—	
7212	RV parks & recreational camps .....	788	3 538	15 809	19	11	4	2	1	—	—	—	1	—	
72121	RV parks & recreational camps .....	788	3 538	15 809	19	11	4	2	1	—	—	—	1	—	
721214	Recreational, vacation camps (exc campgrounds) .....	782	3 512	15 635	14	7	3	2	1	—	—	—	1	—	
722	Food services & drinking places .....	4 680	9 642	45 637	398	151	75	93	71	8	—	—	—	—	
7221	Full-service restaurants .....	2 592	5 384	26 125	186	46	39	57	40	4	—	—	—	—	
72211	Full-service restaurants .....	2 592	5 384	26 125	186	46	39	57	40	4	—	—	—	—	
722110	Full-service restaurants .....	2 592	5 384	26 125	186	46	39	57	40	4	—	—	—	—	
7222	Limited-service eating places .....	1 682	3 267	15 028	137	51	25	30	28	3	—	—	—	—	
72221	Limited-service eating places .....	1 682	3 267	15 028	137	51	25	30	28	3	—	—	—	—	
722211	Limited-service restaurants .....	1 291	2 504	11 615	108	41	18	25	22	2	—	—	—	—	
722212	Cafeterias .....	134	255	888	7	2	1	2	1	1	—	—	—	—	
722213	Snack & nonalcoholic beverage bars .....	257	508	2 525	22	8	6	3	5	—	—	—	—	—	
7223	Special food services .....	210	537	2 388	21	13	3	1	3	1	—	—	—	—	
72231	Food service contractors .....	203	524	2 261	15	7	3	1	3	1	—	—	—	—	
722310	Food service contractors .....	203	524	2 261	15	7	3	1	3	1	—	—	—	—	
7224	Drinking places (alcoholic beverages) .....	196	454	2 096	54	41	8	5	—	—	—	—	—	—	
72241	Drinking places (alcoholic beverages) .....	196	454	2 096	54	41	8	5	—	—	—	—	—	—	
722410	Drinking places (alcoholic beverages) .....	196	454	2 096	54	41	8	5	—	—	—	—	—	—	

Note: Employment-size classes are indicated as follows: A—0 to 19; B—20 to 99; C—100 to 249; E—250 to 499; F—500 to 999; G—1,000 to 2,499; H—2,500 to 4,999; I—5,000 to 9,999; J—10,000 to 24,999; K—25,000 to 49,999; L—50,000 to 99,999; M—100,000 or more.

**Table 6. Counties—Employees, Payroll, and Establishments by Industry: 1999—Con.**

[Excludes most government employees, railroad employees, and self-employed persons. Size class 1 to 4 includes establishments with payroll, but no employees, during mid-March pay period. (D) denotes figures withheld to avoid disclosing data for individual companies; the data are included in broader industry totals. Detailed industries with 100 or more employees are shown if industry was not a (D). For explanation of terms, abbreviations, and data reliability/comparability, see introductory text]

NAICS code	Industry	Number of employees for week including March 12	Payroll (\$1,000)		Total number of establishments	Number of establishments by employment-size class									
			First quarter	Annual		1 to 4	5 to 9	10 to 19	20 to 49	50 to 99	100 to 249	250 to 499	500 to 999	1,000 or more	
<b>BERKSHIRE—Con.</b>															
<b>81</b>	<b>Other services (except public administration)</b>	<b>2 562</b>	<b>9 441</b>	<b>42 321</b>	<b>430</b>	<b>287</b>	<b>88</b>	<b>38</b>	<b>12</b>	<b>2</b>	<b>2</b>	<b>1</b>	—	—	
811	Repair & maintenance	434	2 144	9 274	119	86	25	7	1	—	—	—	—	—	
8111	Automotive repair & maintenance	347	1 731	7 437	98	71	22	5	—	—	—	—	—	—	
81111	Automotive mechanical & electrical R&M	(C)	(D)	(D)	63	52	8	3	—	—	—	—	—	—	
811111	General automotive repair	180	934	3 838	60	50	7	3	—	—	—	—	—	—	
81112	Automotive body, paint, interior & glass repair	129	624	2 822	29	15	14	—	—	—	—	—	—	—	
812	Personal & laundry services	716	2 497	12 028	132	92	21	15	2	1	1	—	—	—	
8121	Personal care services	299	777	3 502	71	51	10	8	2	—	—	—	—	—	
81211	Hair, nail & skin care services	281	751	3 418	64	45	9	8	2	—	—	—	—	—	
8123	Drycleaning & laundry services	277	1 030	4 990	23	14	3	4	—	1	1	—	—	—	
81233	Linen & uniform supply	(C)	(D)	(D)	2	—	—	—	—	1	1	—	—	—	
813	Religious, grantmaking, civic, prof & like organizations	1 412	4 800	21 019	179	109	42	16	9	1	1	1	—	—	
8131	Religious organizations	794	2 868	12 820	81	44	24	6	5	1	—	1	—	—	
81311	Religious organizations	794	2 868	12 820	81	44	24	6	5	1	—	1	—	—	
813110	Religious organizations	794	2 868	12 820	81	44	24	6	5	1	—	1	—	—	
8133	Social advocacy organizations	144	475	1 989	21	14	2	3	2	—	—	—	—	—	
81331	Social advocacy organizations	144	475	1 989	21	14	2	3	2	—	—	—	—	—	
8134	Civic & social organizations	319	684	2 976	32	16	9	4	2	—	1	—	—	—	
81341	Civic & social organizations	319	684	2 976	32	16	9	4	2	—	1	—	—	—	
813410	Civic & social organizations	319	684	2 976	32	16	9	4	2	—	1	—	—	—	
<b>95</b>	<b>Auxiliaries (exc corporate, subsidiary &amp; regional mgt)</b>	<b>74</b>	<b>664</b>	<b>2 856</b>	<b>6</b>	<b>2</b>	<b>2</b>	<b>1</b>	<b>1</b>	—	—	—	—	—	
<b>99</b>	<b>Unclassified establishments</b>	<b>389</b>	<b>569</b>	<b>3 936</b>	<b>214</b>	<b>198</b>	<b>15</b>	<b>1</b>	—	—	—	—	—	—	
<b>BRISTOL</b>															
	<b>Total</b>	<b>198 280</b>	<b>1 233 068</b>	<b>5 409 430</b>	<b>12 977</b>	<b>6 961</b>	<b>2 673</b>	<b>1 587</b>	<b>1 041</b>	<b>390</b>	<b>241</b>	<b>52</b>	<b>20</b>	<b>12</b>	
<b>11</b>	<b>Forestry, fishing, hunting, and agriculture support</b>	<b>347</b>	<b>920</b>	<b>6 023</b>	<b>143</b>	<b>121</b>	<b>17</b>	<b>3</b>	<b>2</b>	—	—	—	—	—	
114	Fishing, hunting & trapping	(E)	(D)	(D)	131	111	16	2	2	—	—	—	—	—	
1141	Fishing	313	810	5 475	130	110	16	2	2	—	—	—	—	—	
11411	Fishing	313	810	5 475	130	110	16	2	2	—	—	—	—	—	
114111	Finfish fishing	213	478	3 005	91	74	15	2	—	—	—	—	—	—	
114112	Shellfish fishing	100	332	2 470	39	36	1	—	2	—	—	—	—	—	
<b>21</b>	<b>Mining</b>	<b>59</b>	<b>413</b>	<b>3 229</b>	<b>10</b>	<b>5</b>	<b>3</b>	<b>1</b>	<b>1</b>	—	—	—	—	—	
<b>22</b>	<b>Utilities</b>	<b>969</b>	<b>13 135</b>	<b>55 037</b>	<b>22</b>	<b>7</b>	<b>1</b>	<b>5</b>	<b>3</b>	<b>3</b>	<b>3</b>	—	—	—	
221	Utilities	969	13 135	55 037	22	7	1	5	3	3	3	—	—	—	
2211	Elec pwr generation, transmsn & distribution	(F)	(D)	(D)	9	2	—	2	1	2	2	—	—	—	
22112	Electric pwr transmsn, control & distribution	491	7 549	31 650	6	2	—	—	1	1	2	—	—	—	
221122	Electric power distribution	491	7 549	31 650	6	2	—	—	1	1	2	—	—	—	
2212	Natural gas distribution	290	3 323	14 450	5	—	1	2	—	1	1	—	—	—	
22121	Natural gas distribution	290	3 323	14 450	5	—	1	2	—	1	1	—	—	—	
221210	Natural gas distribution	290	3 323	14 450	5	—	1	2	—	1	1	—	—	—	
<b>23</b>	<b>Construction</b>	<b>8 090</b>	<b>61 576</b>	<b>311 245</b>	<b>1 405</b>	<b>998</b>	<b>210</b>	<b>116</b>	<b>58</b>	<b>17</b>	<b>6</b>	—	—	—	
233	Building, developing & general contracting	1 800	14 185	68 460	407	318	55	22	6	4	2	—	—	—	
2332	Residential building construction	1 012	6 513	32 041	324	266	42	11	4	1	—	—	—	—	
23321	Single-family housing construction	914	5 818	28 600	306	253	40	10	2	1	—	—	—	—	
233210	Single-family housing construction	914	5 818	28 600	306	253	40	10	2	1	—	—	—	—	
2333	Nonresidential building construction	723	7 222	33 980	59	33	9	10	2	3	2	—	—	—	
23331	Mfg & industrial building construction	103	1 199	6 431	12	8	1	2	—	1	—	—	—	—	
233310	Mfg & industrial building construction	103	1 199	6 431	12	8	1	2	—	1	—	—	—	—	
23332	Commercial & institutional bldg construction	620	6 023	27 549	47	25	8	8	2	2	2	—	—	—	
233320	Commercial & institutional bldg construction	620	6 023	27 549	47	25	8	8	2	2	2	—	—	—	
234	Heavy construction	780	6 749	40 692	80	43	14	14	7	1	1	—	—	—	
2341	Highway, street, bridge & tunnel construction	348	3 044	16 820	32	21	3	5	1	1	1	—	—	—	
23411	Highway & street construction	(E)	(D)	(D)	31	21	3	4	1	1	1	—	—	—	
2349	Other heavy construction	432	3 705	23 872	48	22	11	9	6	—	—	—	—	—	
23491	Water, sewer & pipeline construction	207	1 875	14 939	14	2	3	5	4	—	—	—	—	—	
234910	Water, sewer & pipeline construction	207	1 875	14 939	14	2	3	5	4	—	—	—	—	—	
23499	All other heavy construction	210	1 703	8 363	29	16	7	4	2	—	—	—	—	—	
234990	All other heavy construction	210	1 703	8 363	29	16	7	4	2	—	—	—	—	—	
235	Special trade contractors	5 510	40 642	202 093	918	637	141	80	45	12	3	—	—	—	
2351	Plumbing, heating & AC contractor	857	6 232	29 554	173	119	31	15	7	1	—	—	—	—	
23511	Plumbing, heating & AC contractor	857	6 232	29 554	173	119	31	15	7	1	—	—	—	—	
235110	Plumbing, heating & AC contractor	857	6 232	29 554	173	119	31	15	7	1	—	—	—	—	
2352	Painting & wall covering contractors	145	571	3 905	54	42	10	2	—	—	—	—	—	—	
23521	Painting & wall covering contractors	145	571	3 905	54	42	10	2	—	—	—	—	—	—	
235210	Painting & wall covering contractors	145	571	3 905	54	42	10	2	—	—	—	—	—	—	
2353	Electrical contractors	929	7 024	31 942	143	91	27	15	8	2	—	—	—	—	
23531	Electrical contractors	929	7 024	31 942	143	91	27	15	8	2	—	—	—	—	
235310	Electrical contractors	929	7 024	31 942	143	91	27	15	8	2	—	—	—	—	
2354	Masonry, drywall, insulation, tile contractors	1 072	10 080	48 286	125	82	14	15	9	4	1	—	—	—	
23541	Masonry & stone contractors	301	2 833	15 341	54	42	5	4	1	2	—	—	—	—	
235410	Masonry & stone contractors	301	2 833	15 341	54	42	5	4	1	2	—	—	—	—	
23542	Drywall, acoustical & insulation contractors	760	7 202	32 672	63	33	8	11	8	2	1	—	—	—	
235420	Drywall, acoustical & insulation contractors	760	7 202	32 672	63	33	8	11	8	2	1	—	—	—	

Note: Employment-size classes are indicated as follows: A—0 to 19; B—20 to 99; C—100 to 249; E—250 to 499; F—500 to 999; G—1,000 to 2,499; H—2,500 to 4,999; I—5,000 to 9,999; J—10,000 to 24,999; K—25,000 to 49,999; L—50,000 to 99,999; M—100,000 or more.

**Table 6. Counties—Employees, Payroll, and Establishments by Industry: 1999—Con.**

[Excludes most government employees, railroad employees, and self-employed persons. Size class 1 to 4 includes establishments with payroll, but no employees, during mid-March pay period. (D) denotes figures withheld to avoid disclosing data for individual companies; the data are included in broader industry totals. Detailed industries with 100 or more employees are shown if industry was not a (D). For explanation of terms, abbreviations, and data reliability/comparability, see introductory text]

NAICS code	Industry	Number of employees for week including March 12	Payroll (\$1,000)		Total number of establishments	Number of establishments by employment-size class									
			First quarter	Annual		1 to 4	5 to 9	10 to 19	20 to 49	50 to 99	100 to 249	250 to 499	500 to 999	1,000 or more	
<b>BRISTOL—Con.</b>															
<b>23</b>	<b>Construction—Con.</b>														
235	Special trade contractors—Con.														
2355	Carpentry & floor contractors	638	3 892	19 151	154	121	23	6	2	2	—	—	—	—	
23551	Carpentry contractors	518	3 204	15 652	125	100	16	6	1	2	—	—	—	—	
235510	Carpentry contractors	518	3 204	15 652	125	100	16	6	1	2	—	—	—	—	
23552	Floor laying & other floor contractors	120	688	3 499	29	21	7	—	1	—	—	—	—	—	
235520	Floor laying & other floor contractors	120	688	3 499	29	21	7	—	1	—	—	—	—	—	
2356	Roofing, siding, & sheet metal contractors	350	2 123	11 846	46	30	5	4	6	1	—	—	—	—	
23561	Roofing, siding, & sheet metal contractors	350	2 123	11 846	46	30	5	4	6	1	—	—	—	—	
235610	Roofing, siding, & sheet metal contractors	350	2 123	11 846	46	30	5	4	6	1	—	—	—	—	
2357	Concrete contractors	436	2 295	14 586	71	46	12	7	6	—	—	—	—	—	
23571	Concrete contractors	436	2 295	14 586	71	46	12	7	6	—	—	—	—	—	
235710	Concrete contractors	436	2 295	14 586	71	46	12	7	6	—	—	—	—	—	
2359	Other special trade contractors	1 074	8 377	42 538	149	103	19	16	7	2	2	—	—	—	
23593	Excavation contractors	527	3 826	20 271	64	44	9	5	3	2	1	—	—	—	
235930	Excavation contractors	527	3 826	20 271	64	44	9	5	3	2	1	—	—	—	
23599	All other special trade contractors	446	3 471	16 602	66	47	8	6	4	—	1	—	—	—	
235990	All other special trade contractors	446	3 471	16 602	66	47	8	6	4	—	1	—	—	—	
<b>31-33</b>	<b>Manufacturing</b>														
<b>311</b>	<b>Food mfg</b>	<b>1 896</b>	<b>12 235</b>	<b>50 381</b>	<b>78</b>	<b>25</b>	<b>21</b>	<b>18</b>	<b>7</b>	<b>2</b>	<b>3</b>	<b>2</b>	<b>—</b>	<b>—</b>	
3113	Sugar & confectionery product mfg	(C)	(D)	(D)	2	—	—	—	1	—	1	—	—	—	
31132	Choc & confectionery mfg from cacao beans	(C)	(D)	(D)	1	—	—	—	—	—	1	—	—	—	
3114	Fruit & veg preserving & specialty food mfg	(C)	(D)	(D)	3	1	—	1	—	1	—	—	—	—	
3116	Animal slaughtering & processing	110	567	2 850	9	3	2	3	1	—	—	—	—	—	
31161	Animal slaughtering & processing	110	567	2 850	9	3	2	3	1	—	—	—	—	—	
3117	Seafood product preparation & packaging	429	2 749	12 612	14	1	7	3	1	—	2	—	—	—	
31171	Seafood product preparation & packaging	429	2 749	12 612	14	1	7	3	1	—	2	—	—	—	
3118	Bakeries & tortilla mfg	969	6 504	23 821	41	18	10	8	3	—	—	2	—	—	
31181	Bread & bakery product mfg	(F)	(D)	(D)	39	18	9	8	2	—	—	—	—	—	
311812	Commercial bakeries	784	6 026	21 802	13	4	1	5	1	—	—	2	—	—	
313	Textile mills	5 126	36 856	166 595	38	8	3	4	10	4	4	2	2	1	
3132	Fabric mills	3 331	23 076	103 498	17	3	2	2	4	3	1	—	1	1	
31321	Broadwoven fabric mills	(H)	(D)	(D)	5	—	—	1	1	1	—	—	1	1	
31322	Narrow fabric mills & schiffli mach embroidery	165	785	3 924	9	3	2	1	2	1	—	—	—	—	
313221	Narrow fabric mills	165	785	3 924	9	3	2	1	2	1	—	—	—	—	
31323	Nonwoven fabric mills	(C)	(D)	(D)	2	—	—	—	1	1	—	—	—	—	
31324	Knit fabric mills	(C)	(D)	(D)	1	—	—	—	—	—	—	—	—	—	
3133	Textile, fabric finishing, fabric coating mills	1 738	13 319	61 051	17	3	—	2	5	1	3	2	1	—	
31331	Textile & fabric finishing mills	(G)	(D)	(D)	16	3	—	2	4	1	3	2	1	—	
314	Textile product mills	1 237	5 807	23 377	32	7	8	5	6	3	2	1	—	—	
3141	Textile furnishings mills	788	3 400	13 723	12	2	2	1	4	1	1	1	—	—	
31412	Curtain & linen mills	788	3 400	13 723	12	2	2	1	4	1	1	1	—	—	
3149	Other textile product mills	449	2 407	9 654	20	5	6	4	2	2	1	—	—	—	
31499	All other textile product mills	429	2 309	9 201	13	—	4	4	2	2	1	—	—	—	
314991	Rope, cordage & twine mills	171	1 248	4 832	4	—	2	1	—	—	1	—	—	—	
314999	All other miscellaneous textile product mills	258	1 061	4 369	9	—	2	3	2	2	—	—	—	—	
315	Apparel manufacturing	3 730	16 026	72 283	62	12	9	5	15	11	7	2	1	—	
3152	Cut & sew apparel mfg	3 598	15 593	70 486	54	7	9	5	13	10	7	2	1	—	
31521	Cut & sew apparel contractors	1 103	3 612	17 930	33	6	6	5	6	8	2	—	—	—	
31522	Men's, boys' cut & sew apparel mfg	2 209	11 063	48 253	10	—	—	—	1	1	5	2	1	—	
315222	Men's, boys' cut & sew suit, coat, overcoat mfg	1 793	9 161	39 713	6	—	—	—	—	—	3	2	1	—	
31523	Women's, girls' cut & sew apparel mfg	(E)	(D)	(D)	10	1	3	—	5	1	—	—	—	—	
316	Leather & allied product mfg	468	2 527	10 777	8	1	—	—	2	4	1	—	—	—	
3169	Other leather & allied product mfg	468	2 527	10 777	8	1	—	—	2	4	1	—	—	—	
31699	Other leather & allied product mfg	468	2 527	10 777	8	1	—	—	2	4	1	—	—	—	
316992	Women's handbag & purse mfg	292	1 838	8 321	3	—	—	—	—	2	1	—	—	—	
321	Wood product mfg	310	1 725	8 646	19	5	6	6	1	—	1	—	—	—	
3219	Other wood product mfg	207	1 168	5 944	11	3	4	3	—	—	1	—	—	—	
32192	Wood container & pallet mfg	(C)	(D)	(D)	4	1	2	—	—	—	1	—	—	—	
322	Paper mfg	1 126	9 127	40 192	15	2	—	2	4	3	3	1	—	—	
3222	Converted paper product mfg	1 126	9 127	40 192	15	2	—	2	4	3	3	1	—	—	
32221	Paperboard container mfg	916	7 263	31 937	10	2	—	1	1	2	3	1	—	—	
32222	Paper bag & coated & treated paper mfg	(C)	(D)	(D)	3	—	—	—	2	1	—	—	—	—	
323	Printing & related support activities	1 672	12 703	54 870	74	29	15	10	11	7	1	1	—	—	
3231	Printing & related support activities	1 672	12 703	54 870	74	29	15	10	11	7	1	1	—	—	
32311	Printing	1 539	11 585	50 302	66	26	13	8	11	6	1	1	—	—	
323110	Commercial lithographic printing	679	5 451	24 604	30	12	4	5	6	2	1	—	—	—	
323113	Commercial screen printing	160	718	3 084	7	1	3	1	—	2	—	—	—	—	
32312	Printing support activities	133	1 118	4 568	8	3	2	2	—	1	—	—	—	—	
324	Petroleum & coal products mfg	132	1 707	6 932	5	2	1	—	1	1	—	—	—	—	
3241	Petroleum & coal products mfg	132	1 707	6 932	5	2	1	—	1	1	—	—	—	—	
32419	Other petroleum & coal products mfg	(C)	(D)	(D)	2	—	—	—	1	1	—	—	—	—	
325	Chemical mfg	1 706	17 271	74 261	23	6	3	5	4	2	1	—	2	—	
3252	Resin, syn rubber, artf & syn fibers, fil mfg	(F)	(D)	(D)	1	—	—	—	—	—	—	—	1	—	
32522	Artificial & synthetic fibers, filaments mfg	(F)	(D)	(D)	1	—	—	—	—	—	—	—	1	—	
3255	Paint, coating & adhesive mfg	104	807	3 570	5	2	1	1	—	1	—	—	—	—	
3259	Other chemical product & preparation mfg	848	8 745	39 062	8	1	—	3	2	—	1	—	1	—	
32599	All other chemical product & preparation mfg	(F)	(D)	(D)	7	1	—	3	2	—	1	—	1	—	

Note: Employment-size classes are indicated as follows: A—0 to 19; B—20 to 99; C—100 to 249; E—250 to 499; F—500 to 999; G—1,000 to 2,499; H—2,500 to 4,999; I—5,000 to 9,999; J—10,000 to 24,999; K—25,000 to 49,999; L—50,000 to 99,999; M—100,000 or more.

**Table 6. Counties—Employees, Payroll, and Establishments by Industry: 1999—Con.**

[Excludes most government employees, railroad employees, and self-employed persons. Size class 1 to 4 includes establishments with payroll, but no employees, during mid-March pay period. (D) denotes figures withheld to avoid disclosing data for individual companies; the data are included in broader industry totals. Detailed industries with 100 or more employees are shown if industry was not a (D). For explanation of terms, abbreviations, and data reliability/comparability, see introductory text]

NAICS code	Industry	Number of employees for week including March 12	Payroll (\$1,000)		Total number of establishments	Number of establishments by employment-size class									
			First quarter	Annual		1 to 4	5 to 9	10 to 19	20 to 49	50 to 99	100 to 249	250 to 499	500 to 999	1,000 or more	
<b>BRISTOL—Con.</b>															
<b>31-33 Manufacturing—Con.</b>															
326	Plastics & rubber products mfg	2 037	13 116	61 247	42	7	8	11	9	4	2	—	1	—	
3261	Plastics product mfg	659	4 277	20 657	30	6	4	8	9	2	1	—	—	—	
32611	Unsupported plastics film, sheet, & bag mfg	(C)	(D)	(D)	5	1	1	—	2	—	1	—	—	—	
32619	Other plastics product mfg	434	2 606	11 812	20	3	1	7	7	2	—	—	—	—	
326199	All other plastics product mfg	434	2 606	11 812	20	3	1	7	7	2	—	—	—	—	
3262	Rubber product mfg	1 378	8 839	40 590	12	1	4	3	—	2	1	—	1	—	
32629	Other rubber product mfg	1 378	8 839	40 590	12	1	4	3	—	2	1	—	1	—	
327	Nonmetallic mineral product mfg	631	4 827	22 387	27	6	4	6	7	4	—	—	—	—	
3271	Clay product & refractory mfg	127	907	4 416	7	2	—	2	3	—	—	—	—	—	
32711	Pottery, ceramics & plumbing fixture mfg	(C)	(D)	(D)	5	1	—	1	3	—	—	—	—	—	
3272	Glass & glass product mfg	107	770	3 456	4	—	3	—	—	1	—	—	—	—	
32721	Glass & glass product mfg	107	770	3 456	4	—	3	—	—	1	—	—	—	—	
3273	Cement & concrete product mfg	263	2 291	10 997	10	1	1	3	3	2	—	—	—	—	
32732	Ready-mix concrete mfg	157	1 242	6 327	5	—	—	1	3	1	—	—	—	—	
327320	Ready-mix concrete mfg	157	1 242	6 327	5	—	—	1	3	1	—	—	—	—	
32739	Other concrete product mfg	(C)	(D)	(D)	4	1	—	2	—	1	—	—	—	—	
3279	Other nonmetallic mineral product mfg	134	859	3 518	6	3	—	1	1	1	—	—	—	—	
331	Primary metal mfg	1 657	16 295	68 553	24	4	1	4	5	6	2	2	—	—	
3312	Steel product mfg from purchased steel	(E)	(D)	(D)	2	—	—	—	1	—	—	1	—	—	
33122	Rolling & drawing of purchased steel	(E)	(D)	(D)	2	—	—	—	1	—	—	1	—	—	
3314	Nonferrous (exc alum) production & processing	1 021	9 768	41 276	10	1	—	—	2	5	1	—	—	—	
33142	Copper rolling, drawing, extruding & alloying	(C)	(D)	(D)	2	—	—	—	—	2	—	—	—	—	
33149	Other nonferrous roll, draw, extruding, alloying	(F)	(D)	(D)	7	—	—	—	2	3	1	1	—	—	
3315	Foundries	276	2 021	10 081	10	2	1	4	2	—	1	—	—	—	
33151	Ferrous metal foundries	196	1 508	7 630	4	1	—	2	—	1	—	—	—	—	
331511	Iron foundries	196	1 508	7 630	4	1	—	2	—	1	—	—	—	—	
332	Fabricated metal product mfg	3 021	24 045	102 377	141	40	26	30	28	13	4	—	—	—	
3321	Forging & stamping	572	4 951	21 143	16	3	2	4	3	3	1	—	—	—	
33211	Forging & stamping	572	4 951	21 143	16	3	2	4	3	3	1	—	—	—	
3322	Cutlery & handtool mfg	148	1 501	5 658	11	2	1	5	3	—	—	—	—	—	
33221	Cutlery & handtool mfg	148	1 501	5 658	11	2	1	5	3	—	—	—	—	—	
3323	Architectural & structural metals mfg	337	2 791	11 231	22	6	7	3	5	1	—	—	—	—	
33232	Ornamental & architectural metal prod mfg	261	1 938	8 492	16	5	4	2	4	1	—	—	—	—	
332322	Sheet metal work mfg	142	1 057	4 833	9	1	3	2	3	—	—	—	—	—	
3325	Hardware mfg	293	2 767	10 489	5	1	—	—	2	1	1	—	—	—	
33251	Hardware mfg	293	2 767	10 489	5	1	—	—	2	1	1	—	—	—	
332510	Hardware mfg	293	2 767	10 489	5	1	—	—	2	1	1	—	—	—	
3326	Spring & wire product mfg	(C)	(D)	(D)	10	2	2	5	—	1	—	—	—	—	
33261	Spring & wire product mfg	(C)	(D)	(D)	10	2	2	5	—	1	—	—	—	—	
3327	Mach shops, turn prod, screw, nut, bolt mfg	685	5 831	25 700	48	18	12	7	7	4	—	—	—	—	
33271	Machine shops	504	4 133	18 161	41	17	10	6	5	3	—	—	—	—	
332710	Machine shops	504	4 133	18 161	41	17	10	6	5	3	—	—	—	—	
33272	Turned product & screw, nut & bolt mfg	181	1 698	7 539	7	1	2	1	2	1	—	—	—	—	
3328	Coating, engrave, heat treating & oth activity	453	3 239	14 521	18	4	2	3	7	1	1	—	—	—	
33281	Coating, engrave, heat treating & oth activity	453	3 239	14 521	18	4	2	3	7	1	1	—	—	—	
332813	Electroplating, polish, anodize, coloring	394	2 819	12 262	12	2	—	2	6	1	1	—	—	—	
3329	Other fabricated metal product mfg	372	2 093	9 551	9	3	—	2	1	2	1	—	—	—	
33291	Metal valve mfg	(C)	(D)	(D)	2	—	—	1	—	—	1	—	—	—	
33299	All other fabricated metal product mfg	(C)	(D)	(D)	7	3	—	1	1	2	—	—	—	—	
332999	All other misc fabricated metal product mfg	121	700	3 281	4	1	—	1	1	1	—	—	—	—	
333	Machinery mfg	2 101	19 378	84 592	72	20	20	11	11	5	3	2	—	—	
3332	Industrial machinery mfg	664	7 616	33 657	11	5	2	1	—	1	1	1	—	—	
33322	Plastics & rubber industry machinery mfg	(C)	(D)	(D)	1	—	—	—	—	—	1	—	—	—	
33329	Other industrial machinery mfg	(E)	(D)	(D)	10	5	2	1	—	1	—	1	—	—	
3333	Commercial & service industry machinery mfg	695	6 075	26 297	13	2	4	—	2	3	1	1	—	—	
33331	Commercial & service industry machinery mfg	695	6 075	26 297	13	2	4	—	2	3	1	1	—	—	
3334	HVAC & commercial refrigeration equipment mfg	140	1 243	5 189	5	1	1	1	1	1	—	—	—	—	
33341	HVAC & commercial refrigeration equipment mfg	140	1 243	5 189	5	1	1	1	1	1	—	—	—	—	
3335	Metalworking machinery mfg	303	2 312	10 137	27	9	7	6	5	—	—	—	—	—	
33351	Metalworking machinery mfg	303	2 312	10 137	27	9	7	6	5	—	—	—	—	—	
333515	Cutting tool & machine tool accessory mfg	130	1 084	4 726	7	1	1	2	3	—	—	—	—	—	
3336	Engine, turbine & power transmsn equip mfg	(C)	(D)	(D)	2	1	—	—	—	—	1	—	—	—	
33361	Engine, turbine & power transmsn equip mfg	(C)	(D)	(D)	2	1	—	—	—	—	1	—	—	—	
3339	Other general purpose machinery mfg	143	1 039	4 568	11	1	5	3	2	—	—	—	—	—	
334	Computer & electronic product mfg	4 960	51 738	222 187	50	9	12	4	11	7	4	1	—	2	
3342	Communications equipment mfg	(G)	(D)	(D)	1	—	—	—	—	—	—	—	—	1	
33422	Radio, TV broadcast & wireless comm equip mfg	(G)	(D)	(D)	1	—	—	—	—	—	—	—	—	1	
3344	Semiconductor & oth electronic component mfg	3 276	38 709	168 684	30	4	3	2	8	7	4	1	—	1	
33441	Semiconductor & oth electronic component mfg	3 276	38 709	168 684	30	4	3	2	8	7	4	1	—	1	
334418	Printed circuit assembly (electronic assembly) mfg	2 008	29 188	128 067	7	—	—	—	4	1	—	1	—	1	
334419	Other electronic component mfg	555	3 287	14 391	9	1	1	1	3	1	2	—	—	—	

Note: Employment-size classes are indicated as follows: A—0 to 19; B—20 to 99; C—100 to 249; E—250 to 499; F—500 to 999; G—1,000 to 2,499; H—2,500 to 4,999; I—5,000 to 9,999; J—10,000 to 24,999; K—25,000 to 49,999; L—50,000 to 99,999; M—100,000 or more.

**Table 6. Counties—Employees, Payroll, and Establishments by Industry: 1999—Con.**

[Excludes most government employees, railroad employees, and self-employed persons. Size class 1 to 4 includes establishments with payroll, but no employees, during mid-March pay period. (D) denotes figures withheld to avoid disclosing data for individual companies; the data are included in broader industry totals. Detailed industries with 100 or more employees are shown if industry was not a (D). For explanation of terms, abbreviations, and data reliability/comparability, see introductory text]

NAICS code	Industry	Number of employees for week including March 12	Payroll (\$1,000)		Total number of establishments	Number of establishments by employment-size class									
			First quarter	Annual		1 to 4	5 to 9	10 to 19	20 to 49	50 to 99	100 to 249	250 to 499	500 to 999	1,000 or more	
<b>BRISTOL—Con.</b>															
<b>31-33 Manufacturing—Con.</b>															
334	Computer & electronic product mfg—Con.														
3345	Nav, measuring, medical, control instruments mfg	(C)	(D)	(D)	13	4	5	2	2	—	—	—	—	—	
33451	Nav, measuring, medical, control instruments mfg	(C)	(D)	(D)	13	4	5	2	2	—	—	—	—	—	
335	Electrical equip, appliance & component mfg	2 708	21 818	89 655	24	6	2	1	3	5	4	1	2	—	
3351	Electric lighting equipment mfg	1 006	6 297	27 309	11	2	2	1	1	2	2	1	—	—	
33512	Lighting fixture mfg	(F)	(D)	(D)	9	1	1	1	1	2	2	1	—	—	
335122	Commercial electric lighting fixture mfg	527	3 321	13 715	3	—	—	—	1	1	—	1	—	—	
3359	Other electrical equipment & component mfg	1 560	14 543	56 214	7	1	—	—	—	2	2	—	2	—	
33592	Communication & energy wire & cable mfg	807	7 666	30 968	3	—	—	—	—	1	1	—	1	—	
335929	Other communication & energy wire mfg	807	7 666	30 968	3	—	—	—	—	1	1	—	1	—	
33593	Wiring device mfg	(C)	(D)	(D)	3	1	—	—	—	1	1	—	—	—	
33599	All oth electrical equipment & component mfg	(F)	(D)	(D)	1	—	—	—	—	—	—	—	1	—	
336	Transportation equipment mfg	3 951	43 914	173 370	22	4	7	4	5	1	—	—	—	1	
3363	Motor vehicle parts mfg	(H)	(D)	(D)	8	2	2	2	1	—	—	—	—	1	
33639	Other motor vehicle parts mfg	(H)	(D)	(D)	2	—	—	—	1	—	—	—	—	1	
3366	Ship & boat building	(E)	(D)	(D)	12	1	5	1	4	1	—	—	—	—	
33661	Ship & boat building	(E)	(D)	(D)	12	1	5	1	4	1	—	—	—	—	
337	Furniture & related product mfg	(C)	(D)	(D)	19	10	1	7	—	1	—	—	—	—	
3372	Office furniture (including fixtures) mfg	114	1 059	4 485	5	—	1	3	—	1	—	—	—	—	
33721	Office furniture (including fixtures) mfg	114	1 059	4 485	5	—	1	3	—	1	—	—	—	—	
339	Miscellaneous mfg	8 690	76 022	324 795	136	45	22	15	22	12	11	6	2	1	
3391	Medical equipment & supplies mfg	2 434	25 555	122 264	33	10	5	3	5	3	5	1	1	—	
33911	Medical equipment & supplies mfg	2 434	25 555	122 264	33	10	5	3	5	3	5	1	1	—	
339112	Surgical & medical instrument mfg	1 273	12 471	51 654	11	—	1	3	1	3	4	1	—	—	
3399	Other miscellaneous mfg	6 256	50 467	202 531	103	35	17	12	17	9	6	5	1	1	
33991	Jewelry & silverware mfg	3 539	25 215	110 214	63	18	12	5	14	6	3	4	1	—	
339911	Jewelry (exc costume) mfg	1 054	7 476	33 078	28	5	4	4	7	5	3	—	—	—	
339912	Silverware & hollowware mfg	483	4 168	17 141	5	1	—	—	3	—	—	1	—	—	
339913	Jewelers' material & lapidary work mfg	1 424	10 581	46 750	9	3	1	1	1	—	—	2	1	—	
339914	Costume jewelry & novelty mfg	578	2 990	13 245	21	9	7	—	3	1	—	1	—	—	
33992	Sporting & athletic goods mfg	(G)	(D)	(D)	5	3	1	—	—	—	—	—	—	1	
33993	Doll, toy & game mfg	(C)	(D)	(D)	2	—	—	—	1	—	—	—	—	—	
33994	Office supplies (exc paper) mfg	(C)	(D)	(D)	5	2	—	1	—	2	—	—	—	—	
33995	Sign mfg	(E)	(D)	(D)	15	7	1	3	3	—	1	—	—	—	
33999	All other misc mfg	603	4 144	18 743	13	5	3	2	—	1	1	1	—	—	
<b>42</b>	<b>Wholesale trade</b>	<b>12 190</b>	<b>118 592</b>	<b>495 693</b>	<b>709</b>	<b>314</b>	<b>159</b>	<b>95</b>	<b>91</b>	<b>27</b>	<b>20</b>	<b>2</b>	<b>—</b>	<b>1</b>	
421	Wholesale trade, durable goods	5 600	64 350	251 394	437	207	103	57	52	8	10	—	—	—	
4211	Motor vehicle, motor vehicle pt & supply whsle	710	8 658	30 015	52	24	13	4	8	1	2	—	—	—	
42111	Automobile & other motor vehicle whsle	277	4 238	14 388	16	7	2	4	1	1	1	—	—	—	
421110	Automobile & other motor vehicle whsle	277	4 238	14 388	16	7	2	4	1	1	1	—	—	—	
42112	Motor vehicle supplies & new parts whsle	234	3 358	10 992	16	9	3	—	3	—	1	—	—	—	
421120	Motor vehicle supplies & new parts whsle	234	3 358	10 992	16	9	3	—	3	—	1	—	—	—	
42114	Motor vehicle parts (used) whsle	112	711	2 888	13	5	6	—	2	—	—	—	—	—	
421140	Motor vehicle parts (used) whsle	112	711	2 888	13	5	6	—	2	—	—	—	—	—	
4212	Furniture & home furnishing whsle	491	3 830	15 277	23	11	4	2	3	2	1	—	—	—	
42121	Furniture whsle	119	533	1 676	7	4	1	1	—	1	—	—	—	—	
421210	Furniture whsle	119	533	1 676	7	4	1	1	—	1	—	—	—	—	
42122	Home furnishing whsle	372	3 297	13 601	16	7	3	1	3	1	1	—	—	—	
421220	Home furnishing whsle	372	3 297	13 601	16	7	3	1	3	1	1	—	—	—	
4213	Lumber & other construction materials whsle	554	4 731	21 870	25	10	4	4	5	1	1	—	—	—	
42131	Lumber, plywood, millwork & wood panel whsle	438	4 095	18 639	14	4	2	2	5	—	1	—	—	—	
421310	Lumber, plywood, millwork & wood panel whsle	438	4 095	18 639	14	4	2	2	5	—	1	—	—	—	
4214	Professional & commercial equip & supp whsle	862	10 488	45 175	66	35	10	11	7	1	2	—	—	—	
42143	Computer & peripheral equip & software whsle	122	1 645	10 020	20	12	3	4	1	—	—	—	—	—	
421430	Computer & peripheral equip & software whsle	122	1 645	10 020	20	12	3	4	1	—	—	—	—	—	
42145	Medical, dental, hospital equip & supp whsle	310	4 255	15 970	9	1	2	2	2	1	1	—	—	—	
421450	Medical, dental, hospital equip & supp whsle	310	4 255	15 970	9	1	2	2	2	1	1	—	—	—	
42146	Ophthalmic goods whsle	(C)	(D)	(D)	2	1	—	—	—	—	1	—	—	—	
4215	Metal & mineral (except petroleum) whsle	281	2 540	11 305	26	9	7	6	4	—	—	—	—	—	
42151	Metal service centers & offices whsle	281	2 540	11 305	26	9	7	6	4	—	—	—	—	—	
421510	Metal service centers & offices whsle	281	2 540	11 305	26	9	7	6	4	—	—	—	—	—	
4216	Electrical goods whsle	511	6 042	26 044	51	26	11	8	5	1	—	—	—	—	
42161	Elec equip, wiring supp, const material whsle	194	1 541	8 068	20	11	2	4	3	—	—	—	—	—	
421610	Elec equip, wiring supp, const material whsle	194	1 541	8 068	20	11	2	4	3	—	—	—	—	—	
42169	Other electronic parts & equipment whsle	277	4 203	16 630	26	15	5	3	2	1	—	—	—	—	
421690	Other electronic parts & equipment whsle	277	4 203	16 630	26	15	5	3	2	1	—	—	—	—	
4217	Hardware, plumb & heating equip & sup whsle	585	4 672	19 374	32	8	13	5	4	—	2	—	—	—	
42171	Hardware whsle	412	2 736	11 131	14	4	5	1	2	—	2	—	—	—	
421710	Hardware whsle	412	2 736	11 131	14	4	5	1	2	—	2	—	—	—	
42172	Plumbing & heating equipment & supplies whsle	113	1 371	5 647	11	2	6	1	2	—	—	—	—	—	
421720	Plumbing & heating equipment & supplies whsle	113	1 371	5 647	11	2	6	1	2	—	—	—	—	—	

Note: Employment-size classes are indicated as follows: A—0 to 19; B—20 to 99; C—100 to 249; E—250 to 499; F—500 to 999; G—1,000 to 2,499; H—2,500 to 4,999; I—5,000 to 9,999; J—10,000 to 24,999; K—25,000 to 49,999; L—50,000 to 99,999; M—100,000 or more.

**Table 6. Counties—Employees, Payroll, and Establishments by Industry: 1999—Con.**

[Excludes most government employees, railroad employees, and self-employed persons. Size class 1 to 4 includes establishments with payroll, but no employees, during mid-March pay period. (D) denotes figures withheld to avoid disclosing data for individual companies; the data are included in broader industry totals. Detailed industries with 100 or more employees are shown if industry was not a (D). For explanation of terms, abbreviations, and data reliability/comparability, see introductory text]

NAICS code	Industry	Number of employees for week including March 12	Payroll (\$1,000)		Total number of establishments	Number of establishments by employment-size class									
			First quarter	Annual		1 to 4	5 to 9	10 to 19	20 to 49	50 to 99	100 to 249	250 to 499	500 to 999	1,000 or more	
<b>BRISTOL—Con.</b>															
<b>42</b>	<b>Wholesale trade—Con.</b>														
421	Wholesale trade, durable goods—Con.														
4218	Machinery, equipment & supplies whse .....	910	8 586	37 365	98	51	26	10	9	1	1	—	—	—	
42183	Industrial machinery & equipment whse .....	492	5 180	22 607	47	24	14	6	1	1	1	—	—	—	
421830	Industrial machinery & equipment whse ...	492	5 180	22 607	47	24	14	6	1	1	1	—	—	—	
42184	Industrial supplies whse .....	258	2 381	10 064	30	18	5	2	5	—	—	—	—	—	
421840	Industrial supplies whse .....	258	2 381	10 064	30	18	5	2	5	—	—	—	—	—	
4219	Miscellaneous durable goods whse .....	696	14 803	44 969	64	33	15	7	7	1	1	—	—	—	
42191	Sporting & recreational goods & supply whse .....	313	12 461	33 168	17	6	4	3	3	—	1	—	—	—	
421910	Sporting & recreational goods & supply whse .....	313	12 461	33 168	17	6	4	3	3	—	1	—	—	—	
42193	Recyclable material whse .....	224	1 292	6 667	16	7	3	3	2	1	—	—	—	—	
421930	Recyclable material whse .....	224	1 292	6 667	16	7	3	3	2	1	—	—	—	—	
422	Wholesale trade, nondurable goods .....	6 590	54 242	244 299	272	107	56	38	39	19	10	2	—	1	
4221	Paper & paper product whse .....	722	7 657	32 987	25	7	2	4	8	3	—	1	—	—	
42212	Stationery & office supplies whse .....	(C)	(D)	(D)	10	4	2	1	3	—	—	—	—	—	
42213	Industrial & personal service paper whse ..	522	5 585	24 082	11	1	—	3	4	2	—	1	—	—	
422130	Industrial & personal service paper whse ..	522	5 585	24 082	11	1	—	3	4	2	—	1	—	—	
4222	Drugs & druggists' sundries whse .....	168	1 082	4 719	11	3	3	1	3	1	—	—	—	—	
42221	Drugs & druggists' sundries whse .....	168	1 082	4 719	11	3	3	1	3	1	—	—	—	—	
422210	Drugs & druggists' sundries whse .....	168	1 082	4 719	11	3	3	1	3	1	—	—	—	—	
4223	Apparel, piece goods & notions whse .....	978	7 534	31 913	34	13	6	4	6	2	2	1	—	—	
42231	Piece goods, notions & other dry goods whse .....	429	3 618	13 964	12	5	3	2	—	1	—	1	—	—	
422310	Piece goods, notions & other dry goods whse .....	429	3 618	13 964	12	5	3	2	—	1	—	1	—	—	
42232	Men's & boys' clothing & furnishings whse ...	(C)	(D)	(D)	9	3	1	—	4	—	—	—	—	—	
42233	Women's, children's, infants' clothing whse ...	250	842	4 984	10	4	1	2	2	—	1	—	—	—	
422330	Women's, children's, infants' clothing whse .....	250	842	4 984	10	4	1	2	2	—	1	—	—	—	
4224	Grocery & related product whse .....	3 083	24 964	115 460	127	53	28	18	18	6	3	—	—	1	
42241	General line grocery whse .....	1 509	13 368	63 215	17	7	5	2	—	1	1	—	—	1	
422410	General line grocery whse .....	1 509	13 368	63 215	17	7	5	2	—	1	1	—	—	1	
42246	Fish & seafood whse .....	780	5 001	24 169	54	26	7	5	14	2	—	—	—	—	
422460	Fish & seafood whse .....	780	5 001	24 169	54	26	7	5	14	2	—	—	—	—	
42249	Other grocery & related products whse .....	555	5 266	21 891	22	5	6	3	3	3	—	—	—	—	
422490	Other grocery & related products whse .....	555	5 266	21 891	22	5	6	3	3	3	—	—	—	—	
4228	Beer, wine, distilled alcoholic beverage whse ..	378	3 756	18 360	10	4	1	—	—	5	—	—	—	—	
42281	Beer & ale whse .....	224	2 190	11 178	3	—	—	—	—	—	—	—	—	—	
422810	Beer & ale whse .....	224	2 190	11 178	3	—	—	—	—	—	—	—	—	—	
42282	Wine & distilled alcoholic beverage whse ..	154	1 566	7 182	7	4	1	—	—	2	—	—	—	—	
422820	Wine & distilled alcoholic beverage whse ..	154	1 566	7 182	7	4	1	—	—	2	—	—	—	—	
4229	Miscellaneous nondurable goods whse .....	1 085	7 658	34 156	40	14	10	7	2	2	5	—	—	—	
42291	Farm supplies whse .....	(C)	(D)	(D)	3	—	—	2	—	1	—	—	—	—	
42292	Book, periodical & newspaper whse .....	267	1 304	6 247	3	—	1	—	—	1	1	—	—	—	
422920	Book, periodical & newspaper whse .....	267	1 304	6 247	3	—	1	—	—	1	1	—	—	—	
42293	Flower, nursery stock, florists' supplies whse ..	193	1 473	6 667	6	3	1	—	1	—	1	—	—	—	
422930	Flower, nursery stock, florists' supplies whse ..	193	1 473	6 667	6	3	1	—	1	—	1	—	—	—	
42294	Tobacco & tobacco product whse .....	(E)	(D)	(D)	6	3	1	—	1	—	1	—	—	—	
42299	Other miscellaneous nondurable goods whse .....	198	1 499	6 239	19	9	6	3	—	—	1	—	—	—	
422990	Other miscellaneous nondurable goods whse .....	198	1 499	6 239	19	9	6	3	—	—	1	—	—	—	
<b>44-45</b>	<b>Retail trade .....</b>	<b>34 323</b>	<b>143 318</b>	<b>628 092</b>	<b>2 375</b>	<b>1 053</b>	<b>652</b>	<b>370</b>	<b>178</b>	<b>51</b>	<b>59</b>	<b>10</b>	<b>2</b>	<b>—</b>	
441	Motor vehicle & parts dealers .....	3 763	23 009	105 933	267	120	50	47	38	9	2	—	1	—	
4411	Automobile dealers .....	2 675	17 115	79 237	141	73	13	14	30	8	2	—	1	—	
44111	New car dealers .....	2 474	15 975	74 199	66	12	2	11	30	8	2	—	1	—	
441110	New car dealers .....	2 474	15 975	74 199	66	12	2	11	30	8	2	—	1	—	
44112	Used car dealers .....	201	1 140	5 038	75	61	11	3	—	—	—	—	—	—	
441120	Used car dealers .....	201	1 140	5 038	75	61	11	3	—	—	—	—	—	—	
4412	Other motor vehicle dealers .....	151	784	4 532	22	11	5	4	2	—	—	—	—	—	
44122	Motorcycle & boat & other MV dealers .....	(C)	(D)	(D)	20	11	5	4	—	—	—	—	—	—	
4413	Automotive parts, accessories & tire stores .....	937	5 110	22 164	104	36	32	29	6	1	—	—	—	—	
44131	Automotive parts, accessories & tire stores ...	677	3 486	15 137	76	31	20	20	4	1	—	—	—	—	
441310	Automotive parts, accessories & tire stores ...	677	3 486	15 137	76	31	20	20	4	1	—	—	—	—	
44132	Tire dealers .....	260	1 624	7 027	28	5	12	9	2	—	—	—	—	—	
441320	Tire dealers .....	260	1 624	7 027	28	5	12	9	2	—	—	—	—	—	
442	Furniture & home furnishing stores .....	1 548	8 252	37 480	130	62	40	15	8	1	4	—	—	—	
4421	Furniture stores .....	795	4 210	18 970	50	20	15	8	4	1	2	—	—	—	
44211	Furniture stores .....	795	4 210	18 970	50	20	15	8	4	1	2	—	—	—	
442110	Furniture stores .....	795	4 210	18 970	50	20	15	8	4	1	2	—	—	—	
4422	Home furnishings stores .....	753	4 042	18 510	80	42	25	7	4	—	2	—	—	—	
44221	Floor covering stores .....	373	2 861	13 300	42	23	16	—	2	—	1	—	—	—	
442210	Floor covering stores .....	373	2 861	13 300	42	23	16	—	2	—	1	—	—	—	
44229	Other home furnishings stores .....	380	1 181	5 210	38	19	9	7	2	—	1	—	—	—	
442299	All other home furnishings stores .....	301	899	3 887	27	12	8	5	1	—	1	—	—	—	
443	Electronics & appliance stores .....	682	3 342	14 743	83	38	32	7	3	3	—	—	—	—	
4431	Electronics & appliance stores .....	682	3 342	14 743	83	38	32	7	3	3	—	—	—	—	
44311	Appliance, TV & all other electronics stores ...	569	2 979	12 661	57	23	24	4	3	3	—	—	—	—	
443112	Radio, television & other electronics stores ...	484	2 480	10 400	41	18	15	2	3	3	—	—	—	—	

Note: Employment-size classes are indicated as follows: A—0 to 19; B—20 to 99; C—100 to 249; E—250 to 499; F—500 to 999; G—1,000 to 2,499; H—2,500 to 4,999; I—5,000 to 9,999; J—10,000 to 24,999; K—25,000 to 49,999; L—50,000 to 99,999; M—100,000 or more.

**Table 6. Counties—Employees, Payroll, and Establishments by Industry: 1999—Con.**

[Excludes most government employees, railroad employees, and self-employed persons. Size class 1 to 4 includes establishments with payroll, but no employees, during mid-March pay period. (D) denotes figures withheld to avoid disclosing data for individual companies; the data are included in broader industry totals. Detailed industries with 100 or more employees are shown if industry was not a (D). For explanation of terms, abbreviations, and data reliability/comparability, see introductory text]

NAICS code	Industry	Number of employees for week including March 12	Payroll (\$1,000)		Total number of establishments	Number of establishments by employment-size class									
			First quarter	Annual		1 to 4	5 to 9	10 to 19	20 to 49	50 to 99	100 to 249	250 to 499	500 to 999	1,000 or more	
<b>BRISTOL—Con.</b>															
<b>44-45 Retail trade—Con.</b>															
444	Bldg material & garden equip & supp dealers .....	2 333	14 444	69 317	162	82	42	18	12	3	3	2	—	—	
4441	Building material & supplies dealers .....	2 179	13 916	65 909	128	60	34	16	10	3	3	2	—	—	
44411	Home centers .....	(F)	(D)	(D)	8	1	1	2	—	—	2	2	—	—	
44413	Hardware stores .....	223	844	3 528	31	19	6	3	2	1	—	—	—	—	
444130	Hardware stores .....	223	844	3 528	31	19	6	3	2	1	—	—	—	—	
44419	Other building material dealers .....	903	8 123	38 826	70	27	21	11	8	2	1	—	—	—	
444190	Other building material dealers .....	903	8 123	38 826	70	27	21	11	8	2	1	—	—	—	
4442	Lawn & garden equip & supplies stores .....	154	528	3 408	34	22	8	2	2	—	—	—	—	—	
44422	Nursery & garden centers .....	115	377	2 748	24	17	3	2	2	—	—	—	—	—	
444220	Nursery & garden centers .....	115	377	2 748	24	17	3	2	2	—	—	—	—	—	
445	Food & beverage stores .....	7 195	28 441	120 072	357	181	87	40	13	7	28	1	—	—	
4451	Grocery stores .....	6 206	25 595	107 374	186	87	38	20	5	7	28	1	—	—	
44511	Grocery (except convenience) stores .....	5 742	24 284	101 563	95	37	13	5	4	7	28	1	—	—	
445110	Grocery (except convenience) stores .....	5 742	24 284	101 563	95	37	13	5	4	7	28	1	—	—	
44512	Convenience stores .....	464	1 311	5 811	91	50	25	15	1	—	—	—	—	—	
445120	Convenience stores .....	464	1 311	5 811	91	50	25	15	1	—	—	—	—	—	
4452	Specialty food stores .....	348	1 010	4 958	71	42	20	7	2	—	—	—	—	—	
44521	Meat markets .....	130	365	1 800	23	14	5	3	1	—	—	—	—	—	
445210	Meat markets .....	130	365	1 800	23	14	5	3	1	—	—	—	—	—	
44529	Other specialty food stores .....	131	332	1 636	31	19	10	1	1	—	—	—	—	—	
4453	Beer, wine & liquor stores .....	641	1 836	7 740	100	52	29	13	6	—	—	—	—	—	
44531	Beer, wine & liquor stores .....	641	1 836	7 740	100	52	29	13	6	—	—	—	—	—	
445310	Beer, wine & liquor stores .....	641	1 836	7 740	100	52	29	13	6	—	—	—	—	—	
446	Health & personal care stores .....	2 558	12 838	51 374	153	45	34	35	30	8	—	1	—	—	
4461	Health & personal care stores .....	2 558	12 838	51 374	153	45	34	35	30	8	—	1	—	—	
44611	Pharmacies & drug stores .....	2 041	10 978	43 834	79	7	13	23	28	7	—	1	—	—	
446110	Pharmacies & drug stores .....	2 041	10 978	43 834	79	7	13	23	28	7	—	1	—	—	
44612	Cosmetics, beauty supplies & perfume stores .....	191	392	1 567	18	3	10	4	—	1	—	—	—	—	
446120	Cosmetics, beauty supplies & perfume stores .....	191	392	1 567	18	3	10	4	—	1	—	—	—	—	
44613	Optical goods stores .....	173	862	3 797	29	20	3	5	1	—	—	—	—	—	
446130	Optical goods stores .....	173	862	3 797	29	20	3	5	1	—	—	—	—	—	
44619	Other health & personal care stores .....	153	606	2 176	27	15	8	3	1	—	—	—	—	—	
447	Gasoline stations .....	1 580	5 060	21 756	257	98	116	39	4	—	—	—	—	—	
4471	Gasoline stations .....	1 580	5 060	21 756	257	98	116	39	4	—	—	—	—	—	
44711	Gasoline stations with convenience stores .....	850	2 567	10 905	115	32	51	29	3	—	—	—	—	—	
447110	Gasoline stations with convenience stores .....	850	2 567	10 905	115	32	51	29	3	—	—	—	—	—	
44719	Other gasoline stations .....	730	2 493	10 851	142	66	65	10	1	—	—	—	—	—	
447190	Other gasoline stations .....	730	2 493	10 851	142	66	65	10	1	—	—	—	—	—	
448	Clothing & clothing accessories stores .....	3 331	10 013	43 884	399	156	125	92	22	4	—	—	—	—	
4481	Clothing stores .....	2 508	6 681	29 679	243	70	74	74	21	4	—	—	—	—	
44811	Men's clothing stores .....	189	643	2 436	29	13	10	6	—	—	—	—	—	—	
448110	Men's clothing stores .....	189	643	2 436	29	13	10	6	—	—	—	—	—	—	
44812	Women's clothing stores .....	919	2 299	10 061	103	26	33	39	5	—	—	—	—	—	
448120	Women's clothing stores .....	919	2 299	10 061	103	26	33	39	5	—	—	—	—	—	
44813	Children's & infants' clothing stores .....	237	543	2 216	20	4	5	8	3	—	—	—	—	—	
448130	Children's & infants' clothing stores .....	237	543	2 216	20	4	5	8	3	—	—	—	—	—	
44814	Family clothing stores .....	896	2 390	11 538	51	9	11	17	10	4	—	—	—	—	
448140	Family clothing stores .....	896	2 390	11 538	51	9	11	17	10	4	—	—	—	—	
44819	Other clothing stores .....	170	460	2 276	28	14	9	3	2	—	—	—	—	—	
448190	Other clothing stores .....	170	460	2 276	28	14	9	3	2	—	—	—	—	—	
4482	Shoe stores .....	451	1 643	6 762	77	39	30	7	1	—	—	—	—	—	
44821	Shoe stores .....	451	1 643	6 762	77	39	30	7	1	—	—	—	—	—	
448210	Shoe stores .....	451	1 643	6 762	77	39	30	7	1	—	—	—	—	—	
4483	Jewelry, luggage & leather goods stores .....	372	1 689	7 443	79	47	21	11	—	—	—	—	—	—	
44831	Jewelry stores .....	(E)	(D)	(D)	77	46	20	11	—	—	—	—	—	—	
451	Sporting goods, hobby, book & music stores .....	1 387	4 154	19 393	145	71	31	26	15	1	1	—	—	—	
4511	Sporting goods, hobby, musical instrument stores .....	847	2 582	11 730	101	58	15	14	13	1	—	—	—	—	
45111	Sporting goods stores .....	323	903	4 429	51	34	8	5	3	1	—	—	—	—	
451110	Sporting goods stores .....	323	903	4 429	51	34	8	5	3	1	—	—	—	—	
45112	Hobby, toy & game stores .....	374	1 156	5 122	31	12	7	5	7	—	—	—	—	—	
451120	Hobby, toy & game stores .....	374	1 156	5 122	31	12	7	5	7	—	—	—	—	—	
4512	Book, periodical & music stores .....	540	1 572	7 663	44	13	16	12	2	—	1	—	—	—	
45121	Book stores & news dealers .....	407	1 195	6 019	25	8	7	7	2	—	—	—	—	—	
451211	Book stores .....	380	1 127	5 677	21	6	6	6	2	—	1	—	—	—	
45122	Prerecorded tape, CD & record stores .....	133	377	1 644	19	5	9	5	—	—	—	—	—	—	
451220	Prerecorded tape, CD & record stores .....	133	377	1 644	19	5	9	5	—	—	—	—	—	—	
452	General merchandise stores .....	6 600	21 312	90 471	85	16	16	6	7	14	21	5	—	—	
4521	Department stores .....	5 119	16 277	71 646	33	1	—	—	—	13	14	5	—	—	
45211	Department stores .....	5 119	16 277	71 646	33	1	—	—	—	13	14	5	—	—	
452110	Department stores .....	5 119	16 277	71 646	33	1	—	—	—	13	14	5	—	—	
4529	Other general merchandise stores .....	1 481	5 035	18 825	52	15	16	6	7	1	7	—	—	—	
45291	Warehouse clubs & superstores .....	(E)	(D)	(D)	3	—	—	—	—	—	3	—	—	—	
45299	All other general merchandise stores .....	(G)	(D)	(D)	49	15	16	6	7	1	4	—	—	—	

Note: Employment-size classes are indicated as follows: A—0 to 19; B—20 to 99; C—100 to 249; E—250 to 499; F—500 to 2,499; G—1,000 to 2,499; H—2,500 to 4,999; I—5,000 to 9,999; J—10,000 to 24,999; K—25,000 to 49,999; L—50,000 to 99,999; M—100,000 or more.

**Table 6. Counties—Employees, Payroll, and Establishments by Industry: 1999—Con.**

[Excludes most government employees, railroad employees, and self-employed persons. Size class 1 to 4 includes establishments with payroll, but no employees, during mid-March pay period. (D) denotes figures withheld to avoid disclosing data for individual companies; the data are included in broader industry totals. Detailed industries with 100 or more employees are shown if industry was not a (D). For explanation of terms, abbreviations, and data reliability/comparability, see introductory text]

NAICS code	Industry	Number of employees for week including March 12	Payroll (\$1,000)		Total number of establishments	Number of establishments by employment-size class								
			First quarter	Annual		1 to 4	5 to 9	10 to 19	20 to 49	50 to 99	100 to 249	250 to 499	500 to 999	1,000 or more
<b>BRISTOL—Con.</b>														
<b>44-45 Retail trade—Con.</b>														
453	Miscellaneous store retailers	1 659	4 938	22 501	223	118	50	33	21	1	-	-	-	-
4531	Florists	181	552	2 582	41	30	5	4	2	-	-	-	-	-
45311	Florists	181	552	2 582	41	30	5	4	2	-	-	-	-	-
453110	Florists	181	552	2 582	41	30	5	4	2	-	-	-	-	-
4532	Office supplies, stationery & gift stores	777	2 271	9 905	91	44	19	16	12	-	-	-	-	-
45321	Office supplies & stationery stores	279	1 139	4 825	16	5	-	3	8	-	-	-	-	-
453210	Office supplies & stationery stores	279	1 139	4 825	16	5	-	3	8	-	-	-	-	-
45322	Gift, novelty & souvenir stores	498	1 132	5 080	75	39	19	13	4	-	-	-	-	-
453220	Gift, novelty & souvenir stores	498	1 132	5 080	75	39	19	13	4	-	-	-	-	-
4533	Used merchandise stores	225	768	3 504	21	11	3	4	2	1	-	-	-	-
45331	Used merchandise stores	225	768	3 504	21	11	3	4	2	1	-	-	-	-
453310	Used merchandise stores	225	768	3 504	21	11	3	4	2	1	-	-	-	-
4539	Other miscellaneous store retailers	476	1 347	6 510	70	33	23	9	5	-	-	-	-	-
45391	Pet & pet supplies stores	188	517	2 220	24	8	10	4	2	-	-	-	-	-
453910	Pet & pet supplies stores	188	517	2 220	24	8	10	4	2	-	-	-	-	-
45399	All other miscellaneous store retailers	(E)	(D)	(D)	44	23	13	5	3	-	-	-	-	-
453998	All other misc store retailers (exc tobacco)	273	790	4 128	42	22	12	5	3	-	-	-	-	-
454	Nonstore retailers	1 687	7 515	31 168	114	66	29	12	5	-	-	1	1	-
4541	Electronic shopping & mail-order houses	1 166	4 400	18 816	15	9	2	1	1	-	-	1	1	-
45411	Electronic shopping & mail-order houses	1 166	4 400	18 816	15	9	2	1	1	-	-	1	1	-
454110	Electronic shopping & mail-order houses	1 166	4 400	18 816	15	9	2	1	1	-	-	1	1	-
4542	Vending machine operators	119	434	1 589	15	9	2	1	3	-	-	-	-	-
45421	Vending machine operators	119	434	1 589	15	9	2	1	3	-	-	-	-	-
454210	Vending machine operators	119	434	1 589	15	9	2	1	3	-	-	-	-	-
4543	Direct selling establishments	402	2 681	10 763	84	48	25	10	1	-	-	-	-	-
45431	Fuel dealers	316	2 218	8 735	63	34	20	8	1	-	-	-	-	-
454311	Heating oil dealers	261	1 853	7 264	50	28	14	7	1	-	-	-	-	-
<b>48-49 Transportation &amp; warehousing</b>														
484	Truck transportation	1 464	10 550	48 087	167	111	26	10	10	9	1	-	-	-
4841	General freight trucking	782	5 857	26 065	63	36	10	5	6	6	-	-	-	-
48411	General freight trucking, local	160	1 025	5 026	28	19	5	3	-	1	-	-	-	-
484110	General freight trucking, local	160	1 025	5 026	28	19	5	3	-	1	-	-	-	-
48412	General freight trucking, long-distance	622	4 832	21 039	35	17	5	2	6	5	-	-	-	-
484121	General freight trucking, long-distance, TL	255	1 954	8 414	22	15	3	-	2	2	-	-	-	-
484122	General freight trucking, long-distance, LTL	367	2 878	12 625	13	2	2	2	4	3	-	-	-	-
4842	Specialized freight trucking	682	4 693	22 022	104	75	16	5	4	3	1	-	-	-
48421	Used household & office goods moving	226	1 417	7 088	27	15	6	3	2	1	-	-	-	-
484210	Used household & office goods moving	226	1 417	7 088	27	15	6	3	2	1	-	-	-	-
48422	Specialized freight (exc used) trucking, local	200	1 482	7 639	63	51	8	2	2	-	-	-	-	-
484220	Specialized freight (exc used) trucking, local	200	1 482	7 639	63	51	8	2	2	-	-	-	-	-
48423	Specialized freight (exc used) trucking, LDist	256	1 794	7 295	14	9	2	-	-	2	1	-	-	-
484230	Specialized freight (exc used) trucking, LDist	256	1 794	7 295	14	9	2	-	-	2	1	-	-	-
485	Transit & ground passenger transportation	1 355	5 175	23 059	51	23	6	5	9	5	3	-	-	-
4851	Urban transit systems	279	1 647	6 381	5	-	-	1	1	3	-	-	-	-
48511	Urban transit systems	279	1 647	6 381	5	-	-	1	1	3	-	-	-	-
4853	Taxi & limousine service	152	500	2 401	21	14	2	3	2	-	-	-	-	-
4854	School & employee bus transportation	661	2 001	9 595	13	4	2	-	4	1	2	-	-	-
48541	School & employee bus transportation	661	2 001	9 595	13	4	2	-	4	1	2	-	-	-
485410	School & employee bus transportation	661	2 001	9 595	13	4	2	-	4	1	2	-	-	-
4855	Charter bus industry	194	733	3 565	4	1	-	-	1	1	1	-	-	-
48551	Charter bus industry	194	733	3 565	4	1	-	-	1	1	1	-	-	-
485510	Charter bus industry	194	733	3 565	4	1	-	-	1	1	1	-	-	-
488	Transportation support activities	366	2 241	10 592	37	22	9	1	3	1	1	-	-	-
4885	Freight transportation arrangement	267	1 754	8 156	19	11	5	-	1	1	1	-	-	-
48851	Freight transportation arrangement	267	1 754	8 156	19	11	5	-	1	1	1	-	-	-
488510	Freight transportation arrangement	267	1 754	8 156	19	11	5	-	1	1	1	-	-	-
492	Couriers & messengers	261	1 417	6 272	19	15	1	-	1	1	1	-	-	-
4921	Couriers	249	1 354	5 762	10	6	1	-	1	1	1	-	-	-
49211	Couriers	249	1 354	5 762	10	6	1	-	1	1	1	-	-	-
492110	Couriers	249	1 354	5 762	10	6	1	-	1	1	1	-	-	-
493	Warehousing & storage	290	1 848	8 344	15	7	2	3	2	-	1	-	-	-
4931	Warehousing & storage	290	1 848	8 344	15	7	2	3	2	-	1	-	-	-
49311	General warehousing & storage	(E)	(D)	(D)	13	6	2	2	2	-	1	-	-	-
<b>51 Information</b>														
511	Publishing industries	1 209	8 496	35 908	37	17	9	3	1	3	3	1	-	-
5111	Newspaper, periodical, book, database publishers	927	5 428	21 984	30	15	8	2	-	2	2	1	-	-
51111	Newspaper publishers	785	4 711	19 022	11	-	5	2	-	1	2	1	-	-
511110	Newspaper publishers	785	4 711	19 022	11	-	5	2	-	1	2	1	-	-
51119	Other publishers	105	479	1 823	6	5	-	-	-	1	-	-	-	-
5112	Software publishers	282	3 068	13 924	7	2	1	1	1	1	1	-	-	-
51121	Software publishers	282	3 068	13 924	7	2	1	1	1	1	1	-	-	-
511210	Software publishers	282	3 068	13 924	7	2	1	1	1	1	1	-	-	-
512	Motion picture & sound recording industries	199	650	2 573	13	6	1	1	4	1	-	-	-	-
5121	Motion picture & video industries	(C)	(D)	(D)	12	5	1	1	4	1	-	-	-	-
51213	Motion picture & video exhibition	180	466	1 903	6	-	1	-	4	1	-	-	-	-
512131	Motion picture theaters (except drive-ins)	180	466	1 903	6	-	1	-	4	1	-	-	-	-

Note: Employment-size classes are indicated as follows: A—0 to 19; B—20 to 99; C—100 to 249; E—250 to 499; F—500 to 999; G—1,000 to 2,499; H—2,500 to 4,999; I—5,000 to 9,999; J—10,000 to 24,999; K—25,000 to 49,999; L—50,000 to 99,999; M—100,000 or more.



**Table 6. Counties—Employees, Payroll, and Establishments by Industry: 1999—Con.**

[Excludes most government employees, railroad employees, and self-employed persons. Size class 1 to 4 includes establishments with payroll, but no employees, during mid-March pay period. (D) denotes figures withheld to avoid disclosing data for individual companies; the data are included in broader industry totals. Detailed industries with 100 or more employees are shown if industry was not a (D). For explanation of terms, abbreviations, and data reliability/comparability, see introductory text]

NAICS code	Industry	Number of employees for week including March 12	Payroll (\$1,000)		Total number of establishments	Number of establishments by employment-size class									
			First quarter	Annual		1 to 4	5 to 9	10 to 19	20 to 49	50 to 99	100 to 249	250 to 499	500 to 999	1,000 or more	
<b>BRISTOL—Con.</b>															
<b>51 Information—Con.</b>															
513	Broadcasting & telecommunications	2 504	24 801	101 115	53	26	10	5	3	5	2	—	2	—	
5131	Radio & television broadcasting	(C)	(D)	(D)	8	2	2	2	2	—	—	—	—	—	
5133	Telecommunications	2 396	24 201	99 020	44	24	7	3	1	5	2	—	2	—	
51331	Wired telecommunications carriers	(G)	(D)	(D)	30	14	5	2	1	4	2	—	2	—	
<b>52 Finance &amp; insurance</b>															
522	Credit intermediation & related activities	3 648	27 998	112 069	260	61	109	58	20	8	3	1	—	—	
5221	Depository credit intermediation	2 889	20 060	83 257	200	21	96	54	18	8	3	—	—	—	
52211	Commercial banking	727	4 904	20 405	71	4	45	18	3	—	1	—	—	—	
522110	Commercial banking	727	4 904	20 405	71	4	45	18	3	—	1	—	—	—	
52212	Savings institutions	1 470	11 533	47 431	78	4	33	27	6	6	2	—	—	—	
522120	Savings institutions	1 470	11 533	47 431	78	4	33	27	6	6	2	—	—	—	
52213	Credit unions	692	3 623	15 421	51	13	18	9	2	—	—	—	—	—	
522130	Credit unions	692	3 623	15 421	51	13	18	9	2	—	—	—	—	—	
5222	Nondepository credit intermediation	684	7 311	26 086	43	26	11	4	1	—	—	1	—	—	
52229	Other nondepository credit intermediation	(F)	(D)	(D)	41	24	11	4	1	—	—	1	—	—	
522292	Real estate credit	151	1 738	7 374	24	12	7	4	1	—	—	—	—	—	
523	Security, commodity contracts & like activity	(C)	(D)	(D)	46	36	9	—	1	—	—	—	—	—	
524	Insurance carriers & related activities	(G)	(D)	(D)	253	155	58	31	5	2	1	1	—	—	
5241	Insurance carriers	(F)	(D)	(D)	25	15	3	1	2	2	1	1	—	—	
52411	Direct life, health, medical insurance carriers	(E)	(D)	(D)	17	12	1	—	2	1	1	—	—	—	
52412	Other direct insurance carriers	438	3 777	15 976	8	3	2	1	—	1	—	1	—	—	
524126	Direct property & casualty insurance carriers	438	3 777	15 976	8	3	2	1	—	1	—	1	—	—	
5242	Agencies & other insurance related activities	1 123	8 389	37 157	228	140	55	30	3	—	—	—	—	—	
52421	Insurance agencies & brokerages	1 040	7 530	34 022	205	124	49	29	3	—	—	—	—	—	
524210	Insurance agencies & brokerages	1 040	7 530	34 022	205	124	49	29	3	—	—	—	—	—	
<b>53 Real estate &amp; rental &amp; leasing</b>															
531	Real estate	896	5 029	21 779	267	218	35	7	7	—	—	—	—	—	
5311	Lessors of real estate	471	2 188	8 813	117	88	21	3	5	—	—	—	—	—	
53111	Lessors of residential buildings & dwellings	141	739	3 119	40	27	11	2	—	—	—	—	—	—	
531110	Lessors of residential buildings & dwellings	141	739	3 119	40	27	11	2	—	—	—	—	—	—	
53112	Lessors of nonres bldg (exc min Warehouses)	238	979	4 090	58	45	8	1	4	—	—	—	—	—	
531120	Lessors of nonres bldg (exc min Warehouses)	238	979	4 090	58	45	8	1	4	—	—	—	—	—	
5312	Offices of real estate agents & brokers	242	1 391	6 923	96	86	8	1	1	—	—	—	—	—	
53121	Offices of real estate agents & brokers	242	1 391	6 923	96	86	8	1	1	—	—	—	—	—	
531210	Offices of real estate agents & brokers	242	1 391	6 923	96	86	8	1	1	—	—	—	—	—	
5313	Activities related to real estate	183	1 450	6 043	54	44	6	3	1	—	—	—	—	—	
53131	Real estate property managers	114	923	4 091	32	25	5	1	1	—	—	—	—	—	
532	Rental & leasing services	(F)	(D)	(D)	107	44	37	22	4	—	—	—	—	—	
5322	Consumer goods rental	530	1 686	7 323	66	22	23	17	4	—	—	—	—	—	
53223	Video tape & disc rental	349	726	2 987	41	13	13	12	3	—	—	—	—	—	
532230	Video tape & disc rental	349	726	2 987	41	13	13	12	3	—	—	—	—	—	
53229	Other consumer goods rental	131	783	3 545	16	5	6	4	1	—	—	—	—	—	
<b>54 Professional, scientific &amp; technical services</b>															
541	Professional, scientific & technical services	4 635	31 847	145 268	905	657	148	73	18	5	4	—	—	—	
5411	Legal services	1 095	8 642	41 411	306	239	44	18	3	2	—	—	—	—	
54111	Offices of lawyers	1 078	8 546	40 993	302	238	41	18	3	2	—	—	—	—	
541110	Offices of lawyers	1 078	8 546	40 993	302	238	41	18	3	2	—	—	—	—	
5412	Accounting, tax prep, bookkeep, payroll services	959	4 202	16 660	133	94	25	10	2	—	2	—	—	—	
54121	Accounting, tax prep, bookkeep, payroll services	959	4 202	16 660	133	94	25	10	2	—	2	—	—	—	
541211	Offices of certified public accountants	307	2 388	10 881	56	35	14	5	2	—	—	—	—	—	
541213	Tax preparation services	496	1 026	2 555	24	15	6	1	—	—	2	—	—	—	
5413	Architectural, engineering & related services	571	4 041	20 331	122	75	33	9	5	—	—	—	—	—	
54133	Engineering services	386	2 901	14 246	68	39	17	8	4	—	—	—	—	—	
541330	Engineering services	386	2 901	14 246	68	39	17	8	4	—	—	—	—	—	
5414	Specialized design services	140	1 464	7 715	27	17	6	3	1	—	—	—	—	—	
54143	Graphic design services	101	1 138	6 369	14	7	4	2	1	—	—	—	—	—	
541430	Graphic design services	101	1 138	6 369	14	7	4	2	1	—	—	—	—	—	
5415	Computer systems design & related services	220	2 457	10 964	94	81	9	4	—	—	—	—	—	—	
54151	Computer systems design & related services	220	2 457	10 964	94	81	9	4	—	—	—	—	—	—	
541512	Computer systems design services	119	1 140	4 810	47	40	5	2	—	—	—	—	—	—	
5416	Management, sci & tech consulting services	671	4 871	22 240	98	73	10	8	4	2	1	—	—	—	
54161	Management consulting services	576	4 013	18 249	76	55	9	6	3	2	1	—	—	—	
541611	Admin & gen management consulting services	312	1 911	9 004	36	25	6	3	—	1	1	—	—	—	
5417	Scientific R&D services	153	2 870	10 427	10	6	—	2	1	1	—	—	—	—	
54171	R&D in physical, engineering & life sciences	153	2 870	10 427	10	6	—	2	1	1	—	—	—	—	
541710	R&D in physical, engineering & life sciences	153	2 870	10 427	10	6	—	2	1	1	—	—	—	—	
5418	Advertising & related services	389	1 174	5 097	41	30	5	5	—	—	1	—	—	—	
54185	Display advertising	264	423	1 609	4	2	—	1	—	—	1	—	—	—	
541850	Display advertising	264	423	1 609	4	2	—	1	—	—	1	—	—	—	
5419	Oth professional, scientific, technical services	437	2 126	10 423	74	42	16	14	2	—	—	—	—	—	
54194	Veterinary services	285	1 369	6 948	33	13	7	12	1	—	—	—	—	—	
541940	Veterinary services	285	1 369	6 948	33	13	7	12	1	—	—	—	—	—	

Note: Employment-size classes are indicated as follows: A—0 to 19; B—20 to 99; C—100 to 249; E—250 to 499; F—500 to 999; G—1,000 to 2,499; H—2,500 to 4,999; I—5,000 to 9,999; J—10,000 to 24,999; K—25,000 to 49,999; L—50,000 to 99,999; M—100,000 or more.

**Table 6. Counties—Employees, Payroll, and Establishments by Industry: 1999—Con.**

[Excludes most government employees, railroad employees, and self-employed persons. Size class 1 to 4 includes establishments with payroll, but no employees, during mid-March pay period. (D) denotes figures withheld to avoid disclosing data for individual companies; the data are included in broader industry totals. Detailed industries with 100 or more employees are shown if industry was not a (D). For explanation of terms, abbreviations, and data reliability/comparability, see introductory text]

NAICS code	Industry	Number of employees for week including March 12	Payroll (\$1,000)		Total number of establishments	Number of establishments by employment-size class									
			First quarter	Annual		1 to 4	5 to 9	10 to 19	20 to 49	50 to 99	100 to 249	250 to 499	500 to 999	1,000 or more	
<b>BRISTOL—Con.</b>															
<b>55</b>	<b>Management of companies &amp; enterprises . . . . .</b>	<b>2 701</b>	<b>39 738</b>	<b>168 808</b>	<b>46</b>	<b>16</b>	<b>9</b>	<b>8</b>	<b>7</b>	<b>2</b>	<b>2</b>	—	<b>1</b>	<b>1</b>	
551	Management of companies & enterprises . . . . .	2 701	39 738	168 808	46	16	9	8	7	2	2	—	1	1	
5511	Management of companies & enterprises . . . . .	2 701	39 738	168 808	46	16	9	8	7	2	2	—	1	1	
551114	Management of companies & enterprises . . . . .	2 701	39 738	168 808	46	16	9	8	7	2	2	—	1	1	
	Corp, subsidiary & regional managing offices . . . . .	2 665	39 313	167 118	39	10	9	8	6	2	2	—	1	1	
<b>56</b>	<b>Admin, support, waste mgt, remediation services . . . . .</b>	<b>8 669</b>	<b>35 611</b>	<b>172 773</b>	<b>653</b>	<b>429</b>	<b>95</b>	<b>63</b>	<b>32</b>	<b>18</b>	<b>10</b>	<b>4</b>	<b>2</b>	—	
561	Administrative & support services . . . . .	8 140	30 636	152 140	613	404	88	62	29	15	9	4	2	—	
5611	Office administrative services . . . . .	466	3 336	16 908	36	25	5	4	—	1	—	1	—	—	
56111	Office administrative services . . . . .	466	3 336	16 908	36	25	5	4	—	1	—	1	—	—	
561110	Office administrative services . . . . .	466	3 336	16 908	36	25	5	4	—	1	—	1	—	—	
5613	Employment services . . . . .	4 916	16 795	82 010	74	17	10	8	15	13	6	3	2	—	
56131	Employment placement agencies . . . . .	833	2 495	12 020	20	8	3	2	3	2	—	2	—	—	
561310	Employment placement agencies . . . . .	833	2 495	12 020	20	8	3	2	3	2	—	2	—	—	
56132	Temporary help services . . . . .	4 027	13 984	68 016	47	8	4	3	12	11	6	1	2	—	
561320	Temporary help services . . . . .	4 027	13 984	68 016	47	8	4	3	12	11	6	1	2	—	
5614	Business support services . . . . .	(C)	(D)	(D)	40	26	6	7	1	—	—	—	—	—	
5615	Travel arrangement & reservation services . . . . .	280	1 540	6 555	71	48	15	7	1	—	—	—	—	—	
56151	Travel agencies . . . . .	173	812	3 268	60	45	13	2	—	—	—	—	—	—	
561510	Travel agencies . . . . .	173	812	3 268	60	45	13	2	—	—	—	—	—	—	
5616	Investigation & security services . . . . .	384	1 667	7 539	43	25	5	10	2	1	—	—	—	—	
56161	Investigation, guard & armored car services . . . . .	288	1 015	4 562	27	15	4	5	2	1	—	—	—	—	
561612	Security guards & patrol services . . . . .	155	325	1 387	14	5	4	3	2	—	—	—	—	—	
5617	Services to buildings & dwellings . . . . .	1 196	4 504	27 145	302	233	40	23	5	—	1	—	—	—	
56172	Janitorial services . . . . .	678	2 446	10 943	101	67	18	12	3	—	1	—	—	—	
561720	Janitorial services . . . . .	678	2 446	10 943	101	67	18	12	3	—	1	—	—	—	
56173	Landscaping services . . . . .	406	1 650	14 047	171	143	19	8	1	—	—	—	—	—	
561730	Landscaping services . . . . .	406	1 650	14 047	171	143	19	8	1	—	—	—	—	—	
5619	Other support services . . . . .	673	1 606	6 590	45	30	7	3	3	—	2	—	—	—	
56199	All other support services . . . . .	583	1 133	4 141	33	25	3	1	2	—	2	—	—	—	
561990	All other support services . . . . .	583	1 133	4 141	33	25	3	1	2	—	2	—	—	—	
562	Waste management & remediation services . . . . .	529	4 975	20 633	40	25	7	1	3	1	—	—	—	—	
5621	Waste collection . . . . .	229	1 826	8 033	18	13	2	—	1	2	—	—	—	—	
56211	Waste collection . . . . .	229	1 826	8 033	18	13	2	—	1	2	—	—	—	—	
562111	Solid waste collection . . . . .	220	1 775	7 803	15	10	2	—	1	2	—	—	—	—	
5629	Remediation & oth waste management services . . . . .	209	2 323	8 352	17	10	4	1	1	—	1	—	—	—	
56292	Materials recovery facilities . . . . .	(C)	(D)	(D)	5	2	—	—	—	—	1	—	—	—	
<b>61</b>	<b>Educational services . . . . .</b>	<b>3 594</b>	<b>13 360</b>	<b>54 967</b>	<b>99</b>	<b>57</b>	<b>11</b>	<b>9</b>	<b>13</b>	<b>5</b>	<b>2</b>	—	—	<b>2</b>	
611	Educational services . . . . .	3 594	13 360	54 967	99	57	11	9	13	5	2	—	—	2	
6111	Elementary & secondary schools . . . . .	673	2 956	12 422	26	5	2	5	10	3	1	—	—	—	
61111	Elementary & secondary schools . . . . .	673	2 956	12 422	26	5	2	5	10	3	1	—	—	—	
611110	Elementary & secondary schools . . . . .	673	2 956	12 422	26	5	2	5	10	3	1	—	—	—	
6113	Colleges, universities & professional schools . . . . .	(G)	(D)	(D)	2	—	—	—	—	—	—	—	—	2	
61131	Colleges, universities & professional schools . . . . .	(G)	(D)	(D)	2	—	—	—	—	—	—	—	—	2	
6115	Technical & trade schools . . . . .	409	1 045	4 355	17	9	3	2	—	2	1	—	—	—	
61151	Technical & trade schools . . . . .	409	1 045	4 355	17	9	3	2	—	2	1	—	—	—	
611519	Other technical & trade schools . . . . .	376	951	3 887	10	5	1	1	—	2	1	—	—	—	
6116	Other schools & instruction . . . . .	(C)	(D)	(D)	40	33	5	2	—	—	—	—	—	—	
<b>62</b>	<b>Health care and social assistance . . . . .</b>	<b>29 976</b>	<b>184 772</b>	<b>822 334</b>	<b>1 175</b>	<b>406</b>	<b>314</b>	<b>215</b>	<b>131</b>	<b>52</b>	<b>45</b>	<b>7</b>	<b>2</b>	<b>3</b>	
621	Ambulatory health care services . . . . .	8 508	65 839	302 358	693	315	197	95	54	18	12	2	—	—	
6211	Offices of physicians . . . . .	2 803	32 170	150 507	267	125	70	35	28	7	2	—	—	—	
62111	Offices of physicians . . . . .	2 803	32 170	150 507	267	125	70	35	28	7	2	—	—	—	
621111	Offices of physicians (exc mental health) . . . . .	2 761	31 542	147 768	258	120	67	34	28	7	2	—	—	—	
6212	Offices of dentists . . . . .	1 265	7 922	38 365	185	61	82	37	5	—	—	—	—	—	
62121	Offices of dentists . . . . .	1 265	7 922	38 365	185	61	82	37	5	—	—	—	—	—	
621210	Offices of dentists . . . . .	1 265	7 922	38 365	185	61	82	37	5	—	—	—	—	—	
6213	Offices of other health practitioners . . . . .	451	2 344	12 148	139	104	31	3	1	—	—	—	—	—	
62131	Offices of chiropractors . . . . .	193	1 103	5 227	51	36	12	2	1	—	—	—	—	—	
621310	Offices of chiropractors . . . . .	193	1 103	5 227	51	36	12	2	1	—	—	—	—	—	
62132	Offices of optometrists . . . . .	108	454	2 739	34	24	9	1	—	—	—	—	—	—	
621320	Offices of optometrists . . . . .	108	454	2 739	34	24	9	1	—	—	—	—	—	—	
6214	Outpatient care centers . . . . .	1 439	9 323	40 472	43	2	7	13	12	6	3	—	—	—	
62142	Outpatient mental health, substance abuse ctrs . . . . .	402	2 583	10 651	13	—	—	4	6	3	—	—	—	—	
621420	Outpatient mental health, substance abuse ctrs . . . . .	402	2 583	10 651	13	—	—	4	6	3	—	—	—	—	
62149	Other outpatient care centers . . . . .	1 037	6 740	29 821	30	2	7	9	6	3	3	—	—	—	
621498	All other outpatient care centers . . . . .	877	5 294	22 675	21	1	5	7	2	3	3	—	—	—	
6215	Medical & diagnostic laboratories . . . . .	508	3 842	17 429	15	9	1	2	2	—	—	1	—	—	
62151	Medical & diagnostic laboratories . . . . .	508	3 842	17 429	15	9	1	2	2	—	—	1	—	—	
621512	Diagnostic Imaging centers . . . . .	462	3 584	15 854	7	3	—	2	1	—	—	1	—	—	
6216	Home health care services . . . . .	1 783	8 938	37 573	34	11	4	4	4	3	7	1	—	—	
62161	Home health care services . . . . .	1 783	8 938	37 573	34	11	4	4	4	3	7	1	—	—	
621610	Home health care services . . . . .	1 783	8 938	37 573	34	11	4	4	4	3	7	1	—	—	
6219	Other ambulatory health care services . . . . .	259	1 300	5 864	10	3	2	1	2	2	—	—	—	—	
62191	Ambulance services . . . . .	(E)	(D)	(D)	9	3	1	2	2	2	—	—	—	—	

Note: Employment-size classes are indicated as follows: A—0 to 19; B—20 to 99; C—100 to 249; E—250 to 499; F—500 to 999; G—1,000 to 2,499; H—2,500 to 4,999; I—5,000 to 9,999; J—10,000 to 24,999; K—25,000 to 49,999; L—50,000 to 99,999; M—100,000 or more.

**Table 6. Counties—Employees, Payroll, and Establishments by Industry: 1999—Con.**

[Excludes most government employees, railroad employees, and self-employed persons. Size class 1 to 4 includes establishments with payroll, but no employees, during mid-March pay period. (D) denotes figures withheld to avoid disclosing data for individual companies; the data are included in broader industry totals. Detailed industries with 100 or more employees are shown if industry was not a (D). For explanation of terms, abbreviations, and data reliability/comparability, see introductory text]

NAICS code	Industry	Number of employees for week including March 12	Payroll (\$1,000)		Total number of establishments	Number of establishments by employment-size class									
			First quarter	Annual		1 to 4	5 to 9	10 to 19	20 to 49	50 to 99	100 to 249	250 to 499	500 to 999	1,000 or more	
<b>BRISTOL—Con.</b>															
<b>62 Health care and social assistance—Con.</b>															
622	Hospitals .....	8 245	61 651	269 456	10	—	—	—	1	—	3	1	2	3	
6221	General medical & surgical hospitals .....	7 045	53 683	236 633	5	—	—	—	—	—	—	—	2	3	
62211	General medical & surgical hospitals .....	7 045	53 683	236 633	5	—	—	—	—	—	—	—	2	3	
622110	General medical & surgical hospitals .....	7 045	53 683	236 633	5	—	—	—	—	—	—	—	2	3	
6222	Psychiatric & substance abuse hospitals .....	(G)	(D)	(D)	4	—	—	—	—	—	3	1	—	—	
62221	Psychiatric & substance abuse hospitals .....	(G)	(D)	(D)	4	—	—	—	—	—	3	1	—	—	
623	Nursing & residential care facilities .....	8 400	39 001	170 726	208	27	54	53	27	18	25	4	—	—	
6231	Nursing care facilities .....	5 204	25 004	108 922	45	1	1	3	6	10	22	2	—	—	
62311	Nursing care facilities .....	5 204	25 004	108 922	45	1	1	3	6	10	22	2	—	—	
623110	Nursing care facilities .....	5 204	25 004	108 922	45	1	1	3	6	10	22	2	—	—	
6232	Residential mental retardation, health facil .....	1 576	6 740	30 247	105	15	39	38	9	3	—	1	—	—	
62321	Residential mental retardation facilities .....	1 137	4 781	21 676	80	10	36	29	2	2	—	1	—	—	
623210	Residential mental retardation facilities .....	1 137	4 781	21 676	80	10	36	29	2	2	—	1	—	—	
62322	Residential mental health, subst abuse facil ..	439	1 959	8 571	25	5	3	9	7	1	—	—	—	—	
623220	Residential mental health, subst abuse facil .....	439	1 959	8 571	25	5	3	9	7	1	—	—	—	—	
6233	Community care facilities for the elderly .....	788	3 029	14 012	35	7	11	5	9	—	3	—	—	—	
62331	Community care facilities for the elderly .....	788	3 029	14 012	35	7	11	5	9	—	3	—	—	—	
6239	Other residential care facilities .....	832	4 228	17 545	23	4	3	7	3	5	—	1	—	—	
62399	Other residential care facilities .....	832	4 228	17 545	23	4	3	7	3	5	—	1	—	—	
623990	Other residential care facilities .....	832	4 228	17 545	23	4	3	7	3	5	—	1	—	—	
624	Social assistance .....	4 823	18 281	79 794	264	64	63	67	49	16	5	—	—	—	
6241	Individual & family services .....	2 268	9 786	43 055	104	24	23	25	18	11	3	—	—	—	
62411	Child & youth services .....	556	2 706	12 400	16	2	4	2	4	3	1	—	—	—	
624110	Child & youth services .....	556	2 706	12 400	16	2	4	2	4	3	1	—	—	—	
62412	Services for elderly & disabled persons .....	940	3 714	16 047	43	9	6	13	10	4	1	—	—	—	
624120	Services for elderly & disabled persons .....	940	3 714	16 047	43	9	6	13	10	4	1	—	—	—	
62419	Other individual & family services .....	772	3 366	14 608	45	13	13	10	4	4	1	—	—	—	
624190	Other individual & family services .....	772	3 366	14 608	45	13	13	10	4	4	1	—	—	—	
6242	Community, emergency & other relief services ..	162	635	2 892	16	6	3	4	3	—	—	—	—	—	
62422	Community housing services .....	142	533	2 422	11	3	1	4	3	—	—	—	—	—	
6243	Vocational rehabilitation services .....	695	1 980	9 098	19	5	3	3	5	1	2	—	—	—	
62431	Vocational rehabilitation services .....	695	1 980	9 098	19	5	3	3	5	1	2	—	—	—	
624310	Vocational rehabilitation services .....	695	1 980	9 098	19	5	3	3	5	1	2	—	—	—	
6244	Child day care services .....	1 698	5 880	24 749	125	29	34	35	23	4	—	—	—	—	
62441	Child day care services .....	1 698	5 880	24 749	125	29	34	35	23	4	—	—	—	—	
624410	Child day care services .....	1 698	5 880	24 749	125	29	34	35	23	4	—	—	—	—	
71	<b>Arts, entertainment &amp; recreation .....</b>	<b>2 584</b>	<b>6 454</b>	<b>34 625</b>	<b>168</b>	<b>87</b>	<b>31</b>	<b>21</b>	<b>23</b>	<b>2</b>	<b>2</b>	<b>2</b>	—	—	
711	Performing arts, spectator sports & related industries .....	329	1 131	5 142	22	17	3	—	1	—	1	—	—	—	
7112	Spectator sports .....	(E)	(D)	(D)	8	5	2	—	—	—	1	—	—	—	
71121	Spectator sports .....	(E)	(D)	(D)	8	5	2	—	—	—	1	—	—	—	
712	Museums, historical sites & like institutions .....	148	511	2 240	16	9	3	1	3	—	—	—	—	—	
7121	Museums, historical sites & like institutions .....	148	511	2 240	16	9	3	1	3	—	—	—	—	—	
71211	Museums .....	126	414	1 833	9	3	2	1	3	—	—	—	—	—	
712110	Museums .....	126	414	1 833	9	3	2	1	3	—	—	—	—	—	
713	Amusement, gambling & recreation industries ....	2 107	4 812	27 243	130	61	25	20	19	2	1	2	—	—	
7139	Other amusement & recreation industries .....	2 036	4 659	26 524	125	59	24	19	18	2	1	2	—	—	
71391	Golf courses & country clubs .....	527	1 751	11 950	33	9	6	8	8	2	—	—	—	—	
713910	Golf courses & country clubs .....	527	1 751	11 950	33	9	6	8	8	2	—	—	—	—	
71394	Fitness & recreational sports centers .....	1 181	1 939	9 509	40	20	6	6	5	—	1	2	—	—	
713940	Fitness & recreational sports centers .....	1 181	1 939	9 509	40	20	6	6	5	—	1	2	—	—	
71395	Bowling centers .....	150	317	1 306	8	1	2	1	4	—	—	—	—	—	
713950	Bowling centers .....	150	317	1 306	8	1	2	1	4	—	—	—	—	—	
71399	All other amusement & recreation industries ..	125	377	2 206	26	15	7	3	1	—	—	—	—	—	
713990	All other amusement & recreation industries .....	125	377	2 206	26	15	7	3	1	—	—	—	—	—	
72	<b>Accommodation &amp; food services .....</b>	<b>17 089</b>	<b>40 033</b>	<b>181 011</b>	<b>1 092</b>	<b>437</b>	<b>185</b>	<b>186</b>	<b>204</b>	<b>65</b>	<b>15</b>	—	—	—	
721	Accommodation .....	812	2 336	11 384	39	16	7	6	7	—	3	—	—	—	
7211	Traveler accommodation .....	793	2 280	10 931	32	10	7	5	7	—	3	—	—	—	
72111	Hotels (exc casino hotels) & motels .....	767	2 231	10 704	29	8	7	5	6	—	3	—	—	—	
721110	Hotels (exc casino hotels) & motels .....	767	2 231	10 704	29	8	7	5	6	—	3	—	—	—	
722	Food services & drinking places .....	16 277	37 697	169 627	1 053	421	178	180	197	65	12	—	—	—	
7221	Full-service restaurants .....	7 900	19 311	85 577	391	131	69	63	79	41	8	—	—	—	
72211	Full-service restaurants .....	7 900	19 311	85 577	391	131	69	63	79	41	8	—	—	—	
722110	Full-service restaurants .....	7 900	19 311	85 577	391	131	69	63	79	41	8	—	—	—	
7222	Limited-service eating places .....	6 782	14 662	67 312	481	186	65	97	112	21	—	—	—	—	
72221	Limited-service eating places .....	6 782	14 662	67 312	481	186	65	97	112	21	—	—	—	—	
722211	Limited-service restaurants .....	4 913	10 311	47 246	339	135	43	70	71	20	—	—	—	—	
722213	Snack & nonalcoholic beverage bars .....	1 862	4 315	19 838	138	47	22	27	41	1	—	—	—	—	
7223	Special food services .....	989	2 365	11 020	54	22	14	6	6	2	4	—	—	—	
72231	Food service contractors .....	657	1 667	7 623	33	12	10	4	3	1	3	—	—	—	
722310	Food service contractors .....	657	1 667	7 623	33	12	10	4	3	1	3	—	—	—	
72232	Caterers .....	312	653	3 205	16	7	2	2	3	1	1	—	—	—	
722320	Caterers .....	312	653	3 205	16	7	2	2	3	1	1	—	—	—	
7224	Drinking places (alcoholic beverages) .....	606	1 359	5 718	127	82	30	14	—	1	—	—	—	—	
72241	Drinking places (alcoholic beverages) .....	606	1 359	5 718	127	82	30	14	—	1	—	—	—	—	
722410	Drinking places (alcoholic beverages) .....	606	1 359	5 718	127	82	30	14	—	1	—	—	—	—	

Note: Employment-size classes are indicated as follows: A—0 to 19; B—20 to 99; C—100 to 249; E—250 to 499; F—500 to 999; G—1,000 to 2,499; H—2,500 to 4,999; I—5,000 to 9,999; J—10,000 to 24,999; K—25,000 to 49,999; L—50,000 to 99,999; M—100,000 or more.

**Table 6. Counties—Employees, Payroll, and Establishments by Industry: 1999—Con.**

[Excludes most government employees, railroad employees, and self-employed persons. Size class 1 to 4 includes establishments with payroll, but no employees, during mid-March pay period. (D) denotes figures withheld to avoid disclosing data for individual companies; the data are included in broader industry totals. Detailed industries with 100 or more employees are shown if industry was not a (D). For explanation of terms, abbreviations, and data reliability/comparability, see introductory text]

NAICS code	Industry	Number of employees for week including March 12	Payroll (\$1,000)		Total number of establishments	Number of establishments by employment-size class									
			First quarter	Annual		1 to 4	5 to 9	10 to 19	20 to 49	50 to 99	100 to 249	250 to 499	500 to 999	1,000 or more	
<b>BRISTOL—Con.</b>															
<b>81</b>	<b>Other services (except public administration)</b>	<b>7 624</b>	<b>31 016</b>	<b>135 892</b>	<b>1 319</b>	<b>869</b>	<b>279</b>	<b>118</b>	<b>38</b>	<b>11</b>	<b>3</b>	<b>1</b>	—	—	
811	Repair & maintenance	2 062	11 405	52 038	459	317	88	44	9	1	—	—	—	—	
8111	Automotive repair & maintenance	1 456	7 089	31 932	344	242	67	28	6	1	—	—	—	—	
81111	Automotive mechanical & electrical R&M	659	3 372	14 956	200	155	32	12	1	—	—	—	—	—	
811111	General automotive repair	510	2 562	11 519	163	128	25	9	1	—	—	—	—	—	
81112	Automotive body, paint, interior & glass repair	530	2 827	12 817	102	68	24	4	5	1	—	—	—	—	
811121	Automotive body, paint & interior R&M	402	2 082	9 142	82	52	24	4	4	—	—	—	—	—	
811122	Automotive glass replacement shops	128	745	3 675	20	16	2	—	1	1	—	—	—	—	
81119	Other automotive R&M	267	890	4 159	42	19	11	12	—	—	—	—	—	—	
811192	Car washes	139	455	2 262	27	16	6	5	—	—	—	—	—	—	
8112	Electronic & precision equipment R&M	188	1 615	7 029	31	19	7	3	2	—	—	—	—	—	
81121	Electronic & precision equipment R&M	188	1 615	7 029	31	19	7	3	2	—	—	—	—	—	
8113	Commercial equipment (exc auto & elec) R&M	253	1 807	8 855	41	24	8	8	1	—	—	—	—	—	
81131	Commercial equipment (exc auto & elec) R&M	253	1 807	8 855	41	24	8	8	1	—	—	—	—	—	
811310	Commercial equipment (exc auto & elec) R&M	253	1 807	8 855	41	24	8	8	1	—	—	—	—	—	
8114	Personal & household goods R&M	165	894	4 222	43	32	6	5	—	—	—	—	—	—	
812	Personal & laundry services	2 537	9 190	40 846	457	301	95	44	11	4	2	—	—	—	
8121	Personal care services	1 159	3 258	14 667	264	181	53	23	6	1	—	—	—	—	
81211	Hair, nail & skin care services	999	2 928	13 189	240	164	50	22	4	—	—	—	—	—	
812112	Beauty salons	948	2 801	12 688	221	149	46	22	4	—	—	—	—	—	
81219	Other personal care services	160	330	1 478	24	17	3	1	2	1	—	—	—	—	
8122	Death care services	265	1 535	7 059	56	35	16	4	1	—	—	—	—	—	
81221	Funeral homes	200	1 260	5 790	39	21	15	2	1	—	—	—	—	—	
812210	Funeral homes	200	1 260	5 790	39	21	15	2	1	—	—	—	—	—	
8123	Drycleaning & laundry services	943	3 800	16 201	89	51	17	12	4	3	2	—	—	—	
81231	Coin-operated laundries & drycleaners	193	442	1 986	39	26	8	4	1	—	—	—	—	—	
812310	Coin-operated laundries & drycleaners	193	442	1 986	39	26	8	4	1	—	—	—	—	—	
81232	Drycleaning & laundry services (exc coin-op)	359	1 205	5 238	41	22	8	8	1	2	—	—	—	—	
812320	Drycleaning & laundry services (exc coin-op)	359	1 205	5 238	41	22	8	8	1	2	—	—	—	—	
81233	Linen & uniform supply	391	2 153	8 977	9	3	1	—	2	1	2	—	—	—	
8129	Other personal services	170	597	2 919	48	34	9	5	—	—	—	—	—	—	
813	Religious, grantmaking, civic, prof & like organizations	3 025	10 421	43 008	403	251	96	30	18	6	1	1	—	—	
8131	Religious organizations	1 778	7 028	28 715	228	139	59	13	14	2	—	1	—	—	
81311	Religious organizations	1 778	7 028	28 715	228	139	59	13	14	2	—	1	—	—	
813110	Religious organizations	1 778	7 028	28 715	228	139	59	13	14	2	—	1	—	—	
8133	Social advocacy organizations	123	387	1 608	9	6	2	—	—	1	—	—	—	—	
81331	Social advocacy organizations	123	387	1 608	9	6	2	—	—	1	—	—	—	—	
8134	Civic & social organizations	670	1 314	5 699	70	43	16	5	2	3	1	—	—	—	
81341	Civic & social organizations	670	1 314	5 699	70	43	16	5	2	3	1	—	—	—	
813410	Civic & social organizations	670	1 314	5 699	70	43	16	5	2	3	1	—	—	—	
8139	Business, labor, political, like organizations	370	1 228	5 139	86	58	19	8	1	—	—	—	—	—	
81393	Labor unions & similar labor organizations	223	469	2 061	50	34	11	4	1	—	—	—	—	—	
813930	Labor unions & similar labor organizations	223	469	2 061	50	34	11	4	1	—	—	—	—	—	
<b>95</b>	<b>Auxiliaries (exc corporate, subsidiary &amp; regional mgt)</b>	<b>1 780</b>	<b>13 401</b>	<b>59 304</b>	<b>18</b>	<b>2</b>	<b>2</b>	<b>3</b>	<b>5</b>	<b>2</b>	<b>1</b>	<b>2</b>	<b>1</b>	—	
<b>99</b>	<b>Unclassified establishments</b>	<b>1 202</b>	<b>1 140</b>	<b>10 193</b>	<b>562</b>	<b>489</b>	<b>67</b>	<b>3</b>	<b>3</b>	—	—	—	—	—	
<b>DUKES</b>															
	<b>Total</b>	<b>4 938</b>	<b>28 411</b>	<b>159 984</b>	<b>986</b>	<b>679</b>	<b>182</b>	<b>89</b>	<b>28</b>	<b>4</b>	<b>4</b>	—	—	—	
<b>11</b>	<b>Forestry, fishing, hunting, and agriculture support</b>	<b>8</b>	<b>53</b>	<b>247</b>	<b>4</b>	<b>3</b>	<b>1</b>	—	—	—	—	—	—	—	
<b>22</b>	<b>Utilities</b>	<b>(B)</b>	<b>(D)</b>	<b>(D)</b>	<b>2</b>	—	<b>1</b>	<b>1</b>	—	—	—	—	—	—	
<b>23</b>	<b>Construction</b>	<b>526</b>	<b>3 688</b>	<b>17 738</b>	<b>145</b>	<b>110</b>	<b>22</b>	<b>11</b>	<b>2</b>	—	—	—	—	—	
233	Building, developing & general contracting	257	1 892	9 201	65	44	13	8	—	—	—	—	—	—	
2332	Residential building construction	(C)	(D)	(D)	61	43	12	6	—	—	—	—	—	—	
23321	Single-family housing construction	228	1 728	8 427	60	42	12	6	—	—	—	—	—	—	
233210	Single-family housing construction	228	1 728	8 427	60	42	12	6	—	—	—	—	—	—	
235	Special trade contractors	(C)	(D)	(D)	74	62	8	2	2	—	—	—	—	—	
<b>31-33</b>	<b>Manufacturing</b>	<b>84</b>	<b>471</b>	<b>2 731</b>	<b>20</b>	<b>14</b>	<b>2</b>	<b>4</b>	—	—	—	—	—	—	
<b>42</b>	<b>Wholesale trade</b>	<b>86</b>	<b>478</b>	<b>3 521</b>	<b>27</b>	<b>21</b>	<b>4</b>	<b>2</b>	—	—	—	—	—	—	
<b>44-45</b>	<b>Retail trade</b>	<b>1 061</b>	<b>5 176</b>	<b>29 196</b>	<b>211</b>	<b>141</b>	<b>42</b>	<b>20</b>	<b>6</b>	<b>2</b>	—	—	—	—	
444	Bldg material & garden equip & supp dealers	136	805	4 786	17	7	6	2	2	—	—	—	—	—	
4441	Building material & supplies dealers	(C)	(D)	(D)	16	7	5	2	2	—	—	—	—	—	
445	Food & beverage stores	330	1 584	8 989	34	20	5	4	3	2	—	—	—	—	
4451	Grocery stores	(E)	(D)	(D)	17	9	1	3	2	2	—	—	—	—	
44511	Grocery (except convenience) stores	231	1 065	6 344	14	8	—	2	2	2	—	—	—	—	
445110	Grocery (except convenience) stores	231	1 065	6 344	14	8	—	2	2	2	—	—	—	—	
448	Clothing & clothing accessories stores	109	392	3 018	47	40	5	2	—	—	—	—	—	—	
<b>48-49</b>	<b>Transportation &amp; warehousing</b>	<b>139</b>	<b>832</b>	<b>4 786</b>	<b>29</b>	<b>16</b>	<b>7</b>	<b>6</b>	—	—	—	—	—	—	
<b>51</b>	<b>Information</b>	<b>102</b>	<b>687</b>	<b>3 827</b>	<b>13</b>	<b>6</b>	<b>3</b>	<b>2</b>	<b>2</b>	—	—	—	—	—	

Note: Employment-size classes are indicated as follows: A—0 to 19; B—20 to 99; C—100 to 249; E—250 to 499; F—500 to 999; G—1,000 to 2,499; H—2,500 to 4,999; I—5,000 to 9,999; J—10,000 to 24,999; K—25,000 to 49,999; L—50,000 to 99,999; M—100,000 or more.

**Table 6. Counties—Employees, Payroll, and Establishments by Industry: 1999—Con.**

[Excludes most government employees, railroad employees, and self-employed persons. Size class 1 to 4 includes establishments with payroll, but no employees, during mid-March pay period. (D) denotes figures withheld to avoid disclosing data for individual companies; the data are included in broader industry totals. Detailed industries with 100 or more employees are shown if industry was not a (D). For explanation of terms, abbreviations, and data reliability/comparability, see introductory text]

NAICS code	Industry	Number of employees for week including March 12	Payroll (\$1,000)		Total number of establishments	Number of establishments by employment-size class									
			First quarter	Annual		1 to 4	5 to 9	10 to 19	20 to 49	50 to 99	100 to 249	250 to 499	500 to 999	1,000 or more	
<b>DUKES—Con.</b>															
<b>52</b>	<b>Finance &amp; insurance</b> .....	<b>242</b>	<b>2 346</b>	<b>10 852</b>	<b>28</b>	<b>12</b>	<b>8</b>	<b>4</b>	<b>4</b>	—	—	—	—	—	
522	Credit intermediation & related activities .....	159	1 253	5 551	16	5	6	2	3	—	—	—	—	—	
5221	Depository credit intermediation .....	(C)	(D)	(D)	14	3	6	2	3	—	—	—	—	—	
52212	Savings institutions .....	(C)	(D)	(D)	10	2	4	1	3	—	—	—	—	—	
<b>53</b>	<b>Real estate &amp; rental &amp; leasing</b> .....	<b>142</b>	<b>798</b>	<b>5 120</b>	<b>52</b>	<b>39</b>	<b>10</b>	<b>3</b>	—	—	—	—	—	—	
<b>54</b>	<b>Professional, scientific &amp; technical services</b> .....	<b>(C)</b>	<b>(D)</b>	<b>(D)</b>	<b>55</b>	<b>41</b>	<b>10</b>	<b>4</b>	—	—	—	—	—	—	
541	Professional, scientific & technical services .....	(C)	(D)	(D)	55	41	10	4	—	—	—	—	—	—	
<b>55</b>	<b>Management of companies &amp; enterprises</b> .....	<b>(A)</b>	<b>(D)</b>	<b>(D)</b>	<b>1</b>	—	—	<b>1</b>	—	—	—	—	—	—	
<b>56</b>	<b>Admin, support, waste mgmt, remediation services</b> .....	<b>175</b>	<b>825</b>	<b>5 984</b>	<b>46</b>	<b>32</b>	<b>8</b>	<b>5</b>	<b>1</b>	—	—	—	—	—	
561	Administrative & support services .....	(C)	(D)	(D)	42	29	8	5	—	—	—	—	—	—	
5617	Services to buildings & dwellings .....	105	457	4 233	35	26	5	4	—	—	—	—	—	—	
<b>61</b>	<b>Educational services</b> .....	<b>30</b>	<b>142</b>	<b>712</b>	<b>14</b>	<b>11</b>	<b>2</b>	<b>1</b>	—	—	—	—	—	—	
<b>62</b>	<b>Health care and social assistance</b> .....	<b>745</b>	<b>4 626</b>	<b>20 713</b>	<b>64</b>	<b>39</b>	<b>15</b>	<b>2</b>	<b>6</b>	—	<b>2</b>	—	—	—	
621	Ambulatory health care services .....	210	1 241	6 016	35	24	8	—	3	—	—	—	—	—	
622	Hospitals .....	(C)	(D)	(D)	1	—	—	—	—	—	1	—	—	—	
6221	General medical & surgical hospitals .....	(C)	(D)	(D)	1	—	—	—	—	—	1	—	—	—	
62211	General medical & surgical hospitals .....	(C)	(D)	(D)	1	—	—	—	—	—	1	—	—	—	
623	Nursing & residential care facilities .....	(C)	(D)	(D)	4	1	1	1	—	—	1	—	—	—	
6231	Nursing care facilities .....	(C)	(D)	(D)	1	—	—	—	—	—	1	—	—	—	
62311	Nursing care facilities .....	(C)	(D)	(D)	1	—	—	—	—	—	1	—	—	—	
624	Social assistance .....	(C)	(D)	(D)	24	14	6	1	3	—	—	—	—	—	
<b>71</b>	<b>Arts, entertainment &amp; recreation</b> .....	<b>130</b>	<b>751</b>	<b>6 022</b>	<b>36</b>	<b>25</b>	<b>8</b>	<b>3</b>	—	—	—	—	—	—	
<b>72</b>	<b>Accommodation &amp; food services</b> .....	<b>965</b>	<b>4 535</b>	<b>33 760</b>	<b>139</b>	<b>94</b>	<b>17</b>	<b>18</b>	<b>6</b>	<b>2</b>	<b>2</b>	—	—	—	
721	Accommodation .....	338	1 980	13 501	39	25	5	6	1	2	—	—	—	—	
7211	Traveler accommodation .....	335	1 959	13 201	34	20	5	6	1	2	—	—	—	—	
72111	Hotels (exc casino hotels) & motels .....	271	1 708	11 989	22	11	4	5	—	2	—	—	—	—	
721110	Hotels (exc casino hotels) & motels .....	271	1 708	11 989	22	11	4	5	—	2	—	—	—	—	
722	Food services & drinking places .....	627	2 555	20 259	100	69	12	12	5	—	2	—	—	—	
7221	Full-service restaurants .....	459	1 927	15 546	45	26	5	9	3	—	2	—	—	—	
72211	Full-service restaurants .....	459	1 927	15 546	45	26	5	9	3	—	2	—	—	—	
722110	Full-service restaurants .....	459	1 927	15 546	45	26	5	9	3	—	2	—	—	—	
<b>81</b>	<b>Other services (except public administration)</b> .....	<b>256</b>	<b>1 238</b>	<b>5 799</b>	<b>75</b>	<b>54</b>	<b>18</b>	<b>2</b>	<b>1</b>	—	—	—	—	—	
813	Religious, grantmaking, civic, prof & like organizations .....	156	715	3 337	34	20	11	2	1	—	—	—	—	—	
<b>99</b>	<b>Unclassified establishments</b> .....	<b>39</b>	<b>66</b>	<b>608</b>	<b>25</b>	<b>21</b>	<b>4</b>	—	—	—	—	—	—	—	
<b>ESSEX</b>															
	<b>Total</b> .....	<b>272 086</b>	<b>2 046 185</b>	<b>9 172 958</b>	<b>18 270</b>	<b>10 189</b>	<b>3 445</b>	<b>2 189</b>	<b>1 456</b>	<b>528</b>	<b>351</b>	<b>70</b>	<b>29</b>	<b>13</b>	
<b>11</b>	<b>Forestry, fishing, hunting, and agriculture support</b> .....	<b>236</b>	<b>824</b>	<b>3 957</b>	<b>84</b>	<b>63</b>	<b>16</b>	<b>5</b>	—	—	—	—	—	—	
114	Fishing, hunting & trapping .....	(C)	(D)	(D)	65	50	12	3	—	—	—	—	—	—	
1141	Fishing .....	(C)	(D)	(D)	65	50	12	3	—	—	—	—	—	—	
11411	Fishing .....	(C)	(D)	(D)	65	50	12	3	—	—	—	—	—	—	
114111	Finfish fishing .....	117	503	2 125	45	35	8	2	—	—	—	—	—	—	
<b>21</b>	<b>Mining</b> .....	<b>102</b>	<b>692</b>	<b>3 801</b>	<b>6</b>	<b>1</b>	<b>2</b>	<b>1</b>	<b>1</b>	<b>1</b>	—	—	—	—	
212	Mining (except oil & gas) .....	102	692	3 801	6	1	2	1	1	1	—	—	—	—	
2123	Nonmetallic mineral mining & quarrying .....	102	692	3 801	6	1	2	1	1	1	—	—	—	—	
<b>22</b>	<b>Utilities</b> .....	<b>845</b>	<b>12 487</b>	<b>49 113</b>	<b>14</b>	<b>4</b>	<b>2</b>	<b>2</b>	<b>1</b>	<b>3</b>	<b>1</b>	<b>1</b>	—	—	
221	Utilities .....	845	12 487	49 113	14	4	2	2	1	3	1	1	—	—	
2211	Elec pwr generation, transmsn & distribution .....	(F)	(D)	(D)	7	2	—	2	—	1	1	1	—	—	
22111	Electric power generation .....	(C)	(D)	(D)	2	—	—	1	—	—	1	—	—	—	
22112	Electric pwr transmsn, control & distribution .....	(E)	(D)	(D)	5	2	—	1	—	1	—	1	—	—	
2212	Natural gas distribution .....	(C)	(D)	(D)	6	1	2	—	1	2	—	—	—	—	
22121	Natural gas distribution .....	(C)	(D)	(D)	6	1	2	—	1	2	—	—	—	—	

Note: Employment-size classes are indicated as follows: A—0 to 19; B—20 to 99; C—100 to 249; E—250 to 499; F—500 to 999; G—1,000 to 2,499; H—2,500 to 4,999; I—5,000 to 9,999; J—10,000 to 24,999; K—25,000 to 49,999; L—50,000 to 99,999; M—100,000 or more.

**Table 6. Counties—Employees, Payroll, and Establishments by Industry: 1999—Con.**

[Excludes most government employees, railroad employees, and self-employed persons. Size class 1 to 4 includes establishments with payroll, but no employees, during mid-March pay period. (D) denotes figures withheld to avoid disclosing data for individual companies; the data are included in broader industry totals. Detailed industries with 100 or more employees are shown if industry was not a (D). For explanation of terms, abbreviations, and data reliability/comparability, see introductory text]

NAICS code	Industry	Number of employees for week including March 12	Payroll (\$1,000)		Total number of establishments	Number of establishments by employment-size class								
			First quarter	Annual		1 to 4	5 to 9	10 to 19	20 to 49	50 to 99	100 to 249	250 to 499	500 to 999	1,000 or more
<b>ESSEX—Con.</b>														
<b>23</b>	<b>Construction</b>	<b>10 249</b>	<b>87 679</b>	<b>434 652</b>	<b>1 670</b>	<b>1 154</b>	<b>286</b>	<b>132</b>	<b>69</b>	<b>16</b>	<b>13</b>	—	—	—
233	Building, developing & general contracting	2 283	20 626	92 609	478	340	91	31	13	1	2	—	—	—
2332	Residential building construction	1 134	7 622	37 126	368	289	64	12	3	—	—	—	—	—
23321	Single-family housing construction	1 087	7 337	35 605	356	280	62	11	3	—	—	—	—	—
233210	Single-family housing construction	1 087	7 337	35 605	356	280	62	11	3	—	—	—	—	—
2333	Nonresidential building construction	1 084	12 512	53 044	87	34	23	17	10	1	2	—	—	—
23331	Mfg & industrial building construction	220	1 823	7 362	19	7	3	5	3	1	—	—	—	—
233310	Mfg & industrial building construction	220	1 823	7 362	19	7	3	5	3	1	—	—	—	—
23332	Commercial & institutional bldg construction	864	10 689	45 682	68	27	20	12	7	—	2	—	—	—
233320	Commercial & institutional bldg construction	864	10 689	45 682	68	27	20	12	7	—	2	—	—	—
234	Heavy construction	1 543	15 418	82 939	109	52	21	13	14	6	3	—	—	—
2341	Highway, street, bridge & tunnel construction	440	4 011	22 841	32	20	2	4	3	2	1	—	—	—
23411	Highway & street construction	229	2 087	13 712	29	20	2	3	3	1	—	—	—	—
234110	Highway & street construction	229	2 087	13 712	29	20	2	3	3	1	—	—	—	—
23412	Bridge & tunnel construction	211	1 924	9 129	3	—	—	1	—	1	1	—	—	—
234120	Bridge & tunnel construction	211	1 924	9 129	3	—	—	1	—	1	1	—	—	—
2349	Other heavy construction	1 103	11 407	60 098	77	32	19	9	11	4	2	—	—	—
23491	Water, sewer & pipeline construction	311	3 077	16 952	18	3	5	2	7	1	—	—	—	—
234910	Water, sewer & pipeline construction	311	3 077	16 952	18	3	5	2	7	1	—	—	—	—
23492	Pwr, communication transmsn line construction	(C)	(D)	(D)	10	2	6	—	1	—	1	—	—	—
23499	All other heavy construction	599	6 459	31 448	48	27	8	7	2	3	1	—	—	—
234990	All other heavy construction	599	6 459	31 448	48	27	8	7	2	3	1	—	—	—
235	Special trade contractors	6 423	51 635	259 104	1 083	762	174	88	42	9	8	—	—	—
2351	Plumbing, heating & AC contractor	1 889	18 133	85 492	239	146	49	22	16	5	1	—	—	—
23511	Plumbing, heating & AC contractor	1 889	18 133	85 492	239	146	49	22	16	5	1	—	—	—
235110	Plumbing, heating & AC contractor	1 889	18 133	85 492	239	146	49	22	16	5	1	—	—	—
2352	Painting & wall covering contractors	253	1 242	7 984	106	92	8	4	2	—	—	—	—	—
23521	Painting & wall covering contractors	253	1 242	7 984	106	92	8	4	2	—	—	—	—	—
235210	Painting & wall covering contractors	253	1 242	7 984	106	92	8	4	2	—	—	—	—	—
2353	Electrical contractors	1 169	10 120	48 838	195	130	35	20	8	1	1	—	—	—
23531	Electrical contractors	1 169	10 120	48 838	195	130	35	20	8	1	1	—	—	—
235310	Electrical contractors	1 169	10 120	48 838	195	130	35	20	8	1	1	—	—	—
2354	Masonry, drywall, insulation, tile contractors	718	5 738	27 189	98	69	14	9	3	2	1	—	—	—
23541	Masonry & stone contractors	379	3 365	15 543	55	40	9	3	1	1	1	—	—	—
235410	Masonry & stone contractors	379	3 365	15 543	55	40	9	3	1	1	1	—	—	—
23542	Drywall, acoustical & insulation contractors	280	1 806	8 618	33	22	3	6	1	—	—	—	—	—
235420	Drywall, acoustical & insulation contractors	280	1 806	8 618	33	22	3	6	1	—	—	—	—	—
2355	Carpentry & floor contractors	648	3 864	19 269	181	148	20	9	3	—	1	—	—	—
23551	Carpentry contractors	577	3 470	17 352	153	126	15	8	3	—	1	—	—	—
235510	Carpentry contractors	577	3 470	17 352	153	126	15	8	3	—	1	—	—	—
2356	Roofing, siding, & sheet metal contractors	278	1 733	9 335	49	32	10	4	3	—	—	—	—	—
23561	Roofing, siding, & sheet metal contractors	278	1 733	9 335	49	32	10	4	3	—	—	—	—	—
235610	Roofing, siding, & sheet metal contractors	278	1 733	9 335	49	32	10	4	3	—	—	—	—	—
2357	Concrete contractors	267	1 961	11 126	43	29	7	4	2	1	—	—	—	—
23571	Concrete contractors	267	1 961	11 126	43	29	7	4	2	1	—	—	—	—
235710	Concrete contractors	267	1 961	11 126	43	29	7	4	2	1	—	—	—	—
2359	Other special trade contractors	1 186	8 693	48 966	169	114	30	16	5	1	3	—	—	—
23591	Structural steel erection contractors	245	2 103	13 963	9	4	2	—	2	—	1	—	—	—
235910	Structural steel erection contractors	245	2 103	13 963	9	4	2	—	2	—	1	—	—	—
23592	Glass & glazing contractors	156	1 580	5 924	13	8	2	2	—	—	1	—	—	—
235920	Glass & glazing contractors	156	1 580	5 924	13	8	2	2	—	—	1	—	—	—
23593	Excavation contractors	180	1 337	7 451	55	41	10	3	1	—	—	—	—	—
235930	Excavation contractors	180	1 337	7 451	55	41	10	3	1	—	—	—	—	—
23599	All other special trade contractors	513	3 168	18 381	76	49	15	10	—	1	1	—	—	—
235990	All other special trade contractors	513	3 168	18 381	76	49	15	10	—	1	1	—	—	—
<b>31-33</b>	<b>Manufacturing</b>	<b>53 386</b>	<b>549 521</b>	<b>2 453 036</b>	<b>1 166</b>	<b>370</b>	<b>205</b>	<b>205</b>	<b>191</b>	<b>100</b>	<b>63</b>	<b>17</b>	<b>9</b>	<b>6</b>
311	Food mfg	3 921	29 227	121 001	97	28	19	15	19	6	7	1	2	—
3113	Sugar & confectionery product mfg	401	1 042	4 352	17	3	4	4	4	1	1	—	—	—
31133	Confectionery mfg from purchased chocolate	287	764	3 167	12	2	3	3	3	—	1	—	—	—
311330	Confectionery mfg from purchased chocolate	287	764	3 167	12	2	3	3	3	—	1	—	—	—
3114	Fruit & veg preserving & specialty food mfg	268	791	4 019	5	—	2	—	1	1	1	—	—	—
31141	Frozen food mfg	(E)	(D)	(D)	4	—	1	—	1	1	1	—	—	—
3115	Dairy product mfg	943	8 636	34 998	5	1	—	—	1	1	1	—	1	—
31151	Dairy product (exc frozen) mfg	(F)	(D)	(D)	3	1	—	—	—	—	1	—	1	—
3116	Animal slaughtering & processing	(C)	(D)	(D)	1	—	—	—	—	—	1	—	—	—
31161	Animal slaughtering & processing	(C)	(D)	(D)	1	—	—	—	—	—	1	—	—	—
3117	Seafood product preparation & packaging	965	11 629	45 861	12	5	1	1	2	1	—	1	1	—
31171	Seafood product preparation & packaging	965	11 629	45 861	12	5	1	1	2	1	—	1	1	—
3118	Bakeries & tortilla mfg	1 064	5 231	23 489	48	14	10	9	11	1	3	—	—	—
31181	Bread & bakery product mfg	(F)	(D)	(D)	46	14	10	8	11	1	2	—	—	—
311812	Commercial bakeries	428	1 965	8 793	16	3	2	2	7	1	1	—	—	—
311813	Frozen cakes, pies & other pastries mfg	197	1 347	6 100	3	—	—	1	1	—	1	—	—	—
31182	Cookie, cracker & pasta mfg	(C)	(D)	(D)	2	—	—	—	—	—	1	—	—	—
313	Textile mills	1 806	17 652	70 427	18	4	5	2	4	2	—	—	—	1
3133	Textile, fabric finishing, fabric coating mills	1 741	17 134	68 076	11	2	2	1	3	2	—	—	—	1
31331	Textile & fabric finishing mills	1 654	16 324	64 696	7	1	2	—	1	2	—	—	—	1
314	Textile product mills	491	4 079	13 795	23	13	3	3	2	1	—	1	—	—
3149	Other textile product mills	(E)	(D)	(D)	20	12	2	3	2	—	—	1	—	—
31499	All other textile product mills	365	3 102	9 747	12	6	1	3	1	—	—	1	—	—
314999	All other miscellaneous textile product mills	365	3 102	9 747	12	6	1	3	1	—	—	1	—	—

Note: Employment-size classes are indicated as follows: A—0 to 19; B—20 to 99; C—100 to 249; E—250 to 499; F—500 to 999; G—1,000 to 2,499; H—2,500 to 4,999; I—5,000 to 9,999; J—10,000 to 24,999; K—25,000 to 49,999; L—50,000 to 99,999; M—100,000 or more.

**Table 6. Counties—Employees, Payroll, and Establishments by Industry: 1999—Con.**

[Excludes most government employees, railroad employees, and self-employed persons. Size class 1 to 4 includes establishments with payroll, but no employees, during mid-March pay period. (D) denotes figures withheld to avoid disclosing data for individual companies; the data are included in broader industry totals. Detailed industries with 100 or more employees are shown if industry was not a (D). For explanation of terms, abbreviations, and data reliability/comparability, see introductory text]

NAICS code	Industry	Number of employees for week including March 12	Payroll (\$1,000)		Total number of establishments	Number of establishments by employment-size class								
			First quarter	Annual		1 to 4	5 to 9	10 to 19	20 to 49	50 to 99	100 to 249	250 to 499	500 to 999	1,000 or more
<b>ESSEX—Con.</b>														
<b>31-33 Manufacturing—Con.</b>														
315	Apparel manufacturing	744	4 070	17 774	25	14	3	2	2	2	1	1	—	—
3152	Cut & sew apparel mfg	710	3 952	17 231	19	10	2	1	2	2	1	1	—	—
31522	Men's, boys' cut & sew apparel mfg	(E)	(D)	(D)	2	1	—	—	—	—	—	1	—	—
31523	Women's, girls' cut & sew apparel mfg	293	2 051	9 279	6	2	1	—	—	2	1	—	—	—
316	Leather & allied product mfg	1 591	8 887	39 296	38	15	3	8	6	1	3	1	1	—
3161	Leather & hide tanning & finishing	259	2 012	7 737	17	6	2	5	3	1	—	—	—	—
31611	Leather & hide tanning & finishing	259	2 012	7 737	17	6	2	5	3	1	—	—	—	—
316110	Leather & hide tanning & finishing	259	2 012	7 737	17	6	2	5	3	1	—	—	—	—
3162	Footwear mfg	1 011	5 150	23 852	7	3	—	1	—	—	1	1	1	—
31621	Footwear mfg	1 011	5 150	23 852	7	3	—	1	—	—	1	1	1	—
3169	Other leather & allied product mfg	321	1 725	7 707	14	6	1	2	3	—	2	—	—	—
31699	Other leather & allied product mfg	321	1 725	7 707	14	6	1	2	3	—	2	—	—	—
316993	Personal leather good (exc purse) mfg	207	1 068	4 771	5	3	—	—	—	—	2	—	—	—
321	Wood product mfg	239	1 347	6 157	24	11	5	5	3	—	—	—	—	—
3219	Other wood product mfg	(C)	(D)	(D)	21	9	5	5	2	—	—	—	—	—
32191	Millwork	114	728	3 245	12	6	2	3	1	—	—	—	—	—
322	Paper mfg	1 393	11 977	50 803	23	2	3	3	5	3	7	—	—	—
3221	Pulp, paper & paperboard mills	(E)	(D)	(D)	3	—	—	—	—	—	3	—	—	—
32212	Paper mills	(C)	(D)	(D)	1	—	—	—	—	—	1	—	—	—
32213	Paperboard mills	(E)	(D)	(D)	2	—	—	—	—	—	2	—	—	—
3222	Converted paper product mfg	(F)	(D)	(D)	20	2	3	3	5	3	4	—	—	—
32221	Paperboard container mfg	644	3 920	18 464	14	1	2	2	5	2	2	—	—	—
322211	Corrugated & solid fiber box mfg	211	1 267	5 827	4	—	2	1	—	—	1	—	—	—
322212	Folding paperboard box mfg	281	1 729	8 103	6	1	—	1	2	1	1	—	—	—
32223	Stationery product mfg	(C)	(D)	(D)	2	—	1	—	—	—	1	—	—	—
32229	Other converted paper product mfg	175	1 457	5 452	3	—	—	1	—	1	1	—	—	—
322299	All other converted paper product mfg	175	1 457	5 452	3	—	—	1	—	1	1	—	—	—
323	Printing & related support activities	1 523	12 738	56 494	108	38	29	21	13	5	2	—	—	—
3231	Printing & related support activities	1 523	12 738	56 494	108	38	29	21	13	5	2	—	—	—
32311	Printing	1 295	10 328	46 908	98	35	27	18	12	5	1	—	—	—
323110	Commercial lithographic printing	630	5 517	25 113	41	10	11	10	8	1	—	—	—	—
323112	Commercial flexographic printing	135	1 146	4 819	4	—	—	2	1	1	—	—	—	—
323113	Commercial screen printing	217	1 543	7 830	15	4	5	3	2	1	—	—	—	—
32312	Printing support activities	228	2 410	9 586	10	3	2	3	1	—	1	—	—	—
325	Chemical mfg	4 061	58 088	232 216	67	17	17	8	11	3	7	2	2	—
3251	Basic chemical mfg	404	5 271	35 317	8	—	3	—	4	—	1	—	—	—
32519	Other basic organic chemical mfg	(E)	(D)	(D)	6	—	2	—	3	—	1	—	—	—
3252	Resin, syn rubber, artf & syn fibers, fil mfg	(E)	(D)	(D)	5	1	1	1	—	1	—	1	—	—
32521	Resin & synthetic rubber mfg	(E)	(D)	(D)	5	1	1	1	—	1	—	1	—	—
3254	Pharmaceutical & medicine mfg	(G)	(D)	(D)	11	6	2	—	1	—	1	—	1	—
32541	Pharmaceutical & medicine mfg	(G)	(D)	(D)	11	6	2	—	1	—	1	—	1	—
3255	Paint, coating & adhesive mfg	469	5 245	22 150	16	3	4	4	2	1	2	—	—	—
32551	Paint & coating mfg	145	1 644	7 046	6	1	2	2	—	—	1	—	—	—
325510	Paint & coating mfg	145	1 644	7 046	6	1	2	2	—	—	1	—	—	—
32552	Adhesive mfg	324	3 601	15 104	10	2	2	2	2	1	1	—	—	—
325520	Adhesive mfg	324	3 601	15 104	10	2	2	2	2	1	1	—	—	—
3256	Soap, cleaners & toilet preparation mfg	1 027	12 123	47 822	12	4	2	1	2	—	1	1	1	—
32561	Soap & cleaning compound mfg	(C)	(D)	(D)	9	3	2	1	2	—	1	—	—	—
325613	Surface active agent mfg	208	2 588	10 463	5	1	1	—	2	—	1	—	—	—
32562	Toilet preparation mfg	(F)	(D)	(D)	3	1	—	—	—	—	—	1	1	—
3259	Other chemical product & preparation mfg	522	6 575	26 399	12	1	4	2	2	1	2	—	—	—
32599	All other chemical product & preparation mfg	(E)	(D)	(D)	11	1	4	2	1	1	2	—	—	—
325998	All oth misc chemical product & prep mfg	311	4 526	17 796	5	—	2	1	—	1	—	—	—	—
326	Plastics & rubber products mfg	2 231	17 553	80 991	53	11	6	9	12	10	3	2	—	—
3261	Plastics product mfg	2 076	16 157	75 206	47	11	5	7	10	9	3	2	—	—
32611	Unsupported plastics film, sheet, & bag mfg	667	4 764	24 893	5	—	—	2	1	—	2	—	—	—
32615	Foam product (exc polystyrene) mfg	336	3 348	14 009	5	1	—	—	1	2	1	—	—	—
326150	Foam product (exc polystyrene) mfg	336	3 348	14 009	5	1	—	—	1	2	1	—	—	—
32616	Plastics bottle mfg	(C)	(D)	(D)	2	—	—	1	—	1	—	—	—	—
32619	Other plastics product mfg	925	6 822	31 005	31	9	5	3	7	5	2	—	—	—
326199	All other plastics product mfg	925	6 822	31 005	31	9	5	3	7	5	2	—	—	—
3262	Rubber product mfg	155	1 396	5 785	6	—	1	2	2	1	—	—	—	—
327	Nonmetallic mineral product mfg	568	4 110	18 072	23	8	3	3	5	3	1	—	—	—
3271	Clay product & refractory mfg	304	2 002	8 542	6	1	—	1	1	2	1	—	—	—
32711	Pottery, ceramics & plumbing fixture mfg	(E)	(D)	(D)	5	1	—	1	—	2	1	—	—	—
3279	Other nonmetallic mineral product mfg	(C)	(D)	(D)	5	1	—	1	2	1	—	—	—	—
331	Primary metal mfg	(C)	(D)	(D)	7	2	2	1	1	1	—	—	—	—
332	Fabricated metal product mfg	4 718	40 383	190 253	264	81	50	66	48	12	7	—	—	—
3321	Forging & stamping	250	2 286	10 506	9	1	4	2	—	1	1	—	—	—
33211	Forging & stamping	250	2 286	10 506	9	1	4	2	—	1	1	—	—	—
332116	Metal stamping	222	1 948	9 169	5	1	1	1	—	1	1	—	—	—
3323	Architectural & structural metals mfg	703	6 124	28 583	46	13	9	12	10	2	—	—	—	—
33231	Plate work & fabricated structural prod mfg	196	1 755	6 116	12	3	1	5	2	1	—	—	—	—
332312	Fabricated structural metal mfg	118	1 158	3 215	5	1	—	2	1	—	—	—	—	—
33232	Ornamental & architectural metal prod mfg	507	4 369	22 467	34	10	8	7	8	1	—	—	—	—
332322	Sheet metal work mfg	441	3 776	18 970	25	4	8	5	7	1	—	—	—	—
3324	Boiler, tank & shipping container mfg	260	2 468	9 432	10	4	1	2	2	—	1	—	—	—
33243	Light gauge metal container mfg	233	2 256	8 487	6	2	1	—	2	—	1	—	—	—

Note: Employment-size classes are indicated as follows: A—0 to 19; B—20 to 99; C—100 to 249; E—250 to 499; F—500 to 999; G—1,000 to 2,499; H—2,500 to 4,999; I—5,000 to 9,999; J—10,000 to 24,999; K—25,000 to 49,999; L—50,000 to 99,999; M—100,000 or more.

**Table 6. Counties—Employees, Payroll, and Establishments by Industry: 1999—Con.**

[Excludes most government employees, railroad employees, and self-employed persons. Size class 1 to 4 includes establishments with payroll, but no employees, during mid-March pay period. (D) denotes figures withheld to avoid disclosing data for individual companies; the data are included in broader industry totals. Detailed industries with 100 or more employees are shown if industry was not a (D). For explanation of terms, abbreviations, and data reliability/comparability, see introductory text]

NAICS code	Industry	Number of employees for week including March 12	Payroll (\$1,000)		Total number of establishments	Number of establishments by employment-size class									
			First quarter	Annual		1 to 4	5 to 9	10 to 19	20 to 49	50 to 99	100 to 249	250 to 499	500 to 999	1,000 or more	
<b>ESSEX—Con.</b>															
<b>31-33 Manufacturing—Con.</b>															
332	Fabricated metal product mfg—Con.														
3327	Mach shops, turn prod, screw, nut, bolt mfg . . .	2 292	19 770	100 128	150	50	30	36	27	5	2	—	—	—	
33271	Machine shops . . . . .	1 822	15 259	83 847	133	49	27	32	21	2	2	—	—	—	
332710	Machine shops . . . . .	1 822	15 259	83 847	133	49	27	32	21	2	2	—	—	—	
33272	Turned product & screw, nut & bolt mfg . . . . .	470	4 511	16 281	17	1	3	4	6	3	—	—	—	—	
332721	Precision turned product mfg . . . . .	225	1 976	8 911	9	1	1	2	4	1	—	—	—	—	
332722	Bolt, nut, screw, rivet & washer mfg . . . . .	245	2 535	7 370	8	—	2	2	2	2	—	—	—	—	
3328	Coating, engrave, heat treating & oth activity . . .	659	4 928	20 366	27	6	4	6	7	3	1	—	—	—	
33281	Coating, engrave, heat treating & oth activity . . .	659	4 928	20 366	27	6	4	6	7	3	1	—	—	—	
332813	Electropl, plating, polish, anodize, coloring . . .	416	3 021	11 450	17	5	2	3	5	1	1	—	—	—	
3329	Other fabricated metal product mfg . . . . .	476	4 211	18 576	14	5	—	4	2	1	2	—	—	—	
33291	Metal valve mfg . . . . .	160	1 724	7 545	4	1	—	2	—	—	1	—	—	—	
33299	All other fabricated metal product mfg . . . . .	316	2 487	11 031	10	4	—	2	2	1	1	—	—	—	
333	Machinery mfg . . . . .	4 976	58 446	261 686	96	34	10	12	17	13	7	1	2	—	
3332	Industrial machinery mfg . . . . .	3 146	40 876	185 105	31	6	4	3	5	8	2	1	2	—	
33322	Plastics & rubber industry machinery mfg . . . . .	749	8 361	35 290	4	—	—	—	—	2	1	1	—	—	
333220	Plastics & rubber industry machinery mfg . . . . .	749	8 361	35 290	4	—	—	—	—	2	1	1	—	—	
33329	Other industrial machinery mfg . . . . .	2 397	32 515	149 815	27	6	4	3	5	6	1	—	2	—	
333295	Semiconductor machinery mfg . . . . .	1 875	27 003	128 902	9	1	2	1	—	2	1	—	2	—	
333298	All other industrial machinery mfg . . . . .	264	2 915	10 030	8	2	1	1	1	3	—	—	—	—	
3334	HVAC & commercial refrigeration equipment mfg . . . . .	576	6 400	27 509	11	2	2	1	4	—	2	—	—	—	
33341	HVAC & commercial refrigeration equipment mfg . . . . .	576	6 400	27 509	11	2	2	1	4	—	2	—	—	—	
3335	Metalworking machinery mfg . . . . .	360	3 397	12 653	22	13	1	4	1	3	—	—	—	—	
33351	Metalworking machinery mfg . . . . .	360	3 397	12 653	22	13	1	4	1	3	—	—	—	—	
3336	Engine, turbine & power transmsn equip mfg . . .	189	2 400	10 391	5	1	—	1	1	2	—	—	—	—	
33361	Engine, turbine & power transmsn equip mfg . . .	189	2 400	10 391	5	1	—	1	1	2	—	—	—	—	
3339	Other general purpose machinery mfg . . . . .	607	4 556	21 907	17	7	2	2	3	—	3	—	—	—	
33391	Pump & compressor mfg . . . . .	288	2 673	12 721	3	—	1	—	—	2	—	—	—	—	
333911	Pump & pumping equipment mfg . . . . .	288	2 673	12 721	3	—	1	—	—	2	—	—	—	—	
33399	All other general purpose machinery mfg . . . . .	270	1 461	6 842	9	4	1	1	2	—	1	—	—	—	
334	Computer & electronic product mfg . . . . .	15 155	156 232	789 127	123	30	8	20	23	20	13	4	1	4	
3341	Computer & peripheral equipment mfg . . . . .	(E)	(D)	(D)	11	6	—	1	1	3	—	—	—	—	
33411	Computer & peripheral equipment mfg . . . . .	(E)	(D)	(D)	11	6	—	1	1	3	—	—	—	—	
334119	Other computer peripheral equipment mfg . . . . .	293	3 588	13 147	6	1	—	1	1	3	—	—	—	—	
3342	Communications equipment mfg . . . . .	5 194	60 418	269 292	16	2	—	2	5	5	1	—	—	1	
33421	Telephone apparatus mfg . . . . .	(H)	(D)	(D)	3	—	—	—	1	1	—	—	—	1	
33422	Radio, TV broadcast & wireless comm equip mfg . . . . .	(E)	(D)	(D)	10	1	—	1	4	3	1	—	—	—	
33429	Other communications equipment mfg . . . . .	(C)	(D)	(D)	3	1	—	1	—	1	—	—	—	—	
3343	Audio & video equipment mfg . . . . .	(E)	(D)	(D)	3	—	—	1	1	—	—	1	—	—	
33431	Audio & video equipment mfg . . . . .	(E)	(D)	(D)	3	—	—	1	1	—	—	1	—	—	
3344	Semiconductor & oth electronic component mfg . . . . .	4 445	42 644	207 607	62	14	6	10	12	8	8	2	1	1	
33441	Semiconductor & oth electronic component mfg . . . . .	4 445	42 644	207 607	62	14	6	10	12	8	8	2	1	1	
334412	Bare printed circuit board mfg . . . . .	1 271	10 428	45 438	15	2	2	3	3	2	1	1	—	—	
334413	Semiconductor & related device mfg . . . . .	555	6 696	33 692	17	5	4	1	3	2	2	—	—	—	
334417	Electronic connector mfg . . . . .	442	4 004	16 843	6	1	—	—	1	2	2	—	—	—	
334419	Other electronic component mfg . . . . .	1 548	14 363	84 549	14	3	—	2	4	2	2	—	—	1	
3345	Nav, measuring, medical, control instruments mfg . . . . .	4 830	46 350	285 774	30	8	2	5	4	4	4	1	—	2	
33451	Nav, measuring, medical, control instruments mfg . . . . .	4 830	46 350	285 774	30	8	2	5	4	4	4	1	—	2	
334510	Electromedical apparatus mfg . . . . .	2 600	20 983	170 624	3	—	—	—	—	—	1	1	—	1	
335	Electrical equip, appliance & component mfg . . . . .	2 252	28 855	111 546	30	7	3	7	6	3	1	2	1	—	
3352	Household appliance mfg . . . . .	(C)	(D)	(D)	4	—	—	3	—	1	—	—	—	—	
3353	Electrical equipment mfg . . . . .	1 698	23 979	89 592	10	3	—	3	1	—	—	2	1	—	
33531	Electrical equipment mfg . . . . .	1 698	23 979	89 592	10	3	—	3	1	—	—	2	1	—	
3359	Other electrical equipment & component mfg . . .	(E)	(D)	(D)	14	3	2	1	5	2	1	—	—	—	
33593	Wiring device mfg . . . . .	169	1 799	6 910	5	1	—	1	2	1	—	—	—	—	
335931	Current-carrying wiring device mfg . . . . .	169	1 799	6 910	5	1	—	1	2	1	—	—	—	—	
33599	All oth electrical equipment & component mfg . . . . .	207	1 497	8 196	6	1	2	—	1	1	1	—	—	—	
335999	All oth misc electrical equip & component mfg . . . . .	207	1 497	8 196	6	1	2	—	1	1	1	—	—	—	
336	Transportation equipment mfg . . . . .	5 100	70 874	284 409	27	9	5	5	2	3	1	1	—	1	
3364	Aerospace product & parts mfg . . . . .	4 894	69 306	276 772	8	1	1	1	—	2	1	1	—	1	
33641	Aerospace product & parts mfg . . . . .	4 894	69 306	276 772	8	1	1	1	—	2	1	1	—	1	
337	Furniture & related product mfg . . . . .	427	2 741	12 918	39	15	11	8	3	2	—	—	—	—	
3371	HH & institutional furniture & kitchen cabinet mfg . . . . .	293	1 616	7 692	31	13	10	5	1	2	—	—	—	—	
33712	Household & institutional furniture mfg . . . . .	227	1 099	5 406	18	8	4	3	1	2	—	—	—	—	
337122	Nonupholstered wood household furniture mfg . . . . .	165	742	3 889	12	5	3	2	—	2	—	—	—	—	
3372	Office furniture (including fixtures) mfg . . . . .	(C)	(D)	(D)	7	1	1	3	2	—	—	—	—	—	
33721	Office furniture (including fixtures) mfg . . . . .	(C)	(D)	(D)	7	1	1	3	2	—	—	—	—	—	

Note: Employment-size classes are indicated as follows: A—0 to 19; B—20 to 99; C—100 to 249; E—250 to 499; F—500 to 999; G—1,000 to 2,499; H—2,500 to 4,999; I—5,000 to 9,999; J—10,000 to 24,999; K—25,000 to 49,999; L—50,000 to 99,999; M—100,000 or more.



**Table 6. Counties—Employees, Payroll, and Establishments by Industry: 1999—Con.**

[Excludes most government employees, railroad employees, and self-employed persons. Size class 1 to 4 includes establishments with payroll, but no employees, during mid-March pay period. (D) denotes figures withheld to avoid disclosing data for individual companies; the data are included in broader industry totals. Detailed industries with 100 or more employees are shown if industry was not a (D). For explanation of terms, abbreviations, and data reliability/comparability, see introductory text]

NAICS code	Industry	Number of employees for week including March 12	Payroll (\$1,000)		Total number of establishments	Number of establishments by employment-size class									
			First quarter	Annual		1 to 4	5 to 9	10 to 19	20 to 49	50 to 99	100 to 249	250 to 499	500 to 999	1,000 or more	
<b>ESSEX—Con.</b>															
<b>31-33 Manufacturing—Con.</b>															
339	Miscellaneous mfg .....	1 881	16 018	73 690	69	25	17	6	9	8	3	1	—	—	
3391	Medical equipment & supplies mfg .....	1 010	8 405	41 357	36	13	7	4	5	4	3	—	—	—	
33911	Medical equipment & supplies mfg .....	1 010	8 405	41 357	36	13	7	4	5	4	3	—	—	—	
339111	Laboratory apparatus & furniture mfg .....	120	1 109	4 722	5	1	—	2	1	1	—	—	—	—	
339112	Surgical & medical instrument mfg .....	641	5 647	28 998	7	—	2	—	—	2	3	—	—	—	
339113	Surgical appliance & supplies mfg .....	168	1 067	5 133	7	—	2	1	3	1	—	—	—	—	
3399	Other miscellaneous mfg .....	871	7 613	32 333	33	12	10	2	4	4	—	1	—	—	
33999	All other misc mfg .....	744	6 713	28 548	15	4	2	1	4	3	—	1	—	—	
339991	Gasket, packing & sealing device mfg .....	596	5 807	24 684	7	1	1	—	2	2	—	1	—	—	
339992	Musical instrument mfg .....	128	751	3 241	5	1	1	—	2	1	—	—	—	—	
<b>42</b>	<b>Wholesale trade .....</b>	<b>14 707</b>	<b>172 382</b>	<b>761 042</b>	<b>1 074</b>	<b>617</b>	<b>197</b>	<b>126</b>	<b>78</b>	<b>27</b>	<b>22</b>	<b>5</b>	<b>2</b>	<b>—</b>	
421	Wholesale trade, durable goods .....	8 186	106 822	477 525	658	369	130	80	49	16	12	1	1	—	
4211	Motor vehicle, motor vehicle pt & supply whsle .	252	1 840	8 297	38	22	9	2	5	—	—	—	—	—	
4212	Furniture & home furnishing whsle .....	226	2 182	9 532	39	28	5	4	2	—	—	—	—	—	
42122	Home furnishing whsle .....	144	1 582	6 784	18	12	2	2	2	—	—	—	—	—	
421220	Home furnishing whsle .....	144	1 582	6 784	18	12	2	2	2	—	—	—	—	—	
4213	Lumber & other construction materials whsle ...	466	5 298	23 993	23	11	4	3	2	2	1	—	—	—	
42131	Lumber, plywood, millwork & wood panel whsle .....	348	4 013	17 200	9	1	3	2	1	1	1	—	—	—	
421310	Lumber, plywood, millwork & wood panel whsle .....	348	4 013	17 200	9	1	3	2	1	1	1	—	—	—	
4214	Professional & commercial equip & supp whsle .	2 266	34 656	162 681	162	94	24	25	11	3	4	1	—	—	
42142	Office equipment whsle .....	345	3 818	17 689	14	5	1	6	1	—	1	—	—	—	
421420	Office equipment whsle .....	345	3 818	17 689	14	5	1	6	1	—	1	—	—	—	
42143	Computer & peripheral equip & software whsle .....	933	15 709	78 859	87	50	14	12	8	1	2	—	—	—	
421430	Computer & peripheral equip & software whsle .....	933	15 709	78 859	87	50	14	12	8	1	2	—	—	—	
42144	Other commercial equipment whsle .....	111	1 439	6 076	11	8	2	—	—	1	—	—	—	—	
421440	Other commercial equipment whsle .....	111	1 439	6 076	11	8	2	—	—	1	—	—	—	—	
42145	Medical, dental, hospital equip & supp whsle .	477	8 037	36 250	30	21	4	3	1	—	—	1	—	—	
421450	Medical, dental, hospital equip & supp whsle .....	477	8 037	36 250	30	21	4	3	1	—	—	1	—	—	
42149	Oth professional equipment & supplies whsle .	394	5 556	23 385	16	6	3	4	1	1	1	—	—	—	
421490	Oth professional equipment & supplies whsle .....	394	5 556	23 385	16	6	3	4	1	1	1	—	—	—	
4215	Metal & mineral (except petroleum) whsle .....	159	1 916	8 028	17	8	6	—	3	—	—	—	—	—	
42151	Metal service centers & offices whsle .....	159	1 916	8 028	17	8	6	—	3	—	—	—	—	—	
421510	Metal service centers & offices whsle .....	159	1 916	8 028	17	8	6	—	3	—	—	—	—	—	
4216	Electrical goods whsle .....	2 570	37 044	157 444	120	54	29	15	10	6	5	—	1	—	
42161	Elec equip, wiring supp, const material whsle .	344	4 460	20 033	33	16	7	6	3	1	—	—	—	—	
421610	Elec equip, wiring supp, const material whsle .....	344	4 460	20 033	33	16	7	6	3	1	—	—	—	—	
42169	Other electronic parts & equipment whsle ...	2 163	31 969	134 728	78	37	16	7	7	5	5	—	1	—	
421690	Other electronic parts & equipment whsle ...	2 163	31 969	134 728	78	37	16	7	7	5	5	—	1	—	
4217	Hardware, plumb & heating equip & sup whsle ..	183	1 846	7 370	34	20	9	3	2	—	—	—	—	—	
4218	Machinery, equipment & supplies whsle .....	1 315	14 905	68 182	150	87	30	19	9	4	1	—	—	—	
42183	Industrial machinery & equipment whsle .....	924	10 736	48 724	88	50	18	9	6	4	1	—	—	—	
421830	Industrial machinery & equipment whsle ...	924	10 736	48 724	88	50	18	9	6	4	1	—	—	—	
42184	Industrial supplies whsle .....	174	1 975	8 872	33	19	8	5	1	—	—	—	—	—	
421840	Industrial supplies whsle .....	174	1 975	8 872	33	19	8	5	1	—	—	—	—	—	
4219	Miscellaneous durable goods whsle .....	749	7 135	31 998	75	45	14	9	5	1	1	—	—	—	
42191	Sporting & recreational goods & supply whsle .....	390	3 531	15 355	21	9	7	2	2	—	1	—	—	—	
421910	Sporting & recreational goods & supply whsle .....	390	3 531	15 355	21	9	7	2	2	—	1	—	—	—	
42193	Recyclable material whsle .....	116	740	3 447	20	10	6	2	2	—	—	—	—	—	
421930	Recyclable material whsle .....	116	740	3 447	20	10	6	2	2	—	—	—	—	—	
42199	Other miscellaneous durable goods whsle ...	137	1 940	8 269	18	14	1	2	—	1	—	—	—	—	
421990	Other miscellaneous durable goods whsle ...	137	1 940	8 269	18	14	1	2	—	1	—	—	—	—	
<b>422</b>	<b>Wholesale trade, nondurable goods .....</b>	<b>6 521</b>	<b>65 560</b>	<b>283 517</b>	<b>416</b>	<b>248</b>	<b>67</b>	<b>46</b>	<b>29</b>	<b>11</b>	<b>10</b>	<b>4</b>	<b>1</b>	<b>—</b>	
4221	Paper & paper product whsle .....	489	4 407	21 646	35	15	8	5	5	1	1	—	—	—	
42213	Industrial & personal service paper whsle .....	422	3 733	17 841	22	8	4	3	5	1	1	—	—	—	
422130	Industrial & personal service paper whsle ..	422	3 733	17 841	22	8	4	3	5	1	1	—	—	—	
4222	Drugs & druggists' sundries whsle .....	630	5 594	21 506	19	12	1	2	1	1	1	1	—	—	
42221	Drugs & druggists' sundries whsle .....	630	5 594	21 506	19	12	1	2	1	1	1	1	—	—	
422210	Drugs & druggists' sundries whsle .....	630	5 594	21 506	19	12	1	2	1	1	1	1	—	—	
4223	Apparel, piece goods & notions whsle .....	950	16 725	74 139	59	31	11	9	4	—	4	—	—	—	
42233	Women's, children's, infants' clothing whsle ..	545	12 120	51 471	19	10	4	1	1	—	3	—	—	—	
422330	Women's, children's, infants' clothing whsle ..	545	12 120	51 471	19	10	4	1	1	—	3	—	—	—	
42234	Footwear whsle .....	238	3 060	14 067	13	7	3	—	2	—	1	—	—	—	
422340	Footwear whsle .....	238	3 060	14 067	13	7	3	—	2	—	1	—	—	—	
4224	Grocery & related product whsle .....	3 336	28 528	121 201	166	99	24	18	12	6	3	3	1	—	
42241	General line grocery whsle .....	1 268	9 003	40 562	18	10	2	1	2	—	—	2	1	—	
422410	General line grocery whsle .....	1 268	9 003	40 562	18	10	2	1	2	—	—	2	1	—	
42242	Packaged frozen food whsle .....	385	3 529	14 664	23	10	5	4	2	1	1	—	—	—	
422420	Packaged frozen food whsle .....	385	3 529	14 664	23	10	5	4	2	1	1	—	—	—	
42245	Confectionery whsle .....	236	1 176	5 193	9	5	1	1	—	1	1	—	—	—	
422450	Confectionery whsle .....	236	1 176	5 193	9	5	1	1	—	1	1	—	—	—	
42246	Fish & seafood whsle .....	446	4 285	18 638	57	34	10	7	4	2	—	—	—	—	
422460	Fish & seafood whsle .....	446	4 285	18 638	57	34	10	7	4	2	—	—	—	—	
42249	Other grocery & related products whsle .....	913	9 788	38 633	31	17	2	5	3	2	1	1	—	—	
422490	Other grocery & related products whsle .....	913	9 788	38 633	31	17	2	5	3	2	1	1	—	—	
4226	Chemical & allied products whsle .....	336	3 595	15 015	39	24	7	2	5	1	—	—	—	—	
42269	Other chemical & allied products whsle .....	272	2 983	11 397	32	20	6	1	4	1	—	—	—	—	
422690	Other chemical & allied products whsle .....	272	2 983	11 397	32	20	6	1	4	1	—	—	—	—	

Note: Employment-size classes are indicated as follows: A—0 to 19; B—20 to 99; C—100 to 249; E—250 to 499; F—500 to 999; G—1,000 to 2,499; H—2,500 to 4,999; I—5,000 to 9,999; J—10,000 to 24,999; K—25,000 to 49,999; L—50,000 to 99,999; M—100,000 or more.

Table 6. **Counties—Employees, Payroll, and Establishments by Industry: 1999—Con.**

[Excludes most government employees, railroad employees, and self-employed persons. Size class 1 to 4 includes establishments with payroll, but no employees, during mid-March pay period. (D) denotes figures withheld to avoid disclosing data for individual companies; the data are included in broader industry totals. Detailed industries with 100 or more employees are shown if industry was not a (D). For explanation of terms, abbreviations, and data reliability/comparability, see introductory text]

NAICS code	Industry	Number of employees for week including March 12	Payroll (\$1,000)		Total number of establishments	Number of establishments by employment-size class									
			First quarter	Annual		1 to 4	5 to 9	10 to 19	20 to 49	50 to 99	100 to 249	250 to 499	500 to 999	1,000 or more	
<b>ESSEX—Con.</b>															
<b>42 Wholesale trade—Con.</b>															
422	Wholesale trade, nondurable goods—Con.				3	1	—	—	—	—	2	—	—	—	
4228	Beer, wine, distilled alcoholic beverage whse . . .	(C)	(D)	(D)	3	1	—	—	—	—	2	—	—	—	
42281	Beer & ale whse . . . . .	(C)	(D)	(D)	2	—	—	—	—	—	2	—	—	—	
4229	Miscellaneous nondurable goods whse . . . . .	494	4 121	18 468	67	47	10	8	1	—	1	—	—	—	
42299	Other miscellaneous nondurable goods whse . . . . .	353	3 074	14 119	44	35	5	3	—	—	1	—	—	—	
422990	Other miscellaneous nondurable goods whse . . . . .	353	3 074	14 119	44	35	5	3	—	—	1	—	—	—	
<b>44-45 Retail trade . . . . .</b>															
<b>37 333 162 306 717 994 2 727 1 287 664 395 224 96 46 15</b>															
441	Motor vehicle & parts dealers . . . . .	3 996	29 861	141 193	260	111	55	30	37	25	2	—	—	—	
4411	Automobile dealers . . . . .	2 852	23 551	111 622	113	48	10	3	26	24	2	—	—	—	
44111	New car dealers . . . . .	2 638	22 098	107 350	66	11	2	2	26	23	2	—	—	—	
441110	New car dealers . . . . .	2 638	22 098	107 350	66	11	2	2	26	23	2	—	—	—	
44112	Used car dealers . . . . .	214	1 453	4 272	47	37	8	1	—	—	—	—	—	—	
441120	Used car dealers . . . . .	214	1 453	4 272	47	37	8	1	—	—	1	—	—	—	
4412	Other motor vehicle dealers . . . . .	198	1 055	6 491	35	22	7	4	2	—	—	—	—	—	
44122	Motorcycle & boat & other MV dealers . . . . .	182	1 004	6 193	32	20	7	3	2	—	—	—	—	—	
441222	Boat dealers . . . . .	115	659	4 373	24	16	5	2	1	—	—	—	—	—	
4413	Automotive parts, accessories & tire stores . . . . .	946	5 255	23 080	112	41	38	23	9	1	—	—	—	—	
44131	Automotive parts, accessories & tire stores . . . . .	762	4 161	18 077	86	34	26	17	8	1	—	—	—	—	
441310	Automotive parts, accessories & tire stores . . . . .	762	4 161	18 077	86	34	26	17	8	1	—	—	—	—	
44132	Tire dealers . . . . .	184	1 094	5 003	26	7	12	6	1	—	—	—	—	—	
441320	Tire dealers . . . . .	184	1 094	5 003	26	7	12	6	1	—	—	—	—	—	
442	Furniture & home furnishing stores . . . . .	1 523	7 256	28 807	145	75	35	22	8	3	1	1	—	—	
4421	Furniture stores . . . . .	556	2 990	13 369	55	25	11	13	4	2	—	—	—	—	
44211	Furniture stores . . . . .	556	2 990	13 369	55	25	11	13	4	2	—	—	—	—	
442110	Furniture stores . . . . .	556	2 990	13 369	55	25	11	13	4	2	—	—	—	—	
4422	Home furnishings stores . . . . .	967	4 266	15 438	90	50	24	9	4	1	1	1	—	—	
44221	Floor covering stores . . . . .	206	1 374	6 841	36	19	12	3	2	—	—	—	—	—	
442210	Floor covering stores . . . . .	206	1 374	6 841	36	19	12	3	2	—	—	—	—	—	
44229	Other home furnishings stores . . . . .	761	2 892	8 597	54	31	12	6	2	1	1	1	—	—	
442299	All other home furnishings stores . . . . .	729	2 774	8 010	45	25	10	5	2	1	1	1	—	—	
443	Electronics & appliance stores . . . . .	760	4 058	17 658	102	56	30	12	—	3	1	—	—	—	
4431	Electronics & appliance stores . . . . .	760	4 058	17 658	102	56	30	12	—	3	1	—	—	—	
44311	Appliance, TV & all other electronics stores . . . . .	543	2 683	11 235	63	32	20	8	—	2	1	—	—	—	
443111	Household appliance stores . . . . .	107	599	2 760	25	14	8	3	—	—	—	—	—	—	
443112	Radio, television & other electronics stores . . . . .	436	2 084	8 475	38	18	12	5	—	2	1	—	—	—	
44312	Computer & software stores . . . . .	173	1 249	5 848	32	21	8	2	—	1	—	—	—	—	
443120	Computer & software stores . . . . .	173	1 249	5 848	32	21	8	2	—	1	—	—	—	—	
444	Bldg material & garden equip & supp dealers . . . . .	2 639	16 043	77 205	175	61	52	30	24	4	2	2	—	—	
4441	Building material & supplies dealers . . . . .	2 328	14 761	68 243	147	50	44	28	17	4	2	2	—	—	
44411	Home centers . . . . .	754	3 535	16 434	10	3	1	1	2	1	—	—	—	—	
444110	Home centers . . . . .	754	3 535	16 434	10	3	1	1	2	1	—	—	—	—	
44412	Paint & wallpaper stores . . . . .	148	898	4 283	21	9	5	6	1	—	—	—	—	—	
444120	Paint & wallpaper stores . . . . .	148	898	4 283	21	9	5	6	1	—	—	—	—	—	
44413	Hardware stores . . . . .	283	1 178	5 609	25	7	8	6	3	1	—	—	—	—	
444130	Hardware stores . . . . .	283	1 178	5 609	25	7	8	6	3	1	—	—	—	—	
44419	Other building material dealers . . . . .	1 143	9 150	41 917	91	31	30	15	11	2	—	—	—	—	
444190	Other building material dealers . . . . .	1 143	9 150	41 917	91	31	30	15	11	2	—	—	—	—	
4442	Lawn & garden equip & supplies stores . . . . .	311	1 282	8 962	28	11	8	2	7	—	—	—	—	—	
44422	Nursery & garden centers . . . . .	223	900	6 981	17	4	7	1	5	—	—	—	—	—	
444220	Nursery & garden centers . . . . .	223	900	6 981	17	4	7	1	5	—	—	—	—	—	
445	Food & beverage stores . . . . .	9 517	32 568	136 640	482	243	111	60	24	12	27	5	—	—	
4451	Grocery stores . . . . .	8 309	28 470	118 070	264	124	45	37	15	11	27	5	—	—	
44511	Grocery (except convenience) stores . . . . .	7 753	27 018	111 579	154	62	18	18	13	11	27	5	—	—	
445110	Grocery (except convenience) stores . . . . .	7 753	27 018	111 579	154	62	18	18	13	11	27	5	—	—	
44512	Convenience stores . . . . .	556	1 452	6 491	110	62	27	19	2	—	—	—	—	—	
445120	Convenience stores . . . . .	556	1 452	6 491	110	62	27	19	2	—	—	—	—	—	
4452	Specialty food stores . . . . .	589	1 813	8 599	82	38	24	14	5	1	—	—	—	—	
44521	Meat markets . . . . .	133	580	3 212	10	5	1	2	1	—	—	—	—	—	
445210	Meat markets . . . . .	133	580	3 212	10	5	1	2	1	—	—	—	—	—	
44529	Other specialty food stores . . . . .	287	701	3 124	45	18	19	5	3	—	—	—	—	—	
445291	Baked goods stores . . . . .	144	333	1 509	16	3	9	2	2	—	—	—	—	—	
4453	Beer, wine & liquor stores . . . . .	619	2 285	9 971	136	81	42	9	4	—	—	—	—	—	
44531	Beer, wine & liquor stores . . . . .	619	2 285	9 971	136	81	42	9	4	—	—	—	—	—	
445310	Beer, wine & liquor stores . . . . .	619	2 285	9 971	136	81	42	9	4	—	—	—	—	—	
446	Health & personal care stores . . . . .	3 346	14 225	59 665	199	63	42	32	47	13	2	—	—	—	
4461	Health & personal care stores . . . . .	3 346	14 225	59 665	199	63	42	32	47	13	2	—	—	—	
44611	Pharmacies & drug stores . . . . .	2 757	10 054	41 494	108	11	18	23	42	12	2	—	—	—	
446110	Pharmacies & drug stores . . . . .	2 757	10 054	41 494	108	11	18	23	42	12	2	—	—	—	
44612	Cosmetics, beauty supplies & perfume stores . . . . .	103	267	1 346	18	10	6	—	2	—	—	—	—	—	
446120	Cosmetics, beauty supplies & perfume stores . . . . .	103	267	1 346	18	10	6	—	2	—	—	—	—	—	
44613	Optical goods stores . . . . .	164	863	4 235	34	23	6	5	—	—	—	—	—	—	
446130	Optical goods stores . . . . .	164	863	4 235	34	23	6	5	—	—	—	—	—	—	
44619	Other health & personal care stores . . . . .	322	3 041	12 590	39	19	12	4	3	1	—	—	—	—	
446199	All other health & personal care stores . . . . .	226	2 762	11 453	21	10	5	2	3	1	—	—	—	—	
447	Gasoline stations . . . . .	1 542	6 185	26 369	267	139	79	42	7	—	—	—	—	—	
4471	Gasoline stations . . . . .	1 542	6 185	26 369	267	139	79	42	7	—	—	—	—	—	
44711	Gasoline stations with convenience stores . . . . .	493	1 904	7 933	73	33	23	13	4	—	—	—	—	—	
447110	Gasoline stations with convenience stores . . . . .	493	1 904	7 933	73	33	23	13	4	—	—	—	—	—	
44719	Other gasoline stations . . . . .	1 049	4 281	18 436	194	106	56	29	3	—	—	—	—	—	
447190	Other gasoline stations . . . . .	1 049	4 281	18 436	194	106	56	29	3	—	—	—	—	—	

Note: Employment-size classes are indicated as follows: A—0 to 19; B—20 to 99; C—100 to 249; E—250 to 499; F—500 to 999; G—1,000 to 2,499; H—2,500 to 4,999; I—5,000 to 9,999; J—10,000 to 24,999; K—25,000 to 49,999; L—50,000 to 99,999; M—100,000 or more.

**Table 6. Counties—Employees, Payroll, and Establishments by Industry: 1999—Con.**

[Excludes most government employees, railroad employees, and self-employed persons. Size class 1 to 4 includes establishments with payroll, but no employees, during mid-March pay period. (D) denotes figures withheld to avoid disclosing data for individual companies; the data are included in broader industry totals. Detailed industries with 100 or more employees are shown if industry was not a (D). For explanation of terms, abbreviations, and data reliability/comparability, see introductory text]

NAICS code	Industry	Number of employees for week including March 12	Payroll (\$1,000)		Total number of establishments	Number of establishments by employment-size class									
			First quarter	Annual		1 to 4	5 to 9	10 to 19	20 to 49	50 to 99	100 to 249	250 to 499	500 to 999	1,000 or more	
<b>ESSEX—Con.</b>															
<b>44-45 Retail trade—Con.</b>															
448	Clothing & clothing accessories stores . . . . .	3 789	11 993	52 822	392	169	104	81	26	11	1	—	—	—	
4481	Clothing stores . . . . .	3 093	9 173	40 526	251	97	54	62	26	11	1	—	—	—	
44811	Men's clothing stores . . . . .	284	1 124	4 818	38	18	6	13	1	—	—	—	—	—	
448110	Men's clothing stores . . . . .	284	1 124	4 818	38	18	6	13	1	—	—	—	—	—	
44812	Women's clothing stores . . . . .	911	2 588	10 930	103	37	33	24	8	1	—	—	—	—	
448120	Women's clothing stores . . . . .	911	2 588	10 930	103	37	33	24	8	1	—	—	—	—	
44813	Children's & infants' clothing stores . . . . .	210	429	1 765	23	12	2	6	3	—	—	—	—	—	
448130	Children's & infants' clothing stores . . . . .	210	429	1 765	23	12	2	6	3	—	—	—	—	—	
44814	Family clothing stores . . . . .	1 401	4 106	18 777	49	11	5	12	10	10	1	—	—	—	
448140	Family clothing stores . . . . .	1 401	4 106	18 777	49	11	5	12	10	10	1	—	—	—	
44819	Other clothing stores . . . . .	208	721	3 295	26	15	2	5	4	—	—	—	—	—	
448190	Other clothing stores . . . . .	208	721	3 295	26	15	2	5	4	—	—	—	—	—	
4482	Shoe stores . . . . .	383	1 412	5 729	66	26	29	11	—	—	—	—	—	—	
44821	Shoe stores . . . . .	383	1 412	5 729	66	26	29	11	—	—	—	—	—	—	
448210	Shoe stores . . . . .	383	1 412	5 729	66	26	29	11	—	—	—	—	—	—	
4483	Jewelry, luggage & leather goods stores . . . . .	313	1 408	6 567	75	46	21	8	—	—	—	—	—	—	
44831	Jewelry stores . . . . .	295	1 324	6 181	70	43	20	7	—	—	—	—	—	—	
448310	Jewelry stores . . . . .	295	1 324	6 181	70	43	20	7	—	—	—	—	—	—	
451	Sporting goods, hobby, book & music stores . . . . .	1 609	4 781	21 721	177	79	54	25	12	7	—	—	—	—	
4511	Sporting goods, hobby, musical instrument stores . . . . .	1 073	3 285	15 355	122	64	29	16	8	5	—	—	—	—	
45111	Sporting goods stores . . . . .	482	1 540	6 883	65	39	16	5	2	3	—	—	—	—	
451110	Sporting goods stores . . . . .	482	1 540	6 883	65	39	16	5	2	3	—	—	—	—	
45112	Hobby, toy & game stores . . . . .	409	1 116	5 027	35	13	9	10	1	2	—	—	—	—	
451120	Hobby, toy & game stores . . . . .	409	1 116	5 027	35	13	9	10	1	2	—	—	—	—	
45113	Sewing, needlework & piece goods stores . . . . .	137	392	2 572	15	7	3	1	4	—	—	—	—	—	
451130	Sewing, needlework & piece goods stores . . . . .	137	392	2 572	15	7	3	1	4	—	—	—	—	—	
4512	Book, periodical & music stores . . . . .	536	1 496	6 366	55	15	25	9	4	2	—	—	—	—	
45121	Book stores & news dealers . . . . .	353	1 014	4 368	35	9	18	5	1	2	—	—	—	—	
451211	Book stores . . . . .	299	907	3 942	28	8	13	4	1	2	—	—	—	—	
45122	Prerecorded tape, CD & record stores . . . . .	183	482	1 998	20	6	7	4	3	—	—	—	—	—	
451220	Prerecorded tape, CD & record stores . . . . .	183	482	1 998	20	6	7	4	3	—	—	—	—	—	
452	General merchandise stores . . . . .	4 684	16 126	65 945	72	22	13	6	3	14	9	5	—	—	
4521	Department stores . . . . .	3 661	12 033	51 278	24	1	—	—	1	12	5	5	—	—	
45211	Department stores . . . . .	3 661	12 033	51 278	24	1	—	—	1	12	5	5	—	—	
452110	Department stores . . . . .	3 661	12 033	51 278	24	1	—	—	1	12	5	5	—	—	
4529	Other general merchandise stores . . . . .	1 023	4 093	14 667	48	21	13	6	2	2	4	—	—	—	
45291	Warehouse clubs & superstores . . . . .	(E)	(D)	(D)	3	1	—	—	—	2	—	—	—	—	
45299	All other general merchandise stores . . . . .	(F)	(D)	(D)	45	20	13	6	2	2	2	—	—	—	
453	Miscellaneous store retailers . . . . .	2 218	8 033	35 700	314	184	62	42	23	2	1	—	—	—	
4531	Florists . . . . .	401	1 188	5 419	73	43	19	8	3	—	—	—	—	—	
45311	Florists . . . . .	401	1 188	5 419	73	43	19	8	3	—	—	—	—	—	
453110	Florists . . . . .	401	1 188	5 419	73	43	19	8	3	—	—	—	—	—	
4532	Office supplies, stationery & gift stores . . . . .	1 110	4 093	18 810	123	67	24	17	12	2	1	—	—	—	
45321	Office supplies & stationery stores . . . . .	450	2 706	11 532	18	7	1	1	7	1	1	—	—	—	
453210	Office supplies & stationery stores . . . . .	450	2 706	11 532	18	7	1	1	7	1	1	—	—	—	
45322	Gift, novelty & souvenir stores . . . . .	660	1 387	7 278	105	60	23	16	5	1	—	—	—	—	
453220	Gift, novelty & souvenir stores . . . . .	660	1 387	7 278	105	60	23	16	5	1	—	—	—	—	
4533	Used merchandise stores . . . . .	129	445	2 252	36	27	6	3	—	—	—	—	—	—	
45331	Used merchandise stores . . . . .	129	445	2 252	36	27	6	3	—	—	—	—	—	—	
453310	Used merchandise stores . . . . .	129	445	2 252	36	27	6	3	—	—	—	—	—	—	
4539	Other miscellaneous store retailers . . . . .	578	2 307	9 219	82	47	13	14	8	—	—	—	—	—	
45391	Pet & pet supplies stores . . . . .	193	624	2 599	17	7	3	3	4	—	—	—	—	—	
453910	Pet & pet supplies stores . . . . .	193	624	2 599	17	7	3	3	4	—	—	—	—	—	
45399	All other miscellaneous store retailers . . . . .	351	1 481	5 853	49	25	9	11	4	—	—	—	—	—	
453998	All other misc store retailers (exc tobacco) . . . . .	320	1 405	5 508	44	23	8	9	4	—	—	—	—	—	
454	Nonstore retailers . . . . .	1 710	11 177	54 269	142	85	27	13	13	2	—	2	—	—	
4541	Electronic shopping & mail-order houses . . . . .	890	5 425	27 554	29	16	6	2	2	1	—	2	—	—	
45411	Electronic shopping & mail-order houses . . . . .	890	5 425	27 554	29	16	6	2	2	1	—	2	—	—	
454110	Electronic shopping & mail-order houses . . . . .	890	5 425	27 554	29	16	6	2	2	1	—	2	—	—	
4542	Vending machine operators . . . . .	147	860	3 887	15	8	1	2	4	—	—	—	—	—	
45421	Vending machine operators . . . . .	147	860	3 887	15	8	1	2	4	—	—	—	—	—	
454210	Vending machine operators . . . . .	147	860	3 887	15	8	1	2	4	—	—	—	—	—	
4543	Direct selling establishments . . . . .	673	4 892	22 828	98	61	20	9	7	1	—	—	—	—	
45431	Fuel dealers . . . . .	591	4 569	20 346	70	40	14	9	6	1	—	—	—	—	
454311	Heating oil dealers . . . . .	426	3 162	13 744	60	36	12	7	5	—	—	—	—	—	
454312	Liquified petroleum gas (bottled gas) dealers . . . . .	165	1 407	6 602	10	4	2	2	1	1	—	—	—	—	
<b>48-49</b>	<b>Transportation &amp; warehousing . . . . .</b>	<b>3 228</b>	<b>17 918</b>	<b>79 439</b>	<b>316</b>	<b>185</b>	<b>52</b>	<b>40</b>	<b>25</b>	<b>9</b>	<b>5</b>	—	—	—	
484	Truck transportation . . . . .	1 005	6 754	32 713	134	86	21	15	10	1	1	—	—	—	
4841	General freight trucking . . . . .	249	1 835	8 425	45	30	9	5	—	1	—	—	—	—	
48411	General freight trucking, local . . . . .	123	842	4 085	30	21	6	3	—	—	—	—	—	—	
484110	General freight trucking, local . . . . .	123	842	4 085	30	21	6	3	—	—	—	—	—	—	
48412	General freight trucking, long-distance . . . . .	126	993	4 340	15	9	3	2	—	1	—	—	—	—	
4842	Specialized freight trucking . . . . .	756	4 919	24 288	89	56	12	10	10	—	1	—	—	—	
48421	Used household & office goods moving . . . . .	483	2 978	15 121	32	16	5	3	7	—	1	—	—	—	
484210	Used household & office goods moving . . . . .	483	2 978	15 121	32	16	5	3	7	—	1	—	—	—	
48422	Specialized freight (exc used) trucking, local . . . . .	177	1 273	6 328	45	34	6	3	2	—	—	—	—	—	
484220	Specialized freight (exc used) trucking, local . . . . .	177	1 273	6 328	45	34	6	3	2	—	—	—	—	—	

Note: Employment-size classes are indicated as follows: A—0 to 19; B—20 to 99; C—100 to 249; E—250 to 499; F—500 to 999; G—1,000 to 2,499; H—2,500 to 4,999; I—5,000 to 9,999; J—10,000 to 24,999; K—25,000 to 49,999; L—50,000 to 99,999; M—100,000 or more.

**Table 6. Counties—Employees, Payroll, and Establishments by Industry: 1999—Con.**

[Excludes most government employees, railroad employees, and self-employed persons. Size class 1 to 4 includes establishments with payroll, but no employees, during mid-March pay period. (D) denotes figures withheld to avoid disclosing data for individual companies; the data are included in broader industry totals. Detailed industries with 100 or more employees are shown if industry was not a (D). For explanation of terms, abbreviations, and data reliability/comparability, see introductory text]

NAICS code	Industry	Number of employees for week including March 12	Payroll (\$1,000)		Total number of establishments	Number of establishments by employment-size class									
			First quarter	Annual		1 to 4	5 to 9	10 to 19	20 to 49	50 to 99	100 to 249	250 to 499	500 to 999	1,000 or more	
<b>ESSEX—Con.</b>															
<b>48-49 Transportation &amp; warehousing—Con.</b>															
485	Transit & ground passenger transportation .....	1 512	4 939	21 314	74	29	14	11	10	7	3	-	-	-	
4853	Taxi & limousine service .....	234	695	3 137	30	13	8	5	4	-	-	-	-	-	
48531	Taxi service .....	145	384	1 736	17	7	4	3	3	-	-	-	-	-	
485310	Taxi service .....	145	384	1 736	17	7	4	3	3	-	-	-	-	-	
4854	School & employee bus transportation .....	911	2 740	11 249	16	4	1	2	1	5	3	-	-	-	
48541	School & employee bus transportation .....	911	2 740	11 249	16	4	1	2	1	5	3	-	-	-	
485410	School & employee bus transportation .....	911	2 740	11 249	16	4	1	2	1	5	3	-	-	-	
4859	Oth transit & ground passenger transportation ..	287	1 161	5 374	21	9	3	4	3	2	-	-	-	-	
48599	Oth transit & ground passenger transportation ..	287	1 161	5 374	21	9	3	4	3	2	-	-	-	-	
485991	Special needs transportation .....	188	543	2 489	14	5	2	3	3	1	-	-	-	-	
488	Transportation support activities .....	284	2 172	9 095	53	33	12	6	1	1	-	-	-	-	
4885	Freight transportation arrangement .....	182	1 672	6 856	27	18	3	4	1	1	-	-	-	-	
48851	Freight transportation arrangement .....	182	1 672	6 856	27	18	3	4	1	1	-	-	-	-	
488510	Freight transportation arrangement .....	182	1 672	6 856	27	18	3	4	1	1	-	-	-	-	
492	Couriers & messengers .....	196	1 505	6 492	17	12	2	1	1	-	1	-	-	-	
4921	Couriers .....	(C)	(D)	(D)	9	5	2	1	-	-	1	-	-	-	
49211	Couriers .....	(C)	(D)	(D)	9	5	2	1	-	-	1	-	-	-	
493	Warehousing & storage .....	135	1 466	4 003	13	6	1	3	3	-	-	-	-	-	
4931	Warehousing & storage .....	135	1 466	4 003	13	6	1	3	3	-	-	-	-	-	
<b>51</b>	<b>Information .....</b>	<b>10 535</b>	<b>111 929</b>	<b>528 729</b>	<b>325</b>	<b>181</b>	<b>41</b>	<b>38</b>	<b>30</b>	<b>14</b>	<b>14</b>	<b>3</b>	<b>3</b>	<b>1</b>	
511	Publishing industries .....	2 500	28 761	132 013	123	65	18	17	11	4	6	2	-	-	
5111	Newspaper, periodical, book, database publishers .....	1 417	11 323	48 185	61	35	4	12	5	1	2	2	-	-	
51111	Newspaper publishers .....	943	7 031	27 276	13	4	2	2	2	-	1	2	-	-	
511110	Newspaper publishers .....	943	7 031	27 276	13	4	2	2	2	-	1	2	-	-	
51113	Book publishers .....	258	2 120	10 003	14	7	1	3	1	1	1	-	-	-	
511130	Book publishers .....	258	2 120	10 003	14	7	1	3	1	1	1	-	-	-	
5112	Software publishers .....	1 083	17 438	83 828	62	30	14	5	6	3	4	-	-	-	
51121	Software publishers .....	1 083	17 438	83 828	62	30	14	5	6	3	4	-	-	-	
511210	Software publishers .....	1 083	17 438	83 828	62	30	14	5	6	3	4	-	-	-	
512	Motion picture & sound recording industries .....	298	1 369	6 805	34	23	1	5	4	1	-	-	-	-	
5121	Motion picture & video industries .....	273	1 213	5 863	28	18	1	4	4	1	-	-	-	-	
51213	Motion picture & video exhibition .....	(C)	(D)	(D)	12	3	1	4	3	1	-	-	-	-	
513	Broadcasting & telecommunications .....	6 901	71 377	317 085	105	49	15	10	12	8	7	-	3	1	
5131	Radio & television broadcasting .....	(C)	(D)	(D)	9	4	2	1	1	1	-	-	-	-	
51311	Radio broadcasting .....	(C)	(D)	(D)	8	3	2	1	1	1	-	-	-	-	
5132	Cable networks & program distribution .....	(H)	(D)	(D)	13	4	2	2	1	-	2	-	1	1	
51322	Cable & other program distribution .....	(H)	(D)	(D)	10	1	2	2	1	-	2	-	1	1	
5133	Telecommunications .....	(H)	(D)	(D)	83	41	11	7	10	7	5	-	2	-	
51331	Wired telecommunications carriers .....	(H)	(D)	(D)	58	28	7	5	6	6	4	-	2	-	
51332	Wireless telecom carriers (exc satellite) .....	(E)	(D)	(D)	16	9	2	1	3	-	1	-	-	-	
513321	Paging .....	188	1 602	6 542	9	6	-	1	1	-	1	-	-	-	
51333	Telecommunications resellers .....	(C)	(D)	(D)	7	3	1	1	1	1	-	-	-	-	
514	Information & data processing services .....	836	10 422	72 826	63	44	7	6	3	1	1	1	-	-	
5141	Information services .....	372	4 771	48 341	42	31	3	4	2	1	1	-	-	-	
51419	Other information services .....	324	4 534	47 281	34	26	1	4	1	1	1	-	-	-	
5142	Data processing services .....	464	5 651	24 485	21	13	4	2	1	-	-	1	-	-	
51421	Data processing services .....	464	5 651	24 485	21	13	4	2	1	-	-	1	-	-	
514210	Data processing services .....	464	5 651	24 485	21	13	4	2	1	-	-	1	-	-	
<b>52</b>	<b>Finance &amp; insurance .....</b>	<b>11 424</b>	<b>125 240</b>	<b>484 979</b>	<b>870</b>	<b>411</b>	<b>219</b>	<b>133</b>	<b>64</b>	<b>25</b>	<b>15</b>	<b>2</b>	<b>1</b>	<b>-</b>	
522	Credit intermediation & related activities .....	6 130	59 079	232 711	380	97	131	87	40	17	7	1	-	-	
5221	Depository credit intermediation .....	3 964	38 109	148 965	278	51	110	71	32	12	2	-	-	-	
52211	Commercial banking .....	1 002	8 173	33 676	94	16	55	15	4	4	-	-	-	-	
522110	Commercial banking .....	1 002	8 173	33 676	94	16	55	15	4	4	-	-	-	-	
52212	Savings institutions .....	2 521	26 991	103 320	132	10	43	46	24	7	2	-	-	-	
522120	Savings institutions .....	2 521	26 991	103 320	132	10	43	46	24	7	2	-	-	-	
52213	Credit unions .....	441	2 945	11 969	52	25	12	10	4	1	-	-	-	-	
522130	Credit unions .....	441	2 945	11 969	52	25	12	10	4	1	-	-	-	-	
5222	Nondepository credit intermediation .....	2 001	18 408	73 155	76	31	17	10	7	5	5	1	-	-	
52221	Credit card issuing .....	(F)	(D)	(D)	8	1	-	2	1	1	2	1	-	-	
52222	Sales financing .....	373	3 859	16 873	21	12	4	2	2	-	1	-	-	-	
522220	Sales financing .....	373	3 859	16 873	21	12	4	2	2	-	1	-	-	-	
52229	Other nondepository credit intermediation .....	(F)	(D)	(D)	47	18	13	6	4	4	2	-	-	-	
522292	Real estate credit .....	770	10 187	38 334	35	11	9	6	4	3	2	-	-	-	
5223	Activities related to credit intermediation .....	165	2 562	10 591	26	15	4	6	1	-	-	-	-	-	
52231	Mortgage & nonmortgage brokers .....	132	2 278	9 350	19	10	3	5	1	-	-	-	-	-	
522310	Mortgage & nonmortgage brokers .....	132	2 278	9 350	19	10	3	5	1	-	-	-	-	-	
523	Security, commodity contracts & like activity .....	(F)	(D)	(D)	128	93	17	6	10	1	1	-	-	-	
5231	Secrty & comdty contracts intermed & brokerage ..	533	9 953	38 075	45	27	5	4	7	1	1	-	-	-	
52312	Securities brokerage .....	495	8 794	34 545	39	22	5	4	6	1	1	-	-	-	
523120	Securities brokerage .....	495	8 794	34 545	39	22	5	4	6	1	1	-	-	-	
5239	Other financial investment activities .....	(E)	(D)	(D)	83	66	12	2	3	-	-	-	-	-	
52392	Portfolio management .....	163	2 685	12 245	27	18	6	1	2	-	-	-	-	-	
523920	Portfolio management .....	163	2 685	12 245	27	18	6	1	2	-	-	-	-	-	

Note: Employment-size classes are indicated as follows: A—0 to 19; B—20 to 99; C—100 to 249; E—250 to 499; F—500 to 999; G—1,000 to 2,499; H—2,500 to 4,999; I—5,000 to 9,999; J—10,000 to 24,999; K—25,000 to 49,999; L—50,000 to 99,999; M—100,000 or more.

**Table 6. Counties—Employees, Payroll, and Establishments by Industry: 1999—Con.**

[Excludes most government employees, railroad employees, and self-employed persons. Size class 1 to 4 includes establishments with payroll, but no employees, during mid-March pay period. (D) denotes figures withheld to avoid disclosing data for individual companies; the data are included in broader industry totals. Detailed industries with 100 or more employees are shown if industry was not a (D). For explanation of terms, abbreviations, and data reliability/comparability, see introductory text]

NAICS code	Industry	Number of employees for week including March 12	Payroll (\$1,000)		Total number of establishments	Number of establishments by employment-size class									
			First quarter	Annual		1 to 4	5 to 9	10 to 19	20 to 49	50 to 99	100 to 249	250 to 499	500 to 999	1,000 or more	
<b>ESSEX—Con.</b>															
<b>52 Finance &amp; insurance—Con.</b>															
524	Insurance carriers & related activities . . . . .	4 305	43 730	183 308	357	218	70	40	14	7	6	1	1	—	
5241	Insurance carriers . . . . .	2 338	25 040	101 851	40	12	4	8	6	3	5	1	1	—	
52411	Direct life, health, medical insurance carriers . . . . . (F) (D) (D)	807	5 903	27 105	18	6	2	4	2	1	2	1	—	—	
524113	Direct life insurance carriers . . . . .	1 390	17 916	68 558	14	3	2	2	1	2	3	—	1	—	
52412	Other direct insurance carriers . . . . .	1 967	18 690	81 457	317	206	66	32	8	4	1	—	—	—	
5242	Agencies & other insurance related activities . . . . .	1 510	12 801	56 974	278	185	58	28	5	1	1	—	—	—	
52421	Insurance agencies & brokerages . . . . .	1 510	12 801	56 974	278	185	58	28	5	1	1	—	—	—	
524210	Insurance agencies & brokerages . . . . .	457	5 889	24 483	39	21	8	4	3	3	—	—	—	—	
52429	Other insurance related activities . . . . .	260	3 659	13 220	18	9	3	2	2	2	—	—	—	—	
524292	Insurance & pension funds, third party admin . . . . .	116	1 387	7 486	6	3	—	2	—	1	—	—	—	—	
524298	All other insurance related activities . . . . .	(C)	(D)	(D)	5	3	1	—	—	—	1	—	—	—	
525	Funds, trusts, & other financial vehicles (part) . . . . .	(C)	(D)	(D)	5	3	1	—	—	—	—	—	—	—	
5259	Other investment pools & funds . . . . .	(C)	(D)	(D)	5	3	1	—	—	—	—	—	—	—	
52599	Other financial vehicles . . . . .	(C)	(D)	(D)	2	1	—	—	—	—	1	—	—	—	
<b>53 Real estate &amp; rental &amp; leasing . . . . . 2 795 18 307 84 994 558 391 97 49 17 3 1 — — —</b>															
531	Real estate . . . . .	1 778	12 013	57 663	431	335	60	25	8	3	—	—	—	—	
5311	Lessors of real estate . . . . .	607	3 386	15 818	155	123	23	6	2	1	—	—	—	—	
53111	Lessors of residential buildings & dwellings . . . . .	339	1 668	7 807	79	59	14	5	—	1	—	—	—	—	
531110	Lessors of residential buildings & dwellings . . . . .	339	1 668	7 807	79	59	14	5	—	1	—	—	—	—	
53112	Lessors of nonres bldg (exc miniwarehouses) . . . . .	210	1 399	6 303	52	42	7	1	2	—	—	—	—	—	
531120	Lessors of nonres bldg (exc miniwarehouses) . . . . .	210	1 399	6 303	52	42	7	1	2	—	—	—	—	—	
5312	Offices of real estate agents & brokers . . . . .	444	2 348	13 157	152	122	23	7	—	—	—	—	—	—	
53121	Offices of real estate agents & brokers . . . . .	444	2 348	13 157	152	122	23	7	—	—	—	—	—	—	
531210	Offices of real estate agents & brokers . . . . .	444	2 348	13 157	152	122	23	7	—	—	—	—	—	—	
5313	Activities related to real estate . . . . .	727	6 279	28 688	124	90	14	12	6	2	—	—	—	—	
53131	Real estate property managers . . . . .	535	4 789	20 716	68	42	10	10	4	2	—	—	—	—	
531311	Residential property managers . . . . .	479	4 288	18 593	47	25	8	8	4	2	—	—	—	—	
53132	Offices of real estate appraisers . . . . .	146	1 131	5 652	35	29	3	1	2	—	—	—	—	—	
531320	Offices of real estate appraisers . . . . .	146	1 131	5 652	35	29	3	1	2	—	—	—	—	—	
532	Rental & leasing services . . . . . (G) (D) (D)	122	51	37	24	9	—	—	—	1	—	—	—	—	
5322	Consumer goods rental . . . . .	600	1 774	7 906	70	23	21	20	6	—	—	—	—	—	
53223	Video tape & disc rental . . . . .	485	1 249	5 212	52	16	13	18	5	—	—	—	—	—	
532230	Video tape & disc rental . . . . .	485	1 249	5 212	52	16	13	18	5	—	—	—	—	—	
5324	Commercial, industrial equip rental & leasing . . . . .	266	3 647	15 029	18	11	1	2	3	—	1	—	—	—	
53241	Const, trans, mining equip rental & leasing . . . . . (C) (D) (D)	4	3	—	—	—	—	—	—	—	1	—	—	—	
<b>54 Professional, scientific &amp; technical services . . . . . 12 383 133 680 627 169 2 049 1 487 324 149 59 14 13 1 2 —</b>															
541	Professional, scientific & technical services . . . . .	12 383	133 680	627 169	2 049	1 487	324	149	59	14	13	1	2	—	
5411	Legal services . . . . .	2 103	16 276	76 286	520	400	86	24	7	1	2	—	—	—	
54111	Offices of lawyers . . . . .	1 876	13 445	62 303	505	392	82	23	6	1	1	—	—	—	
541110	Offices of lawyers . . . . .	1 876	13 445	62 303	505	392	82	23	6	1	1	—	—	—	
54119	Other legal services . . . . .	227	2 831	13 983	15	8	4	1	1	—	1	—	—	—	
541199	All other legal services . . . . .	184	2 473	12 488	7	4	1	—	1	—	1	—	—	—	
5412	Accounting, tax prep, bookkeep, payroll services . . . . .	1 368	9 637	40 253	235	158	49	23	2	1	2	—	—	—	
54121	Accounting, tax prep, bookkeep, payroll services . . . . .	1 368	9 637	40 253	235	158	49	23	2	1	2	—	—	—	
541211	Offices of certified public accountants . . . . .	593	5 261	22 557	138	89	35	13	1	—	—	—	—	—	
541219	Other accounting services . . . . .	237	1 522	6 804	61	45	7	8	1	—	—	—	—	—	
5413	Architectural, engineering & related services . . . . .	1 956	21 797	99 644	318	219	52	30	12	3	2	—	—	—	
54131	Architectural services . . . . .	178	1 783	8 110	48	36	8	4	—	—	—	—	—	—	
541310	Architectural services . . . . .	178	1 783	8 110	48	36	8	4	—	—	—	—	—	—	
54133	Engineering services . . . . .	1 227	14 164	67 081	179	116	33	16	11	2	1	—	—	—	
541330	Engineering services . . . . .	1 227	14 164	67 081	179	116	33	16	11	2	1	—	—	—	
54137	Surveying, mapping (exc geophysical) services . . . . .	178	1 406	6 406	28	16	6	5	1	—	—	—	—	—	
541370	Surveying, mapping (exc geophysical) services . . . . .	178	1 406	6 406	28	16	6	5	1	—	—	—	—	—	
54138	Testing laboratories . . . . .	290	4 072	14 933	16	8	3	3	—	1	1	—	—	—	
541380	Testing laboratories . . . . .	290	4 072	14 933	16	8	3	3	—	1	1	—	—	—	
5414	Specialized design services . . . . .	257	1 984	10 072	68	53	9	4	2	—	—	—	—	—	
54143	Graphic design services . . . . .	152	1 284	6 098	39	29	7	2	1	—	—	—	—	—	
541430	Graphic design services . . . . .	152	1 284	6 098	39	29	7	2	1	—	—	—	—	—	
5415	Computer systems design & related services . . . . .	2 108	28 254	139 617	304	237	27	21	12	6	—	—	—	—	
54151	Computer systems design & related services . . . . .	2 108	28 254	139 617	304	237	27	21	12	6	—	—	—	—	
541511	Custom computer programming services . . . . .	667	9 714	45 862	121	94	9	7	3	—	—	—	—	—	
541512	Computer systems design services . . . . .	1 262	15 898	75 271	129	98	14	10	3	3	—	—	—	—	
5416	Management, sci & tech consulting services . . . . .	1 249	20 007	91 574	299	232	42	14	9	—	2	—	—	—	
54161	Management consulting services . . . . .	1 059	17 887	81 343	236	181	35	9	9	—	2	—	—	—	
541611	Admin & gen management consulting services . . . . .	557	12 606	52 999	115	93	13	4	3	—	2	—	—	—	
541612	Human res & exec search consulting services . . . . .	252	2 260	12 703	47	32	9	3	3	—	—	—	—	—	
541613	Marketing consulting services . . . . .	154	1 513	7 293	56	44	10	1	1	—	—	—	—	—	
5417	Scientific R&D services . . . . .	629	9 694	33 621	53	31	9	6	4	1	2	—	—	—	
54171	R&D in physical, engineering & life sciences . . . . .	595	9 023	31 876	44	24	8	5	4	1	2	—	—	—	
541710	R&D in physical, engineering & life sciences . . . . .	595	9 023	31 876	44	24	8	5	4	1	2	—	—	—	

Note: Employment-size classes are indicated as follows: A—0 to 19; B—20 to 99; C—100 to 249; E—250 to 499; F—500 to 999; G—1,000 to 2,499; H—2,500 to 4,999; I—5,000 to 9,999; J—10,000 to 24,999; K—25,000 to 49,999; L—50,000 to 99,999; M—100,000 or more.

**Table 6. Counties—Employees, Payroll, and Establishments by Industry: 1999—Con.**

[Excludes most government employees, railroad employees, and self-employed persons. Size class 1 to 4 includes establishments with payroll, but no employees, during mid-March pay period. (D) denotes figures withheld to avoid disclosing data for individual companies; the data are included in broader industry totals. Detailed industries with 100 or more employees are shown if industry was not a (D). For explanation of terms, abbreviations, and data reliability/comparability, see introductory text]

NAICS code	Industry	Number of employees for week including March 12	Payroll (\$1,000)		Total number of establishments	Number of establishments by employment-size class									
			First quarter	Annual		1 to 4	5 to 9	10 to 19	20 to 49	50 to 99	100 to 249	250 to 499	500 to 999	1,000 or more	
<b>ESSEX—Con.</b>															
<b>54</b>	<b>Professional, scientific &amp; technical services—Con.</b>														
541	Professional, scientific & technical services—Con.														
5418	Advertising & related services	1 777	20 128	110 226	103	66	21	8	3	1	2	1	1	—	
54181	Advertising agencies	394	7 665	53 670	41	30	8	2	—	—	—	1	—	—	
541810	Advertising agencies	394	7 665	53 670	41	30	8	2	—	—	—	1	—	—	
54186	Direct mail advertising	354	3 276	18 111	12	5	3	1	1	1	1	—	—	—	
541860	Direct mail advertising	354	3 276	18 111	12	5	3	1	1	1	1	—	—	—	
54189	Other services related to advertising	926	8 253	34 494	27	15	6	3	1	—	1	—	1	—	
541890	Other services related to advertising	926	8 253	34 494	27	15	6	3	1	—	1	—	1	—	
5419	Oth professional, scientific, technical services	936	5 903	25 876	149	91	29	19	8	1	1	—	—	—	
54192	Photographic services	141	562	3 335	47	37	7	3	—	—	—	—	—	—	
541921	Photography studios, portrait	115	403	2 534	35	26	6	3	—	—	—	—	—	—	
54194	Veterinary services	551	3 052	14 115	57	22	13	15	6	1	—	—	—	—	
541940	Veterinary services	551	3 052	14 115	57	22	13	15	6	1	—	—	—	—	
54199	All oth prof, scientific & technical services	200	1 903	6 844	33	25	4	1	2	—	1	—	—	—	
541990	All oth prof, scientific & technical services	200	1 903	6 844	33	25	4	1	2	—	1	—	—	—	
<b>55</b>	<b>Management of companies &amp; enterprises</b>	<b>4 904</b>	<b>70 011</b>	<b>305 192</b>	<b>86</b>	<b>24</b>	<b>9</b>	<b>13</b>	<b>16</b>	<b>5</b>	<b>16</b>	<b>1</b>	<b>2</b>	<b>—</b>	
551	Management of companies & enterprises	4 904	70 011	305 192	86	24	9	13	16	5	16	1	2	—	
5511	Management of companies & enterprises	4 904	70 011	305 192	86	24	9	13	16	5	16	1	2	—	
55111	Management of companies & enterprises	4 904	70 011	305 192	86	24	9	13	16	5	16	1	2	—	
551114	Corp, subsidiary & regional managing offices	4 524	64 483	282 523	69	12	9	11	14	5	16	—	2	—	
<b>56</b>	<b>Admin, support, waste mgt, remediation services</b>	<b>16 328</b>	<b>95 949</b>	<b>443 887</b>	<b>976</b>	<b>600</b>	<b>144</b>	<b>93</b>	<b>68</b>	<b>38</b>	<b>25</b>	<b>4</b>	<b>3</b>	<b>1</b>	
561	Administrative & support services	15 263	86 498	399 518	930	584	138	86	57	34	23	4	3	1	
5611	Office administrative services	992	11 154	49 492	50	29	10	2	6	2	—	—	1	—	
56111	Office administrative services	992	11 154	49 492	50	29	10	2	6	2	—	—	1	—	
561110	Office administrative services	992	11 154	49 492	50	29	10	2	6	2	—	—	1	—	
5613	Employment services	7 945	43 599	203 698	128	46	13	14	17	17	17	1	2	1	
56131	Employment placement agencies (F)	(F)	(D)	(D)	30	13	5	6	1	3	2	—	—	—	
56132	Temporary help services	5 834	29 338	138 095	90	30	6	8	14	14	15	1	2	—	
561320	Temporary help services	5 834	29 338	138 095	90	30	6	8	14	14	15	1	2	—	
56133	Employee leasing services (G)	(G)	(D)	(D)	8	3	2	—	2	—	—	—	—	1	
5614	Business support services	847	4 347	16 751	67	39	9	8	5	5	1	—	—	—	
56141	Document preparation services	112	664	2 920	9	6	1	1	—	1	—	—	—	—	
561410	Document preparation services	112	664	2 920	9	6	1	1	—	1	—	—	—	—	
56142	Telephone call centers	281	1 188	6 043	21	9	3	3	5	1	—	—	—	—	
561422	Telemarketing bureaus	184	884	4 670	10	4	1	1	3	1	—	—	—	—	
56144	Collection agencies	346	1 750	4 830	11	7	—	—	3	1	—	—	—	—	
561440	Collection agencies	346	1 750	4 830	11	7	—	—	3	1	—	—	—	—	
5615	Travel arrangement & reservation services	666	3 981	16 588	131	87	25	14	5	—	—	—	—	—	
56151	Travel agencies	507	2 997	13 012	115	82	19	11	3	—	—	—	—	—	
561510	Travel agencies	507	2 997	13 012	115	82	19	11	3	—	—	—	—	—	
56159	Oth travel arrangement & reservation services	111	774	3 034	7	1	3	1	2	—	—	—	—	—	
5616	Investigation & security services (F)	(D)	(D)	(D)	51	28	9	6	5	1	1	1	—	—	
56161	Investigation, guard & armored car services	688	2 171	9 732	25	11	3	5	3	1	1	—	—	—	
561612	Security guards & patrol services	581	1 408	6 234	11	3	1	3	1	1	1	—	—	—	
56162	Security systems services (C)	(D)	(D)	(D)	26	17	6	1	2	—	—	—	—	—	
561621	Security systems services (except locksmiths)	106	652	3 111	19	12	5	—	2	—	—	—	—	—	
5617	Services to buildings & dwellings	3 180	10 013	55 396	429	301	65	38	14	6	4	1	—	—	
56172	Janitorial services	2 059	5 446	24 387	156	88	30	23	5	6	3	1	—	—	
561720	Janitorial services	2 059	5 446	24 387	156	88	30	23	5	6	3	1	—	—	
56173	Landscaping services	921	3 493	25 513	227	179	29	11	7	—	1	—	—	—	
561730	Landscaping services	921	3 493	25 513	227	179	29	11	7	—	1	—	—	—	
5619	Other support services	718	8 715	37 546	72	53	7	4	5	2	—	1	—	—	
56191	Packaging & labeling services	138	958	5 429	6	3	—	—	1	2	—	—	—	—	
561910	Packaging & labeling services	138	958	5 429	6	3	—	—	1	2	—	—	—	—	
56199	All other support services	509	5 902	24 333	55	41	6	4	3	—	—	1	—	—	
561990	All other support services	509	5 902	24 333	55	41	6	4	3	—	—	1	—	—	
562	Waste management & remediation services	1 065	9 451	44 369	46	16	6	7	11	4	2	—	—	—	
5621	Waste collection	375	3 315	14 149	16	7	2	1	5	—	1	—	—	—	
56211	Waste collection	375	3 315	14 149	16	7	2	1	5	—	1	—	—	—	
5622	Waste treatment & disposal	232	2 862	11 165	11	5	—	1	3	2	—	—	—	—	
56221	Waste treatment & disposal	232	2 862	11 165	11	5	—	1	3	2	—	—	—	—	
5629	Remediation & oth waste management services	458	3 274	19 055	19	4	4	5	3	2	1	—	—	—	
56291	Remediation services	385	2 665	16 864	11	3	—	2	3	2	1	—	—	—	
562910	Remediation services	385	2 665	16 864	11	3	—	2	3	2	1	—	—	—	
<b>61</b>	<b>Educational services</b>	<b>6 137</b>	<b>36 226</b>	<b>155 622</b>	<b>214</b>	<b>92</b>	<b>43</b>	<b>26</b>	<b>27</b>	<b>13</b>	<b>8</b>	<b>4</b>	<b>1</b>	<b>—</b>	
611	Educational services	6 137	36 226	155 622	214	92	43	26	27	13	8	4	1	—	
6111	Elementary & secondary schools	2 780	20 303	87 673	66	9	9	14	16	11	6	1	—	—	
61111	Elementary & secondary schools	2 780	20 303	87 673	66	9	9	14	16	11	6	1	—	—	
611110	Elementary & secondary schools	2 780	20 303	87 673	66	9	9	14	16	11	6	1	—	—	
6112	Junior colleges (F)	(D)	(D)	(D)	2	—	—	—	—	1	—	1	—	—	
61121	Junior colleges (F)	(D)	(D)	(D)	2	—	—	—	—	1	—	1	—	—	
6113	Colleges, universities & professional schools	2 029	10 969	45 137	10	2	1	—	1	1	2	2	1	—	
61131	Colleges, universities & professional schools	2 029	10 969	45 137	10	2	1	—	1	1	2	2	1	—	
611310	Colleges, universities & professional schools	2 029	10 969	45 137	10	2	1	—	1	1	2	2	1	—	
6115	Technical & trade schools	102	417	2 029	15	7	5	1	2	—	—	—	—	—	
61151	Technical & trade schools	102	417	2 029	15	7	5	1	2	—	—	—	—	—	

Note: Employment-size classes are indicated as follows: A—0 to 19; B—20 to 99; C—100 to 249; E—250 to 499; F—500 to 999; G—1,000 to 2,499; H—2,500 to 4,999; I—5,000 to 9,999; J—10,000 to 24,999; K—25,000 to 49,999; L—50,000 to 99,999; M—100,000 or more.

**Table 6. Counties—Employees, Payroll, and Establishments by Industry: 1999—Con.**

[Excludes most government employees, railroad employees, and self-employed persons. Size class 1 to 4 includes establishments with payroll, but no employees, during mid-March pay period. (D) denotes figures withheld to avoid disclosing data for individual companies; the data are included in broader industry totals. Detailed industries with 100 or more employees are shown if industry was not a (D). For explanation of terms, abbreviations, and data reliability/comparability, see introductory text]

NAICS code	Industry	Number of employees for week including March 12	Payroll (\$1,000)		Total number of establishments	Number of establishments by employment-size class									
			First quarter	Annual		1 to 4	5 to 9	10 to 19	20 to 49	50 to 99	100 to 249	250 to 499	500 to 999	1,000 or more	
<b>ESSEX—Con.</b>															
<b>61</b>	<b>Educational services—Con.</b>														
611	Educational services—Con.														
6116	Other schools & instruction	553	1 767	7 666	92	51	24	11	6	—	—	—	—	—	
61161	Fine arts schools	(C)	(D)	(D)	23	12	8	3	—	—	—	—	—	—	
61162	Sports & recreation instruction	193	543	2 677	37	22	7	6	2	—	—	—	—	—	
611620	Sports & recreation instruction	193	543	2 677	37	22	7	6	2	—	—	—	—	—	
61169	All other schools & instruction	252	997	4 117	31	16	9	2	4	—	—	—	—	—	
611699	All other miscellaneous schools & instruction	135	724	2 783	19	12	4	1	2	—	—	—	—	—	
<b>62</b>	<b>Health care and social assistance</b>	<b>43 541</b>	<b>267 200</b>	<b>1 188 444</b>	<b>1 814</b>	<b>729</b>	<b>429</b>	<b>310</b>	<b>189</b>	<b>67</b>	<b>71</b>	<b>12</b>	<b>2</b>	<b>5</b>	
621	Ambulatory health care services	12 676	104 077	480 065	1 130	560	311	147	72	20	15	5	—	—	
6211	Offices of physicians	4 088	51 562	245 078	422	209	110	59	33	6	5	—	—	—	
62111	Offices of physicians	4 088	51 562	245 078	422	209	110	59	33	6	5	—	—	—	
621111	Offices of physicians (exc mental health)	3 985	50 507	240 360	393	185	107	58	32	6	5	—	—	—	
621112	Offices of physicians, mental health	103	1 055	4 718	29	24	3	1	—	—	—	—	—	—	
6212	Offices of dentists	2 361	15 496	73 868	346	140	134	62	9	1	—	—	—	—	
62121	Offices of dentists	2 361	15 496	73 868	346	140	134	62	9	1	—	—	—	—	
621210	Offices of dentists	2 361	15 496	73 868	346	140	134	62	9	1	—	—	—	—	
6213	Offices of other health practitioners	1 099	7 282	32 366	232	169	44	11	6	1	1	—	—	—	
62131	Offices of chiropractors	283	1 764	8 326	85	65	16	3	1	—	—	—	—	—	
621310	Offices of chiropractors	283	1 764	8 326	85	65	16	3	1	—	—	—	—	—	
62132	Offices of optometrists	163	766	4 648	40	29	9	1	1	—	—	—	—	—	
621320	Offices of optometrists	163	766	4 648	40	29	9	1	1	—	—	—	—	—	
62133	Offices of other mental health practitioners	130	749	3 467	33	21	10	1	1	—	—	—	—	—	
621330	Offices of other mental health practitioners	130	749	3 467	33	21	10	1	1	—	—	—	—	—	
62134	Offices of PT, OT, speech therapy & audiology	331	2 325	8 806	36	19	7	6	3	1	—	—	—	—	
621340	Offices of PT, OT, speech therapy & audiology	331	2 325	8 806	36	19	7	6	3	1	—	—	—	—	
62139	Offices of all other health practitioners	192	1 678	7 119	38	35	2	—	—	—	1	—	—	—	
621399	Offices of all other health practitioners	192	1 678	7 119	38	35	2	—	—	—	1	—	—	—	
6214	Outpatient care centers	1 504	11 346	48 950	56	17	16	10	5	3	5	—	—	—	
62142	Outpatient mental health, substance abuse ctrs	(E)	(D)	(D)	18	6	6	1	2	1	2	—	—	—	
62149	Other outpatient care centers	1 069	8 855	38 517	37	11	9	3	2	3	—	—	—	—	
621498	All other outpatient care centers	754	5 941	26 811	28	8	7	8	1	2	2	—	—	—	
6215	Medical & diagnostic laboratories	315	2 145	9 475	21	10	2	2	5	2	—	—	—	—	
62151	Medical & diagnostic laboratories	315	2 145	9 475	21	10	2	2	5	2	—	—	—	—	
621511	Medical laboratories	216	919	4 112	11	5	—	1	3	2	—	—	—	—	
6216	Home health care services	3 137	15 214	65 705	45	13	2	3	12	6	4	5	—	—	
62161	Home health care services	3 137	15 214	65 705	45	13	2	3	12	6	4	5	—	—	
621610	Home health care services	3 137	15 214	65 705	45	13	2	3	12	6	4	5	—	—	
6219	Other ambulatory health care services	172	1 032	4 623	8	2	3	—	2	1	—	—	—	—	
62191	Ambulance services	(C)	(D)	(D)	6	1	3	—	1	1	—	—	—	—	
622	Hospitals	11 158	75 281	325 166	15	1	—	—	—	—	5	2	2	5	
6221	General medical & surgical hospitals	10 222	68 810	297 211	10	—	—	—	—	—	2	1	2	5	
62211	General medical & surgical hospitals	10 222	68 810	297 211	10	—	—	—	—	—	2	1	2	5	
622110	General medical & surgical hospitals	10 222	68 810	297 211	10	—	—	—	—	—	2	1	2	5	
6222	Psychiatric & substance abuse hospitals	(E)	(D)	(D)	2	—	—	—	—	—	2	—	—	—	
62221	Psychiatric & substance abuse hospitals	(E)	(D)	(D)	2	—	—	—	—	—	2	—	—	—	
6223	Other specialty hospitals	(F)	(D)	(D)	3	1	—	—	—	—	1	1	—	—	
62231	Other specialty hospitals	(F)	(D)	(D)	3	1	—	—	—	—	1	1	—	—	
623	Nursing & residential care facilities	12 158	58 490	253 986	276	27	44	80	54	28	41	2	—	—	
6231	Nursing care facilities	8 387	42 893	186 148	68	3	1	1	5	17	39	2	—	—	
62311	Nursing care facilities	8 387	42 893	186 148	68	3	1	1	5	17	39	2	—	—	
623110	Nursing care facilities	8 387	42 893	186 148	68	3	1	1	5	17	39	2	—	—	
6232	Residential mental retardation, health facil	1 862	7 374	30 153	116	17	32	40	22	4	1	—	—	—	
62321	Residential mental retardation facilities	1 181	3 493	14 878	84	14	25	33	10	1	1	—	—	—	
623210	Residential mental retardation facilities	1 181	3 493	14 878	84	14	25	33	10	1	1	—	—	—	
62322	Residential mental health, subst abuse facil	681	3 881	15 275	32	3	7	7	12	3	—	—	—	—	
623220	Residential mental health, subst abuse facil	681	3 881	15 275	32	3	7	7	12	3	—	—	—	—	
6233	Community care facilities for the elderly	1 269	4 476	20 801	62	6	5	28	17	6	—	—	—	—	
62331	Community care facilities for the elderly	1 269	4 476	20 801	62	6	5	28	17	6	—	—	—	—	
6239	Other residential care facilities	640	3 747	16 884	30	1	6	11	10	1	1	—	—	—	
62399	Other residential care facilities	640	3 747	16 884	30	1	6	11	10	1	1	—	—	—	
623990	Other residential care facilities	640	3 747	16 884	30	1	6	11	10	1	1	—	—	—	
624	Social assistance	7 549	29 352	129 227	393	141	74	83	63	19	10	3	—	—	
6241	Individual & family services	3 374	14 756	66 113	118	41	24	16	18	12	4	3	—	—	
62411	Child & youth services	350	1 899	8 283	20	7	7	—	3	3	—	—	—	—	
624110	Child & youth services	350	1 899	8 283	20	7	7	—	3	3	—	—	—	—	
62412	Services for elderly & disabled persons	1 131	4 550	20 693	32	9	10	3	5	1	3	1	—	—	
624120	Services for elderly & disabled persons	1 131	4 550	20 693	32	9	10	3	5	1	3	1	—	—	
62419	Other individual & family services	1 893	8 307	37 137	66	25	7	13	10	8	1	2	—	—	
624190	Other individual & family services	1 893	8 307	37 137	66	25	7	13	10	8	1	2	—	—	
6242	Community, emergency & other relief services	445	2 270	9 937	31	7	7	8	9	—	—	—	—	—	
62422	Community housing services	364	1 929	8 480	22	4	4	7	7	—	—	—	—	—	
624221	Temporary shelters	250	1 402	6 150	15	1	3	7	4	—	—	—	—	—	
624229	Other community housing services	114	527	2 330	7	3	1	—	3	—	—	—	—	—	
6243	Vocational rehabilitation services	1 122	4 063	17 580	33	11	3	8	3	3	5	—	—	—	
62431	Vocational rehabilitation services	1 122	4 063	17 580	33	11	3	8	3	3	5	—	—	—	
624310	Vocational rehabilitation services	1 122	4 063	17 580	33	11	3	8	3	3	5	—	—	—	
6244	Child day care services	2 608	8 263	35 597	211	82	40	51	33	4	1	—	—	—	
62441	Child day care services	2 608	8 263	35 597	211	82	40	51	33	4	1	—	—	—	
624410	Child day care services	2 608	8 263	35 597	211	82	40	51	33	4	1	—	—	—	

Note: Employment-size classes are indicated as follows: A—0 to 19; B—20 to 99; C—100 to 249; E—250 to 499; F—500 to 999; G—1,000 to 2,499; H—2,500 to 4,999; I—5,000 to 9,999; J—10,000 to 24,999; K—25,000 to 49,999; L—50,000 to 99,999; M—100,000 or more.

**Table 6. Counties—Employees, Payroll, and Establishments by Industry: 1999—Con.**

[Excludes most government employees, railroad employees, and self-employed persons. Size class 1 to 4 includes establishments with payroll, but no employees, during mid-March pay period. (D) denotes figures withheld to avoid disclosing data for individual companies; the data are included in broader industry totals. Detailed industries with 100 or more employees are shown if industry was not a (D). For explanation of terms, abbreviations, and data reliability/comparability, see introductory text]

NAICS code	Industry	Number of employees for week including March 12	Payroll (\$1,000)		Total number of establishments	Number of establishments by employment-size class									
			First quarter	Annual		1 to 4	5 to 9	10 to 19	20 to 49	50 to 99	100 to 249	250 to 499	500 to 999	1,000 or more	
<b>ESSEX—Con.</b>															
<b>71</b>	<b>Arts, entertainment &amp; recreation . . . . .</b>	<b>4 954</b>	<b>17 731</b>	<b>96 533</b>	<b>312</b>	<b>185</b>	<b>44</b>	<b>36</b>	<b>25</b>	<b>11</b>	<b>9</b>	<b>1</b>	<b>1</b>	<b>—</b>	
711	Performing arts, spectator sports & related industries . . . . .	752	5 390	27 028	48	38	3	4	1	—	1	1	—	—	
7111	Performing arts companies . . . . .	230	502	3 764	13	8	2	1	1	—	1	—	—	—	
71111	Theater companies & dinner theaters . . . . .	225	489	3 707	10	5	2	1	1	—	1	—	—	—	
711110	Theater companies & dinner theaters . . . . .	225	489	3 707	10	5	2	1	1	—	1	—	—	—	
7114	Agents, managers for artists & other public figures . . . . .	(E)	(D)	(D)	5	1	1	2	—	—	—	1	—	—	
71141	Agents, managers for artists & other public figures . . . . .	(E)	(D)	(D)	5	1	1	2	—	—	—	1	—	—	
712	Museums, historical sites & like institutions . . . . .	392	1 479	7 684	37	25	8	2	—	—	2	—	—	—	
7121	Museums, historical sites & like institutions . . . . .	392	1 479	7 684	37	25	8	2	—	—	2	—	—	—	
71211	Museums . . . . .	264	1 181	6 185	26	17	6	2	—	—	1	—	—	—	
712110	Museums . . . . .	264	1 181	6 185	26	17	6	2	—	—	1	—	—	—	
71212	Historical sites . . . . .	128	298	1 499	11	8	2	—	—	—	1	—	—	—	
712120	Historical sites . . . . .	128	298	1 499	11	8	2	—	—	—	1	—	—	—	
713	Amusement, gambling & recreation industries . . . . .	3 810	10 862	61 821	227	122	33	30	24	11	6	—	1	—	
7139	Other amusement & recreation industries . . . . .	3 771	10 692	60 643	219	116	32	30	23	11	6	—	1	—	
71391	Golf courses & country clubs . . . . .	1 002	3 487	24 849	36	17	4	2	5	6	2	—	—	—	
713910	Golf courses & country clubs . . . . .	1 002	3 487	24 849	36	17	4	2	5	6	2	—	—	—	
71392	Skiing facilities . . . . .	(C)	(D)	(D)	1	—	—	—	—	—	1	—	—	—	
71393	Marinas . . . . .	155	671	3 899	32	24	4	3	1	—	—	—	—	—	
713930	Marinas . . . . .	155	671	3 899	32	24	4	3	1	—	—	—	—	—	
71394	Fitness & recreational sports centers . . . . .	2 088	4 722	23 298	90	37	13	16	16	4	3	—	1	—	
713940	Fitness & recreational sports centers . . . . .	2 088	4 722	23 298	90	37	13	16	16	4	3	—	1	—	
71399	All other amusement & recreation industries . . . . .	267	1 237	7 008	48	32	9	5	1	1	—	—	—	—	
713990	All other amusement & recreation industries . . . . .	267	1 237	7 008	48	32	9	5	1	1	—	—	—	—	
<b>72</b>	<b>Accommodation &amp; food services . . . . .</b>	<b>23 949</b>	<b>64 045</b>	<b>299 011</b>	<b>1 549</b>	<b>639</b>	<b>270</b>	<b>263</b>	<b>283</b>	<b>68</b>	<b>23</b>	<b>3</b>	<b>—</b>	<b>—</b>	
721	Accommodation . . . . .	2 330	8 712	39 632	98	49	14	11	14	3	5	2	—	—	
7211	Traveler accommodation . . . . .	2 282	8 577	38 492	82	35	13	11	13	3	5	2	—	—	
72111	Hotels (exc casino hotels) & motels . . . . .	2 214	8 407	36 815	61	21	8	9	13	3	5	2	—	—	
721110	Hotels (exc casino hotels) & motels . . . . .	2 214	8 407	36 815	61	21	8	9	13	3	5	2	—	—	
722	Food services & drinking places . . . . .	21 619	55 333	259 379	1 451	590	256	252	269	65	18	1	—	—	
7221	Full-service restaurants . . . . .	11 859	31 491	146 995	530	161	78	91	137	48	14	1	—	—	
72211	Full-service restaurants . . . . .	11 859	31 491	146 995	530	161	78	91	137	48	14	1	—	—	
722110	Full-service restaurants . . . . .	11 859	31 491	146 995	530	161	78	91	137	48	14	1	—	—	
7222	Limited-service eating places . . . . .	7 567	17 341	81 521	669	302	118	123	111	11	4	—	—	—	
72221	Limited-service eating places . . . . .	7 567	17 341	81 521	669	302	118	123	111	11	4	—	—	—	
722211	Limited-service restaurants . . . . .	5 408	12 676	59 336	478	226	95	72	71	11	3	—	—	—	
722213	Snack & nonalcoholic beverage bars . . . . .	2 075	4 487	21 366	180	71	20	49	39	—	1	—	—	—	
7223	Special food services . . . . .	1 368	4 418	22 023	137	72	22	25	13	5	—	—	—	—	
72231	Food service contractors . . . . .	908	3 356	15 222	88	46	16	16	6	4	—	—	—	—	
722310	Food service contractors . . . . .	908	3 356	15 222	88	46	16	16	6	4	—	—	—	—	
72232	Caterers . . . . .	414	901	5 914	38	19	4	7	7	1	—	—	—	—	
722320	Caterers . . . . .	414	901	5 914	38	19	4	7	7	1	—	—	—	—	
7224	Drinking places (alcoholic beverages) . . . . .	825	2 083	8 840	115	55	38	13	8	1	—	—	—	—	
72241	Drinking places (alcoholic beverages) . . . . .	825	2 083	8 840	115	55	38	13	8	1	—	—	—	—	
722410	Drinking places (alcoholic beverages) . . . . .	825	2 083	8 840	115	55	38	13	8	1	—	—	—	—	
<b>81</b>	<b>Other services (except public administration) . . . . .</b>	<b>11 645</b>	<b>57 159</b>	<b>253 628</b>	<b>1 796</b>	<b>1 147</b>	<b>377</b>	<b>171</b>	<b>79</b>	<b>16</b>	<b>5</b>	<b>—</b>	<b>1</b>	<b>—</b>	
811	Repair & maintenance . . . . .	3 546	27 807	121 168	569	392	123	35	13	4	1	—	1	—	
8111	Automotive repair & maintenance . . . . .	1 675	10 230	44 802	416	284	100	26	5	1	—	—	—	—	
81111	Automotive mechanical & electrical R&M . . . . .	787	4 699	20 903	236	175	51	8	2	—	—	—	—	—	
811111	General automotive repair . . . . .	631	3 757	16 954	203	157	38	7	1	—	—	—	—	—	
81112	Automotive body, paint, interior & glass repair . . . . .	573	4 414	18 651	133	86	35	10	1	1	—	—	—	—	
811121	Automotive body, paint & interior R&M . . . . .	468	3 191	13 209	108	69	29	8	1	1	—	—	—	—	
811122	Automotive glass replacement shops . . . . .	105	1 223	5 442	25	17	6	2	—	—	—	—	—	—	
81119	Other automotive R&M . . . . .	315	1 117	5 248	47	23	14	8	2	—	—	—	—	—	
811192	Car washes . . . . .	199	747	3 164	29	15	8	4	2	—	—	—	—	—	
8112	Electronic & precision equipment R&M . . . . .	1 271	13 519	57 463	46	29	6	5	3	1	1	—	1	—	
81121	Electronic & precision equipment R&M . . . . .	1 271	13 519	57 463	46	29	6	5	3	1	1	—	1	—	
811212	Computer & office machine R&M . . . . .	1 029	11 744	48 277	25	17	3	2	1	—	1	—	1	—	
811219	Other electronic & precision equipment R&M . . . . .	128	1 137	5 827	9	4	1	2	2	—	—	—	—	—	
8113	Commercial equipment (exc auto & elec) R&M . . . . .	205	1 719	7 856	41	28	10	2	—	1	—	—	—	—	
81131	Commercial equipment (exc auto & elec) R&M . . . . .	205	1 719	7 856	41	28	10	2	—	1	—	—	—	—	
811310	Commercial equipment (exc auto & elec) R&M . . . . .	205	1 719	7 856	41	28	10	2	—	1	—	—	—	—	
8114	Personal & household goods R&M . . . . .	395	2 339	11 047	66	51	7	2	5	1	—	—	—	—	
81141	Home, garden equipment & appliance R&M . . . . .	157	999	4 604	23	18	3	—	1	1	—	—	—	—	
811412	Appliance repair & maintenance . . . . .	140	918	4 188	17	13	2	—	1	1	—	—	—	—	
81149	Other personal & household goods R&M . . . . .	163	964	4 737	22	15	2	2	3	—	—	—	—	—	
811490	Other personal & household goods R&M . . . . .	163	964	4 737	22	15	2	2	3	—	—	—	—	—	

Note: Employment-size classes are indicated as follows: A—0 to 19; B—20 to 99; C—100 to 249; E—250 to 499; F—500 to 999; G—1,000 to 2,499; H—2,500 to 4,999; I—5,000 to 9,999; J—10,000 to 24,999; K—25,000 to 49,999; L—50,000 to 99,999; M—100,000 or more.



**Table 6. Counties—Employees, Payroll, and Establishments by Industry: 1999—Con.**

[Excludes most government employees, railroad employees, and self-employed persons. Size class 1 to 4 includes establishments with payroll, but no employees, during mid-March pay period. (D) denotes figures withheld to avoid disclosing data for individual companies; the data are included in broader industry totals. Detailed industries with 100 or more employees are shown if industry was not a (D). For explanation of terms, abbreviations, and data reliability/comparability, see introductory text]

NAICS code	Industry	Number of employees for week including March 12	Payroll (\$1,000)		Total number of establishments	Number of establishments by employment-size class								
			First quarter	Annual		1 to 4	5 to 9	10 to 19	20 to 49	50 to 99	100 to 249	250 to 499	500 to 999	1,000 or more
<b>ESSEX—Con.</b>														
<b>81</b>	<b>Other services (except public administration)—Con.</b>													
812	Personal & laundry services .....	3 430	12 683	60 053	652	447	113	60	28	3	1	—	—	—
8121	Personal care services .....	1 701	5 174	23 734	379	271	64	30	13	1	—	—	—	—
81211	Hair, nail & skin care services .....	1 528	4 883	22 353	330	231	58	29	11	1	—	—	—	—
812112	Beauty salons .....	1 429	4 566	20 853	301	208	55	26	11	1	—	—	—	—
81219	Other personal care services .....	173	291	1 381	49	40	6	1	2	—	—	—	—	—
812191	Diet & weight reducing centers .....	121	208	934	30	25	2	1	2	—	—	—	—	—
8122	Death care services .....	294	2 063	10 603	62	38	15	8	1	—	—	—	—	—
81221	Funeral homes .....	224	1 616	8 482	44	25	12	6	1	—	—	—	—	—
812210	Funeral homes .....	224	1 616	8 482	44	25	12	6	1	—	—	—	—	—
8123	Drycleaning & laundry services .....	1 006	3 649	17 131	139	91	22	17	7	1	1	—	—	—
81231	Coin-operated laundries & drycleaners .....	203	485	2 114	47	33	10	3	1	—	—	—	—	—
812310	Coin-operated laundries & drycleaners .....	203	485	2 114	47	33	10	3	1	—	—	—	—	—
81232	Drycleaning & laundry services (exc coin-op) .....	509	1 586	8 487	83	56	10	13	4	—	—	—	—	—
812320	Drycleaning & laundry services (exc coin-op) .....	509	1 586	8 487	83	56	10	13	4	—	—	—	—	—
81233	Linen & uniform supply .....	294	1 578	6 530	9	2	2	1	2	1	1	—	—	—
8129	Other personal services .....	429	1 797	8 585	72	47	12	5	7	1	—	—	—	—
81292	Photofinishing .....	218	1 151	5 246	22	8	6	2	6	—	—	—	—	—
812921	Photofinishing laboratories (except one-hour) .....	105	689	3 264	11	4	3	2	2	—	—	—	—	—
812922	One-hour photofinishing .....	113	462	1 982	11	4	3	—	4	—	—	—	—	—
813	Religious, grantmaking, civic, prof & like organizations .....	4 669	16 669	72 407	575	308	141	76	38	9	3	—	—	—
8131	Religious organizations .....	2 447	8 260	34 072	280	126	85	40	24	4	1	—	—	—
81311	Religious organizations .....	2 447	8 260	34 072	280	126	85	40	24	4	1	—	—	—
813110	Religious organizations .....	2 447	8 260	34 072	280	126	85	40	24	4	1	—	—	—
8133	Social advocacy organizations .....	479	2 651	12 015	33	18	7	3	3	1	1	—	—	—
81331	Social advocacy organizations .....	479	2 651	12 015	33	18	7	3	3	1	1	—	—	—
813312	Environment & wildlife organizations .....	343	1 501	7 508	22	11	6	2	2	—	1	—	—	—
813319	Other social advocacy organizations .....	115	1 034	3 949	7	5	—	—	1	1	—	—	—	—
8134	Civic & social organizations .....	1 065	2 355	10 889	107	52	25	19	6	4	1	—	—	—
81341	Civic & social organizations .....	1 065	2 355	10 889	107	52	25	19	6	4	1	—	—	—
813410	Civic & social organizations .....	1 065	2 355	10 889	107	52	25	19	6	4	1	—	—	—
8139	Business, labor, political, like organizations .....	588	2 669	12 268	131	91	23	14	3	—	—	—	—	—
81391	Business associations .....	138	992	4 170	23	14	7	1	1	—	—	—	—	—
813910	Business associations .....	138	992	4 170	23	14	7	1	1	—	—	—	—	—
81393	Labor unions & similar labor organizations .....	260	572	2 434	44	24	11	7	2	—	—	—	—	—
813930	Labor unions & similar labor organizations .....	260	572	2 434	44	24	11	7	2	—	—	—	—	—
81399	Oth similar organizations (exc business, prof, labor, pol) .....	144	780	3 543	50	42	4	4	—	—	—	—	—	—
813990	Oth similar organizations (exc business, prof, labor, pol) .....	144	780	3 543	50	42	4	4	—	—	—	—	—	—
<b>95</b>	<b>Auxiliaries (exc corporate, subsidiary &amp; regional mgt) .....</b>	<b>2 648</b>	<b>43 754</b>	<b>191 908</b>	<b>23</b>	<b>5</b>	<b>1</b>	<b>1</b>	<b>10</b>	<b>2</b>	<b>1</b>	<b>1</b>	<b>2</b>	<b>—</b>
<b>99</b>	<b>Unclassified establishments .....</b>	<b>757</b>	<b>1 145</b>	<b>9 828</b>	<b>641</b>	<b>617</b>	<b>23</b>	<b>1</b>	<b>—</b>	<b>—</b>	<b>—</b>	<b>—</b>	<b>—</b>	<b>—</b>
<b>FRANKLIN</b>														
	<b>Total .....</b>	<b>22 871</b>	<b>131 095</b>	<b>589 069</b>	<b>1 754</b>	<b>1 010</b>	<b>342</b>	<b>198</b>	<b>119</b>	<b>46</b>	<b>31</b>	<b>5</b>	<b>2</b>	<b>1</b>
<b>11</b>	<b>Forestry, fishing, hunting, and agriculture support .....</b>	<b>(A)</b>	<b>(D)</b>	<b>(D)</b>	<b>1</b>	<b>1</b>	<b>—</b>	<b>—</b>	<b>—</b>	<b>—</b>	<b>—</b>	<b>—</b>	<b>—</b>	<b>—</b>
<b>22</b>	<b>Utilities .....</b>	<b>218</b>	<b>3 112</b>	<b>12 073</b>	<b>14</b>	<b>6</b>	<b>3</b>	<b>1</b>	<b>3</b>	<b>1</b>	<b>—</b>	<b>—</b>	<b>—</b>	<b>—</b>
221	Utilities .....	218	3 112	12 073	14	6	3	1	3	1	—	—	—	—
2211	Elec pwr generation, transmsn & distribution ...	(C)	(D)	(D)	10	5	1	—	3	1	—	—	—	—
22111	Electric power generation .....	(C)	(D)	(D)	4	2	—	—	1	1	—	—	—	—
<b>23</b>	<b>Construction .....</b>	<b>704</b>	<b>4 430</b>	<b>23 134</b>	<b>165</b>	<b>127</b>	<b>19</b>	<b>15</b>	<b>3</b>	<b>1</b>	<b>—</b>	<b>—</b>	<b>—</b>	<b>—</b>
233	Building, developing & general contracting .....	119	981	3 856	36	30	2	4	—	—	—	—	—	—
234	Heavy construction .....	213	1 633	9 920	15	5	4	3	2	1	—	—	—	—
2349	Other heavy construction .....	(C)	(D)	(D)	11	4	3	2	2	—	—	—	—	—
235	Special trade contractors .....	372	1 816	9 358	114	92	13	8	1	—	—	—	—	—
<b>31-33</b>	<b>Manufacturing .....</b>	<b>6 108</b>	<b>44 901</b>	<b>203 721</b>	<b>120</b>	<b>36</b>	<b>15</b>	<b>23</b>	<b>18</b>	<b>12</b>	<b>13</b>	<b>2</b>	<b>—</b>	<b>1</b>
311	Food mfg .....	436	2 645	12 062	14	4	2	4	1	1	2	—	—	—
3114	Fruit & veg preserving & specialty food mfg ....	(C)	(D)	(D)	1	—	—	—	—	—	1	—	—	—
31142	Fruit & veg canning, pickling & drying .....	(C)	(D)	(D)	1	—	—	—	—	—	1	—	—	—
3119	Other food mfg .....	(C)	(D)	(D)	4	2	—	—	—	1	1	—	—	—
31199	All other food mfg .....	(C)	(D)	(D)	2	—	—	—	—	1	1	—	—	—
314	Textile product mills .....	(C)	(D)	(D)	3	—	1	—	1	1	—	—	—	—
3149	Other textile product mills .....	(C)	(D)	(D)	2	—	—	—	1	1	—	—	—	—
31499	All other textile product mills .....	(C)	(D)	(D)	2	—	—	—	1	1	—	—	—	—
321	Wood product mfg .....	126	639	2 995	13	2	4	7	—	—	—	—	—	—
322	Paper mfg .....	(E)	(D)	(D)	7	1	—	1	1	2	2	—	—	—
3221	Pulp, paper & paperboard mills .....	(E)	(D)	(D)	3	—	—	—	—	1	2	—	—	—
32212	Paper mills .....	(E)	(D)	(D)	3	—	—	—	—	1	2	—	—	—
3222	Converted paper product mfg .....	(C)	(D)	(D)	4	1	—	1	1	1	—	—	—	—

Note: Employment-size classes are indicated as follows: A—0 to 19; B—20 to 99; C—100 to 249; E—250 to 499; F—500 to 999; G—1,000 to 2,499; H—2,500 to 4,999; I—5,000 to 9,999; J—10,000 to 24,999; K—25,000 to 49,999; L—50,000 to 99,999; M—100,000 or more.

**Table 6. Counties—Employees, Payroll, and Establishments by Industry: 1999—Con.**

[Excludes most government employees, railroad employees, and self-employed persons. Size class 1 to 4 includes establishments with payroll, but no employees, during mid-March pay period. (D) denotes figures withheld to avoid disclosing data for individual companies; the data are included in broader industry totals. Detailed industries with 100 or more employees are shown if industry was not a (D). For explanation of terms, abbreviations, and data reliability/comparability, see introductory text]

NAICS code	Industry	Number of employees for week including March 12	Payroll (\$1,000)		Total number of establishments	Number of establishments by employment-size class																					
			First quarter	Annual		1 to 4	5 to 9	10 to 19	20 to 49	50 to 99	100 to 249	250 to 499	500 to 999	1,000 or more													
<b>FRANKLIN—Con.</b>																											
<b>31-33 Manufacturing—Con.</b>																											
326	Plastics & rubber products mfg	947	7 599	33 257	9	1	—	—	1	4	2	1	—	—	—	—	—										
3261	Plastics product mfg	947	7 599	33 257	9	1	—	—	1	4	2	1	—	—	—	—	—										
32611	Unsupported plastics film, sheet, & bag mfg	390	3 881	16 934	6	1	—	—	1	3	1	—	—	—	—	—	—										
32619	Other plastics product mfg	(E)	(D)	(D)	2	—	—	—	—	—	1	1	—	—	—	—	—										
331	Primary metal mfg	291	2 561	10 910	3	—	—	—	2	—	1	—	—	—	—	—	—										
3314	Nonferrous (exc alum) production & processing	(C)	(D)	(D)	1	—	—	—	—	—	1	—	—	—	—	—	—										
33142	Copper rolling, drawing, extruding & alloying	(C)	(D)	(D)	1	—	—	—	—	—	1	—	—	—	—	—	—										
332	Fabricated metal product mfg	962	6 940	29 229	15	5	1	—	3	3	2	1	—	—	—	—	—										
3322	Cutlery & handtool mfg	420	3 453	14 584	3	—	—	—	—	2	—	1	—	—	—	—	—										
33221	Cutlery & handtool mfg	420	3 453	14 584	3	—	—	—	—	2	—	1	—	—	—	—	—										
3323	Architectural & structural metals mfg	(C)	(D)	(D)	5	3	—	—	1	1	—	—	—	—	—	—	—										
3329	Other fabricated metal product mfg	326	1 954	7 713	3	1	—	—	—	—	2	—	—	—	—	—	—										
33291	Metal valve mfg	(C)	(D)	(D)	1	—	—	—	—	—	1	—	—	—	—	—	—										
33299	All other fabricated metal product mfg	(C)	(D)	(D)	2	1	—	—	—	—	1	—	—	—	—	—	—										
333	Machinery mfg	256	2 132	8 675	11	1	4	4	1	—	1	—	—	—	—	—	—										
3335	Metalworking machinery mfg	(C)	(D)	(D)	8	1	2	3	1	—	1	—	—	—	—	—	—										
33351	Metalworking machinery mfg	(C)	(D)	(D)	8	1	2	3	1	—	1	—	—	—	—	—	—										
333515	Cutting tool & machine tool accessory mfg	210	1 815	7 305	5	—	1	2	1	—	1	—	—	—	—	—	—										
334	Computer & electronic product mfg	(E)	(D)	(D)	10	5	—	1	2	—	2	—	—	—	—	—	—										
3342	Communications equipment mfg	(C)	(D)	(D)	2	1	—	—	—	—	1	—	—	—	—	—	—										
33422	Radio, TV broadcast & wireless comm equip mfg	(C)	(D)	(D)	1	—	—	—	—	—	1	—	—	—	—	—	—										
3345	Nav, measuring, medical, control instruments mfg	(C)	(D)	(D)	1	—	—	—	—	—	1	—	—	—	—	—	—										
33451	Nav, measuring, medical, control instruments mfg	(C)	(D)	(D)	1	—	—	—	—	—	1	—	—	—	—	—	—										
339	Miscellaneous mfg	1 788	11 521	55 818	9	2	1	—	4	—	1	—	—	—	—	—	1										
3399	Other miscellaneous mfg	1 788	11 521	55 818	9	2	1	—	4	—	1	—	—	—	—	—	1										
33991	Jewelry & silverware mfg	(C)	(D)	(D)	1	—	—	—	—	—	1	—	—	—	—	—	—										
33999	All other misc mfg	(G)	(D)	(D)	3	1	—	—	1	—	—	—	—	—	—	—	1										
<b>42</b>	<b>Wholesale trade</b>	<b>919</b>	<b>7 277</b>	<b>32 874</b>	<b>79</b>	<b>37</b>	<b>15</b>	<b>17</b>	<b>7</b>	<b>1</b>	<b>2</b>	—	—	—	—	—	—										
421	Wholesale trade, durable goods	443	3 701	16 105	52	23	11	13	5	—	—	—	—	—	—	—	—										
4218	Machinery, equipment & supplies whse	153	1 196	5 688	15	5	3	5	2	—	—	—	—	—	—	—	—										
422	Wholesale trade, nondurable goods	476	3 576	16 769	27	14	4	4	2	1	2	—	—	—	—	—	—										
4224	Grocery & related product whse	(C)	(D)	(D)	4	3	—	—	—	—	1	—	—	—	—	—	—										
42249	Other grocery & related products whse	(C)	(D)	(D)	2	1	—	—	—	—	1	—	—	—	—	—	—										
4227	Petroleum & petroleum products whse	220	1 930	10 640	4	1	—	—	1	1	1	—	—	—	—	—	—										
42271	Petroleum bulk stations & terminals	(C)	(D)	(D)	2	1	—	—	—	—	1	—	—	—	—	—	—										
<b>44-45</b>	<b>Retail trade</b>	<b>3 073</b>	<b>12 595</b>	<b>57 820</b>	<b>287</b>	<b>136</b>	<b>78</b>	<b>37</b>	<b>24</b>	<b>9</b>	<b>3</b>	—	—	—	—	—	—										
441	Motor vehicle & parts dealers	450	2 657	14 115	29	10	8	3	6	2	—	—	—	—	—	—	—										
4411	Automobile dealers	(E)	(D)	(D)	11	2	2	—	6	1	—	—	—	—	—	—	—										
44111	New car dealers	(E)	(D)	(D)	8	—	1	—	6	1	—	—	—	—	—	—	—										
4413	Automotive parts, accessories & tire stores	153	806	4 218	13	4	5	3	—	1	—	—	—	—	—	—	—										
444	Bldg material & garden equip & supp dealers	270	1 473	6 546	31	14	10	4	2	1	—	—	—	—	—	—	—										
4441	Building material & supplies dealers	(C)	(D)	(D)	20	7	9	1	2	1	—	—	—	—	—	—	—										
44419	Other building material dealers	173	905	4 244	12	5	3	1	2	1	—	—	—	—	—	—	—										
444190	Other building material dealers	173	905	4 244	12	5	3	1	2	1	—	—	—	—	—	—	—										
445	Food & beverage stores	962	2 973	13 421	60	26	19	5	5	3	2	—	—	—	—	—	—										
4451	Grocery stores	896	2 811	12 471	39	11	15	3	5	3	2	—	—	—	—	—	—										
44511	Grocery (except convenience) stores	761	2 546	11 260	19	5	3	2	4	3	2	—	—	—	—	—	—										
445110	Grocery (except convenience) stores	761	2 546	11 260	19	5	3	2	4	3	2	—	—	—	—	—	—										
44512	Convenience stores	135	265	1 211	20	6	12	1	1	—	—	—	—	—	—	—	—										
445120	Convenience stores	135	265	1 211	20	6	12	1	1	—	—	—	—	—	—	—	—										
446	Health & personal care stores	159	585	2 551	19	11	2	4	2	—	—	—	—	—	—	—	—										
4461	Health & personal care stores	159	585	2 551	19	11	2	4	2	—	—	—	—	—	—	—	—										
44611	Pharmacies & drug stores	110	407	1 787	8	3	—	3	2	—	—	—	—	—	—	—	—										
446110	Pharmacies & drug stores	110	407	1 787	8	3	—	3	2	—	—	—	—	—	—	—	—										
447	Gasoline stations	237	784	3 322	34	12	12	9	1	—	—	—	—	—	—	—	—										
4471	Gasoline stations	237	784	3 322	34	12	12	9	1	—	—	—	—	—	—	—	—										
44711	Gasoline stations with convenience stores	(C)	(D)	(D)	16	3	6	6	1	—	—	—	—	—	—	—	—										
44719	Other gasoline stations	(C)	(D)	(D)	18	9	6	3	—	—	—	—	—	—	—	—	—										
452	General merchandise stores	350	1 330	5 231	9	—	5	—	—	3	1	—	—	—	—	—	—										
4521	Department stores	265	1 080	4 090	3	—	—	—	—	2	1	—	—	—	—	—	—										
45211	Department stores	265	1 080	4 090	3	—	—	—	—	2	1	—	—	—	—	—	—										
452110	Department stores	265	1 080	4 090	3	—	—	—	—	2	1	—	—	—	—	—	—										
453	Miscellaneous store retailers	210	624	3 069	30	20	3	3	4	—	—	—	—	—	—	—	—										
454	Nonstore retailers	196	1 299	5 616	20	9	4	4	3	—	—	—	—	—	—	—	—										
4543	Direct selling establishments	140	990	4 193	12	4	3	3	2	—	—	—	—	—	—	—	—										
45431	Fuel dealers	(C)	(D)	(D)	11	4	3	2	2	—	—	—	—	—	—	—	—										

Note: Employment-size classes are indicated as follows: A—0 to 19; B—20 to 99; C—100 to 249; E—250 to 499; F—500 to 999; G—1,000 to 2,499; H—2,500 to 4,999; I—5,000 to 9,999; J—10,000 to 24,999; K—25,000 to 49,999; L—50,000 to 99,999; M—100,000 or more.

**Table 6. Counties—Employees, Payroll, and Establishments by Industry: 1999—Con.**

[Excludes most government employees, railroad employees, and self-employed persons. Size class 1 to 4 includes establishments with payroll, but no employees, during mid-March pay period. (D) denotes figures withheld to avoid disclosing data for individual companies; the data are included in broader industry totals. Detailed industries with 100 or more employees are shown if industry was not a (D). For explanation of terms, abbreviations, and data reliability/comparability, see introductory text]

NAICS code	Industry	Number of employees for week including March 12	Payroll (\$1,000)		Total number of establishments	Number of establishments by employment-size class									
			First quarter	Annual		1 to 4	5 to 9	10 to 19	20 to 49	50 to 99	100 to 249	250 to 499	500 to 999	1,000 or more	
<b>FRANKLIN—Con.</b>															
<b>48-49</b>	<b>Transportation &amp; warehousing</b>	<b>551</b>	<b>3 323</b>	<b>14 692</b>	<b>41</b>	<b>16</b>	<b>10</b>	<b>7</b>	<b>6</b>	<b>1</b>	<b>1</b>				
484	Truck transportation	304	2 509	11 253	25	10	7	4	3	—	1	—	—	—	
4841	General freight trucking	207	1 878	8 321	11	4	2	2	2	—	1	—	—	—	
48412	General freight trucking, long-distance	196	1 817	7 862	7	1	1	2	2	—	1	—	—	—	
485	Transit & ground passenger transportation	239	765	3 231	12	3	2	3	3	1	—	—	—	—	
4854	School & employee bus transportation	(C)	(D)	(D)	7	2	—	2	2	1	—	—	—	—	
48541	School & employee bus transportation	(C)	(D)	(D)	7	2	—	2	2	1	—	—	—	—	
<b>51</b>	<b>Information</b>	<b>798</b>	<b>6 547</b>	<b>26 414</b>	<b>33</b>	<b>16</b>	<b>8</b>	<b>4</b>	<b>2</b>	<b>1</b>	<b>1</b>	<b>1</b>			
511	Publishing industries	519	5 095	19 951	11	3	4	1	1	1	—	1	—	—	
5111	Newspaper, periodical, book, database publishers	519	5 095	19 951	11	3	4	1	1	1	—	1	—	—	
51111	Newspaper publishers	(C)	(D)	(D)	2	—	1	—	—	1	—	—	—	—	
51113	Book publishers	(E)	(D)	(D)	3	1	—	—	1	—	—	1	—	—	
513	Broadcasting & telecommunications	(C)	(D)	(D)	11	6	2	1	1	—	1	—	—	—	
5133	Telecommunications	(C)	(D)	(D)	5	3	1	—	—	—	1	—	—	—	
51331	Wired telecommunications carriers	(C)	(D)	(D)	2	1	—	—	—	—	1	—	—	—	
<b>52</b>	<b>Finance &amp; insurance</b>	<b>747</b>	<b>6 419</b>	<b>24 268</b>	<b>58</b>	<b>29</b>	<b>13</b>	<b>11</b>	<b>2</b>	<b>2</b>		<b>1</b>			
522	Credit intermediation & related activities	(E)	(D)	(D)	24	4	10	6	2	2	—	—	—	—	
5221	Depository credit intermediation	(E)	(D)	(D)	22	2	10	6	2	2	—	—	—	—	
52212	Savings institutions	231	2 110	7 669	14	1	6	3	2	2	—	—	—	—	
522120	Savings institutions	231	2 110	7 669	14	1	6	3	2	2	—	—	—	—	
524	Insurance carriers & related activities	421	3 482	13 393	28	20	3	4	—	—	—	1	—	—	
5241	Insurance carriers	(E)	(D)	(D)	1	—	—	—	—	—	—	1	—	—	
52411	Direct life, health, medical insurance carriers	(E)	(D)	(D)	1	—	—	—	—	—	—	1	—	—	
5242	Agencies & other insurance related activities	(C)	(D)	(D)	27	20	3	4	—	—	—	—	—	—	
52421	Insurance agencies & brokerages	(C)	(D)	(D)	27	20	3	4	—	—	—	—	—	—	
<b>53</b>	<b>Real estate &amp; rental &amp; leasing</b>	<b>109</b>	<b>408</b>	<b>1 872</b>	<b>43</b>	<b>38</b>	<b>3</b>	<b>2</b>							
<b>54</b>	<b>Professional, scientific &amp; technical services</b>	<b>388</b>	<b>2 527</b>	<b>11 282</b>	<b>121</b>	<b>91</b>	<b>25</b>	<b>5</b>							
541	Professional, scientific & technical services	388	2 527	11 282	121	91	25	5	—	—	—	—	—	—	
<b>55</b>	<b>Management of companies &amp; enterprises</b>	<b>(B)</b>	<b>(D)</b>	<b>(D)</b>	<b>5</b>	<b>2</b>	<b>2</b>	<b>1</b>							
<b>56</b>	<b>Admin, support, waste mgt, remediation services</b>	<b>658</b>	<b>2 779</b>	<b>14 306</b>	<b>58</b>	<b>33</b>	<b>10</b>	<b>6</b>	<b>6</b>	<b>2</b>	<b>1</b>				
561	Administrative & support services	(F)	(D)	(D)	55	32	8	6	6	2	1	—	—	—	
5613	Employment services	(C)	(D)	(D)	4	—	—	1	2	1	—	—	—	—	
56132	Temporary help services	(C)	(D)	(D)	2	—	—	—	1	1	—	—	—	—	
5614	Business support services	(C)	(D)	(D)	5	2	1	—	1	—	1	—	—	—	
56142	Telephone call centers	(C)	(D)	(D)	2	—	—	—	1	—	1	—	—	—	
5617	Services to buildings & dwellings	(C)	(D)	(D)	30	22	2	4	2	—	—	—	—	—	
56173	Landscaping services	(C)	(D)	(D)	21	16	1	3	1	—	—	—	—	—	
<b>61</b>	<b>Educational services</b>	<b>1 726</b>	<b>9 984</b>	<b>43 919</b>	<b>32</b>	<b>13</b>	<b>6</b>	<b>2</b>	<b>3</b>	<b>4</b>	<b>2</b>	<b>1</b>	<b>1</b>		
611	Educational services	1 726	9 984	43 919	32	13	6	2	3	4	2	1	1	—	
6111	Elementary & secondary schools	1 663	9 662	42 360	17	3	3	—	3	4	2	1	1	—	
61111	Elementary & secondary schools	1 663	9 662	42 360	17	3	3	—	3	4	2	1	1	—	
611110	Elementary & secondary schools	1 663	9 662	42 360	17	3	3	—	3	4	2	1	1	—	
<b>62</b>	<b>Health care and social assistance</b>	<b>3 553</b>	<b>18 292</b>	<b>82 333</b>	<b>164</b>	<b>77</b>	<b>35</b>	<b>23</b>	<b>15</b>	<b>7</b>	<b>6</b>		<b>1</b>		
621	Ambulatory health care services	893	5 235	25 262	91	48	23	13	4	2	1	—	—	—	
6211	Offices of physicians	188	1 650	9 034	31	18	7	5	1	—	—	—	—	—	
62111	Offices of physicians	188	1 650	9 034	31	18	7	5	1	—	—	—	—	—	
621111	Offices of physicians (exc mental health)	188	1 650	9 034	31	18	7	5	1	—	—	—	—	—	
6212	Offices of dentists	153	961	4 299	23	6	12	5	—	—	—	—	—	—	
62121	Offices of dentists	153	961	4 299	23	6	12	5	—	—	—	—	—	—	
621210	Offices of dentists	153	961	4 299	23	6	12	5	—	—	—	—	—	—	
6214	Outpatient care centers	(C)	(D)	(D)	3	—	—	1	—	1	1	—	—	—	
62142	Outpatient mental health, substance abuse ctrs	(C)	(D)	(D)	1	—	—	—	—	—	1	—	—	—	
6216	Home health care services	121	472	2 371	7	3	1	—	3	—	—	—	—	—	
62161	Home health care services	121	472	2 371	7	3	1	—	3	—	—	—	—	—	
621610	Home health care services	121	472	2 371	7	3	1	—	3	—	—	—	—	—	
622	Hospitals	(F)	(D)	(D)	1	—	—	—	—	—	—	—	1	—	
6221	General medical & surgical hospitals	(F)	(D)	(D)	1	—	—	—	—	—	—	—	1	—	
62211	General medical & surgical hospitals	(F)	(D)	(D)	1	—	—	—	—	—	—	—	1	—	
623	Nursing & residential care facilities	1 110	4 680	20 437	22	3	3	4	4	4	4	—	—	—	
6231	Nursing care facilities	(F)	(D)	(D)	9	—	—	—	1	4	4	—	—	—	
62311	Nursing care facilities	(F)	(D)	(D)	9	—	—	—	1	4	4	—	—	—	
624	Social assistance	(F)	(D)	(D)	50	26	9	6	7	1	1	—	—	—	
6241	Individual & family services	353	1 581	6 752	15	4	2	4	3	1	1	—	—	—	
62411	Child & youth services	175	792	3 323	6	2	1	1	1	—	1	—	—	—	
624110	Child & youth services	175	792	3 323	6	2	1	1	1	—	1	—	—	—	
62419	Other individual & family services	139	685	2 955	5	1	—	1	2	1	—	—	—	—	
624190	Other individual & family services	139	685	2 955	5	1	—	1	2	1	—	—	—	—	
6243	Vocational rehabilitation services	106	245	1 108	5	1	—	1	3	—	—	—	—	—	
62431	Vocational rehabilitation services	106	245	1 108	5	1	—	1	3	—	—	—	—	—	
624310	Vocational rehabilitation services	106	245	1 108	5	1	—	1	3	—	—	—	—	—	

Note: Employment-size classes are indicated as follows: A—0 to 19; B—20 to 99; C—100 to 249; E—250 to 499; F—500 to 999; G—1,000 to 2,499; H—2,500 to 4,999; I—5,000 to 9,999; J—10,000 to 24,999; K—25,000 to 49,999; L—50,000 to 99,999; M—100,000 or more.

**Table 6. Counties—Employees, Payroll, and Establishments by Industry: 1999—Con.**

[Excludes most government employees, railroad employees, and self-employed persons. Size class 1 to 4 includes establishments with payroll, but no employees, during mid-March pay period. (D) denotes figures withheld to avoid disclosing data for individual companies; the data are included in broader industry totals. Detailed industries with 100 or more employees are shown if industry was not a (D). For explanation of terms, abbreviations, and data reliability/comparability, see introductory text]

NAICS code	Industry	Number of employees for week including March 12	Payroll (\$1,000)		Total number of establishments	Number of establishments by employment-size class								
			First quarter	Annual		1 to 4	5 to 9	10 to 19	20 to 49	50 to 99	100 to 249	250 to 499	500 to 999	1,000 or more
<b>FRANKLIN—Con.</b>														
<b>71</b>	<b>Arts, entertainment &amp; recreation .....</b>	<b>561</b>	<b>1 710</b>	<b>8 076</b>	<b>47</b>	<b>28</b>	<b>8</b>	<b>4</b>	<b>5</b>	—	<b>2</b>	—	—	—
712	Museums, historical sites & like institutions .....	(C)	(D)	(D)	5	2	1	—	1	—	1	—	—	—
7121	Museums, historical sites & like institutions .....	(C)	(D)	(D)	5	2	1	—	1	—	1	—	—	—
71211	Museums .....	(C)	(D)	(D)	5	2	1	—	1	—	1	—	—	—
713	Amusement, gambling & recreation industries ....	349	912	4 020	26	14	5	2	4	—	1	—	—	—
7139	Other amusement & recreation industries .....	349	912	4 020	26	14	5	2	4	—	1	—	—	—
71394	Fitness & recreational sports centers .....	153	237	1 035	5	1	2	—	1	—	1	—	—	—
713940	Fitness & recreational sports centers .....	153	237	1 035	5	1	2	—	1	—	1	—	—	—
<b>72</b>	<b>Accommodation &amp; food services .....</b>	<b>1 623</b>	<b>3 422</b>	<b>16 142</b>	<b>141</b>	<b>56</b>	<b>36</b>	<b>23</b>	<b>21</b>	<b>5</b>	—	—	—	—
721	Accommodation .....	111	218	1 133	15	8	2	4	1	—	—	—	—	—
722	Food services & drinking places .....	1 512	3 204	15 009	126	48	34	19	20	5	—	—	—	—
7221	Full-service restaurants .....	960	2 203	10 217	63	21	14	10	14	4	—	—	—	—
72211	Full-service restaurants .....	960	2 203	10 217	63	21	14	10	14	4	—	—	—	—
722110	Full-service restaurants .....	960	2 203	10 217	63	21	14	10	14	4	—	—	—	—
7222	Limited-service eating places .....	409	735	3 631	39	16	11	6	5	1	—	—	—	—
72221	Limited-service eating places .....	409	735	3 631	39	16	11	6	5	1	—	—	—	—
722211	Limited-service restaurants .....	311	580	2 762	28	10	9	5	3	1	—	—	—	—
7224	Drinking places (alcoholic beverages) .....	120	207	895	20	9	8	2	1	—	—	—	—	—
72241	Drinking places (alcoholic beverages) .....	120	207	895	20	9	8	2	1	—	—	—	—	—
722410	Drinking places (alcoholic beverages) .....	120	207	895	20	9	8	2	1	—	—	—	—	—
<b>81</b>	<b>Other services (except public administration) .....</b>	<b>864</b>	<b>2 772</b>	<b>12 007</b>	<b>200</b>	<b>138</b>	<b>42</b>	<b>16</b>	<b>4</b>	—	—	—	—	—
811	Repair & maintenance .....	242	1 239	5 223	64	48	10	5	1	—	—	—	—	—
8111	Automotive repair & maintenance .....	180	914	3 832	49	36	9	4	—	—	—	—	—	—
81111	Automotive mechanical & electrical R&M .....	110	616	2 615	33	26	5	2	—	—	—	—	—	—
812	Personal & laundry services .....	242	763	3 481	52	34	13	3	2	—	—	—	—	—
8121	Personal care services .....	103	235	1 071	28	19	8	1	—	—	—	—	—	—
813	Religious, grantmaking, civic, prof & like organizations .....	380	770	3 303	84	56	19	8	1	—	—	—	—	—
8131	Religious organizations .....	230	419	1 876	50	33	13	3	1	—	—	—	—	—
81311	Religious organizations .....	230	419	1 876	50	33	13	3	1	—	—	—	—	—
813110	Religious organizations .....	230	419	1 876	50	33	13	3	1	—	—	—	—	—
<b>99</b>	<b>Unclassified establishments .....</b>	<b>244</b>	<b>227</b>	<b>1 990</b>	<b>145</b>	<b>130</b>	<b>14</b>	<b>1</b>	—	—	—	—	—	—
<b>HAMPDEN</b>														
	<b>Total .....</b>	<b>179 680</b>	<b>1 189 928</b>	<b>5 126 465</b>	<b>11 195</b>	<b>5 919</b>	<b>2 209</b>	<b>1 419</b>	<b>962</b>	<b>389</b>	<b>223</b>	<b>51</b>	<b>15</b>	<b>8</b>
<b>11</b>	<b>Forestry, fishing, hunting, and agriculture support .....</b>	<b>26</b>	<b>120</b>	<b>573</b>	<b>12</b>	<b>10</b>	<b>2</b>	—	—	—	—	—	—	—
<b>21</b>	<b>Mining .....</b>	<b>74</b>	<b>522</b>	<b>3 613</b>	<b>7</b>	<b>5</b>	—	—	<b>2</b>	—	—	—	—	—
<b>22</b>	<b>Utilities .....</b>	<b>1 105</b>	<b>16 698</b>	<b>66 152</b>	<b>21</b>	<b>6</b>	<b>1</b>	<b>5</b>	<b>2</b>	<b>3</b>	<b>3</b>	<b>1</b>	—	—
221	Utilities .....	1 105	16 698	66 152	21	6	1	5	2	3	3	1	—	—
2211	Elec pwr generation, transmsn & distribution ...	(F)	(D)	(D)	15	4	1	3	1	3	3	—	—	—
22111	Electric power generation .....	(E)	(D)	(D)	8	2	1	1	1	2	1	—	—	—
22112	Electric pwr transmsn, control & distribution ..	(E)	(D)	(D)	7	2	—	2	—	1	2	—	—	—
2212	Natural gas distribution .....	326	3 965	16 585	4	—	—	2	1	—	—	1	—	—
22121	Natural gas distribution .....	326	3 965	16 585	4	—	—	2	1	—	—	1	—	—
221210	Natural gas distribution .....	326	3 965	16 585	4	—	—	2	1	—	—	1	—	—
<b>23</b>	<b>Construction .....</b>	<b>5 781</b>	<b>46 474</b>	<b>253 967</b>	<b>876</b>	<b>572</b>	<b>135</b>	<b>103</b>	<b>49</b>	<b>13</b>	<b>4</b>	—	—	—
233	Building, developing & general contracting .....	1 154	10 475	54 069	220	154	31	24	9	1	1	—	—	—
2332	Residential building construction .....	565	3 820	20 566	165	130	22	7	6	—	—	—	—	—
23321	Single-family housing construction .....	528	3 503	18 719	154	121	22	5	6	—	—	—	—	—
233210	Single-family housing construction .....	528	3 503	18 719	154	121	22	5	6	—	—	—	—	—
2333	Nonresidential building construction .....	523	5 350	29 367	44	17	8	15	2	1	1	—	—	—
23332	Commercial & institutional bldg construction ..	457	4 855	26 966	34	10	8	13	1	1	1	—	—	—
233320	Commercial & institutional bldg construction ..	457	4 855	26 966	34	10	8	13	1	1	1	—	—	—
234	Heavy construction .....	445	3 712	31 556	51	21	11	15	3	1	—	—	—	—
2341	Highway, street, bridge & tunnel construction ...	175	1 651	15 983	21	10	3	7	—	1	—	—	—	—
23411	Highway & street construction .....	(C)	(D)	(D)	18	10	2	5	—	1	—	—	—	—
2349	Other heavy construction .....	270	2 061	15 573	30	11	8	8	3	—	—	—	—	—
23499	All other heavy construction .....	155	1 182	7 908	17	8	4	3	2	—	—	—	—	—
234990	All other heavy construction .....	155	1 182	7 908	17	8	4	3	2	—	—	—	—	—

Note: Employment-size classes are indicated as follows: A—0 to 19; B—20 to 99; C—100 to 249; E—250 to 499; F—500 to 999; G—1,000 to 2,499; H—2,500 to 4,999; I—5,000 to 9,999; J—10,000 to 24,999; K—25,000 to 49,999; L—50,000 to 99,999; M—100,000 or more.

**Table 6. Counties—Employees, Payroll, and Establishments by Industry: 1999—Con.**

[Excludes most government employees, railroad employees, and self-employed persons. Size class 1 to 4 includes establishments with payroll, but no employees, during mid-March pay period. (D) denotes figures withheld to avoid disclosing data for individual companies; the data are included in broader industry totals. Detailed industries with 100 or more employees are shown if industry was not a (D). For explanation of terms, abbreviations, and data reliability/comparability, see introductory text]

NAICS code	Industry	Number of employees for week including March 12	Payroll (\$1,000)		Total number of establishments	Number of establishments by employment-size class								
			First quarter	Annual		1 to 4	5 to 9	10 to 19	20 to 49	50 to 99	100 to 249	250 to 499	500 to 999	1,000 or more
<b>HAMPDEN—Con.</b>														
<b>23 Construction—Con.</b>														
235	Special trade contractors .....	4 182	32 287	168 342	605	397	93	64	37	11	3	-	-	-
2351	Plumbing, heating & AC contractor .....	1 037	9 880	47 873	126	74	24	15	9	3	1	-	-	-
23511	Plumbing, heating & AC contractor .....	1 037	9 880	47 873	126	74	24	15	9	3	1	-	-	-
235110	Plumbing, heating & AC contractor .....	1 037	9 880	47 873	126	74	24	15	9	3	1	-	-	-
2352	Painting & wall covering contractors .....	190	881	5 188	55	42	7	5	1	-	-	-	-	-
23521	Painting & wall covering contractors .....	190	881	5 188	55	42	7	5	1	-	-	-	-	-
235210	Painting & wall covering contractors .....	190	881	5 188	55	42	7	5	1	-	-	-	-	-
2353	Electrical contractors .....	878	7 233	34 232	104	67	12	16	5	3	1	-	-	-
23531	Electrical contractors .....	878	7 233	34 232	104	67	12	16	5	3	1	-	-	-
235310	Electrical contractors .....	878	7 233	34 232	104	67	12	16	5	3	1	-	-	-
2354	Masonry, drywall, insulation, tile contractors .....	502	3 143	17 729	58	36	8	7	5	2	-	-	-	-
23541	Masonry & stone contractors .....	164	1 020	6 513	29	23	3	1	1	1	-	-	-	-
235410	Masonry & stone contractors .....	164	1 020	6 513	29	23	3	1	1	1	-	-	-	-
23542	Drywall, acoustical & insulation contractors .....	319	2 001	10 609	25	10	5	5	4	1	-	-	-	-
235420	Drywall, acoustical & insulation contractors .....	319	2 001	10 609	25	10	5	5	4	1	-	-	-	-
2355	Carpentry & floor contractors .....	(C)	(D)	(D)	83	68	12	1	2	-	-	-	-	-
23551	Carpentry contractors .....	148	948	5 479	60	51	8	-	1	-	-	-	-	-
235510	Carpentry contractors .....	148	948	5 479	60	51	8	-	1	-	-	-	-	-
2356	Roofing, siding, & sheet metal contractors .....	408	3 613	18 937	35	20	4	6	3	1	1	-	-	-
23561	Roofing, siding, & sheet metal contractors .....	408	3 613	18 937	35	20	4	6	3	1	1	-	-	-
235610	Roofing, siding, & sheet metal contractors .....	408	3 613	18 937	35	20	4	6	3	1	1	-	-	-
2357	Concrete contractors .....	214	1 158	8 457	40	27	9	1	2	1	-	-	-	-
23571	Concrete contractors .....	214	1 158	8 457	40	27	9	1	2	1	-	-	-	-
235710	Concrete contractors .....	214	1 158	8 457	40	27	9	1	2	1	-	-	-	-
2359	Other special trade contractors .....	688	4 634	26 734	102	62	17	13	9	1	-	-	-	-
23593	Excavation contractors .....	146	1 143	6 742	35	27	6	-	2	-	-	-	-	-
235930	Excavation contractors .....	146	1 143	6 742	35	27	6	-	2	-	-	-	-	-
23595	Bldg equip & oth mach installation contractor .....	148	1 208	5 206	10	2	2	3	3	-	-	-	-	-
235950	Bldg equip & oth mach installation contractor .....	148	1 208	5 206	10	2	2	3	3	-	-	-	-	-
23599	All other special trade contractors .....	272	1 306	9 852	42	27	5	6	3	1	-	-	-	-
235990	All other special trade contractors .....	272	1 306	9 852	42	27	5	6	3	1	-	-	-	-
<b>31-33</b>	<b>Manufacturing .....</b>	<b>31 710</b>	<b>282 175</b>	<b>1 206 910</b>	<b>786</b>	<b>227</b>	<b>141</b>	<b>131</b>	<b>135</b>	<b>80</b>	<b>50</b>	<b>14</b>	<b>7</b>	<b>1</b>
311	Food mfg .....	2 038	18 860	72 181	39	10	5	8	10	2	3	-	1	-
3115	Dairy product mfg .....	(G)	(D)	(D)	5	1	-	-	1	1	1	-	-	-
31151	Dairy product (exc frozen) mfg .....	(E)	(D)	(D)	3	-	-	-	1	1	1	-	-	-
31152	Ice cream & frozen dessert mfg .....	(F)	(D)	(D)	2	1	-	-	-	-	-	-	1	-
3116	Animal slaughtering & processing .....	431	2 865	11 614	6	1	-	-	3	-	2	-	-	-
31161	Animal slaughtering & processing .....	431	2 865	11 614	6	1	-	-	3	-	2	-	-	-
3118	Bakeries & tortilla mfg .....	307	910	3 975	22	8	4	5	4	1	-	-	-	-
31181	Bread & bakery product mfg .....	307	910	3 975	22	8	4	5	4	1	-	-	-	-
311811	Retail bakeries .....	119	205	846	12	7	2	1	2	-	-	-	-	-
311812	Commercial bakeries .....	188	705	3 129	10	1	2	4	2	1	-	-	-	-
313	Textile mills .....	497	4 278	17 620	9	3	1	-	1	1	3	-	-	-
3131	Fiber, yarn & thread mills .....	(C)	(D)	(D)	1	-	-	-	-	-	1	-	-	-
31311	Fiber, yarn & thread mills .....	(C)	(D)	(D)	1	-	-	-	-	-	1	-	-	-
3132	Fabric mills .....	(C)	(D)	(D)	3	-	1	-	-	1	1	-	-	-
31323	Nonwoven fabric mills .....	(C)	(D)	(D)	1	-	-	-	-	-	1	-	-	-
3133	Textile, fabric finishing, fabric coating mills .....	(C)	(D)	(D)	5	3	-	-	1	-	1	-	-	-
31331	Textile & fabric finishing mills .....	(C)	(D)	(D)	4	3	-	-	-	-	1	-	-	-
314	Textile product mills .....	174	897	4 010	14	7	1	3	3	-	-	-	-	-
3149	Other textile product mills .....	(C)	(D)	(D)	10	4	1	3	2	-	-	-	-	-
31499	All other textile product mills .....	(C)	(D)	(D)	6	2	-	2	2	-	-	-	-	-
315	Apparel manufacturing .....	104	422	1 969	9	4	2	1	2	-	-	-	-	-
321	Wood product mfg .....	(E)	(D)	(D)	24	7	4	6	7	-	-	-	-	-
3219	Other wood product mfg .....	(C)	(D)	(D)	16	6	2	4	4	-	-	-	-	-
322	Paper mfg .....	4 089	34 125	160 836	51	5	7	3	9	13	11	3	-	-
3221	Pulp, paper & paperboard mills .....	328	3 211	12 439	5	-	-	-	1	3	1	-	-	-
32212	Paper mills .....	(C)	(D)	(D)	3	-	-	-	1	2	-	-	-	-
32213	Paperboard mills .....	(C)	(D)	(D)	2	-	-	-	-	1	1	-	-	-
3222	Converted paper product mfg .....	3 761	30 914	148 397	46	5	7	3	8	10	10	3	-	-
32221	Paperboard container mfg .....	1 130	9 319	57 638	19	2	1	2	5	5	4	-	-	-
322211	Corrugated & solid fiber box mfg .....	649	5 628	40 811	9	2	-	-	3	1	3	-	-	-
322212	Folding paperboard box mfg .....	183	1 544	6 760	3	-	-	1	1	-	1	-	-	-
32222	Paper bag & coated & treated paper mfg .....	890	8 851	38 902	11	2	2	-	2	2	2	1	-	-
322221	Coated & lamnd pkg paper & plastics film mfg .....	405	4 625	19 054	4	1	-	-	1	1	-	1	-	-
322222	Coated & laminated paper mfg .....	485	4 226	19 848	7	1	2	-	1	1	2	-	-	-
32223	Stationery product mfg .....	(G)	(D)	(D)	14	1	4	1	1	2	3	2	-	-
322232	Envelope mfg .....	647	5 010	19 970	5	-	3	-	-	-	1	1	-	-
322233	Stationery, tablet & related product mfg .....	570	3 827	16 211	5	1	-	-	1	1	1	1	-	-
32229	Other converted paper product mfg .....	(E)	(D)	(D)	2	-	-	-	-	1	1	-	-	-
323	Printing & related support activities .....	3 421	27 525	117 613	95	36	18	12	12	8	5	4	-	-
3231	Printing & related support activities .....	3 421	27 525	117 613	95	36	18	12	12	8	5	4	-	-
32311	Printing .....	2 841	22 352	94 706	74	30	13	7	10	6	5	3	-	-
323110	Commercial lithographic printing .....	1 438	12 020	52 943	30	10	4	4	5	3	3	1	-	-
323113	Commercial screen printing .....	303	2 392	9 600	10	4	2	-	1	2	1	-	-	-
323116	Manifold business form printing .....	435	3 059	10 290	3	-	-	-	1	1	-	1	-	-
323118	Blankbook, loose-leaf binder & device mfg .....	491	3 778	16 202	3	-	-	-	1	-	1	-	-	-
32312	Printing support activities .....	580	5 173	22 907	21	6	5	5	2	2	-	1	-	-
323121	Tradebinding & related work .....	139	650	3 415	5	-	1	2	1	1	-	-	-	-
323122	Prepress services .....	441	4 523	19 492	16	6	4	3	1	1	-	1	-	-

Note: Employment-size classes are indicated as follows: A—0 to 19; B—20 to 99; C—100 to 249; E—250 to 499; F—500 to 999; G—1,000 to 2,499; H—2,500 to 4,999; I—5,000 to 9,999; J—10,000 to 24,999; K—25,000 to 49,999; L—50,000 to 99,999; M—100,000 or more.

**Table 6. Counties—Employees, Payroll, and Establishments by Industry: 1999—Con.**

[Excludes most government employees, railroad employees, and self-employed persons. Size class 1 to 4 includes establishments with payroll, but no employees, during mid-March pay period. (D) denotes figures withheld to avoid disclosing data for individual companies; the data are included in broader industry totals. Detailed industries with 100 or more employees are shown if industry was not a (D). For explanation of terms, abbreviations, and data reliability/comparability, see introductory text]

NAICS code	Industry	Number of employees for week including March 12	Payroll (\$1,000)		Total number of establishments	Number of establishments by employment-size class									
			First quarter	Annual		1 to 4	5 to 9	10 to 19	20 to 49	50 to 99	100 to 249	250 to 499	500 to 999	1,000 or more	
<b>HAMPDEN—Con.</b>															
<b>31-33 Manufacturing—Con.</b>															
325	Chemical mfg .....	411	5 024	21 822	17	2	3	4	5	3	—	—	—	—	
3252	Resin, syn rubber, artf & syn fibers, fil mfg .....	(C)	(D)	(D)	3	1	—	—	1	1	—	—	—	—	
32521	Resin & synthetic rubber mfg .....	(C)	(D)	(D)	3	1	—	—	1	1	—	—	—	—	
3256	Soap, cleaners & toilet preparation mfg .....	100	1 237	5 375	3	—	—	1	1	1	—	—	—	—	
32561	Soap & cleaning compound mfg .....	100	1 237	5 375	3	—	—	1	1	1	—	—	—	—	
326	Plastics & rubber products mfg .....	2 417	28 549	105 419	45	4	2	12	11	10	5	—	1	—	
3261	Plastics product mfg .....	(G)	(D)	(D)	42	4	2	10	11	9	5	—	1	—	
32611	Unsupported plastics film, sheet, & bag mfg ..	883	16 922	55 786	7	—	—	1	3	1	1	—	1	—	
32619	Other plastics product mfg .....	1 284	9 915	42 169	28	1	2	9	5	7	4	—	—	—	
327	Nonmetallic mineral product mfg .....	(E)	(D)	(D)	19	7	2	6	2	2	—	—	—	—	
3273	Cement & concrete product mfg .....	(C)	(D)	(D)	8	2	1	4	1	—	—	—	—	—	
3279	Other nonmetallic mineral product mfg .....	(C)	(D)	(D)	6	3	—	—	1	2	—	—	—	—	
32791	Abrasive product mfg .....	(C)	(D)	(D)	3	1	—	—	1	1	—	—	—	—	
331	Primary metal mfg .....	808	5 653	28 718	20	5	3	2	3	5	2	—	—	—	
3312	Steel product mfg from purchased steel .....	154	915	6 087	4	1	—	—	1	2	—	—	—	—	
33122	Rolling & drawing of purchased steel .....	154	915	6 087	4	1	—	—	1	2	—	—	—	—	
3314	Nonferrous (exc alum) production & processing ..	(C)	(D)	(D)	3	—	—	—	—	3	—	—	—	—	
33142	Copper rolling, drawing, extruding & alloying ..	(C)	(D)	(D)	2	—	—	—	—	2	—	—	—	—	
3315	Foundries .....	408	2 995	14 038	12	3	3	2	2	—	2	—	—	—	
33151	Ferrous metal foundries .....	(C)	(D)	(D)	2	—	—	—	1	—	1	—	—	—	
33152	Nonferrous metal foundries .....	(E)	(D)	(D)	10	3	3	2	1	—	1	—	—	—	
332	Fabricated metal product mfg .....	7 372	69 123	286 679	216	62	45	37	41	17	9	2	3	—	
3321	Forging & stamping .....	448	3 719	16 282	11	2	—	2	3	4	—	—	—	—	
33211	Forging & stamping .....	448	3 719	16 282	11	2	—	2	3	4	—	—	—	—	
3322	Cutlery & handtool mfg .....	1 124	11 409	45 144	9	2	1	1	3	—	—	1	1	—	
33221	Cutlery & handtool mfg .....	1 124	11 409	45 144	9	2	1	1	3	—	—	1	1	—	
3323	Architectural & structural metals mfg .....	615	4 994	20 741	22	5	5	3	7	1	1	—	—	—	
33232	Ornamental & architectural metal prod mfg ..	(F)	(D)	(D)	20	4	4	3	7	1	1	—	—	—	
332322	Sheet metal work mfg .....	476	3 929	15 719	13	2	3	2	4	1	1	—	—	—	
3325	Hardware mfg .....	(C)	(D)	(D)	3	—	2	—	—	—	1	—	—	—	
33251	Hardware mfg .....	(C)	(D)	(D)	3	—	2	—	—	—	1	—	—	—	
3327	Mach shops, turn prod, screw, nut, bolt mfg ..	1 757	17 167	72 452	112	40	25	23	16	6	2	—	—	—	
33271	Machine shops .....	1 425	14 473	62 056	97	39	22	17	13	4	2	—	—	—	
332710	Machine shops .....	1 425	14 473	62 056	97	39	22	17	13	4	2	—	—	—	
33272	Turned product & screw, nut & bolt mfg .....	332	2 694	10 396	15	1	3	6	3	2	—	—	—	—	
332721	Precision turned product mfg .....	280	2 506	9 556	11	—	1	6	2	2	—	—	—	—	
3328	Coating, engrave, heat treating & oth activity ...	761	6 652	29 090	27	5	6	3	6	6	1	—	—	—	
33281	Coating, engrave, heat treating & oth activity ...	761	6 652	29 090	27	5	6	3	6	6	1	—	—	—	
332813	Electropl, plating, polish, anodize, coloring ..	501	4 408	19 289	15	4	3	2	1	4	1	—	—	—	
3329	Other fabricated metal product mfg .....	2 348	22 313	91 224	24	8	3	3	3	—	4	1	2	—	
33291	Metal valve mfg .....	(F)	(D)	(D)	2	1	—	—	—	—	—	—	1	—	
33299	All other fabricated metal product mfg .....	(G)	(D)	(D)	22	7	3	3	3	—	4	1	1	—	
333	Machinery mfg .....	3 248	33 250	138 039	102	27	20	18	19	10	5	3	—	—	
3332	Industrial machinery mfg .....	498	5 548	24 325	18	5	2	2	6	2	1	—	—	—	
33322	Plastics & rubber industry machinery mfg ....	(C)	(D)	(D)	3	1	—	—	1	1	—	—	—	—	
33329	Other industrial machinery mfg .....	(E)	(D)	(D)	14	3	2	2	5	1	1	—	—	—	
333291	Paper industry machinery mfg .....	217	2 433	10 230	6	1	1	1	2	—	1	—	—	—	
333293	Printing machinery & equipment mfg .....	156	1 866	8 104	4	—	—	—	3	1	—	—	—	—	
3333	Commercial & service industry machinery mfg ..	435	4 609	20 105	10	1	1	4	2	1	—	1	—	—	
33331	Commercial & service industry machinery mfg ..	435	4 609	20 105	10	1	1	4	2	1	—	1	—	—	
3334	HVAC & commercial refrigeration equipment mfg ..	418	4 285	15 756	3	—	—	—	—	2	—	1	—	—	
33341	HVAC & commercial refrigeration equipment mfg ..	418	4 285	15 756	3	—	—	—	—	2	—	1	—	—	
333414	Heating equipment (exc warm air furnaces) mfg ..	418	4 285	15 756	3	—	—	—	—	2	—	1	—	—	
3335	Metalworking machinery mfg .....	775	7 657	32 947	46	16	9	10	6	4	1	—	—	—	
33351	Metalworking machinery mfg .....	775	7 657	32 947	46	16	9	10	6	4	1	—	—	—	
333511	Industrial mold mfg .....	124	1 206	4 893	7	2	—	3	1	1	—	—	—	—	
333514	Special die, tool, die set, jig & fixture mfg ..	169	1 511	7 032	21	10	4	6	1	—	—	—	—	—	
333515	Cutting tool & machine tool accessory mfg ..	178	1 527	6 603	10	3	3	1	2	1	—	—	—	—	
333518	Other metalworking machinery mfg .....	198	2 292	10 061	3	—	—	—	1	1	1	—	—	—	
3336	Engine, turbine & power transmsn equip mfg ...	623	6 061	25 670	6	—	1	—	1	1	3	—	—	—	
33361	Engine, turbine & power transmsn equip mfg ..	623	6 061	25 670	6	—	1	—	1	1	3	—	—	—	
3339	Other general purpose machinery mfg .....	499	5 090	19 236	19	5	7	2	4	—	—	1	—	—	
33391	Pump & compressor mfg .....	(E)	(D)	(D)	2	—	1	—	—	—	—	1	—	—	
33399	All other general purpose machinery mfg ....	(C)	(D)	(D)	16	5	5	2	4	—	—	—	—	—	
334	Computer & electronic product mfg .....	(G)	(D)	(D)	24	8	4	3	2	3	3	—	1	—	
3342	Communications equipment mfg .....	(C)	(D)	(D)	1	—	—	—	—	—	1	—	—	—	
33422	Radio, TV broadcast & wireless comm equip mfg ..	(C)	(D)	(D)	1	—	—	—	—	—	1	—	—	—	
3344	Semiconductor & oth electronic component mfg ..	632	5 093	21 870	15	6	1	1	2	3	2	—	—	—	
33441	Semiconductor & oth electronic component mfg ..	632	5 093	21 870	15	6	1	1	2	3	2	—	—	—	
334419	Other electronic component mfg .....	498	4 379	18 748	7	2	—	1	—	2	2	—	—	—	
3345	Nav, measuring, medical, control instruments mfg ..	(F)	(D)	(D)	6	1	2	2	—	—	—	—	1	—	
33451	Nav, measuring, medical, control instruments mfg ..	(F)	(D)	(D)	6	1	2	2	—	—	—	—	1	—	

Note: Employment-size classes are indicated as follows: A—0 to 19; B—20 to 99; C—100 to 249; E—250 to 499; F—500 to 999; G—1,000 to 2,499; H—2,500 to 4,999; I—5,000 to 9,999; J—10,000 to 24,999; K—25,000 to 49,999; L—50,000 to 99,999; M—100,000 or more.

**Table 6. Counties—Employees, Payroll, and Establishments by Industry: 1999—Con.**

[Excludes most government employees, railroad employees, and self-employed persons. Size class 1 to 4 includes establishments with payroll, but no employees, during mid-March pay period. (D) denotes figures withheld to avoid disclosing data for individual companies; the data are included in broader industry totals. Detailed industries with 100 or more employees are shown if industry was not a (D). For explanation of terms, abbreviations, and data reliability/comparability, see introductory text]

NAICS code	Industry	Number of employees for week including March 12	Payroll (\$1,000)		Total number of establishments	Number of establishments by employment-size class								
			First quarter	Annual		1 to 4	5 to 9	10 to 19	20 to 49	50 to 99	100 to 249	250 to 499	500 to 999	1,000 or more
<b>HAMPDEN—Con.</b>														
<b>31-33 Manufacturing—Con.</b>														
335	Electrical equip, appliance & component mfg .....	(F)	(D)	(D)	7	3	—	2	—	1	—	1	—	—
3352	Household appliance mfg .....	(E)	(D)	(D)	2	—	—	1	—	—	—	1	—	—
33522	Major appliance mfg .....	(E)	(D)	(D)	1	—	—	—	—	—	—	1	—	—
336	Transportation equipment mfg .....	356	3 114	13 722	13	2	5	2	2	1	1	—	—	—
3363	Motor vehicle parts mfg .....	(C)	(D)	(D)	5	1	3	—	—	1	—	—	—	—
3364	Aerospace product & parts mfg .....	(C)	(D)	(D)	6	1	1	2	1	—	1	—	—	—
33641	Aerospace product & parts mfg .....	(C)	(D)	(D)	6	1	1	2	1	—	1	—	—	—
337	Furniture & related product mfg .....	361	2 437	11 215	21	10	4	5	—	—	2	—	—	—
3371	HH & institutional furniture & kitchen cabinet mfg .....	178	1 130	5 058	10	4	3	2	—	—	1	—	—	—
33712	Household & institutional furniture mfg .....	(C)	(D)	(D)	4	2	—	1	—	—	1	—	—	—
3379	Other furniture related product mfg .....	(C)	(D)	(D)	4	2	—	1	—	—	1	—	—	—
33791	Mattress mfg .....	(C)	(D)	(D)	1	—	—	—	—	—	1	—	—	—
339	Miscellaneous mfg .....	3 668	27 520	131 809	52	20	12	7	5	4	1	1	1	1
3391	Medical equipment & supplies mfg .....	245	1 244	7 484	22	9	7	4	1	1	—	—	—	—
33911	Medical equipment & supplies mfg .....	245	1 244	7 484	22	9	7	4	1	1	—	—	—	—
339113	Surgical appliance & supplies mfg .....	130	622	4 890	4	1	—	1	1	1	—	—	—	—
3399	Other miscellaneous mfg .....	3 423	26 276	124 325	30	11	5	3	4	3	1	1	1	1
33992	Sporting & athletic goods mfg .....	(F)	(D)	(D)	4	2	1	—	—	—	—	—	1	—
33993	Doll, toy & game mfg .....	2 105	14 740	68 813	6	1	—	—	1	1	1	1	—	1
339932	Game, toy & children's vehicle mfg .....	2 105	14 740	68 813	6	1	—	—	1	1	1	1	—	1
33999	All other misc mfg .....	(E)	(D)	(D)	8	2	1	1	2	2	—	—	—	—
339994	Broom, brush & mop mfg .....	207	1 220	5 208	3	—	—	—	1	2	—	—	—	—
<b>42</b>	<b>Wholesale trade .....</b>	<b>7 751</b>	<b>63 301</b>	<b>281 550</b>	<b>546</b>	<b>226</b>	<b>130</b>	<b>90</b>	<b>69</b>	<b>19</b>	<b>11</b>	<b>1</b>	<b>—</b>	<b>—</b>
421	Wholesale trade, durable goods .....	4 037	35 868	159 631	364	157	96	55	43	9	4	—	—	—
4211	Motor vehicle, motor vehicle pt & supply whsle .	391	2 379	10 924	35	14	13	2	5	—	1	—	—	—
42111	Automobile & other motor vehicle whsle .	111	859	3 913	9	1	5	1	2	—	—	—	—	—
421110	Automobile & other motor vehicle whsle .	111	859	3 913	9	1	5	1	2	—	—	—	—	—
42112	Motor vehicle supplies & new parts whsle .	192	999	4 239	10	3	4	—	2	—	1	—	—	—
421120	Motor vehicle supplies & new parts whsle .	192	999	4 239	10	3	4	—	2	—	1	—	—	—
4212	Furniture & home furnishing whsle .....	111	751	3 452	13	7	2	3	1	—	—	—	—	—
4213	Lumber & other construction materials whsle .	385	3 917	16 696	26	11	3	8	2	1	1	—	—	—
42131	Lumber, plywood, millwork & wood panel whsle .....	210	1 884	8 248	15	4	2	6	2	1	—	—	—	—
421310	Lumber, plywood, millwork & wood panel whsle .....	210	1 884	8 248	15	4	2	6	2	1	—	—	—	—
42133	Roofing, siding & insulation material whsle .	(C)	(D)	(D)	2	—	—	1	—	—	1	—	—	—
4214	Professional & commercial equip & supp whsle .	732	7 404	32 081	54	22	13	11	5	2	1	—	—	—
42142	Office equipment whsle .....	172	1 561	6 084	17	6	3	7	1	—	—	—	—	—
421420	Office equipment whsle .....	172	1 561	6 084	17	6	3	7	1	—	—	—	—	—
42143	Computer & peripheral equip & software whsle .....	329	4 045	17 860	18	10	2	2	2	1	1	—	—	—
421430	Computer & peripheral equip & software whsle .....	329	4 045	17 860	18	10	2	2	2	1	1	—	—	—
42145	Medical, dental, hospital equip & supp whsle .	110	867	3 683	8	3	4	—	—	1	—	—	—	—
421450	Medical, dental, hospital equip & supp whsle .....	110	867	3 683	8	3	4	—	—	1	—	—	—	—
4215	Metal & mineral (except petroleum) whsle .....	157	1 332	5 785	14	4	5	3	2	—	—	—	—	—
42151	Metal service centers & offices whsle .....	157	1 332	5 785	14	4	5	3	2	—	—	—	—	—
421510	Metal service centers & offices whsle .....	157	1 332	5 785	14	4	5	3	2	—	—	—	—	—
4216	Electrical goods whsle .....	456	4 037	18 127	32	12	8	4	5	3	—	—	—	—
42161	Elec equip, wiring supp, const material whsle .	209	1 860	7 322	11	2	1	3	4	1	—	—	—	—
421610	Elec equip, wiring supp, const material whsle .....	209	1 860	7 322	11	2	1	3	4	1	—	—	—	—
42169	Other electronic parts & equipment whsle .	(C)	(D)	(D)	17	8	7	—	1	1	—	—	—	—
4217	Hardware, plumb & heating equip & sup whsle .	249	2 610	10 156	31	16	6	6	3	—	—	—	—	—
42171	Hardware whsle .....	171	1 920	7 021	15	6	3	3	3	—	—	—	—	—
421710	Hardware whsle .....	171	1 920	7 021	15	6	3	3	3	—	—	—	—	—
4218	Machinery, equipment & supplies whsle .....	1 069	9 979	45 575	111	49	31	12	17	2	—	—	—	—
42183	Industrial machinery & equipment whsle .....	648	6 419	29 173	63	24	21	7	9	2	—	—	—	—
421830	Industrial machinery & equipment whsle .	648	6 419	29 173	63	24	21	7	9	2	—	—	—	—
42184	Industrial supplies whsle .....	241	2 074	9 907	26	12	7	2	5	—	—	—	—	—
421840	Industrial supplies whsle .....	241	2 074	9 907	26	12	7	2	5	—	—	—	—	—
4219	Miscellaneous durable goods whsle .....	487	3 459	16 835	48	22	15	6	3	1	1	—	—	—
42193	Recyclable material whsle .....	150	1 087	5 189	19	8	5	4	2	—	—	—	—	—
421930	Recyclable material whsle .....	150	1 087	5 189	19	8	5	4	2	—	—	—	—	—
42199	Other miscellaneous durable goods whsle .	251	1 567	7 974	13	6	4	1	—	1	1	—	—	—
421990	Other miscellaneous durable goods whsle .	251	1 567	7 974	13	6	4	1	—	1	1	—	—	—
422	Wholesale trade, nondurable goods .....	3 714	27 433	121 919	182	69	34	35	26	10	7	1	—	—
4221	Paper & paper product whsle .....	387	4 080	15 121	25	8	6	5	4	2	—	—	—	—
42211	Printing & writing paper whsle .....	113	966	3 629	5	—	2	1	1	1	—	—	—	—
422110	Printing & writing paper whsle .....	113	966	3 629	5	—	2	1	1	1	—	—	—	—
42212	Stationery & office supplies whsle .....	113	1 476	4 195	5	2	—	—	3	—	—	—	—	—
422120	Stationery & office supplies whsle .....	113	1 476	4 195	5	2	—	—	3	—	—	—	—	—
42213	Industrial & personal service paper whsle .	161	1 638	7 297	15	6	4	4	—	1	—	—	—	—
422130	Industrial & personal service paper whsle .	161	1 638	7 297	15	6	4	4	—	1	—	—	—	—
4222	Drugs & druggists' sundries whsle .....	165	1 129	4 848	7	3	—	1	2	1	—	—	—	—
42221	Drugs & druggists' sundries whsle .....	165	1 129	4 848	7	3	—	1	2	1	—	—	—	—
422210	Drugs & druggists' sundries whsle .....	165	1 129	4 848	7	3	—	1	2	1	—	—	—	—
4223	Apparel, piece goods & notions whsle .....	253	2 129	7 629	8	6	—	—	—	—	2	—	—	—
42233	Women's, children's, infants' clothing whsle .	(C)	(D)	(D)	3	2	—	—	—	—	1	—	—	—
42234	Footwear whsle .....	(C)	(D)	(D)	3	2	—	—	—	—	1	—	—	—

Note: Employment-size classes are indicated as follows: A—0 to 19; B—20 to 99; C—100 to 249; E—250 to 499; F—500 to 999; G—1,000 to 2,499; H—2,500 to 4,999; I—5,000 to 9,999; J—10,000 to 24,999; K—25,000 to 49,999; L—50,000 to 99,999; M—100,000 or more.

**Table 6. Counties—Employees, Payroll, and Establishments by Industry: 1999—Con.**

[Excludes most government employees, railroad employees, and self-employed persons. Size class 1 to 4 includes establishments with payroll, but no employees, during mid-March pay period. (D) denotes figures withheld to avoid disclosing data for individual companies; the data are included in broader industry totals. Detailed industries with 100 or more employees are shown if industry was not a (D). For explanation of terms, abbreviations, and data reliability/comparability, see introductory text]

NAICS code	Industry	Number of employees for week including March 12	Payroll (\$1,000)		Total number of establishments	Number of establishments by employment-size class								
			First quarter	Annual		1 to 4	5 to 9	10 to 19	20 to 49	50 to 99	100 to 249	250 to 499	500 to 999	1,000 or more
<b>HAMPDEN—Con.</b>														
<b>42</b>	<b>Wholesale trade—Con.</b>													
422	Wholesale trade, nondurable goods—Con.													
4224	Grocery & related product whsle	1 348	8 141	38 612	52	16	11	11	9	2	2	1	—	—
42241	General line grocery whsle	249	2 025	10 156	6	2	1	1	1	—	1	—	—	—
422410	General line grocery whsle	249	2 025	10 156	6	2	1	1	1	—	1	—	—	—
42242	Packaged frozen food whsle (E)	(D)	(D)	(D)	4	1	1	—	—	1	—	1	—	—
42245	Confectionery whsle	182	1 003	4 120	6	2	—	2	1	—	1	—	—	—
422450	Confectionery whsle	182	1 003	4 120	6	2	—	2	1	—	1	—	—	—
42249	Other grocery & related products whsle	218	1 302	5 612	18	5	8	1	3	1	—	—	—	—
422490	Other grocery & related products whsle	218	1 302	5 612	18	5	8	1	3	1	—	—	—	—
4226	Chemical & allied products whsle	475	3 984	18 138	31	9	9	7	4	1	1	—	—	—
42261	Plastics materials & basic forms, shapes whsle	282	1 927	7 832	15	5	4	4	—	1	1	—	—	—
422610	Plastics materials & basic forms, shapes whsle	282	1 927	7 832	15	5	4	4	—	1	1	—	—	—
42269	Other chemical & allied products whsle	193	2 057	10 306	16	4	5	3	4	—	—	—	—	—
422690	Other chemical & allied products whsle	193	2 057	10 306	16	4	5	3	4	—	—	—	—	—
4227	Petroleum & petroleum products whsle	119	946	3 608	9	6	1	—	1	1	—	—	—	—
42271	Petroleum bulk stations & terminals	(C)	(D)	(D)	3	1	—	—	1	1	—	—	—	—
4228	Beer, wine, distilled alcoholic beverage whsle	318	2 986	14 796	10	1	1	3	2	3	—	—	—	—
42281	Beer & ale whsle	208	2 005	10 416	6	1	1	1	1	2	—	—	—	—
422810	Beer & ale whsle	208	2 005	10 416	6	1	1	1	1	2	—	—	—	—
42282	Wine & distilled alcoholic beverage whsle	110	981	4 380	4	—	—	2	1	1	—	—	—	—
422820	Wine & distilled alcoholic beverage whsle	110	981	4 380	4	—	—	2	1	1	—	—	—	—
4229	Miscellaneous nondurable goods whsle	645	4 038	19 167	40	20	6	8	4	—	2	—	—	—
42292	Book, periodical & newspaper whsle	153	1 023	3 806	5	2	—	1	1	—	1	—	—	—
422920	Book, periodical & newspaper whsle	153	1 023	3 806	5	2	—	1	1	—	1	—	—	—
42293	Flower, nursery stock, florists' supplies whsle	127	621	3 199	12	3	2	6	1	—	—	—	—	—
422930	Flower, nursery stock, florists' supplies whsle	127	621	3 199	12	3	2	6	1	—	—	—	—	—
42294	Tobacco & tobacco product whsle	(C)	(D)	(D)	2	—	1	—	—	—	1	—	—	—
<b>44-45</b>	<b>Retail trade</b>	<b>26 554</b>	<b>104 010</b>	<b>461 479</b>	<b>1 824</b>	<b>785</b>	<b>500</b>	<b>285</b>	<b>152</b>	<b>55</b>	<b>38</b>	<b>9</b>	<b>—</b>	<b>—</b>
441	Motor vehicle & parts dealers	3 126	20 914	96 678	202	80	41	35	30	15	1	—	—	—
4411	Automobile dealers	1 955	14 655	68 469	97	47	7	6	23	14	—	—	—	—
44111	New car dealers	1 792	13 774	64 410	51	10	2	3	22	14	—	—	—	—
441110	New car dealers	1 792	13 774	64 410	51	10	2	3	22	14	—	—	—	—
44112	Used car dealers	163	881	4 059	46	37	5	3	1	—	—	—	—	—
441120	Used car dealers	163	881	4 059	46	37	5	3	1	—	—	—	—	—
4413	Automotive parts, accessories & tire stores	1 092	5 884	25 799	95	28	33	26	6	1	1	—	—	—
44131	Automotive parts, accessories & tire stores	931	4 823	21 449	80	25	28	20	5	1	1	—	—	—
441310	Automotive parts, accessories & tire stores	931	4 823	21 449	80	25	28	20	5	1	1	—	—	—
44132	Tire dealers	161	1 061	4 350	15	3	5	6	1	—	—	—	—	—
441320	Tire dealers	161	1 061	4 350	15	3	5	6	1	—	—	—	—	—
442	Furniture & home furnishing stores	720	3 288	15 310	87	41	28	11	5	1	1	—	—	—
4421	Furniture stores	349	1 698	7 941	35	13	9	8	4	1	—	—	—	—
44211	Furniture stores	349	1 698	7 941	35	13	9	8	4	1	—	—	—	—
442110	Furniture stores	349	1 698	7 941	35	13	9	8	4	1	—	—	—	—
4422	Home furnishings stores	371	1 590	7 369	52	28	19	3	1	—	1	—	—	—
44221	Floor covering stores	121	621	3 079	28	18	9	1	—	—	—	—	—	—
442210	Floor covering stores	121	621	3 079	28	18	9	1	—	—	—	—	—	—
44229	Other home furnishings stores	250	969	4 290	24	10	10	2	1	—	1	—	—	—
442299	All other home furnishings stores	227	850	3 773	19	8	7	2	1	—	1	—	—	—
443	Electronics & appliance stores	607	3 082	14 954	64	27	28	2	4	3	—	—	—	—
4431	Electronics & appliance stores	607	3 082	14 954	64	27	28	2	4	3	—	—	—	—
44311	Appliance, TV & all other electronics stores	441	2 122	10 493	46	21	18	2	3	2	—	—	—	—
443111	Household appliance stores	116	596	2 792	15	8	3	2	2	—	—	—	—	—
443112	Radio, television & other electronics stores	325	1 526	7 701	31	13	15	—	1	2	—	—	—	—
44312	Computer & software stores	(C)	(D)	(D)	16	5	9	—	1	1	—	—	—	—
444	Bldg material & garden equip & supp dealers	1 757	10 202	45 760	133	47	42	27	13	1	2	1	—	—
4441	Building material & supplies dealers	1 560	9 491	42 014	116	39	40	23	10	1	2	1	—	—
44411	Home centers	582	3 127	14 437	9	3	1	—	2	1	1	1	—	—
444110	Home centers	582	3 127	14 437	9	3	1	—	2	1	1	1	—	—
44413	Hardware stores	310	1 085	4 982	27	9	9	8	—	—	1	—	—	—
444130	Hardware stores	310	1 085	4 982	27	9	9	8	—	—	1	—	—	—
44419	Other building material dealers	616	5 022	21 517	68	20	26	14	8	—	—	—	—	—
444190	Other building material dealers	616	5 022	21 517	68	20	26	14	8	—	—	—	—	—
4442	Lawn & garden equip & supplies stores	197	711	3 746	17	8	2	4	3	—	—	—	—	—
44422	Nursery & garden centers	122	363	2 093	8	3	—	4	1	—	—	—	—	—
444220	Nursery & garden centers	122	363	2 093	8	3	—	4	1	—	—	—	—	—
445	Food & beverage stores	7 395	20 903	89 306	300	137	76	42	15	6	17	7	—	—
4451	Grocery stores	6 455	18 106	76 852	160	74	28	20	9	5	17	7	—	—
44511	Grocery (except convenience) stores	6 049	17 226	73 099	84	31	6	11	7	5	17	7	—	—
445110	Grocery (except convenience) stores	6 049	17 226	73 099	84	31	6	11	7	5	17	7	—	—
44512	Convenience stores	406	880	3 753	76	43	22	9	2	—	—	—	—	—
445120	Convenience stores	406	880	3 753	76	43	22	9	2	—	—	—	—	—
4452	Specialty food stores	276	720	3 334	35	13	14	6	1	1	—	—	—	—
44529	Other specialty food stores	120	240	1 007	23	10	9	4	—	—	—	—	—	—
4453	Beer, wine & liquor stores	664	2 077	9 120	105	50	34	16	5	—	—	—	—	—
44531	Beer, wine & liquor stores	664	2 077	9 120	105	50	34	16	5	—	—	—	—	—
445310	Beer, wine & liquor stores	664	2 077	9 120	105	50	34	16	5	—	—	—	—	—

Note: Employment-size classes are indicated as follows: A—0 to 19; B—20 to 99; C—100 to 249; E—250 to 499; F—500 to 999; G—1,000 to 2,499; H—2,500 to 4,999; I—5,000 to 9,999; J—10,000 to 24,999; K—25,000 to 49,999; L—50,000 to 99,999; M—100,000 or more.



**Table 6. Counties—Employees, Payroll, and Establishments by Industry: 1999—Con.**

[Excludes most government employees, railroad employees, and self-employed persons. Size class 1 to 4 includes establishments with payroll, but no employees, during mid-March pay period. (D) denotes figures withheld to avoid disclosing data for individual companies; the data are included in broader industry totals. Detailed industries with 100 or more employees are shown if industry was not a (D). For explanation of terms, abbreviations, and data reliability/comparability, see introductory text]

NAICS code	Industry	Number of employees for week including March 12	Payroll (\$1,000)		Total number of establishments	Number of establishments by employment-size class									
			First quarter	Annual		1 to 4	5 to 9	10 to 19	20 to 49	50 to 99	100 to 249	250 to 499	500 to 999	1,000 or more	
<b>HAMPDEN—Con.</b>															
<b>44-45 Retail trade—Con.</b>															
446	Health & personal care stores .....	1 938	7 466	33 460	128	41	29	23	29	5	1	-	-	-	
4461	Health & personal care stores .....	1 938	7 466	33 460	128	41	29	23	29	5	1	-	-	-	
44611	Pharmacies & drug stores .....	1 492	5 503	24 534	61	7	7	16	25	5	1	-	-	-	
446110	Pharmacies & drug stores .....	1 492	5 503	24 534	61	7	7	16	25	5	1	-	-	-	
44612	Cosmetics, beauty supplies & perfume stores .....	105	237	1 059	13	6	5	1	1	-	-	-	-	-	
446120	Cosmetics, beauty supplies & perfume stores .....	105	237	1 059	13	6	5	1	1	-	-	-	-	-	
44613	Optical goods stores .....	124	616	2 664	30	22	6	1	1	-	-	-	-	-	
446130	Optical goods stores .....	124	616	2 664	30	22	6	1	1	-	-	-	-	-	
44619	Other health & personal care stores .....	217	1 110	5 203	24	6	11	5	2	-	-	-	-	-	
446199	All other health & personal care stores .....	146	914	4 368	13	2	6	3	2	-	-	-	-	-	
447	Gasoline stations .....	1 516	5 226	23 024	212	83	88	34	6	-	1	-	-	-	
4471	Gasoline stations .....	1 516	5 226	23 024	212	83	88	34	6	-	1	-	-	-	
44711	Gasoline stations with convenience stores .....	692	2 114	8 961	91	15	52	23	1	-	-	-	-	-	
447110	Gasoline stations with convenience stores .....	692	2 114	8 961	91	15	52	23	1	-	-	-	-	-	
44719	Other gasoline stations .....	824	3 112	14 063	121	68	36	11	5	-	1	-	-	-	
447190	Other gasoline stations .....	824	3 112	14 063	121	68	36	11	5	-	1	-	-	-	
448	Clothing & clothing accessories stores .....	2 285	6 563	30 043	258	116	65	57	15	4	1	-	-	-	
4481	Clothing stores .....	1 658	4 280	20 062	147	49	34	47	13	3	1	-	-	-	
44811	Men's clothing stores .....	169	605	2 653	21	9	6	5	1	-	-	-	-	-	
448110	Men's clothing stores .....	169	605	2 653	21	9	6	5	1	-	-	-	-	-	
44812	Women's clothing stores .....	572	1 364	6 251	57	12	16	25	4	-	-	-	-	-	
448120	Women's clothing stores .....	572	1 364	6 251	57	12	16	25	4	-	-	-	-	-	
44813	Children's & infants' clothing stores .....	126	369	1 460	10	1	1	7	1	-	-	-	-	-	
448130	Children's & infants' clothing stores .....	126	369	1 460	10	1	1	7	1	-	-	-	-	-	
44814	Family clothing stores .....	604	1 393	6 870	28	11	2	5	6	3	1	-	-	-	
448140	Family clothing stores .....	604	1 393	6 870	28	11	2	5	6	3	1	-	-	-	
44819	Other clothing stores .....	119	379	1 976	21	12	6	2	1	-	-	-	-	-	
448190	Other clothing stores .....	119	379	1 976	21	12	6	2	1	-	-	-	-	-	
4482	Shoe stores .....	349	1 081	4 513	62	38	20	3	-	1	-	-	-	-	
44821	Shoe stores .....	349	1 081	4 513	62	38	20	3	-	1	-	-	-	-	
448210	Shoe stores .....	349	1 081	4 513	62	38	20	3	-	1	-	-	-	-	
4483	Jewelry, luggage & leather goods stores .....	278	1 202	5 468	49	29	11	7	2	-	-	-	-	-	
44831	Jewelry stores .....	(E)	(D)	(D)	48	28	11	7	2	-	-	-	-	-	
451	Sporting goods, hobby, book & music stores .....	1 014	3 023	13 309	116	61	31	13	8	2	1	-	-	-	
4511	Sporting goods, hobby, musical instrument stores .....	758	2 291	10 582	77	41	18	8	8	1	1	-	-	-	
45111	Sporting goods stores .....	273	824	3 850	43	33	6	-	3	-	1	-	-	-	
451110	Sporting goods stores .....	273	824	3 850	43	33	6	-	3	-	1	-	-	-	
45112	Hobby, toy & game stores .....	354	1 061	4 802	19	2	8	4	4	1	-	-	-	-	
451120	Hobby, toy & game stores .....	354	1 061	4 802	19	2	8	4	4	1	-	-	-	-	
4512	Book, periodical & music stores .....	256	732	2 727	39	20	13	5	-	1	-	-	-	-	
45121	Book stores & news dealers .....	202	572	2 042	27	14	8	4	-	1	-	-	-	-	
451211	Book stores .....	160	398	1 551	16	7	5	3	-	1	-	-	-	-	
452	General merchandise stores .....	4 181	13 970	58 557	68	20	12	3	3	16	13	1	-	-	
4521	Department stores .....	3 389	10 952	46 696	26	-	-	-	1	14	10	1	-	-	
45211	Department stores .....	3 389	10 952	46 696	26	-	-	-	1	14	10	1	-	-	
452110	Department stores .....	3 389	10 952	46 696	26	-	-	-	1	14	10	1	-	-	
4529	Other general merchandise stores .....	792	3 018	11 861	42	20	12	3	2	2	3	-	-	-	
45291	Warehouse clubs & superstores .....	(E)	(D)	(D)	3	1	-	-	-	2	-	-	-	-	
45299	All other general merchandise stores .....	(E)	(D)	(D)	39	19	12	3	2	2	1	-	-	-	
453	Miscellaneous store retailers .....	1 160	3 650	15 923	173	95	39	26	13	-	-	-	-	-	
4531	Florists .....	214	560	2 516	43	24	14	4	1	-	-	-	-	-	
45311	Florists .....	214	560	2 516	43	24	14	4	1	-	-	-	-	-	
453110	Florists .....	214	560	2 516	43	24	14	4	1	-	-	-	-	-	
4532	Office supplies, stationery & gift stores .....	391	1 432	5 500	45	21	9	9	6	-	-	-	-	-	
45321	Office supplies & stationery stores .....	165	1 039	3 740	10	4	1	1	4	-	-	-	-	-	
453210	Office supplies & stationery stores .....	165	1 039	3 740	10	4	1	1	4	-	-	-	-	-	
45322	Gift, novelty & souvenir stores .....	226	393	1 760	35	17	8	8	2	-	-	-	-	-	
453220	Gift, novelty & souvenir stores .....	226	393	1 760	35	17	8	8	2	-	-	-	-	-	
4533	Used merchandise stores .....	167	481	2 033	26	15	5	4	2	-	-	-	-	-	
45331	Used merchandise stores .....	167	481	2 033	26	15	5	4	2	-	-	-	-	-	
453310	Used merchandise stores .....	167	481	2 033	26	15	5	4	2	-	-	-	-	-	
4539	Other miscellaneous store retailers .....	388	1 177	5 874	59	35	11	9	4	-	-	-	-	-	
45391	Pet & pet supplies stores .....	225	697	3 117	19	6	4	6	3	-	-	-	-	-	
453910	Pet & pet supplies stores .....	225	697	3 117	19	6	4	6	3	-	-	-	-	-	
45399	All other miscellaneous store retailers .....	(C)	(D)	(D)	37	27	7	2	1	-	-	-	-	-	
453998	All other misc store retailers (exc tobacco) .....	137	449	2 485	33	25	5	2	1	-	-	-	-	-	
454	Nonstore retailers .....	855	5 723	25 155	83	37	21	12	11	2	-	-	-	-	
4543	Direct selling establishments .....	735	5 196	22 677	64	26	17	9	10	2	-	-	-	-	
45431	Fuel dealers .....	507	3 793	16 676	44	16	14	7	5	2	-	-	-	-	
454311	Heating oil dealers .....	446	3 320	14 498	39	14	12	7	4	2	-	-	-	-	
45439	Other direct selling establishments .....	228	1 403	6 001	20	10	3	2	5	-	-	-	-	-	
454390	Other direct selling establishments .....	228	1 403	6 001	20	10	3	2	5	-	-	-	-	-	

Note: Employment-size classes are indicated as follows: A—0 to 19; B—20 to 99; C—100 to 249; E—250 to 499; F—500 to 999; G—1,000 to 2,499; H—2,500 to 4,999; I—5,000 to 9,999; J—10,000 to 24,999; K—25,000 to 49,999; L—50,000 to 99,999; M—100,000 or more.

**Table 6. Counties—Employees, Payroll, and Establishments by Industry: 1999—Con.**

[Excludes most government employees, railroad employees, and self-employed persons. Size class 1 to 4 includes establishments with payroll, but no employees, during mid-March pay period. (D) denotes figures withheld to avoid disclosing data for individual companies; the data are included in broader industry totals. Detailed industries with 100 or more employees are shown if industry was not a (D). For explanation of terms, abbreviations, and data reliability/comparability, see introductory text]

NAICS code	Industry	Number of employees for week including March 12	Payroll (\$1,000)		Total number of establishments	Number of establishments by employment-size class									
			First quarter	Annual		1 to 4	5 to 9	10 to 19	20 to 49	50 to 99	100 to 249	250 to 499	500 to 999	1,000 or more	
<b>HAMPDEN—Con.</b>															
<b>48-49</b>	<b>Transportation &amp; warehousing</b>	<b>6 657</b>	<b>31 042</b>	<b>141 238</b>	<b>207</b>	<b>106</b>	<b>33</b>	<b>21</b>	<b>28</b>	<b>7</b>	<b>8</b>	<b>1</b>	<b>2</b>	<b>1</b>	
484	Truck transportation	4 017	17 201	79 308	115	61	16	13	16	4	3	1	—	1	
4841	General freight trucking	3 665	14 765	66 754	66	31	7	9	11	3	3	1	—	1	
48411	General freight trucking, local	137	909	4 546	26	18	1	6	1	—	—	—	—	—	
484110	General freight trucking, local	137	909	4 546	26	18	1	6	1	—	—	—	—	—	
48412	General freight trucking, long-distance	3 528	13 856	62 208	40	13	6	3	10	3	3	1	—	1	
484121	General freight trucking, long-distance, TL	2 667	6 874	30 922	27	12	6	2	4	1	—	1	—	1	
484122	General freight trucking, long-distance, LTL	861	6 982	31 286	13	1	—	1	6	2	3	—	—	—	
4842	Specialized freight trucking	352	2 436	12 554	49	30	9	4	5	1	—	—	—	—	
48421	Used household & office goods moving	100	543	2 805	14	7	3	3	1	—	—	—	—	—	
484210	Used household & office goods moving	100	543	2 805	14	7	3	3	1	—	—	—	—	—	
48423	Specialized freight (exc used) trucking, LDist	158	1 182	5 834	9	4	1	—	3	1	—	—	—	—	
484230	Specialized freight (exc used) trucking, LDist	158	1 182	5 834	9	4	1	—	3	1	—	—	—	—	
485	Transit & ground passenger transportation	1 923	8 819	38 809	31	15	4	1	3	3	3	—	2	—	
4851	Urban transit systems	(C)	(D)	(D)	2	1	—	—	—	—	1	—	—	—	
48511	Urban transit systems	(C)	(D)	(D)	2	1	—	—	—	—	1	—	—	—	
4852	Interurban & rural bus transportation	(F)	(D)	(D)	1	—	—	—	—	—	—	—	1	—	
48521	Interurban & rural bus transportation	(F)	(D)	(D)	1	—	—	—	—	—	—	—	1	—	
4854	School & employee bus transportation	962	3 228	13 612	11	4	—	1	2	2	—	—	1	—	
48541	School & employee bus transportation	962	3 228	13 612	11	4	—	1	2	2	—	—	1	—	
485410	School & employee bus transportation	962	3 228	13 612	11	4	—	1	2	2	—	—	1	—	
4859	Oth transit & ground passenger transportation	(C)	(D)	(D)	4	2	—	—	1	1	—	—	—	—	
48599	Oth transit & ground passenger transportation	(C)	(D)	(D)	4	2	—	—	1	1	—	—	—	—	
488	Transportation support activities	443	3 304	15 416	38	17	10	5	5	—	1	—	—	—	
4881	Air transportation support activities	(C)	(D)	(D)	6	—	2	1	2	—	1	—	—	—	
48819	Other air transportation support activities	205	1 789	8 542	4	—	1	1	1	—	1	—	—	—	
488190	Other air transportation support activities	205	1 789	8 542	4	—	1	1	1	—	1	—	—	—	
4885	Freight transportation arrangement	104	856	4 080	18	11	4	2	1	—	—	—	—	—	
48851	Freight transportation arrangement	104	856	4 080	18	11	4	2	1	—	—	—	—	—	
488510	Freight transportation arrangement	104	856	4 080	18	11	4	2	1	—	—	—	—	—	
493	Warehousing & storage	211	1 439	6 264	10	5	—	1	3	—	1	—	—	—	
4931	Warehousing & storage	211	1 439	6 264	10	5	—	1	3	—	1	—	—	—	
49311	General warehousing & storage	(C)	(D)	(D)	8	3	—	1	3	—	1	—	—	—	
<b>51</b>	<b>Information</b>	<b>3 536</b>	<b>33 836</b>	<b>144 539</b>	<b>132</b>	<b>55</b>	<b>29</b>	<b>13</b>	<b>19</b>	<b>10</b>	<b>4</b>	<b>1</b>	<b>1</b>	<b>—</b>	
511	Publishing industries	1 660	15 764	66 551	34	12	12	1	3	4	—	1	1	—	
5111	Newspaper, periodical, book, database publishers	1 514	14 476	59 815	22	7	9	—	1	3	—	1	1	—	
51111	Newspaper publishers	1 346	13 021	54 655	11	2	5	—	—	2	—	1	1	—	
511110	Newspaper publishers	1 346	13 021	54 655	11	2	5	—	—	2	—	1	1	—	
5112	Software publishers	146	1 288	6 736	12	5	3	1	2	1	—	—	—	—	
51121	Software publishers	146	1 288	6 736	12	5	3	1	2	1	—	—	—	—	
511210	Software publishers	146	1 288	6 736	12	5	3	1	2	1	—	—	—	—	
512	Motion picture & sound recording industries	176	764	3 580	14	8	2	—	3	1	—	—	—	—	
5121	Motion picture & video industries	(C)	(D)	(D)	13	7	2	—	3	1	—	—	—	—	
51213	Motion picture & video exhibition	(C)	(D)	(D)	6	2	1	—	2	1	—	—	—	—	
513	Broadcasting & telecommunications	1 473	16 036	68 899	59	24	9	5	13	4	4	—	—	—	
5131	Radio & television broadcasting	(E)	(D)	(D)	11	1	1	1	5	2	1	—	—	—	
51311	Radio broadcasting	(C)	(D)	(D)	7	1	—	1	4	1	—	—	—	—	
51312	Television broadcasting	244	2 161	8 890	4	—	1	—	1	1	1	—	—	—	
513120	Television broadcasting	244	2 161	8 890	4	—	1	—	1	1	1	—	—	—	
5133	Telecommunications	990	11 939	50 660	41	18	7	4	7	2	3	—	—	—	
51331	Wired telecommunications carriers	(F)	(D)	(D)	28	11	5	4	4	1	3	—	—	—	
51332	Wireless telecom carriers (exc satellite)	(C)	(D)	(D)	10	4	2	—	3	1	—	—	—	—	
513322	Cellular & other wireless telecommunications	101	515	2 178	7	4	1	—	1	1	—	—	—	—	
514	Information & data processing services	227	1 272	5 509	25	11	6	7	—	1	—	—	—	—	
5141	Information services	(C)	(D)	(D)	15	2	6	6	—	1	—	—	—	—	
51412	Libraries & archives	(C)	(D)	(D)	11	1	5	4	—	1	—	—	—	—	
<b>52</b>	<b>Finance &amp; insurance</b>	<b>11 020</b>	<b>155 280</b>	<b>530 674</b>	<b>570</b>	<b>249</b>	<b>178</b>	<b>80</b>	<b>33</b>	<b>19</b>	<b>8</b>	<b>2</b>	<b>—</b>	<b>1</b>	
522	Credit intermediation & related activities	2 587	22 992	98 528	212	43	110	37	11	9	2	—	—	—	
5221	Depository credit intermediation	2 249	19 326	84 537	170	23	95	32	11	7	2	—	—	—	
52211	Commercial banking	645	5 943	24 914	56	4	38	8	2	4	—	—	—	—	
522110	Commercial banking	645	5 943	24 914	56	4	38	8	2	4	—	—	—	—	
52212	Savings institutions	1 344	11 755	52 928	87	10	47	19	6	3	2	—	—	—	
522120	Savings institutions	1 344	11 755	52 928	87	10	47	19	6	3	2	—	—	—	
52213	Credit unions	260	1 628	6 695	27	9	10	5	3	—	—	—	—	—	
522130	Credit unions	260	1 628	6 695	27	9	10	5	3	—	—	—	—	—	
5222	Nondepository credit intermediation	(E)	(D)	(D)	32	16	10	4	—	2	—	—	—	—	
52229	Other nondepository credit intermediation	225	2 963	11 201	26	11	10	4	—	1	—	—	—	—	
522292	Real estate credit	102	1 176	4 454	17	7	8	2	—	—	—	—	—	—	
522298	All oth nondepository credit intermediation	100	1 623	5 845	6	3	1	1	—	1	—	—	—	—	
523	Security, commodity contracts & like activity	579	11 697	42 109	56	36	7	6	4	2	1	—	—	—	
5231	Scrt'y & comdty contracts intermed & brokerage	(E)	(D)	(D)	27	15	1	4	4	2	1	—	—	—	
52312	Securities brokerage	472	9 620	32 573	25	14	—	4	4	2	1	—	—	—	
523120	Securities brokerage	472	9 620	32 573	25	14	—	4	4	2	1	—	—	—	

Note: Employment-size classes are indicated as follows: A—0 to 19; B—20 to 99; C—100 to 249; E—250 to 499; F—500 to 999; G—1,000 to 2,499; H—2,500 to 4,999; I—5,000 to 9,999; J—10,000 to 24,999; K—25,000 to 49,999; L—50,000 to 99,999; M—100,000 or more.

**Table 6. Counties—Employees, Payroll, and Establishments by Industry: 1999—Con.**

[Excludes most government employees, railroad employees, and self-employed persons. Size class 1 to 4 includes establishments with payroll, but no employees, during mid-March pay period. (D) denotes figures withheld to avoid disclosing data for individual companies; the data are included in broader industry totals. Detailed industries with 100 or more employees are shown if industry was not a (D). For explanation of terms, abbreviations, and data reliability/comparability, see introductory text]

NAICS code	Industry	Number of employees for week including March 12	Payroll (\$1,000)		Total number of establishments	Number of establishments by employment-size class									
			First quarter	Annual		1 to 4	5 to 9	10 to 19	20 to 49	50 to 99	100 to 249	250 to 499	500 to 999	1,000 or more	
<b>HAMPDEN—Con.</b>															
<b>52</b>	<b>Finance &amp; insurance—Con.</b>														
524	Insurance carriers & related activities .....	7 854	120 591	390 037	302	170	61	37	18	8	5	2	—	1	
5241	Insurance carriers .....	6 167	105 308	324 455	63	19	12	11	10	4	4	2	—	1	
52411	Direct life, health, medical insurance carriers ..	5 777	100 325	304 284	45	14	7	9	6	3	3	2	—	1	
52412	Other direct insurance carriers .....	(C)	(D)	(D)	17	5	5	2	4	1	—	—	—	—	
52413	Reinsurance carriers .....	(C)	(D)	(D)	1	—	—	—	—	—	1	—	—	—	
5242	Agencies & other insurance related activities ...	1 687	15 283	65 582	239	151	49	26	8	4	1	—	—	—	
52421	Insurance agencies & brokerages .....	1 351	10 883	44 750	201	130	42	19	7	2	1	—	—	—	
524210	Insurance agencies & brokerages .....	1 351	10 883	44 750	201	130	42	19	7	2	1	—	—	—	
52429	Other insurance related activities .....	336	4 400	20 832	38	21	7	1	2	—	—	—	—	—	
524291	Claims adjusting .....	158	2 440	10 606	18	11	2	4	—	1	—	—	—	—	
<b>53</b>	<b>Real estate &amp; rental &amp; leasing .....</b>	<b>1 898</b>	<b>9 796</b>	<b>43 500</b>	<b>372</b>	<b>252</b>	<b>66</b>	<b>42</b>	<b>9</b>	<b>3</b>	—	—	—	—	
531	Real estate .....	1 054	5 715	25 954	258	205	28	18	5	2	—	—	—	—	
5311	Lessors of real estate .....	367	1 752	7 504	119	98	14	7	—	—	—	—	—	—	
53111	Lessors of residential buildings & dwellings ...	228	1 000	3 860	69	57	7	5	—	—	—	—	—	—	
531110	Lessors of residential buildings & dwellings...	228	1 000	3 860	69	57	7	5	—	—	—	—	—	—	
53112	Lessors of nonres bldg (exc miniwarehouses) .....	113	636	3 028	36	28	6	2	—	—	—	—	—	—	
531120	Lessors of nonres bldg (exc miniwarehouses) .....	113	636	3 028	36	28	6	2	—	—	—	—	—	—	
5312	Offices of real estate agents & brokers .....	224	1 155	5 592	76	68	4	3	1	—	—	—	—	—	
53121	Offices of real estate agents & brokers .....	224	1 155	5 592	76	68	4	3	1	—	—	—	—	—	
531210	Offices of real estate agents & brokers .....	224	1 155	5 592	76	68	4	3	1	—	—	—	—	—	
5313	Activities related to real estate .....	463	2 808	12 858	63	39	10	8	4	2	—	—	—	—	
53131	Real estate property managers .....	420	2 516	11 076	46	24	9	7	4	2	—	—	—	—	
531311	Residential property managers .....	376	2 171	9 827	37	20	6	5	4	2	—	—	—	—	
532	Rental & leasing services .....	(F)	(D)	(D)	110	44	37	24	4	1	—	—	—	—	
5321	Automotive equipment rental & leasing .....	194	1 437	5 911	22	15	3	2	1	1	—	—	—	—	
53212	Truck, utility trailer & RV rental & leasing .....	179	1 334	5 561	15	9	2	2	1	1	—	—	—	—	
532120	Truck, utility trailer & RV rental & leasing ...	179	1 334	5 561	15	9	2	2	1	1	—	—	—	—	
5322	Consumer goods rental .....	467	1 651	6 666	21	26	18	1	—	—	—	—	—	—	
53223	Video tape & disc rental .....	297	657	2 605	42	12	19	11	—	—	—	—	—	—	
532230	Video tape & disc rental .....	297	657	2 605	42	12	19	11	—	—	—	—	—	—	
5324	Commercial, industrial equip rental & leasing ...	(C)	(D)	(D)	13	7	2	3	1	—	—	—	—	—	
<b>54</b>	<b>Professional, scientific &amp; technical services .....</b>	<b>6 523</b>	<b>59 065</b>	<b>274 224</b>	<b>820</b>	<b>562</b>	<b>138</b>	<b>66</b>	<b>38</b>	<b>9</b>	<b>5</b>	<b>1</b>	<b>1</b>	—	
541	Professional, scientific & technical services .....	6 523	59 065	274 224	820	562	138	66	38	9	5	1	1	—	
5411	Legal services .....	1 416	12 420	60 925	296	218	46	16	12	4	—	—	—	—	
54111	Offices of lawyers .....	1 386	12 231	60 005	292	216	45	16	11	4	—	—	—	—	
541110	Offices of lawyers .....	1 386	12 231	60 005	292	216	45	16	11	4	—	—	—	—	
5412	Accounting, tax prep, bookkeep, payroll services .....	1 832	11 079	48 769	135	97	18	13	3	—	3	—	1	—	
54121	Accounting, tax prep, bookkeep, payroll services .....	1 832	11 079	48 769	135	97	18	13	3	—	3	—	1	—	
541211	Offices of certified public accountants .....	508	4 442	20 737	71	46	12	9	3	—	1	—	—	—	
5413	Architectural, engineering & related services ...	965	8 832	44 723	110	64	20	14	10	1	1	—	—	—	
54131	Architectural services .....	137	1 617	7 340	18	11	2	3	2	—	—	—	—	—	
541310	Architectural services .....	137	1 617	7 340	18	11	2	3	2	—	—	—	—	—	
54133	Engineering services .....	442	4 775	25 865	48	25	11	8	2	1	1	—	—	—	
541330	Engineering services .....	442	4 775	25 865	48	25	11	8	2	1	1	—	—	—	
54138	Testing laboratories .....	263	1 883	8 616	11	1	4	1	5	—	—	—	—	—	
541380	Testing laboratories .....	263	1 883	8 616	11	1	4	1	5	—	—	—	—	—	
5415	Computer systems design & related services ...	526	7 316	33 987	56	39	7	4	5	—	1	—	—	—	
54151	Computer systems design & related services ...	526	7 316	33 987	56	39	7	4	5	—	1	—	—	—	
541511	Custom computer programming services ...	333	5 182	23 835	28	21	2	2	—	—	1	—	—	—	
541512	Computer systems design services .....	177	2 029	9 514	21	13	3	2	3	—	—	—	—	—	
5416	Management, sci & tech consulting services ...	438	3 369	16 160	82	66	6	4	5	1	—	—	—	—	
54161	Management consulting services .....	240	1 730	8 021	67	57	5	3	2	—	—	—	—	—	
541611	Admin & gen management consulting services .....	149	897	3 864	33	27	3	1	2	—	—	—	—	—	
54162	Environmental consulting services .....	147	1 258	5 924	7	3	1	—	2	1	—	—	—	—	
541620	Environmental consulting services .....	147	1 258	5 924	7	3	1	—	2	1	—	—	—	—	
5417	Scientific R&D services .....	(E)	(D)	(D)	5	3	—	—	1	—	—	1	—	—	
54171	R&D in physical, engineering & life sciences..	(E)	(D)	(D)	4	3	—	—	—	—	—	1	—	—	
5418	Advertising & related services .....	237	1 587	7 372	42	25	12	4	—	1	—	—	—	—	
5419	Oth professional, scientific, technical services ..	565	3 102	12 569	71	33	25	10	1	2	—	—	—	—	
54194	Veterinary services .....	334	1 730	7 723	30	10	13	5	—	2	—	—	—	—	
541940	Veterinary services .....	334	1 730	7 723	30	10	13	5	—	2	—	—	—	—	
<b>55</b>	<b>Management of companies &amp; enterprises ..</b>	<b>2 597</b>	<b>31 228</b>	<b>121 666</b>	<b>56</b>	<b>14</b>	<b>9</b>	<b>10</b>	<b>10</b>	<b>6</b>	<b>5</b>	<b>2</b>	—	—	
551	Management of companies & enterprises .....	2 597	31 228	121 666	56	14	9	10	10	6	5	2	—	—	
5511	Management of companies & enterprises .....	2 597	31 228	121 666	56	14	9	10	10	6	5	2	—	—	
55111	Management of companies & enterprises .....	2 597	31 228	121 666	56	14	9	10	10	6	5	2	—	—	
551114	Corp, subsidiary & regional managing offices .....	2 535	30 032	117 595	49	11	8	7	10	6	5	2	—	—	

Note: Employment-size classes are indicated as follows: A—0 to 19; B—20 to 99; C—100 to 249; E—250 to 499; F—500 to 999; G—1,000 to 2,499; H—2,500 to 4,999; I—5,000 to 9,999; J—10,000 to 24,999; K—25,000 to 49,999; L—50,000 to 99,999; M—100,000 or more.

**Table 6. Counties—Employees, Payroll, and Establishments by Industry: 1999—Con.**

[Excludes most government employees, railroad employees, and self-employed persons. Size class 1 to 4 includes establishments with payroll, but no employees, during mid-March pay period. (D) denotes figures withheld to avoid disclosing data for individual companies; the data are included in broader industry totals. Detailed industries with 100 or more employees are shown if industry was not a (D). For explanation of terms, abbreviations, and data reliability/comparability, see introductory text]

NAICS code	Industry	Number of employees for week including March 12	Payroll (\$1,000)		Total number of establishments	Number of establishments by employment-size class																		
			First quarter	Annual		1 to 4	5 to 9	10 to 19	20 to 49	50 to 99	100 to 249	250 to 499	500 to 999	1,000 or more										
<b>HAMPDEN—Con.</b>																								
<b>56</b>	<b>Admin. support, waste mgmt, remediation services</b>	<b>8 877</b>	<b>39 683</b>	<b>181 620</b>	<b>516</b>	<b>299</b>	<b>72</b>	<b>50</b>	<b>48</b>	<b>29</b>	<b>15</b>	<b>1</b>	<b>2</b>	<b>—</b>										
561	Administrative & support services	8 490	36 498	167 142	495	290	69	48	43	28	14	1	2	—										
5611	Office administrative services	413	3 411	15 645	35	22	8	—	3	—	2	—	—	—										
56111	Office administrative services	413	3 411	15 645	35	22	8	—	3	—	2	—	—	—										
561110	Office administrative services	413	3 411	15 645	35	22	8	—	3	—	2	—	—	—										
5613	Employment services	4 484	17 107	79 159	61	16	4	5	8	16	9	1	2	—										
56131	Employment placement agencies	208	735	3 185	8	2	1	1	2	2	—	—	—	—										
561310	Employment placement agencies	208	735	3 185	8	2	1	1	2	2	—	—	—	—										
56132	Temporary help services	3 635	12 964	57 384	49	14	3	3	5	13	9	1	1	—										
561320	Temporary help services	3 635	12 964	57 384	49	14	3	3	5	13	9	1	1	—										
56133	Employee leasing services	641	3 408	18 590	4	—	—	1	1	1	—	—	1	—										
561330	Employee leasing services	641	3 408	18 590	4	—	—	1	1	1	—	—	1	—										
5614	Business support services	476	3 955	14 390	39	20	4	8	4	3	—	—	—	—										
56142	Telephone call centers	128	621	2 541	10	3	1	4	2	—	—	—	—	—										
56143	Business service centers	116	1 218	4 720	9	5	1	1	1	1	—	—	—	—										
56145	Credit bureaus	164	1 647	4 495	4	1	—	—	1	2	—	—	—	—										
561450	Credit bureaus	164	1 647	4 495	4	1	—	—	1	2	—	—	—	—										
5615	Travel arrangement & reservation services	298	1 697	7 510	48	30	13	2	1	2	—	—	—	—										
56151	Travel agencies	188	948	4 334	39	27	10	1	—	1	—	—	—	—										
561510	Travel agencies	188	948	4 334	39	27	10	1	—	1	—	—	—	—										
5616	Investigation & security services	693	3 166	13 620	34	10	11	4	4	4	1	—	—	—										
56161	Investigation, guard & armored car services	513	1 805	7 774	17	5	3	2	3	3	1	—	—	—										
561612	Security guards & patrol services	399	1 163	5 107	9	2	2	—	2	2	1	—	—	—										
56162	Security systems services	180	1 361	5 846	17	5	8	2	1	1	—	—	—	—										
561621	Security systems services (except locksmiths)	149	1 124	4 758	12	5	3	2	1	1	—	—	—	—										
5617	Services to buildings & dwellings	1 681	5 558	30 056	241	169	25	25	19	2	1	—	—	—										
56171	Exterminating & pest control services	152	1 015	4 925	18	10	2	4	2	—	—	—	—	—										
561710	Exterminating & pest control services	152	1 015	4 925	18	10	2	4	2	—	—	—	—	—										
56172	Janitorial services	1 008	2 508	11 301	82	46	10	11	13	1	1	—	—	—										
561720	Janitorial services	1 008	2 508	11 301	82	46	10	11	13	1	1	—	—	—										
56173	Landscaping services	382	1 416	10 775	125	104	11	7	2	1	—	—	—	—										
561730	Landscaping services	382	1 416	10 775	125	104	11	7	2	1	—	—	—	—										
5619	Other support services	(E)	(D)	(D)	36	23	4	3	4	1	1	—	—	—										
56191	Packaging & labeling services	150	598	2 463	4	—	—	1	2	1	—	—	—	—										
561910	Packaging & labeling services	150	598	2 463	4	—	—	1	2	1	—	—	—	—										
56199	All other support services	223	671	2 642	24	19	1	2	1	—	1	—	—	—										
561990	All other support services	223	671	2 642	24	19	1	2	1	—	1	—	—	—										
562	Waste management & remediation services	387	3 185	14 478	21	9	3	2	5	1	1	—	—	—										
5621	Waste collection	269	2 382	10 324	9	2	2	1	2	1	1	—	—	—										
56211	Waste collection	269	2 382	10 324	9	2	2	1	2	1	1	—	—	—										
5629	Remediation & oth waste management services	103	715	3 748	8	4	—	1	3	—	—	—	—	—										
<b>61</b>	<b>Educational services</b>	<b>7 076</b>	<b>27 923</b>	<b>120 113</b>	<b>141</b>	<b>69</b>	<b>23</b>	<b>16</b>	<b>14</b>	<b>8</b>	<b>6</b>	<b>2</b>	<b>1</b>	<b>2</b>										
611	Educational services	7 076	27 923	120 113	141	69	23	16	14	8	6	2	1	2										
6111	Elementary & secondary schools	1 517	7 342	30 296	40	9	5	7	9	5	5	—	—	—										
61111	Elementary & secondary schools	1 517	7 342	30 296	40	9	5	7	9	5	5	—	—	—										
611110	Elementary & secondary schools	1 517	7 342	30 296	40	9	5	7	9	5	5	—	—	—										
6112	Junior colleges	(E)	(D)	(D)	1	—	—	—	—	—	—	1	—	—										
61121	Junior colleges	(E)	(D)	(D)	1	—	—	—	—	—	—	1	—	—										
6113	Colleges, universities & professional schools	4 414	15 539	66 623	7	1	1	—	—	1	—	1	1	2										
61131	Colleges, universities & professional schools	4 414	15 539	66 623	7	1	1	—	—	1	—	1	1	2										
611310	Colleges, universities & professional schools	4 414	15 539	66 623	7	1	1	—	—	1	—	1	1	2										
6115	Technical & trade schools	332	2 009	8 900	16	6	6	2	1	—	1	—	—	—										
61151	Technical & trade schools	332	2 009	8 900	16	6	6	2	1	—	1	—	—	—										
6116	Other schools & instruction	413	1 520	7 547	62	43	9	5	3	2	—	—	—	—										
61161	Fine arts schools	140	313	1 159	19	14	1	3	—	1	—	—	—	—										
611610	Fine arts schools	140	313	1 159	19	14	1	3	—	1	—	—	—	—										
61169	All other schools & instruction	194	947	4 985	24	13	7	1	2	1	—	—	—	—										
611699	All other miscellaneous schools & instruction	128	776	3 371	10	5	2	1	1	1	—	—	—	—										
<b>62</b>	<b>Health care and social assistance</b>	<b>33 391</b>	<b>207 143</b>	<b>925 153</b>	<b>1 128</b>	<b>424</b>	<b>256</b>	<b>193</b>	<b>123</b>	<b>65</b>	<b>50</b>	<b>13</b>	<b>1</b>	<b>3</b>										
621	Ambulatory health care services	9 378	74 577	347 674	729	345	179	102	63	26	13	1	—	—										
6211	Offices of physicians	2 798	34 645	168 426	277	140	58	45	27	5	2	—	—	—										
62111	Offices of physicians	2 798	34 645	168 426	277	140	58	45	27	5	2	—	—	—										
621111	Offices of physicians (exc mental health)	2 747	34 141	165 920	261	127	56	45	26	5	2	—	—	—										
6212	Offices of dentists	1 198	7 998	39 241	186	84	67	30	5	—	—	—	—	—										
62121	Offices of dentists	1 198	7 998	39 241	186	84	67	30	5	—	—	—	—	—										
621210	Offices of dentists	1 198	7 998	39 241	186	84	67	30	5	—	—	—	—	—										
6213	Offices of other health practitioners	837	6 885	29 653	136	83	33	11	6	3	—	—	—	—										
62131	Offices of chiropractors	198	1 232	5 290	48	31	14	3	—	—	—	—	—	—										
621310	Offices of chiropractors	198	1 232	5 290	48	31	14	3	—	—	—	—	—	—										
62132	Offices of optometrists	114	814	3 133	21	15	3	1	2	—	—	—	—	—										
621320	Offices of optometrists	114	814	3 133	21	15	3	1	2	—	—	—	—	—										
62133	Offices of other mental health practitioners	160	812	3 141	13	8	2	—	1	2	—	—	—	—										
621330	Offices of other mental health practitioners	160	812	3 141	13	8	2	—	1	2	—	—	—	—										
62134	Offices of PT, OT, speech therapy & audiology	271	3 511	15 536	34	15	12	4	2	1	—	—	—	—										
621340	Offices of PT, OT, speech therapy & audiology	271	3 511	15 536	34	15	12	4	2	1	—	—	—	—										

Note: Employment-size classes are indicated as follows: A—0 to 19; B—20 to 99; C—100 to 249; E—250 to 499; F—500 to 2,499; G—1,000 to 2,499; H—2,500 to 4,999; I—5,000 to 9,999; J—10,000 to 24,999; K—25,000 to 49,999; L—50,000 to 99,999; M—100,000 or more.

**Table 6. Counties—Employees, Payroll, and Establishments by Industry: 1999—Con.**

[Excludes most government employees, railroad employees, and self-employed persons. Size class 1 to 4 includes establishments with payroll, but no employees, during mid-March pay period. (D) denotes figures withheld to avoid disclosing data for individual companies; the data are included in broader industry totals. Detailed industries with 100 or more employees are shown if industry was not a (D). For explanation of terms, abbreviations, and data reliability/comparability, see introductory text]

NAICS code	Industry	Number of employees for week including March 12	Payroll (\$1,000)		Total number of establishments	Number of establishments by employment-size class																							
			First quarter	Annual		1 to 4	5 to 9	10 to 19	20 to 49	50 to 99	100 to 249	250 to 499	500 to 999	1,000 or more															
<b>HAMPDEN—Con.</b>																													
<b>62</b>	<b>Health care and social assistance—Con.</b>																												
621	Ambulatory health care services—Con.																												
6214	Outpatient care centers													1	529	9	047	40	573	59	14	12	8	16	7	2	—	—	—
62142	Outpatient mental health, substance abuse ctrs													919	4	845	21	705	29	3	6	7	8	3	2	—	—	—	
621420	Outpatient mental health, substance abuse ctrs													919	4	845	21	705	29	3	6	7	8	3	2	—	—	—	
62149	Other outpatient care centers													568	3	928	17	950	26	9	5	1	7	4	—	—	—		
621498	All other outpatient care centers													364	2	571	11	765	20	8	5	1	3	3	—	—	—		
6215	Medical & diagnostic laboratories													257	3	150	16	449	12	6	1	3	1	—	1	—	—		
62151	Medical & diagnostic laboratories													257	3	150	16	449	12	6	1	3	1	—	1	—	—		
6216	Home health care services													2	281	10	198	42	089	51	17	8	2	7	9	7	1	—	—
62161	Home health care services													2	281	10	198	42	089	51	17	8	2	7	9	7	1	—	—
621610	Home health care services													2	281	10	198	42	089	51	17	8	2	7	9	7	1	—	—
6219	Other ambulatory health care services													478	2	654	11	243	8	1	—	3	1	2	1	—	—	—	
62191	Ambulance services													(E)	(D)	(D)	(D)	4	1	—	—	2	—	1	—	—	—		
62199	All other ambulatory health care services													(C)	(D)	(D)	(D)	4	—	—	—	1	2	—	—	—	—		
622	Hospitals													10	240	75	354	328	563	15	1	—	—	—	1	4	5	1	3
6221	General medical & surgical hospitals													8	667	64	736	285	245	9	1	—	—	—	1	1	2	1	3
62211	General medical & surgical hospitals													8	667	64	736	285	245	9	1	—	—	—	1	1	2	1	3
622110	General medical & surgical hospitals													8	667	64	736	285	245	9	1	—	—	—	1	1	2	1	3
6222	Psychiatric & substance abuse hospitals													(G)	(D)	(D)	(D)	4	—	—	—	—	—	—	2	2	—	—	
62221	Psychiatric & substance abuse hospitals													(G)	(D)	(D)	(D)	4	—	—	—	—	—	—	2	2	—	—	
6223	Other specialty hospitals													(F)	(D)	(D)	(D)	2	—	—	—	—	—	—	1	1	—	—	
62231	Other specialty hospitals													(F)	(D)	(D)	(D)	2	—	—	—	—	—	—	1	1	—	—	
623	Nursing & residential care facilities													7	884	32	807	142	268	140	16	22	29	21	24	25	3	—	—
6231	Nursing care facilities													5	200	23	278	99	454	43	—	1	2	4	14	19	3	—	—
62311	Nursing care facilities													5	200	23	278	99	454	43	—	1	2	4	14	19	3	—	—
623110	Nursing care facilities													5	200	23	278	99	454	43	—	1	2	4	14	19	3	—	—
6232	Residential mental retardation, health facil													1	523	5	855	25	844	59	11	18	15	5	6	4	—	—	—
62321	Residential mental retardation facilities													945	3	493	16	109	41	9	14	10	2	4	2	—	—	—	
623210	Residential mental retardation facilities													945	3	493	16	109	41	9	14	10	2	4	2	—	—	—	
62322	Residential mental health, subst abuse facil													578	2	362	9	735	18	2	4	5	3	2	2	—	—	—	
623220	Residential mental health, subst abuse facil													578	2	362	9	735	18	2	4	5	3	2	2	—	—	—	
6233	Community care facilities for the elderly													774	2	134	10	268	20	2	2	5	7	2	2	—	—	—	
62331	Community care facilities for the elderly													774	2	134	10	268	20	2	2	5	7	2	2	—	—	—	
623311	Continuing care retirement communities													560	1	467	7	491	8	1	—	1	2	2	2	—	—	—	
623312	Homes for the elderly													214	667	2	777	12	1	2	4	5	—	—	—	—	—	—	
6239	Other residential care facilities													387	1	540	6	702	18	3	1	7	5	2	—	—	—	—	
62399	Other residential care facilities													387	1	540	6	702	18	3	1	7	5	2	—	—	—	—	
623990	Other residential care facilities													387	1	540	6	702	18	3	1	7	5	2	—	—	—	—	
624	Social assistance													5	889	24	405	106	648	244	62	55	62	39	14	8	4	—	—
6241	Individual & family services													2	997	14	470	63	664	90	21	18	19	16	8	6	2	—	—
62411	Child & youth services													888	4	311	18	696	27	7	7	4	5	2	1	1	—	—	
624110	Child & youth services													888	4	311	18	696	27	7	7	4	5	2	1	1	—	—	
62412	Services for elderly & disabled persons													1	310	5	421	23	157	32	7	8	7	3	3	3	1	—	—
624120	Services for elderly & disabled persons													1	310	5	421	23	157	32	7	8	7	3	3	3	1	—	—
62419	Other individual & family services													799	4	738	21	811	31	7	3	8	8	3	2	—	—	—	
624190	Other individual & family services													799	4	738	21	811	31	7	3	8	8	3	2	—	—	—	
6242	Community, emergency & other relief services													444	2	001	8	532	21	5	8	3	3	1	1	—	—	—	
62422	Community housing services													318	1	534	6	475	11	1	5	2	1	1	1	—	—	—	
624229	Other community housing services													240	1	227	5	215	6	1	3	—	—	1	1	—	—	—	
6243	Vocational rehabilitation services													922	2	686	11	978	29	3	8	8	6	2	1	1	—	—	
62431	Vocational rehabilitation services													922	2	686	11	978	29	3	8	8	6	2	1	1	—	—	
624310	Vocational rehabilitation services													922	2	686	11	978	29	3	8	8	6	2	1	1	—	—	
6244	Child day care services													1	526	5	248	22	474	104	33	21	32	14	3	—	1	—	
62441	Child day care services													1	526	5	248	22	474	104	33	21	32	14	3	—	1	—	
624410	Child day care services													1	526	5	248	22	474	104	33	21	32	14	3	—	1	—	
<b>71</b>	<b>Arts, entertainment &amp; recreation</b>													<b>1</b>	<b>481</b>	<b>6</b>	<b>765</b>	<b>36</b>	<b>333</b>	<b>130</b>	<b>57</b>	<b>26</b>	<b>27</b>	<b>16</b>	<b>3</b>	<b>1</b>	<b>—</b>	<b>—</b>	<b>—</b>
711	Performing arts, spectator sports & related industries													244	1	423	7	383	29	17	4	7	—	1	—	—	—	—	—
712	Museums, historical sites & like institutions													149	750	3	355	10	—	4	4	2	—	—	—	—	—	—	
7121	Museums, historical sites & like institutions													149	750	3	355	10	—	4	4	2	—	—	—	—	—	—	
71211	Museums													(C)	(D)	(D)	(D)	8	—	4	3	1	—	—	—	—	—	—	
713	Amusement, gambling & recreation industries													1	088	4	592	25	595	91	40	18	16	14	2	1	—	—	—
7131	Amusement parks & arcades													(C)	(D)	(D)	(D)	9	3	2	1	2	—	1	—	—	—	—	
71311	Amusement & theme parks													(C)	(D)	(D)	(D)	3	1	—	—	1	—	1	—	—	—	—	
7139	Other amusement & recreation industries													852	3	218	17	148	81	36	16	15	12	2	—	—	—	—	
71391	Golf courses & country clubs													270	1	185	8	869	20	6	4	5	5	—	—	—	—	—	
713910	Golf courses & country clubs													270	1	185	8	869	20	6	4	5	5	—	—	—	—	—	
71394	Fitness & recreational sports centers													251	726	3	196	23	10	4	5	3	1	—	—	—	—	—	
713940	Fitness & recreational sports centers													251	726	3	196	23	10	4	5	3	1	—	—	—	—	—	
71395	Bowling centers													122	315	1	210	10	4	2	1	3	—	—	—	—	—	—	
713950	Bowling centers													122	315	1	210	10	4	2	1	3	—	—	—	—	—	—	
71399	All other amusement & recreation industries													137	858	3	593	24	13	6	4	1	—	—	—	—	—	—	
713990	All other amusement & recreation industries													137	858	3	593	24	13	6	4	1	—	—	—	—	—	—	

Note: Employment-size classes are indicated as follows: A—0 to 19; B—20 to 99; C—100 to 249; E—250 to 499; F—500 to 999; G—1,000 to 2,499; H—2,500 to 4,999; I—5,000 to 9,999; J—10,000 to 24,999; K—25,000 to 49,999; L—50,000 to 99,999; M—100,000 or more.

**Table 6. Counties—Employees, Payroll, and Establishments by Industry: 1999—Con.**

[Excludes most government employees, railroad employees, and self-employed persons. Size class 1 to 4 includes establishments with payroll, but no employees, during mid-March pay period. (D) denotes figures withheld to avoid disclosing data for individual companies; the data are included in broader industry totals. Detailed industries with 100 or more employees are shown if industry was not a (D). For explanation of terms, abbreviations, and data reliability/comparability, see introductory text]

NAICS code	Industry	Number of employees for week including March 12	Payroll (\$1,000)		Total number of establishments	Number of establishments by employment-size class										
			First quarter	Annual		1 to 4	5 to 9	10 to 19	20 to 49	50 to 99	100 to 249	250 to 499	500 to 999	1,000 or more		
<b>72</b>	<b>HAMPDEN—Con.</b>															
	<b>Accommodation &amp; food services</b>	<b>13 756</b>	<b>32 107</b>	<b>146 758</b>	<b>904</b>	<b>359</b>	<b>165</b>	<b>165</b>	<b>158</b>	<b>47</b>	<b>8</b>	<b>2</b>	—	—	—	—
721	Accommodation	1 014	3 140	14 903	43	25	1	11	1	3	—	2	—	—	—	—
7211	Traveler accommodation	(G)	(D)	(D)	34	16	1	11	1	3	—	2	—	—	—	—
72111	Hotels (exc casino hotels) & motels	991	3 062	14 292	33	16	1	10	1	3	—	2	—	—	—	—
721110	Hotels (exc casino hotels) & motels	991	3 062	14 292	33	16	1	10	1	3	—	2	—	—	—	—
722	Food services & drinking places	12 742	28 967	131 855	861	334	164	154	157	44	8	—	—	—	—	—
7221	Full-service restaurants	6 322	15 076	68 653	307	79	58	55	80	31	4	—	—	—	—	—
72211	Full-service restaurants	6 322	15 076	68 653	307	79	58	55	80	31	4	—	—	—	—	—
722110	Full-service restaurants	6 322	15 076	68 653	307	79	58	55	80	31	4	—	—	—	—	—
7222	Limited-service eating places	4 443	9 306	42 570	344	144	52	72	66	9	1	—	—	—	—	—
72221	Limited-service eating places	4 443	9 306	42 570	344	144	52	72	66	9	1	—	—	—	—	—
722211	Limited-service restaurants	3 475	7 137	32 374	278	116	46	54	53	9	—	—	—	—	—	—
722213	Snack & nonalcoholic beverage bars	940	2 087	9 746	59	22	6	17	13	—	1	—	—	—	—	—
7223	Special food services	1 248	2 934	13 598	64	30	7	10	10	4	3	—	—	—	—	—
72231	Food service contractors	823	2 013	8 656	45	20	4	8	8	3	2	—	—	—	—	—
722310	Food service contractors	823	2 013	8 656	45	20	4	8	8	3	2	—	—	—	—	—
72232	Caterers	(E)	(D)	(D)	17	8	3	2	2	1	1	—	—	—	—	—
7224	Drinking places (alcoholic beverages)	729	1 651	7 034	146	81	47	17	1	—	—	—	—	—	—	—
72241	Drinking places (alcoholic beverages)	729	1 651	7 034	146	81	47	17	1	—	—	—	—	—	—	—
722410	Drinking places (alcoholic beverages)	729	1 651	7 034	146	81	47	17	1	—	—	—	—	—	—	—
<b>81</b>	<b>Other services (except public administration)</b>	<b>7 888</b>	<b>34 867</b>	<b>150 558</b>	<b>1 146</b>	<b>688</b>	<b>270</b>	<b>116</b>	<b>56</b>	<b>11</b>	<b>4</b>	<b>1</b>	—	—	—	—
811	Repair & maintenance	2 189	14 358	62 547	400	257	92	35	12	4	—	—	—	—	—	—
8111	Automotive repair & maintenance	1 552	9 247	40 374	295	188	73	26	5	3	—	—	—	—	—	—
81111	Automotive mechanical & electrical R&M	828	5 082	22 264	166	116	34	11	3	2	—	—	—	—	—	—
811111	General automotive repair	686	4 110	17 917	139	99	27	9	2	2	—	—	—	—	—	—
811112	Automotive body, paint, interior & glass repair	534	3 521	15 139	94	52	27	13	2	—	—	—	—	—	—	—
811121	Automotive body, paint & interior R&M	456	2 885	12 703	77	42	22	11	2	—	—	—	—	—	—	—
811119	Other automotive R&M	190	644	2 971	35	20	12	2	—	1	—	—	—	—	—	—
811192	Car washes	130	460	2 148	24	16	5	2	—	1	—	—	—	—	—	—
8112	Electronic & precision equipment R&M	143	1 077	3 854	23	15	2	4	2	—	—	—	—	—	—	—
81121	Electronic & precision equipment R&M	143	1 077	3 854	23	15	2	4	2	—	—	—	—	—	—	—
8113	Commercial equipment (exc auto & elec) R&M	339	3 116	14 040	47	27	12	4	3	1	—	—	—	—	—	—
81131	Commercial equipment (exc auto & elec) R&M	339	3 116	14 040	47	27	12	4	3	1	—	—	—	—	—	—
811310	Commercial equipment (exc auto & elec) R&M	339	3 116	14 040	47	27	12	4	3	1	—	—	—	—	—	—
8114	Personal & household goods R&M	155	918	4 279	35	27	5	1	2	—	—	—	—	—	—	—
812	Personal & laundry services	2 133	7 883	34 661	334	216	66	30	18	3	1	—	—	—	—	—
8121	Personal care services	799	2 333	10 244	167	113	36	10	8	—	—	—	—	—	—	—
81211	Hair, nail & skin care services	716	2 233	9 901	157	108	35	7	7	—	—	—	—	—	—	—
812112	Beauty salons	676	2 104	9 287	143	96	34	6	7	—	—	—	—	—	—	—
8122	Death care services	267	1 686	7 392	48	28	12	7	1	—	—	—	—	—	—	—
81221	Funeral homes	192	1 318	5 658	33	19	8	5	1	—	—	—	—	—	—	—
812210	Funeral homes	192	1 318	5 658	33	19	8	5	1	—	—	—	—	—	—	—
8123	Drycleaning & laundry services	780	2 992	13 132	73	41	11	11	7	3	—	—	—	—	—	—
81231	Coin-operated laundries & drycleaners (C)	(D)	(D)	(D)	31	19	8	3	—	1	—	—	—	—	—	—
81232	Drycleaning & laundry services (exc coin-op)	366	1 226	6 013	37	22	3	6	5	1	—	—	—	—	—	—
812320	Drycleaning & laundry services (exc coin-op)	366	1 226	6 013	37	22	3	6	5	1	—	—	—	—	—	—
81233	Linen & uniform supply	(C)	(D)	(D)	5	—	—	2	2	1	—	—	—	—	—	—
8129	Other personal services	287	872	3 893	46	34	7	2	2	—	1	—	—	—	—	—
81293	Parking lots & garages	195	583	2 577	13	8	1	1	2	—	1	—	—	—	—	—
812930	Parking lots & garages	195	583	2 577	13	8	1	1	2	—	1	—	—	—	—	—
813	Religious, grantmaking, civic, prof & like organizations	3 566	12 626	53 350	412	215	112	51	26	4	3	1	—	—	—	—
8131	Religious organizations	1 933	6 872	28 352	189	89	60	18	17	3	1	1	—	—	—	—
81311	Religious organizations	1 933	6 872	28 352	189	89	60	18	17	3	1	1	—	—	—	—
813110	Religious organizations	1 933	6 872	28 352	189	89	60	18	17	3	1	1	—	—	—	—
8132	Grantmaking & giving services	120	682	2 927	16	7	3	5	1	—	—	—	—	—	—	—
81321	Grantmaking & giving services	120	682	2 927	16	7	3	5	1	—	—	—	—	—	—	—
8133	Social advocacy organizations	146	865	3 832	17	8	4	3	2	—	—	—	—	—	—	—
81331	Social advocacy organizations	146	865	3 832	17	8	4	3	2	—	—	—	—	—	—	—
813319	Other social advocacy organizations	100	607	2 783	12	6	2	3	1	—	—	—	—	—	—	—
8134	Civic & social organizations	983	2 292	10 132	93	40	28	18	4	1	2	—	—	—	—	—
81341	Civic & social organizations	983	2 292	10 132	93	40	28	18	4	1	2	—	—	—	—	—
813410	Civic & social organizations	983	2 292	10 132	93	40	28	18	4	1	2	—	—	—	—	—
8139	Business, labor, political, like organizations	384	1 915	8 107	97	71	17	7	2	—	—	—	—	—	—	—
81393	Labor unions & similar labor organizations	246	1 009	4 192	51	33	12	4	2	—	—	—	—	—	—	—
813930	Labor unions & similar labor organizations	246	1 009	4 192	51	33	12	4	2	—	—	—	—	—	—	—
<b>95</b>	<b>Auxiliaries (exc corporate, subsidiary &amp; regional mgt)</b>	<b>948</b>	<b>6 328</b>	<b>21 915</b>	<b>24</b>	<b>7</b>	<b>6</b>	<b>5</b>	<b>1</b>	<b>2</b>	<b>3</b>	—	—	—	—	—
<b>99</b>	<b>Unclassified establishments</b>	<b>1 031</b>	<b>1 565</b>	<b>13 930</b>	<b>977</b>	<b>947</b>	<b>29</b>	<b>1</b>	—	—	—	—	—	—	—	—

Note: Employment-size classes are indicated as follows: A—0 to 19; B—20 to 99; C—100 to 249; E—250 to 499; F—500 to 999; G—1,000 to 2,499; H—2,500 to 4,999; I—5,000 to 9,999; J—10,000 to 24,999; K—25,000 to 49,999; L—50,000 to 99,999; M—100,000 or more.

**Table 6. Counties—Employees, Payroll, and Establishments by Industry: 1999—Con.**

[Excludes most government employees, railroad employees, and self-employed persons. Size class 1 to 4 includes establishments with payroll, but no employees, during mid-March pay period. (D) denotes figures withheld to avoid disclosing data for individual companies; the data are included in broader industry totals. Detailed industries with 100 or more employees are shown if industry was not a (D). For explanation of terms, abbreviations, and data reliability/comparability, see introductory text]

NAICS code	Industry	Number of employees for week including March 12	Payroll (\$1,000)		Total number of establishments	Number of establishments by employment-size class								
			First quarter	Annual		1 to 4	5 to 9	10 to 19	20 to 49	50 to 99	100 to 249	250 to 499	500 to 999	1,000 or more
<b>HAMPSHIRE</b>														
	<b>Total</b> .....	<b>45 390</b>	<b>250 186</b>	<b>1 092 231</b>	<b>3 505</b>	<b>1 966</b>	<b>740</b>	<b>411</b>	<b>255</b>	<b>79</b>	<b>38</b>	<b>8</b>	<b>5</b>	<b>3</b>
11	Forestry, fishing, hunting, and agriculture support .....	(B)	(D)	(D)	13	10	2	—	1	—	—	—	—	—
21	Mining .....	(B)	(D)	(D)	3	1	1	1	—	—	—	—	—	—
22	Utilities .....	180	2 303	9 312	7	2	1	2	—	2	—	—	—	—
221	Utilities .....	180	2 303	9 312	7	2	1	2	—	2	—	—	—	—
2211	Elec pwr generation, transmsn & distribution ...	(C)	(D)	(D)	5	1	1	1	—	2	—	—	—	—
22112	Electric pwr transmsn, control & distribution ..	(C)	(D)	(D)	3	1	—	—	—	2	—	—	—	—
23	Construction .....	1 775	13 144	60 809	331	236	53	23	15	3	1	—	—	—
233	Building, developing & general contracting .....	662	5 408	25 318	98	68	14	9	5	1	1	—	—	—
2332	Residential building construction .....	(C)	(D)	(D)	68	52	10	5	1	—	—	—	—	—
23321	Single-family housing construction .....	180	1 118	5 178	62	48	10	4	—	—	—	—	—	—
233210	Single-family housing construction .....	180	1 118	5 178	62	48	10	4	—	—	—	—	—	—
2333	Nonresidential building construction .....	442	3 883	18 463	28	14	4	4	4	1	1	—	—	—
23332	Commercial & institutional bldg construction ..	353	3 051	15 403	21	12	1	4	2	1	1	—	—	—
233320	Commercial & institutional bldg construction ..	353	3 051	15 403	21	12	1	4	2	1	1	—	—	—
235	Special trade contractors .....	1 017	7 205	32 384	219	160	37	12	8	2	—	—	—	—
2351	Plumbing, heating & AC contractor .....	259	1 861	8 328	44	32	7	1	3	1	—	—	—	—
23511	Plumbing, heating & AC contractor .....	259	1 861	8 328	44	32	7	1	3	1	—	—	—	—
235110	Plumbing, heating & AC contractor .....	259	1 861	8 328	44	32	7	1	3	1	—	—	—	—
2353	Electrical contractors .....	195	1 327	5 853	44	30	9	4	1	—	—	—	—	—
23531	Electrical contractors .....	195	1 327	5 853	44	30	9	4	1	—	—	—	—	—
235310	Electrical contractors .....	195	1 327	5 853	44	30	9	4	1	—	—	—	—	—
2355	Carpentry & floor contractors .....	143	1 467	5 733	34	29	3	1	—	1	—	—	—	—
23551	Carpentry contractors .....	113	996	4 493	25	22	1	1	—	1	—	—	—	—
235510	Carpentry contractors .....	113	996	4 493	25	22	1	1	—	1	—	—	—	—
2359	Other special trade contractors .....	167	1 404	5 647	33	25	4	1	3	—	—	—	—	—
23593	Excavation contractors .....	103	1 022	3 784	16	11	2	1	2	—	—	—	—	—
235930	Excavation contractors .....	103	1 022	3 784	16	11	2	1	2	—	—	—	—	—
31-33	Manufacturing .....	5 219	46 328	188 102	183	67	36	23	32	17	5	1	2	—
313	Textile mills .....	227	1 656	6 411	5	—	1	1	2	—	1	—	—	—
3132	Fabric mills .....	(C)	(D)	(D)	4	—	1	1	1	—	1	—	—	—
31323	Nonwoven fabric mills .....	(C)	(D)	(D)	2	—	—	—	1	—	1	—	—	—
321	Wood product mfg .....	189	973	4 657	12	4	2	—	6	—	—	—	—	—
3211	Sawmills & wood preservation .....	(C)	(D)	(D)	10	2	2	—	6	—	—	—	—	—
32111	Sawmills & wood preservation .....	(C)	(D)	(D)	10	2	2	—	6	—	—	—	—	—
322	Paper mfg .....	573	5 664	23 577	9	2	—	3	1	1	1	1	—	—
3222	Converted paper product mfg .....	(F)	(D)	(D)	8	1	—	3	1	1	1	1	—	—
32221	Paperboard container mfg .....	(C)	(D)	(D)	2	—	—	1	—	—	1	—	—	—
32222	Paper bag & coated & treated paper mfg .....	(E)	(D)	(D)	2	—	—	1	—	—	—	1	—	—
323	Printing & related support activities .....	269	1 614	7 033	23	10	3	6	3	1	—	—	—	—
3231	Printing & related support activities .....	269	1 614	7 033	23	10	3	6	3	1	—	—	—	—
32311	Printing .....	(E)	(D)	(D)	22	9	3	6	3	1	—	—	—	—
323110	Commercial lithographic printing .....	154	803	3 253	13	4	1	6	2	—	—	—	—	—
325	Chemical mfg .....	(F)	(D)	(D)	6	1	2	—	1	1	—	—	1	—
3259	Other chemical product & preparation mfg .....	(F)	(D)	(D)	2	—	—	—	1	—	—	—	1	—
32599	All other chemical product & preparation mfg ..	(F)	(D)	(D)	2	—	—	—	1	—	—	—	1	—
326	Plastics & rubber products mfg .....	1 162	8 848	37 874	8	—	2	2	—	2	1	—	1	—
3261	Plastics product mfg .....	(G)	(D)	(D)	7	—	1	2	—	2	1	—	1	—
32612	Plastics pipe, pipe fitting, & unsupported profile shape mfg .....	(F)	(D)	(D)	1	—	—	—	—	—	—	—	1	—
32619	Other plastics product mfg .....	(C)	(D)	(D)	4	—	1	1	—	1	1	—	—	—
331	Primary metal mfg .....	209	1 727	7 216	5	1	1	—	—	3	—	—	—	—
3314	Nonferrous (exc alum) production & processing ..	(C)	(D)	(D)	2	—	—	—	—	2	—	—	—	—
332	Fabricated metal product mfg .....	368	2 922	11 703	29	9	9	6	4	1	—	—	—	—
3323	Architectural & structural metals mfg .....	(C)	(D)	(D)	5	—	—	2	2	1	—	—	—	—
33232	Ornamental & architectural metal prod mfg ...	(C)	(D)	(D)	5	—	—	2	2	1	—	—	—	—
3327	Mach shops, turn prod, screw, nut, bolt mfg ...	138	1 101	4 415	16	7	5	3	1	—	—	—	—	—
333	Machinery mfg .....	536	5 998	24 998	17	4	4	1	5	2	1	—	—	—
3332	Industrial machinery mfg .....	(C)	(D)	(D)	6	1	3	—	1	1	—	—	—	—
33329	Other industrial machinery mfg .....	(C)	(D)	(D)	4	—	2	—	1	1	—	—	—	—
3333	Commercial & service industry machinery mfg ..	276	3 765	14 191	4	1	—	—	2	—	1	—	—	—
33331	Commercial & service industry machinery mfg ..	276	3 765	14 191	4	1	—	—	2	—	1	—	—	—
333314	Optical instrument & lens mfg .....	276	3 765	14 191	4	1	—	—	2	—	1	—	—	—
335	Electrical equip, appliance & component mfg .....	(C)	(D)	(D)	3	1	—	—	—	2	—	—	—	—
3359	Other electrical equipment & component mfg ...	(C)	(D)	(D)	3	1	—	—	—	2	—	—	—	—
33592	Communication & energy wire & cable mfg ...	(C)	(D)	(D)	2	—	—	—	—	2	—	—	—	—
337	Furniture & related product mfg .....	255	2 325	8 470	16	9	2	1	3	—	1	—	—	—
3371	HH & institutional furniture & kitchen cabinet mfg .....	163	1 110	4 758	12	8	2	1	—	—	1	—	—	—
33712	Household & institutional furniture mfg .....	153	1 084	4 570	8	5	1	1	—	—	1	—	—	—
339	Miscellaneous mfg .....	269	1 624	6 418	13	7	1	—	2	3	—	—	—	—
3399	Other miscellaneous mfg .....	(E)	(D)	(D)	10	4	1	—	2	3	—	—	—	—
33999	All other misc mfg .....	189	1 115	4 606	4	1	—	—	3	—	—	—	—	—

Note: Employment-size classes are indicated as follows: A—0 to 19; B—20 to 99; C—100 to 249; E—250 to 499; F—500 to 999; G—1,000 to 2,499; H—2,500 to 4,999; I—5,000 to 9,999; J—10,000 to 24,999; K—25,000 to 49,999; L—50,000 to 99,999; M—100,000 or more.

**Table 6. Counties—Employees, Payroll, and Establishments by Industry: 1999—Con.**

[Excludes most government employees, railroad employees, and self-employed persons. Size class 1 to 4 includes establishments with payroll, but no employees, during mid-March pay period. (D) denotes figures withheld to avoid disclosing data for individual companies; the data are included in broader industry totals. Detailed industries with 100 or more employees are shown if industry was not a (D). For explanation of terms, abbreviations, and data reliability/comparability, see introductory text]

NAICS code	Industry	Number of employees for week including March 12	Payroll (\$1,000)		Total number of establishments	Number of establishments by employment-size class									
			First quarter	Annual		1 to 4	5 to 9	10 to 19	20 to 49	50 to 99	100 to 249	250 to 499	500 to 999	1,000 or more	
<b>HAMPSHIRE—Con.</b>															
<b>42</b>	<b>Wholesale trade</b>	<b>1 916</b>	<b>12 760</b>	<b>59 813</b>	<b>105</b>	<b>55</b>	<b>25</b>	<b>11</b>	<b>9</b>	<b>2</b>			<b>1</b>		
421	Wholesale trade, durable goods	491	4 147	18 739	57	31	13	8	4	—	1	—	—	—	
4213	Lumber & other construction materials whsle	(C)	(D)	(D)	2	—	—	—	1	—	1	—	—	—	
42131	Lumber, plywood, millwork & wood panel whsle	(C)	(D)	(D)	1	—	—	—	—	—	1	—	—	—	
4214	Professional & commercial equip & supp whsle	102	978	4 795	9	5	—	2	2	—	—	—	—	—	
422	Wholesale trade, nondurable goods	1 425	8 613	41 074	48	24	12	3	5	2	1	—	1	—	
4224	Grocery & related product whsle	(G)	(D)	(D)	16	8	3	1	2	—	1	—	1	—	
42247	Meat & meat product whsle	(F)	(D)	(D)	1	—	—	—	—	—	—	—	1	—	
42249	Other grocery & related products whsle	265	1 299	2 606	8	4	2	—	1	—	1	—	—	—	
422490	Other grocery & related products whsle	265	1 299	2 606	8	4	2	—	1	—	1	—	—	—	
4229	Miscellaneous nondurable goods whsle	102	450	3 097	12	7	3	1	—	1	—	—	—	—	
<b>44-45</b>	<b>Retail trade</b>	<b>7 655</b>	<b>28 465</b>	<b>127 119</b>	<b>593</b>	<b>256</b>	<b>168</b>	<b>100</b>	<b>44</b>	<b>13</b>	<b>8</b>	<b>4</b>			
441	Motor vehicle & parts dealers	687	4 111	21 033	61	22	18	11	8	2	—	—	—	—	
4411	Automobile dealers	(E)	(D)	(D)	25	9	5	4	6	1	—	—	—	—	
44111	New car dealers	309	1 988	9 654	14	1	2	4	6	1	—	—	—	—	
441110	New car dealers	309	1 988	9 654	14	1	2	4	6	1	—	—	—	—	
4412	Other motor vehicle dealers	(C)	(D)	(D)	7	2	—	3	1	1	—	—	—	—	
44121	Recreational vehicle dealers	(C)	(D)	(D)	2	—	—	—	1	1	—	—	—	—	
4413	Automotive parts, accessories & tire stores	210	1 216	5 623	29	11	13	4	1	—	—	—	—	—	
44131	Automotive parts, accessories & tire stores	160	913	4 282	23	11	8	3	1	—	—	—	—	—	
441310	Automotive parts, accessories & tire stores	160	913	4 282	23	11	8	3	1	—	—	—	—	—	
442	Furniture & home furnishing stores	148	702	3 195	23	12	7	3	1	—	—	—	—	—	
443	Electronics & appliance stores	187	962	4 105	29	16	8	3	2	—	—	—	—	—	
4431	Electronics & appliance stores	187	962	4 105	29	16	8	3	2	—	—	—	—	—	
444	Bldg material & garden equip & supp dealers	437	2 414	11 143	45	16	15	7	6	1	—	—	—	—	
4441	Building material & supplies dealers	356	2 071	9 435	35	11	13	5	5	1	—	—	—	—	
44419	Other building material dealers	218	1 558	7 334	21	6	7	3	5	—	—	—	—	—	
444190	Other building material dealers	218	1 558	7 334	21	6	7	3	5	—	—	—	—	—	
445	Food & beverage stores	2 881	8 827	37 615	93	42	18	13	7	3	7	3	—	—	
4451	Grocery stores	2 585	8 016	33 808	50	17	9	8	4	2	7	3	—	—	
44511	Grocery (except convenience) stores	2 440	7 608	31 869	33	11	3	4	3	2	7	3	—	—	
445110	Grocery (except convenience) stores	2 440	7 608	31 869	33	11	3	4	3	2	7	3	—	—	
44512	Convenience stores	145	408	1 939	17	6	6	4	1	—	—	—	—	—	
445120	Convenience stores	145	408	1 939	17	6	6	4	1	—	—	—	—	—	
4453	Beer, wine & liquor stores	243	650	2 979	31	18	6	3	3	1	—	—	—	—	
44531	Beer, wine & liquor stores	243	650	2 979	31	18	6	3	3	1	—	—	—	—	
445310	Beer, wine & liquor stores	243	650	2 979	31	18	6	3	3	1	—	—	—	—	
446	Health & personal care stores	421	1 416	6 130	31	9	5	8	9	—	—	—	—	—	
4461	Health & personal care stores	421	1 416	6 130	31	9	5	8	9	—	—	—	—	—	
44611	Pharmacies & drug stores	351	1 142	5 042	20	2	3	7	8	—	—	—	—	—	
446110	Pharmacies & drug stores	351	1 142	5 042	20	2	3	7	8	—	—	—	—	—	
447	Gasoline stations	430	1 384	5 959	56	15	28	10	3	—	—	—	—	—	
4471	Gasoline stations	430	1 384	5 959	56	15	28	10	3	—	—	—	—	—	
44711	Gasoline stations with convenience stores	249	677	2 839	30	5	17	7	1	—	—	—	—	—	
447110	Gasoline stations with convenience stores	249	677	2 839	30	5	17	7	1	—	—	—	—	—	
44719	Other gasoline stations	181	707	3 120	26	10	11	3	2	—	—	—	—	—	
447190	Other gasoline stations	181	707	3 120	26	10	11	3	2	—	—	—	—	—	
448	Clothing & clothing accessories stores	641	2 046	9 199	74	33	25	12	1	3	—	—	—	—	
4481	Clothing stores	515	1 540	6 509	50	19	17	11	—	3	—	—	—	—	
44812	Women's clothing stores	242	881	3 558	27	12	7	7	—	1	—	—	—	—	
448120	Women's clothing stores	242	881	3 558	27	12	7	7	—	1	—	—	—	—	
44814	Family clothing stores	197	449	1 971	10	4	2	2	—	2	—	—	—	—	
448140	Family clothing stores	197	449	1 971	10	4	2	2	—	2	—	—	—	—	
451	Sporting goods, hobby, book & music stores	476	1 492	6 427	64	28	19	16	—	1	—	—	—	—	
4511	Sporting goods, hobby, musical instrument stores	231	739	3 252	39	20	11	8	—	—	—	—	—	—	
45111	Sporting goods stores	105	338	1 388	18	10	4	4	—	—	—	—	—	—	
451110	Sporting goods stores	105	338	1 388	18	10	4	4	—	—	—	—	—	—	
4512	Book, periodical & music stores	245	753	3 175	25	8	8	8	—	1	—	—	—	—	
45121	Book stores & news dealers	151	503	2 116	17	4	6	7	—	—	—	—	—	—	
452	General merchandise stores	684	2 009	9 106	12	3	2	1	1	3	1	1	—	—	
4521	Department stores	615	1 761	8 011	5	—	—	—	—	3	1	1	—	—	
45211	Department stores	615	1 761	8 011	5	—	—	—	—	3	1	1	—	—	
452110	Department stores	615	1 761	8 011	5	—	—	—	—	3	1	1	—	—	
453	Miscellaneous store retailers	402	1 185	5 187	71	42	18	8	3	—	—	—	—	—	
4532	Office supplies, stationery & gift stores	182	515	2 234	21	9	6	4	2	—	—	—	—	—	
45322	Gift, novelty & souvenir stores	106	245	1 068	17	8	5	3	1	—	—	—	—	—	
453220	Gift, novelty & souvenir stores	106	245	1 068	17	8	5	3	1	—	—	—	—	—	
454	Nonstore retailers	261	1 917	8 020	34	18	5	8	3	—	—	—	—	—	
4543	Direct selling establishments	177	1 455	6 043	24	11	5	7	1	—	—	—	—	—	
45431	Fuel dealers	151	1 322	5 228	17	6	4	6	1	—	—	—	—	—	
454311	Heating oil dealers	107	939	3 727	13	5	3	4	1	—	—	—	—	—	

Note: Employment-size classes are indicated as follows: A—0 to 19; B—20 to 99; C—100 to 249; E—250 to 499; F—500 to 999; G—1,000 to 2,499; H—2,500 to 4,999; I—5,000 to 9,999; J—10,000 to 24,999; K—25,000 to 49,999; L—50,000 to 99,999; M—100,000 or more.



**Table 6. Counties—Employees, Payroll, and Establishments by Industry: 1999—Con.**

[Excludes most government employees, railroad employees, and self-employed persons. Size class 1 to 4 includes establishments with payroll, but no employees, during mid-March pay period. (D) denotes figures withheld to avoid disclosing data for individual companies; the data are included in broader industry totals. Detailed industries with 100 or more employees are shown if industry was not a (D). For explanation of terms, abbreviations, and data reliability/comparability, see introductory text]

NAICS code	Industry	Number of employees for week including March 12	Payroll (\$1,000)		Total number of establishments	Number of establishments by employment-size class								
			First quarter	Annual		1 to 4	5 to 9	10 to 19	20 to 49	50 to 99	100 to 249	250 to 499	500 to 999	1,000 or more
<b>HAMPSHIRE—Con.</b>														
<b>48-49</b>	<b>Transportation &amp; warehousing</b>	<b>827</b>	<b>3 464</b>	<b>13 850</b>	<b>53</b>	<b>26</b>	<b>8</b>	<b>8</b>	<b>6</b>	<b>2</b>	<b>3</b>			
484	Truck transportation	268	1 373	5 989	28	16	4	5	2	—	1	—	—	—
4842	Specialized freight trucking	240	1 218	5 357	18	8	2	5	2	—	1	—	—	—
48421	Used household & office goods moving	145	575	2 448	5	—	1	3	—	—	1	—	—	—
484210	Used household & office goods moving	145	575	2 448	5	—	1	3	—	—	1	—	—	—
485	Transit & ground passenger transportation	345	1 019	4 881	14	6	2	1	2	2	1	—	—	—
4859	Oth transit & ground passenger transportation	(C)	(D)	(D)	3	1	—	—	—	1	1	—	—	—
48599	Oth transit & ground passenger transportation	(C)	(D)	(D)	3	1	—	—	—	1	1	—	—	—
488	Transportation support activities	143	585	882	6	2	1	2	—	—	1	—	—	—
4885	Freight transportation arrangement	(C)	(D)	(D)	1	—	—	—	—	—	1	—	—	—
48851	Freight transportation arrangement	(C)	(D)	(D)	1	—	—	—	—	—	1	—	—	—
<b>51</b>	<b>Information</b>	<b>939</b>	<b>7 568</b>	<b>32 297</b>	<b>71</b>	<b>36</b>	<b>13</b>	<b>9</b>	<b>8</b>	<b>3</b>	<b>2</b>			
511	Publishing industries	421	3 916	16 406	26	14	5	2	2	2	1	—	—	—
5111	Newspaper, periodical, book, database publishers	(E)	(D)	(D)	18	10	4	1	1	1	1	—	—	—
51111	Newspaper publishers	(C)	(D)	(D)	4	—	2	—	—	1	1	—	—	—
5112	Software publishers	(C)	(D)	(D)	8	4	1	1	1	1	—	—	—	—
51121	Software publishers	(C)	(D)	(D)	8	4	1	1	1	1	—	—	—	—
512	Motion picture & sound recording industries	149	254	941	12	5	2	3	1	1	—	—	—	—
5121	Motion picture & video industries	(C)	(D)	(D)	11	4	2	3	1	1	—	—	—	—
51213	Motion picture & video exhibition	142	193	682	7	—	2	3	1	1	—	—	—	—
512131	Motion picture theaters (except drive-ins)	142	193	682	7	—	2	3	1	1	—	—	—	—
513	Broadcasting & telecommunications	243	2 542	11 276	16	10	1	1	3	—	1	—	—	—
5133	Telecommunications	(C)	(D)	(D)	11	7	1	1	1	—	1	—	—	—
51331	Wired telecommunications carriers	(C)	(D)	(D)	7	3	1	1	1	—	1	—	—	—
514	Information & data processing services	126	856	3 674	17	7	5	3	2	—	—	—	—	—
5141	Information services	114	740	3 219	13	4	4	3	2	—	—	—	—	—
<b>52</b>	<b>Finance &amp; insurance</b>	<b>1 047</b>	<b>7 592</b>	<b>34 326</b>	<b>137</b>	<b>65</b>	<b>47</b>	<b>20</b>	<b>1</b>	<b>4</b>				
522	Credit intermediation & related activities	717	4 864	21 338	62	12	34	12	—	4	—	—	—	—
5221	Depository credit intermediation	695	4 620	20 482	57	8	34	11	—	4	—	—	—	—
52212	Savings institutions	532	3 625	16 264	38	5	20	10	—	3	—	—	—	—
522120	Savings institutions	532	3 625	16 264	38	5	20	10	—	3	—	—	—	—
524	Insurance carriers & related activities	277	2 269	10 800	56	36	11	8	1	—	—	—	—	—
5242	Agencies & other insurance related activities	(E)	(D)	(D)	52	34	10	7	1	—	—	—	—	—
52421	Insurance agencies & brokerages	(C)	(D)	(D)	48	32	9	6	1	—	—	—	—	—
<b>53</b>	<b>Real estate &amp; rental &amp; leasing</b>	<b>434</b>	<b>1 828</b>	<b>8 215</b>	<b>117</b>	<b>81</b>	<b>28</b>	<b>7</b>	<b>1</b>					
531	Real estate	(E)	(D)	(D)	87	65	18	3	1	—	—	—	—	—
5311	Lessors of real estate	152	700	3 130	47	33	12	2	—	—	—	—	—	—
532	Rental & leasing services	(C)	(D)	(D)	29	15	10	4	—	—	—	—	—	—
5322	Consumer goods rental	(C)	(D)	(D)	23	11	8	4	—	—	—	—	—	—
53223	Video tape & disc rental	127	298	1 193	21	10	7	4	—	—	—	—	—	—
532230	Video tape & disc rental	127	298	1 193	21	10	7	4	—	—	—	—	—	—
<b>54</b>	<b>Professional, scientific &amp; technical services</b>	<b>1 438</b>	<b>11 063</b>	<b>54 916</b>	<b>307</b>	<b>229</b>	<b>48</b>	<b>20</b>	<b>8</b>	<b>1</b>	<b>1</b>			
541	Professional, scientific & technical services	1 438	11 063	54 916	307	229	48	20	8	1	1	—	—	—
5411	Legal services	279	1 813	8 367	95	74	19	2	—	—	—	—	—	—
54111	Offices of lawyers	(E)	(D)	(D)	93	72	19	2	—	—	—	—	—	—
5413	Architectural, engineering & related services	191	1 422	6 570	41	28	7	5	1	—	—	—	—	—
5415	Computer systems design & related services	240	3 117	12 587	38	29	2	3	4	—	—	—	—	—
54151	Computer systems design & related services	240	3 117	12 587	38	29	2	3	4	—	—	—	—	—
541511	Custom computer programming services	174	2 295	8 879	17	11	1	1	4	—	—	—	—	—
5416	Management, sci & tech consulting services	185	1 257	6 186	38	30	3	3	1	1	—	—	—	—
54161	Management consulting services	(C)	(D)	(D)	29	22	3	2	1	1	—	—	—	—
5419	Oth professional, scientific, technical services	336	2 218	15 284	29	15	7	5	1	—	1	—	—	—
54191	Marketing research & public opinion polling	(C)	(D)	(D)	1	—	—	—	—	—	1	—	—	—
54194	Veterinary services	(C)	(D)	(D)	20	7	7	5	1	—	—	—	—	—
<b>55</b>	<b>Management of companies &amp; enterprises</b>	<b>213</b>	<b>3 076</b>	<b>9 841</b>	<b>13</b>	<b>5</b>	<b>5</b>	<b>1</b>		<b>2</b>				
551	Management of companies & enterprises	213	3 076	9 841	13	5	5	1	—	2	—	—	—	—
5511	Management of companies & enterprises	213	3 076	9 841	13	5	5	1	—	2	—	—	—	—
55111	Management of companies & enterprises	213	3 076	9 841	13	5	5	1	—	2	—	—	—	—
<b>56</b>	<b>Admin, support, waste mgt, remediation services</b>	<b>1 333</b>	<b>5 752</b>	<b>26 570</b>	<b>163</b>	<b>104</b>	<b>27</b>	<b>18</b>	<b>9</b>	<b>3</b>	<b>2</b>			
561	Administrative & support services	1 263	5 078	23 910	156	102	25	16	8	3	2	—	—	—
5613	Employment services	628	2 558	11 712	10	1	—	1	3	3	2	—	—	—
56132	Temporary help services	(F)	(D)	(D)	8	—	—	—	3	3	2	—	—	—
5617	Services to buildings & dwellings	346	1 098	6 199	92	67	16	6	3	—	—	—	—	—
56172	Janitorial services	122	268	1 287	23	15	4	3	1	—	—	—	—	—
561720	Janitorial services	122	268	1 287	23	15	4	3	1	—	—	—	—	—
56173	Landscaping services	207	790	4 743	62	46	11	3	2	—	—	—	—	—
561730	Landscaping services	207	790	4 743	62	46	11	3	2	—	—	—	—	—

Note: Employment-size classes are indicated as follows: A—0 to 19; B—20 to 99; C—100 to 249; E—250 to 499; F—500 to 999; G—1,000 to 2,499; H—2,500 to 4,999; I—5,000 to 9,999; J—10,000 to 24,999; K—25,000 to 49,999; L—50,000 to 99,999; M—100,000 or more.

**Table 6. Counties—Employees, Payroll, and Establishments by Industry: 1999—Con.**

[Excludes most government employees, railroad employees, and self-employed persons. Size class 1 to 4 includes establishments with payroll, but no employees, during mid-March pay period. (D) denotes figures withheld to avoid disclosing data for individual companies; the data are included in broader industry totals. Detailed industries with 100 or more employees are shown if industry was not a (D). For explanation of terms, abbreviations, and data reliability/comparability, see introductory text]

NAICS code	Industry	Number of employees for week including March 12	Payroll (\$1,000)		Total number of establishments	Number of establishments by employment-size class									
			First quarter	Annual		1 to 4	5 to 9	10 to 19	20 to 49	50 to 99	100 to 249	250 to 499	500 to 999	1,000 or more	
<b>HAMPSHIRE—Con.</b>															
<b>61</b>	<b>Educational services . . . . .</b>	<b>8 059</b>	<b>39 252</b>	<b>168 500</b>	<b>83</b>	<b>44</b>	<b>14</b>	<b>6</b>	<b>11</b>	<b>2</b>	<b>1</b>	<b>2</b>	—	<b>3</b>	
611	Educational services . . . . .	8 059	39 252	168 500	83	44	14	6	11	2	1	2	—	3	
6111	Elementary & secondary schools . . . . .	773	3 548	16 081	18	4	1	1	9	1	1	1	—	—	
61111	Elementary & secondary schools . . . . .	773	3 548	16 081	18	4	1	1	9	1	1	1	—	—	
611110	Elementary & secondary schools . . . . .	773	3 548	16 081	18	4	1	1	9	1	1	1	—	—	
6113	Colleges, universities & professional schools . . . . .	7 030	34 500	146 183	7	—	1	—	1	1	—	1	—	3	
61131	Colleges, universities & professional schools . . . . .	7 030	34 500	146 183	7	—	1	—	1	1	—	1	—	3	
611310	Colleges, universities & professional schools . . . . .	7 030	34 500	146 183	7	—	1	—	1	1	—	1	—	3	
6116	Other schools & instruction . . . . .	188	717	3 929	38	24	9	4	1	—	—	—	—	—	
<b>62</b>	<b>Health care and social assistance . . . . .</b>	<b>7 007</b>	<b>44 285</b>	<b>191 392</b>	<b>361</b>	<b>160</b>	<b>93</b>	<b>55</b>	<b>31</b>	<b>9</b>	<b>10</b>	<b>1</b>	<b>2</b>	—	
621	Ambulatory health care services . . . . .	2 045	13 735	64 999	223	116	58	27	15	6	1	—	—	—	
6211	Offices of physicians . . . . .	596	6 496	31 409	88	51	19	11	6	1	—	—	—	—	
62111	Offices of physicians . . . . .	596	6 496	31 409	88	51	19	11	6	1	—	—	—	—	
6212	Offices of dentists . . . . .	380	2 185	10 445	48	11	25	11	1	—	—	—	—	—	
62121	Offices of dentists . . . . .	380	2 185	10 445	48	11	25	11	1	—	—	—	—	—	
621210	Offices of dentists . . . . .	380	2 185	10 445	48	11	25	11	1	—	—	—	—	—	
6213	Offices of other health practitioners . . . . .	(C)	(D)	(D)	57	45	9	2	1	—	—	—	—	—	
6214	Outpatient care centers . . . . .	353	2 147	8 943	13	2	4	1	4	2	—	—	—	—	
62149	Other outpatient care centers . . . . .	264	1 603	6 731	8	1	2	1	2	2	—	—	—	—	
6216	Home health care services . . . . .	435	1 466	6 412	12	4	—	2	3	2	1	—	—	—	
62161	Home health care services . . . . .	435	1 466	6 412	12	4	—	2	3	2	1	—	—	—	
621610	Home health care services . . . . .	435	1 466	6 412	12	4	—	2	3	2	1	—	—	—	
622	Hospitals . . . . .	1 918	17 675	71 775	4	1	—	—	—	—	—	1	2	—	
6221	General medical & surgical hospitals . . . . .	(G)	(D)	(D)	3	1	—	—	—	—	—	1	1	—	
62211	General medical & surgical hospitals . . . . .	(G)	(D)	(D)	3	1	—	—	—	—	—	1	1	—	
6222	Psychiatric & substance abuse hospitals . . . . .	(F)	(D)	(D)	1	—	—	—	—	—	—	—	1	—	
62221	Psychiatric & substance abuse hospitals . . . . .	(F)	(D)	(D)	1	—	—	—	—	—	—	—	1	—	
623	Nursing & residential care facilities . . . . .	1 827	9 008	38 378	49	10	13	11	6	2	7	—	—	—	
6231	Nursing care facilities . . . . .	1 102	5 520	23 515	8	1	—	—	1	—	6	—	—	—	
62311	Nursing care facilities . . . . .	1 102	5 520	23 515	8	1	—	—	1	—	6	—	—	—	
623110	Nursing care facilities . . . . .	1 102	5 520	23 515	8	1	—	—	1	—	6	—	—	—	
6232	Residential mental retardation, health facil . . . . .	(C)	(D)	(D)	22	4	10	6	2	—	—	—	—	—	
62321	Residential mental retardation facilities . . . . .	(C)	(D)	(D)	8	—	3	3	2	—	—	—	—	—	
6233	Community care facilities for the elderly . . . . .	432	2 032	8 827	14	3	3	3	2	2	1	—	—	—	
62331	Community care facilities for the elderly . . . . .	432	2 032	8 827	14	3	3	3	2	2	1	—	—	—	
623312	Homes for the elderly . . . . .	432	2 032	8 827	14	3	3	3	2	2	1	—	—	—	
624	Social assistance . . . . .	1 217	3 867	16 240	85	33	22	17	10	1	2	—	—	—	
6241	Individual & family services . . . . .	401	1 550	6 668	25	7	6	5	6	1	—	—	—	—	
62412	Services for elderly & disabled persons . . . . .	185	627	2 964	8	4	—	1	2	1	—	—	—	—	
624120	Services for elderly & disabled persons . . . . .	185	627	2 964	8	4	—	1	2	1	—	—	—	—	
62419	Other individual & family services . . . . .	136	531	2 138	12	3	4	3	2	—	—	—	—	—	
624190	Other individual & family services . . . . .	136	531	2 138	12	3	4	3	2	—	—	—	—	—	
6243	Vocational rehabilitation services . . . . .	(C)	(D)	(D)	3	1	1	—	—	—	1	—	—	—	
62431	Vocational rehabilitation services . . . . .	(C)	(D)	(D)	3	1	1	—	—	—	1	—	—	—	
6244	Child day care services . . . . .	512	1 188	4 971	48	24	10	9	4	—	1	—	—	—	
62441	Child day care services . . . . .	512	1 188	4 971	48	24	10	9	4	—	1	—	—	—	
624410	Child day care services . . . . .	512	1 188	4 971	48	24	10	9	4	—	1	—	—	—	
<b>71</b>	<b>Arts, entertainment &amp; recreation . . . . .</b>	<b>372</b>	<b>978</b>	<b>5 457</b>	<b>67</b>	<b>50</b>	<b>8</b>	<b>5</b>	<b>3</b>	<b>1</b>	—	—	—	—	
713	Amusement, gambling & recreation industries . . . . .	283	641	3 634	44	32	6	2	3	1	—	—	—	—	
7139	Other amusement & recreation industries . . . . .	(E)	(D)	(D)	42	31	6	1	3	1	—	—	—	—	
71394	Fitness & recreational sports centers . . . . .	203	411	1 811	18	10	4	1	2	1	—	—	—	—	
713940	Fitness & recreational sports centers . . . . .	203	411	1 811	18	10	4	1	2	1	—	—	—	—	
<b>72</b>	<b>Accommodation &amp; food services . . . . .</b>	<b>4 426</b>	<b>10 738</b>	<b>48 308</b>	<b>327</b>	<b>125</b>	<b>58</b>	<b>67</b>	<b>61</b>	<b>15</b>	<b>1</b>	—	—	—	
721	Accommodation . . . . .	359	1 255	6 093	27	16	5	2	1	2	1	—	—	—	
7211	Traveler accommodation . . . . .	341	1 203	5 790	20	11	3	2	1	2	1	—	—	—	
72111	Hotels (exc casino hotels) & motels . . . . .	337	1 200	5 766	16	7	3	2	1	2	1	—	—	—	
721110	Hotels (exc casino hotels) & motels . . . . .	337	1 200	5 766	16	7	3	2	1	2	1	—	—	—	
722	Food services & drinking places . . . . .	4 067	9 483	42 215	300	109	53	65	60	13	—	—	—	—	
7221	Full-service restaurants . . . . .	2 330	5 750	25 959	137	48	18	26	33	12	—	—	—	—	
72211	Full-service restaurants . . . . .	2 330	5 750	25 959	137	48	18	26	33	12	—	—	—	—	
722110	Full-service restaurants . . . . .	2 330	5 750	25 959	137	48	18	26	33	12	—	—	—	—	
7222	Limited-service eating places . . . . .	1 365	2 742	12 530	108	33	20	30	24	1	—	—	—	—	
72221	Limited-service eating places . . . . .	1 365	2 742	12 530	108	33	20	30	24	1	—	—	—	—	
722211	Limited-service restaurants . . . . .	1 014	2 103	9 301	79	23	20	19	16	1	—	—	—	—	
7224	Drinking places (alcoholic beverages) . . . . .	287	602	2 606	38	14	14	8	2	—	—	—	—	—	
72241	Drinking places (alcoholic beverages) . . . . .	287	602	2 606	38	14	14	8	2	—	—	—	—	—	
722410	Drinking places (alcoholic beverages) . . . . .	287	602	2 606	38	14	14	8	2	—	—	—	—	—	

Note: Employment-size classes are indicated as follows: A—0 to 19; B—20 to 99; C—100 to 249; E—250 to 499; F—500 to 999; G—1,000 to 2,499; H—2,500 to 4,999; I—5,000 to 9,999; J—10,000 to 24,999; K—25,000 to 49,999; L—50,000 to 99,999; M—100,000 or more.

**Table 6. Counties—Employees, Payroll, and Establishments by Industry: 1999—Con.**

[Excludes most government employees, railroad employees, and self-employed persons. Size class 1 to 4 includes establishments with payroll, but no employees, during mid-March pay period. (D) denotes figures withheld to avoid disclosing data for individual companies; the data are included in broader industry totals. Detailed industries with 100 or more employees are shown if industry was not a (D). For explanation of terms, abbreviations, and data reliability/comparability, see introductory text]

NAICS code	Industry	Number of employees for week including March 12	Payroll (\$1,000)		Total number of establishments	Number of establishments by employment-size class									
			First quarter	Annual		1 to 4	5 to 9	10 to 19	20 to 49	50 to 99	100 to 249	250 to 499	500 to 999	1,000 or more	
<b>HAMPSHIRE—Con.</b>															
<b>81</b>	<b>Other services (except public administration)</b>	<b>1 864</b>	<b>7 046</b>	<b>32 270</b>	<b>356</b>	<b>221</b>	<b>88</b>	<b>34</b>	<b>12</b>	—	<b>1</b>	—	—	—	
811	Repair & maintenance	438	2 516	12 192	94	69	14	6	5	—	—	—	—	—	
8111	Automotive repair & maintenance	343	1 964	8 620	69	48	12	6	3	—	—	—	—	—	
81111	Automotive mechanical & electrical R&M	153	907	3 979	41	34	4	2	1	—	—	—	—	—	
81112	Automotive body, paint, interior & glass repair	144	920	4 041	20	9	7	2	2	—	—	—	—	—	
812	Personal & laundry services	432	1 431	6 236	104	68	23	12	1	—	—	—	—	—	
8121	Personal care services	317	992	4 380	66	40	14	11	1	—	—	—	—	—	
81211	Hair, nail & skin care services	302	939	4 156	63	38	14	10	1	—	—	—	—	—	
81212	Beauty salons	280	891	3 942	54	31	12	10	1	—	—	—	—	—	
813	Religious, grantmaking, civic, prof & like organizations	994	3 099	13 842	158	84	51	16	6	—	<b>1</b>	—	—	—	
8131	Religious organizations	420	918	3 885	72	35	29	5	3	—	—	—	—	—	
81311	Religious organizations	420	918	3 885	72	35	29	5	3	—	—	—	—	—	
813110	Religious organizations	420	918	3 885	72	35	29	5	3	—	—	—	—	—	
8134	Civic & social organizations	326	898	4 099	27	7	10	7	2	—	<b>1</b>	—	—	—	
81341	Civic & social organizations	326	898	4 099	27	7	10	7	2	—	<b>1</b>	—	—	—	
813410	Civic & social organizations	326	898	4 099	27	7	10	7	2	—	<b>1</b>	—	—	—	
<b>95</b>	<b>Auxiliaries (exc corporate, subsidiary &amp; regional mgt)</b>	<b>262</b>	<b>3 680</b>	<b>15 401</b>	<b>7</b>	<b>2</b>	<b>1</b>	—	<b>3</b>	—	<b>1</b>	—	—	—	
<b>99</b>	<b>Unclassified establishments</b>	<b>348</b>	<b>474</b>	<b>3 653</b>	<b>208</b>	<b>191</b>	<b>16</b>	<b>1</b>	—	—	—	—	—	—	
<b>MIDDLESEX</b>															
	<b>Total</b>	<b>814 905</b>	<b>8 472 086</b>	<b>36 980 540</b>	<b>42 580</b>	<b>22 589</b>	<b>8 038</b>	<b>5 297</b>	<b>3 838</b>	<b>1 476</b>	<b>928</b>	<b>260</b>	<b>90</b>	<b>64</b>	
<b>11</b>	<b>Forestry, fishing, hunting, and agriculture support</b>	<b>50</b>	<b>200</b>	<b>907</b>	<b>16</b>	<b>11</b>	<b>5</b>	—	—	—	—	—	—	—	
<b>21</b>	<b>Mining</b>	<b>126</b>	<b>1 109</b>	<b>10 472</b>	<b>15</b>	<b>6</b>	<b>1</b>	<b>8</b>	—	—	—	—	—	—	
212	Mining (except oil & gas)	(C)	(D)	(D)	12	3	1	8	—	—	—	—	—	—	
2123	Nonmetallic mineral mining & quarrying	(C)	(D)	(D)	12	3	1	8	—	—	—	—	—	—	
<b>22</b>	<b>Utilities</b>	<b>2 121</b>	<b>37 609</b>	<b>150 437</b>	<b>49</b>	<b>16</b>	<b>6</b>	<b>7</b>	<b>5</b>	<b>7</b>	<b>8</b>	—	—	—	
221	Utilities	2 121	37 609	150 437	49	16	6	7	5	7	8	—	—	—	
2211	Elec pwr generation, transmsn & distribution	1 283	22 631	91 610	28	9	4	4	3	2	6	—	—	—	
22111	Electric power generation	(C)	(D)	(D)	8	3	2	1	1	—	<b>1</b>	—	—	—	
22112	Electric pwr transmsn, control & distribution	(G)	(D)	(D)	20	6	2	3	2	2	5	—	—	—	
2212	Natural gas distribution	808	14 734	57 767	14	2	1	3	1	5	2	—	—	—	
22121	Natural gas distribution	808	14 734	57 767	14	2	1	3	1	5	2	—	—	—	
221210	Natural gas distribution	808	14 734	57 767	14	2	1	3	1	5	2	—	—	—	
<b>23</b>	<b>Construction</b>	<b>30 620</b>	<b>298 691</b>	<b>1 475 783</b>	<b>3 882</b>	<b>2 489</b>	<b>725</b>	<b>353</b>	<b>230</b>	<b>59</b>	<b>17</b>	<b>7</b>	<b>2</b>	—	
233	Building, developing & general contracting	7 854	81 660	384 123	1 144	779	195	99	54	14	2	—	<b>1</b>	—	
2331	Land subdivision & land development	257	3 335	17 032	64	46	12	4	2	—	—	—	—	—	
23311	Land subdivision & land development	257	3 335	17 032	64	46	12	4	2	—	—	—	—	—	
233110	Land subdivision & land development	257	3 335	17 032	64	46	12	4	2	—	—	—	—	—	
2332	Residential building construction	3 633	29 550	150 522	835	628	131	50	20	6	—	—	—	—	
23321	Single-family housing construction	3 369	27 266	137 988	786	592	125	45	18	6	—	—	—	—	
233210	Single-family housing construction	3 369	27 266	137 988	786	592	125	45	18	6	—	—	—	—	
23322	Multifamily housing construction	264	2 284	12 534	49	36	6	5	2	—	—	—	—	—	
233220	Multifamily housing construction	264	2 284	12 534	49	36	6	5	2	—	—	—	—	—	
2333	Nonresidential building construction	3 964	48 775	216 569	245	105	52	45	32	8	2	—	<b>1</b>	—	
23331	Mfg & industrial building construction	451	5 284	23 994	44	19	10	8	6	1	—	—	—	—	
233310	Mfg & industrial building construction	451	5 284	23 994	44	19	10	8	6	1	—	—	—	—	
23332	Commercial & institutional bldg construction	3 513	43 491	192 575	201	86	42	37	26	7	2	—	<b>1</b>	—	
233320	Commercial & institutional bldg construction	3 513	43 491	192 575	201	86	42	37	26	7	2	—	<b>1</b>	—	
234	Heavy construction	3 292	41 144	233 099	188	82	44	28	21	6	5	1	<b>1</b>	—	
2341	Highway, street, bridge & tunnel construction	2 121	30 881	169 062	69	26	14	9	11	3	4	1	<b>1</b>	—	
23411	Highway & street construction	979	12 807	81 457	61	25	14	9	10	—	3	—	—	—	
234110	Highway & street construction	979	12 807	81 457	61	25	14	9	10	—	3	—	—	—	
23412	Bridge & tunnel construction	1 142	18 074	87 605	8	1	—	—	1	3	1	1	<b>1</b>	—	
234120	Bridge & tunnel construction	1 142	18 074	87 605	8	1	—	—	1	3	1	1	<b>1</b>	—	
2349	Other heavy construction	1 171	10 263	64 037	119	56	30	19	10	3	1	—	—	—	
23491	Water, sewer & pipeline construction	292	2 374	16 335	38	15	14	6	3	—	—	—	—	—	
234910	Water, sewer & pipeline construction	292	2 374	16 335	38	15	14	6	3	—	—	—	—	—	
23499	All other heavy construction	827	7 490	45 733	73	36	15	11	7	3	1	—	—	—	
234990	All other heavy construction	827	7 490	45 733	73	36	15	11	7	3	1	—	—	—	
235	Special trade contractors	19 474	175 887	858 561	2 550	1 628	486	226	155	39	10	6	—	—	
2351	Plumbing, heating & AC contractor	4 673	45 101	208 271	617	350	148	73	32	11	3	—	—	—	
23511	Plumbing, heating & AC contractor	4 673	45 101	208 271	617	350	148	73	32	11	3	—	—	—	
235110	Plumbing, heating & AC contractor	4 673	45 101	208 271	617	350	148	73	32	11	3	—	—	—	
2352	Painting & wall covering contractors	1 390	11 026	59 876	235	182	31	11	7	2	1	1	—	—	
23521	Painting & wall covering contractors	1 390	11 026	59 876	235	182	31	11	7	2	1	1	—	—	
235210	Painting & wall covering contractors	1 390	11 026	59 876	235	182	31	11	7	2	1	1	—	—	
2353	Electrical contractors	4 781	45 263	213 414	514	313	113	35	40	9	1	3	—	—	
23531	Electrical contractors	4 781	45 263	213 414	514	313	113	35	40	9	1	3	—	—	
235310	Electrical contractors	4 781	45 263	213 414	514	313	113	35	40	9	1	3	—	—	

Note: Employment-size classes are indicated as follows: A—0 to 19; B—20 to 99; C—100 to 249; E—250 to 499; F—500 to 999; G—1,000 to 2,499; H—2,500 to 4,999; I—5,000 to 9,999; J—10,000 to 24,999; K—25,000 to 49,999; L—50,000 to 99,999; M—100,000 or more.

**Table 6. Counties—Employees, Payroll, and Establishments by Industry: 1999—Con.**

[Excludes most government employees, railroad employees, and self-employed persons. Size class 1 to 4 includes establishments with payroll, but no employees, during mid-March pay period. (D) denotes figures withheld to avoid disclosing data for individual companies; the data are included in broader industry totals. Detailed industries with 100 or more employees are shown if industry was not a (D). For explanation of terms, abbreviations, and data reliability/comparability, see introductory text]

NAICS code	Industry	Number of employees for week including March 12	Payroll (\$1,000)		Total number of establishments	Number of establishments by employment-size class									
			First quarter	Annual		1 to 4	5 to 9	10 to 19	20 to 49	50 to 99	100 to 249	250 to 499	500 to 999	1,000 or more	
<b>MIDDLESEX—Con.</b>															
<b>23</b>	<b>Construction—Con.</b>														
235	Special trade contractors—Con.														
2354	Masonry, drywall, insulation, tile contractors . . . . .	2 574	22 867	115 351	254	160	40	21	23	7	2	1	—	—	
23541	Masonry & stone contractors . . . . .	1 006	9 558	55 715	126	87	16	10	9	2	—	—	—	—	
235410	Masonry & stone contractors . . . . .	1 006	9 558	55 715	126	87	16	10	9	2	—	—	—	—	
23542	Drywall, acoustical & insulation contractors . . . . .	1 440	12 260	53 207	106	60	19	8	13	5	—	—	—	—	
235420	Drywall, acoustical & insulation contractors . . . . .	1 440	12 260	53 207	106	60	19	8	13	5	—	—	—	—	
23543	Tile, marble, terrazzo & mosaic contractors . . . . .	128	1 049	6 429	22	13	5	3	1	—	—	—	—	—	
235430	Tile, marble, terrazzo & mosaic contractors . . . . .	128	1 049	6 429	22	13	5	3	1	—	—	—	—	—	
2355	Carpentry & floor contractors . . . . .	1 561	11 730	55 921	335	262	39	18	13	2	1	—	—	—	
23551	Carpentry contractors . . . . .	1 013	6 974	34 565	241	198	22	11	8	1	—	—	—	—	
235510	Carpentry contractors . . . . .	1 013	6 974	34 565	241	198	22	11	8	1	—	—	—	—	
23552	Floor laying & other floor contractors . . . . .	548	4 756	21 356	94	64	17	7	5	1	—	—	—	—	
235520	Floor laying & other floor contractors . . . . .	548	4 756	21 356	94	64	17	7	5	1	—	—	—	—	
2356	Roofing, siding, & sheet metal contractors . . . . .	(F)	(D)	(D)	115	69	21	12	12	1	—	—	—	—	
23561	Roofing, siding, & sheet metal contractors . . . . .	(F)	(D)	(D)	115	69	21	12	12	1	—	—	—	—	
2357	Concrete contractors . . . . .	989	7 223	43 946	104	72	14	10	3	3	1	—	—	—	
23571	Concrete contractors . . . . .	989	7 223	43 946	104	72	14	10	3	3	1	—	—	—	
235710	Concrete contractors . . . . .	989	7 223	43 946	104	72	14	10	3	3	1	—	—	—	
2359	Other special trade contractors . . . . .	2 651	25 468	125 558	372	218	80	46	23	4	1	—	—	—	
23591	Structural steel erection contractors . . . . .	188	1 766	10 942	15	7	3	2	2	1	—	—	—	—	
235910	Structural steel erection contractors . . . . .	188	1 766	10 942	15	7	3	2	2	1	—	—	—	—	
23592	Glass & glazing contractors . . . . .	260	2 634	11 609	38	19	10	8	1	—	—	—	—	—	
235920	Glass & glazing contractors . . . . .	260	2 634	11 609	38	19	10	8	1	—	—	—	—	—	
23593	Excavation contractors . . . . .	570	5 030	28 435	136	92	32	8	4	—	—	—	—	—	
235930	Excavation contractors . . . . .	570	5 030	28 435	136	92	32	8	4	—	—	—	—	—	
23594	Wrecking & demolition contractors . . . . .	140	1 312	6 533	12	7	2	1	1	—	—	—	—	—	
235940	Wrecking & demolition contractors . . . . .	140	1 312	6 533	12	7	2	1	1	—	—	—	—	—	
23595	Bldg equip & oth mach installation contractor . . . . .	528	7 704	30 998	30	11	7	5	5	1	1	—	—	—	
235950	Bldg equip & oth mach installation contractor . . . . .	528	7 704	30 998	30	11	7	5	5	1	1	—	—	—	
23599	All other special trade contractors . . . . .	965	7 022	36 641	141	82	26	22	10	1	—	—	—	—	
235990	All other special trade contractors . . . . .	965	7 022	36 641	141	82	26	22	10	1	—	—	—	—	
<b>31-33</b>	<b>Manufacturing . . . . .</b>	<b>122 414</b>	<b>1 614 727</b>	<b>6 886 144</b>	<b>2 355</b>	<b>729</b>	<b>404</b>	<b>404</b>	<b>387</b>	<b>210</b>	<b>137</b>	<b>48</b>	<b>20</b>	<b>16</b>	
311	Food mfg . . . . .	6 116	46 934	190 400	170	43	37	37	27	11	12	2	—	1	
3111	Animal food mfg . . . . .	(C)	(D)	(D)	2	1	—	—	—	—	1	—	—	—	
31111	Animal food mfg . . . . .	(C)	(D)	(D)	2	1	—	—	—	—	1	—	—	—	
3112	Grain & oilseed milling . . . . .	194	1 227	5 439	6	2	1	—	2	—	1	—	—	—	
31122	Starch & vegetable fats & oils mfg . . . . .	(C)	(D)	(D)	2	1	—	—	—	—	1	—	—	—	
3113	Sugar & confectionery product mfg . . . . .	702	4 917	23 433	12	2	3	3	1	—	2	1	—	—	
31133	Confectionery mfg from purchased chocolate . . . . .	(E)	(D)	(D)	5	1	1	—	1	—	2	—	—	—	
31134	Nonchocolate confectionery mfg . . . . .	420	2 758	13 335	6	1	1	3	—	—	—	1	—	—	
311340	Nonchocolate confectionery mfg . . . . .	420	2 758	13 335	6	1	1	3	—	—	—	1	—	—	
3114	Fruit & veg preserving & specialty food mfg . . . . .	104	815	3 834	6	1	3	—	1	1	—	—	—	—	
3115	Dairy product mfg . . . . .	438	3 541	14 486	14	2	4	4	2	1	1	—	—	—	
31152	Ice cream & frozen dessert mfg . . . . .	403	3 434	13 942	11	2	3	2	2	1	1	—	—	—	
311520	Ice cream & frozen dessert mfg . . . . .	403	3 434	13 942	11	2	3	2	2	1	1	—	—	—	
3116	Animal slaughtering & processing . . . . .	218	1 768	7 527	7	3	2	—	—	1	1	—	—	—	
31161	Animal slaughtering & processing . . . . .	218	1 768	7 527	7	3	2	—	—	1	1	—	—	—	
3117	Seafood product preparation & packaging . . . . .	(C)	(D)	(D)	2	—	—	—	1	1	—	—	—	—	
31171	Seafood product preparation & packaging . . . . .	(C)	(D)	(D)	2	—	—	—	1	1	—	—	—	—	
3118	Bakeries & tortilla mfg . . . . .	3 025	21 492	77 276	101	28	23	26	16	4	3	—	—	1	
31181	Bread & bakery product mfg . . . . .	2 962	21 308	76 510	95	27	22	23	15	4	3	—	—	1	
311811	Retail bakeries . . . . .	708	2 134	9 330	62	20	16	17	8	—	1	—	—	—	
311812	Commercial bakeries . . . . .	2 178	18 921	66 006	29	7	5	4	6	4	2	—	—	1	
3119	Other food mfg . . . . .	1 179	10 457	46 284	20	4	1	4	4	3	3	1	—	—	
31191	Snack food mfg . . . . .	224	1 933	10 496	7	1	1	1	2	2	—	—	—	—	
31192	Coffee & tea mfg . . . . .	(C)	(D)	(D)	2	—	—	1	—	—	1	—	—	—	
31194	Seasoning & dressing mfg . . . . .	578	5 123	22 679	5	1	—	—	1	1	1	—	—	—	
31199	All other food mfg . . . . .	(C)	(D)	(D)	6	2	—	2	1	—	1	—	—	—	
312	Beverage & tobacco product mfg . . . . .	1 230	10 823	46 563	11	6	—	—	—	—	4	—	1	—	
3121	Beverage mfg . . . . .	1 230	10 823	46 563	11	6	—	—	—	—	4	—	1	—	
31211	Soft drink & ice mfg . . . . .	(G)	(D)	(D)	6	2	—	—	—	—	3	—	1	—	
31214	Distilleries . . . . .	(C)	(D)	(D)	1	—	—	—	—	—	1	—	—	—	
313	Textile mills . . . . .	1 793	15 310	68 795	25	5	2	4	7	2	3	2	—	—	
3131	Fiber, yarn & thread mills . . . . .	(E)	(D)	(D)	3	—	—	1	—	—	2	—	—	—	
31311	Fiber, yarn & thread mills . . . . .	(E)	(D)	(D)	3	—	—	1	—	—	2	—	—	—	
3132	Fabric mills . . . . .	(F)	(D)	(D)	10	3	1	1	4	—	—	1	—	—	
31321	Broadwoven fabric mills . . . . .	(E)	(D)	(D)	5	2	1	—	1	—	—	1	—	—	
3133	Textile, fabric finishing, fabric coating mills . . . . .	744	7 703	34 467	12	2	1	2	3	2	1	1	—	—	
31332	Fabric coating mills . . . . .	686	7 307	31 250	8	2	—	—	2	2	1	1	—	—	
313320	Fabric coating mills . . . . .	686	7 307	31 250	8	2	—	—	2	2	1	1	—	—	
314	Textile product mills . . . . .	311	1 755	6 974	34	13	8	7	6	—	—	—	—	—	
3141	Textile furnishings mills . . . . .	114	572	2 605	18	9	5	2	2	—	—	—	—	—	
31412	Curtain & linen mills . . . . .	114	572	2 605	18	9	5	2	2	—	—	—	—	—	
3149	Other textile product mills . . . . .	197	1 183	4 369	16	4	3	5	4	—	—	—	—	—	
31499	All other textile product mills . . . . .	(C)	(D)	(D)	12	4	2	4	2	—	—	—	—	—	

Note: Employment-size classes are indicated as follows: A—0 to 19; B—20 to 99; C—100 to 249; E—250 to 499; F—500 to 999; G—1,000 to 2,499; H—2,500 to 4,999; I—5,000 to 9,999; J—10,000 to 24,999; K—25,000 to 49,999; L—50,000 to 99,999; M—100,000 or more.

**Table 6. Counties—Employees, Payroll, and Establishments by Industry: 1999—Con.**

[Excludes most government employees, railroad employees, and self-employed persons. Size class 1 to 4 includes establishments with payroll, but no employees, during mid-March pay period. (D) denotes figures withheld to avoid disclosing data for individual companies; the data are included in broader industry totals. Detailed industries with 100 or more employees are shown if industry was not a (D). For explanation of terms, abbreviations, and data reliability/comparability, see introductory text]

NAICS code	Industry	Number of employees for week including March 12	Payroll (\$1,000)		Total number of establishments	Number of establishments by employment-size class								
			First quarter	Annual		1 to 4	5 to 9	10 to 19	20 to 49	50 to 99	100 to 249	250 to 499	500 to 999	1,000 or more
<b>MIDDLESEX—Con.</b>														
<b>31-33 Manufacturing—Con.</b>														
315	Apparel manufacturing .....	405	2 454	11 174	44	26	10	3	2	3	—	—	—	—
3152	Cut & sew apparel mfg .....	213	1 496	6 642	28	16	7	2	2	1	—	—	—	—
31521	Cut & sew apparel contractors .....	(C)	(D)	(D)	15	8	4	2	—	1	—	—	—	—
315212	Women's, girls', infants, cut, sew apparel contr .....	118	947	4 760	14	8	3	2	—	1	—	—	—	—
3159	Apparel accessories & other apparel mfg .....	192	958	4 532	16	10	3	1	—	2	—	—	—	—
31599	Apparel accessories & other apparel mfg ....	192	958	4 532	16	10	3	1	—	2	—	—	—	—
321	Wood product mfg .....	402	3 249	14 805	27	14	4	5	2	—	2	—	—	—
3219	Other wood product mfg .....	375	3 098	14 130	22	11	3	4	2	—	2	—	—	—
32191	Millwork .....	151	950	4 824	9	5	1	2	—	1	—	—	—	—
321911	Wood window & door mfg .....	119	696	3 423	5	3	—	1	—	1	—	—	—	—
32199	All other wood product mfg .....	180	1 820	7 568	8	4	1	1	—	1	—	—	—	—
322	Paper mfg .....	3 322	31 372	127 786	44	6	3	4	11	10	7	2	1	—
3221	Pulp, paper & paperboard mills .....	421	4 483	17 218	4	—	—	—	—	3	1	—	—	—
32212	Paper mills .....	(E)	(D)	(D)	2	—	—	—	—	1	1	—	—	—
32213	Paperboard mills .....	(C)	(D)	(D)	2	—	—	—	—	2	—	—	—	—
3222	Converted paper product mfg .....	2 901	26 889	110 568	40	6	3	4	11	7	6	2	1	—
32221	Paperboard container mfg .....	1 206	10 220	42 157	18	1	1	2	6	4	3	1	—	—
322211	Corrugated & solid fiber box mfg .....	505	4 654	18 732	9	1	—	1	3	3	1	—	—	—
322212	Folding paperboard box mfg .....	445	4 106	16 781	4	—	—	1	—	—	1	1	—	—
32222	Paper bag & coated & treated paper mfg .....	815	9 620	38 798	11	2	2	—	2	2	2	1	—	—
32223	Stationery product mfg .....	(F)	(D)	(D)	5	2	—	2	1	—	—	—	1	—
32229	Other converted paper product mfg .....	(C)	(D)	(D)	5	1	—	—	2	1	1	—	—	—
323	Printing & related support activities .....	6 589	64 065	278 749	295	111	57	53	41	21	8	4	—	—
3231	Printing & related support activities .....	6 589	64 065	278 749	295	111	57	53	41	21	8	4	—	—
32311	Printing .....	6 108	59 665	245 989	265	101	53	52	26	21	8	4	—	—
323110	Commercial lithographic printing .....	3 361	37 850	145 961	119	33	24	29	13	12	6	2	—	—
323113	Commercial screen printing .....	383	2 657	12 655	29	13	5	4	5	2	—	—	—	—
323114	Quick printing .....	433	3 292	14 635	66	34	17	11	4	—	—	—	—	—
323116	Manifold business form printing .....	242	1 606	6 608	5	2	—	2	—	1	—	—	—	—
323117	Book printing .....	1 247	10 404	47 198	9	—	1	1	—	4	1	2	—	—
323119	Other commercial printing .....	268	2 879	12 720	22	12	4	2	2	2	—	—	—	—
32312	Printing support activities .....	481	4 400	32 760	30	10	4	1	15	—	—	—	—	—
323121	Tradebinding & related work .....	140	1 009	4 690	8	1	2	1	4	—	—	—	—	—
323122	Prepress services .....	341	3 391	28 070	22	9	2	—	11	—	—	—	—	—
324	Petroleum & coal products mfg .....	116	1 015	6 887	10	2	4	2	2	—	—	—	—	—
3241	Petroleum & coal products mfg .....	116	1 015	6 887	10	2	4	2	2	—	—	—	—	—
325	Chemical mfg .....	5 850	86 686	386 916	104	25	15	19	25	10	7	1	1	1
3252	Resin, syn rubber, artf & syn fibers, fil mfg .....	173	2 286	9 107	5	2	—	1	1	—	1	—	—	—
32521	Resin & synthetic rubber mfg .....	(C)	(D)	(D)	3	—	—	1	1	—	1	—	—	—
3254	Pharmaceutical & medicine mfg .....	1 460	23 578	94 498	34	3	5	5	14	4	2	1	—	—
32541	Pharmaceutical & medicine mfg .....	1 460	23 578	94 498	34	3	5	5	14	4	2	1	—	—
325412	Pharmaceutical preparation mfg .....	490	8 686	32 877	11	2	3	1	3	1	—	1	—	—
325414	Biological product (exc diagnostic) mfg ....	492	8 712	34 283	11	—	—	4	4	2	1	—	—	—
3255	Paint, coating & adhesive mfg .....	504	6 095	27 850	21	7	4	4	4	—	2	—	—	—
32551	Paint & coating mfg .....	258	3 093	13 746	13	5	2	2	3	—	1	—	—	—
325510	Paint & coating mfg .....	258	3 093	13 746	13	5	2	2	3	—	1	—	—	—
32552	Adhesive mfg .....	246	3 002	14 104	8	2	2	2	1	—	1	—	—	—
325520	Adhesive mfg .....	246	3 002	14 104	8	2	2	2	1	—	1	—	—	—
3256	Soap, cleaners & toilet preparation mfg .....	(C)	(D)	(D)	12	4	1	4	2	1	—	—	—	—
32561	Soap & cleaning compound mfg .....	(C)	(D)	(D)	11	4	—	4	2	1	—	—	—	—
3259	Other chemical product & preparation mfg .....	3 451	52 132	244 911	22	3	3	4	3	5	2	—	1	1
32591	Printing ink mfg .....	240	2 271	9 540	9	2	2	1	2	2	—	—	—	—
325910	Printing ink mfg .....	240	2 271	9 540	9	2	2	1	2	2	—	—	—	—
32599	All other chemical product & preparation mfg .	3 211	49 861	235 371	13	1	1	3	1	3	2	—	1	1
326	Plastics & rubber products mfg .....	2 973	24 419	106 662	77	16	12	12	24	6	3	4	—	—
3261	Plastics product mfg .....	2 878	23 106	102 318	68	13	9	11	22	6	3	4	—	—
32611	Unsupported plastics film, sheet, & bag mfg ..	545	5 518	23 069	12	1	1	3	4	1	2	—	—	—
326113	Unsupported plastics film and sheet (except packaging) mfg .....	297	2 810	12 124	8	1	1	2	2	1	1	—	—	—
32614	Polystyrene foam product mfg .....	(E)	(D)	(D)	2	—	—	—	1	—	—	1	—	—
32619	Other plastics product mfg .....	1 826	13 762	61 425	42	8	5	7	14	4	1	3	—	—
326199	All other plastics product mfg .....	1 826	13 762	61 425	42	8	5	7	14	4	1	3	—	—
327	Nonmetallic mineral product mfg .....	965	9 620	41 573	52	22	10	8	7	2	3	—	—	—
3271	Clay product & refractory mfg .....	(C)	(D)	(D)	6	3	1	—	1	—	1	—	—	—
32711	Pottery, ceramics & plumbing fixture mfg .....	171	827	4 764	5	3	—	—	1	—	1	—	—	—
3273	Cement & concrete product mfg .....	321	4 656	18 181	12	3	2	3	2	1	1	—	—	—
32732	Ready-mix concrete mfg .....	238	3 043	13 703	6	1	—	2	1	1	1	—	—	—
327320	Ready-mix concrete mfg .....	238	3 043	13 703	6	1	—	2	1	1	1	—	—	—
3279	Other nonmetallic mineral product mfg .....	369	3 426	15 183	17	6	2	4	3	1	1	—	—	—
32799	All other nonmetallic mineral product mfg ....	369	3 426	15 183	17	6	2	4	3	1	1	—	—	—
327991	Cut stone & stone product mfg .....	193	1 478	6 903	7	2	1	2	1	—	1	—	—	—
331	Primary metal mfg .....	977	9 334	38 913	26	6	6	5	7	—	—	2	—	—
3314	Nonferrous (exc alum) production & processing .	461	5 501	23 886	5	1	—	—	3	—	—	1	—	—
33149	Other nonferrous roll, draw, extruding, alloying .....	(E)	(D)	(D)	3	—	—	—	2	—	—	1	—	—
3315	Foundries .....	454	3 383	12 872	16	3	6	4	2	—	—	1	—	—
33152	Nonferrous metal foundries .....	393	2 866	10 951	10	1	5	2	1	—	—	1	—	—

Note: Employment-size classes are indicated as follows: A—0 to 19; B—20 to 99; C—100 to 249; E—250 to 499; F—500 to 999; G—1,000 to 2,499; H—2,500 to 4,999; I—5,000 to 9,999; J—10,000 to 24,999; K—25,000 to 49,999; L—50,000 to 99,999; M—100,000 or more.

**Table 6. Counties—Employees, Payroll, and Establishments by Industry: 1999—Con.**

[Excludes most government employees, railroad employees, and self-employed persons. Size class 1 to 4 includes establishments with payroll, but no employees, during mid-March pay period. (D) denotes figures withheld to avoid disclosing data for individual companies; the data are included in broader industry totals. Detailed industries with 100 or more employees are shown if industry was not a (D). For explanation of terms, abbreviations, and data reliability/comparability, see introductory text]

NAICS code	Industry	Number of employees for week including March 12	Payroll (\$1,000)		Total number of establishments	Number of establishments by employment-size class									
			First quarter	Annual		1 to 4	5 to 9	10 to 19	20 to 49	50 to 99	100 to 249	250 to 499	500 to 999	1,000 or more	
<b>MIDDLESEX—Con.</b>															
<b>31-33 Manufacturing—Con.</b>															
332	Fabricated metal product mfg . . . . .	8 313	77 569	343 551	396	125	75	93	64	30	7	1	—	1	
3321	Forging & stamping . . . . .	416	3 847	17 228	22	7	3	6	4	2	—	—	—	—	
33211	Forging & stamping . . . . .	416	3 847	17 228	22	7	3	6	4	2	—	—	—	—	
332116	Metal stamping . . . . .	294	2 911	13 125	16	6	1	4	4	1	—	—	—	—	
3322	Cutlery & handtool mfg . . . . .	337	3 110	11 260	11	2	2	2	3	1	1	—	—	—	
33221	Cutlery & handtool mfg . . . . .	337	3 110	11 260	11	2	2	2	3	1	1	—	—	—	
332212	Hand & edge tool mfg . . . . .	337	3 110	11 260	11	2	2	2	3	1	1	—	—	—	
3323	Architectural & structural metals mfg . . . . .	1 507	13 846	64 237	70	15	14	17	13	10	1	—	—	—	
33231	Plate work & fabricated structural prod mfg . . . . .	277	2 616	11 701	17	5	3	4	3	2	—	—	—	—	
332312	Fabricated structural metal mfg . . . . .	137	1 268	6 184	14	5	3	4	2	—	—	—	—	—	
332313	Plate work mfg . . . . .	140	1 348	5 517	3	—	—	—	1	2	—	—	—	—	
33232	Ornamental & architectural metal prod mfg . . . . .	1 230	11 230	52 536	53	10	11	13	10	8	1	—	—	—	
332322	Sheet metal work mfg . . . . .	873	7 736	37 654	38	7	8	7	9	7	—	—	—	—	
332323	Ornamental & architectural metal work mfg . . . . .	279	3 043	12 231	12	3	2	5	1	—	—	—	—	—	
3324	Boiler, tank & shipping container mfg . . . . .	263	1 908	8 467	10	2	2	3	2	—	1	—	—	—	
33243	Light gauge metal container mfg . . . . .	218	1 497	7 113	6	2	—	1	2	—	1	—	—	—	
332439	Other metal container mfg . . . . .	218	1 497	7 113	6	2	—	1	2	—	1	—	—	—	
3325	Hardware mfg . . . . .	(E)	(D)	(D)	4	—	3	—	—	—	—	1	—	—	
33251	Hardware mfg . . . . .	(E)	(D)	(D)	4	—	3	—	—	—	—	1	—	—	
3327	Mach shops, turn prod, screw, nut, bolt mfg . . . . .	2 534	23 103	107 543	192	75	42	41	22	11	1	—	—	—	
33271	Machine shops . . . . .	1 631	14 679	65 801	156	66	38	30	16	6	—	—	—	—	
332710	Machine shops . . . . .	1 631	14 679	65 801	156	66	38	30	16	6	—	—	—	—	
33272	Turned product & screw, nut & bolt mfg . . . . .	903	8 424	41 742	36	9	4	11	6	5	1	—	—	—	
332721	Precision turned product mfg . . . . .	837	7 837	38 091	30	6	4	9	5	5	1	—	—	—	
3328	Coating, engrave, heat treating & oth activity . . . . .	1 206	9 518	43 423	56	10	8	17	15	6	—	—	—	—	
33281	Coating, engrave, heat treating & oth activity . . . . .	1 206	9 518	43 423	56	10	8	17	15	6	—	—	—	—	
332811	Metal heat treating . . . . .	124	1 059	4 496	6	1	—	3	1	1	—	—	—	—	
332812	Metal coating, engraving & allied services . . . . .	523	4 099	18 647	28	6	5	9	6	2	—	—	—	—	
332813	Electropl, plating, polish, anodize, coloring . . . . .	559	4 360	20 280	22	3	3	5	8	3	—	—	—	—	
3329	Other fabricated metal product mfg . . . . .	1 686	19 908	80 972	24	10	1	5	4	—	3	—	—	1	
33291	Metal valve mfg . . . . .	181	1 311	6 133	5	1	—	2	—	—	1	—	—	—	
33299	All other fabricated metal product mfg . . . . .	1 505	18 597	74 839	19	9	—	5	2	—	2	—	—	1	
332993	Ammunition (exc small arms) mfg . . . . .	1 383	17 665	70 723	3	—	—	—	—	—	2	—	—	1	
333	Machinery mfg . . . . .	7 640	92 195	401 154	185	52	30	33	32	14	18	4	2	—	
3332	Industrial machinery mfg . . . . .	3 293	42 083	192 010	50	12	9	10	7	2	6	2	2	—	
33329	Other industrial machinery mfg . . . . .	3 244	41 554	189 568	44	11	6	8	7	2	6	2	2	—	
333293	Printing machinery & equipment mfg . . . . .	491	6 445	28 559	6	—	—	1	—	1	3	—	—	—	
333295	Semiconductor machinery mfg . . . . .	1 704	22 167	109 031	9	1	—	2	1	2	2	1	—	—	
333298	All other industrial machinery mfg . . . . .	996	12 512	49 914	25	8	6	5	4	—	1	—	1	—	
3333	Commercial & service industry machinery mfg . . . . .	1 654	18 213	79 477	40	8	9	3	10	3	6	1	—	—	
33331	Commercial & service industry machinery mfg . . . . .	1 654	18 213	79 477	40	8	9	3	10	3	6	1	—	—	
333314	Optical instrument & lens mfg . . . . .	1 153	13 582	58 817	21	2	5	3	4	2	4	1	—	—	
333319	Oth commercial, service industry machinery mfg . . . . .	379	3 017	14 050	12	4	2	—	4	—	2	—	—	—	
3334	HVAC & commercial refrigeration equipment mfg . . . . .	267	4 651	16 062	9	3	1	1	1	3	—	—	—	—	
33341	HVAC & commercial refrigeration equipment mfg . . . . .	267	4 651	16 062	9	3	1	1	1	3	—	—	—	—	
333415	AC, warm air htg & commercial refig equip mfg . . . . .	235	4 426	15 048	5	—	1	1	—	3	—	—	—	—	
3335	Metalworking machinery mfg . . . . .	324	3 394	14 119	33	17	5	4	7	—	—	—	—	—	
33351	Metalworking machinery mfg . . . . .	324	3 394	14 119	33	17	5	4	7	—	—	—	—	—	
333515	Cutting tool & machine tool accessory mfg . . . . .	116	1 399	5 064	10	4	1	2	3	—	—	—	—	—	
3339	Other general purpose machinery mfg . . . . .	2 019	22 602	94 602	47	10	6	12	6	6	6	1	—	—	
33391	Pump & compressor mfg . . . . .	406	4 254	15 007	3	—	—	1	—	—	1	—	—	—	
33392	Material handling equipment mfg . . . . .	195	2 019	10 449	5	—	1	1	—	2	—	—	—	—	
33399	All other general purpose machinery mfg . . . . .	1 418	16 329	69 146	39	10	5	10	5	4	5	—	—	—	
333993	Packaging machinery mfg . . . . .	210	2 223	11 674	6	2	1	1	—	—	—	—	—	—	
333994	Industrial process furnace & oven mfg . . . . .	231	2 394	9 725	4	—	1	—	1	1	—	—	—	—	
333999	All other general purpose machinery mfg . . . . .	672	8 039	33 450	24	7	3	8	2	3	1	—	—	—	
334	Computer & electronic product mfg . . . . .	61 951	988 405	4 203 453	433	87	46	71	78	67	38	21	13	12	
3341	Computer & peripheral equipment mfg . . . . .	6 504	102 165	418 334	60	19	6	7	12	3	7	1	2	3	
33411	Computer & peripheral equipment mfg . . . . .	6 504	102 165	418 334	60	19	6	7	12	3	7	1	2	3	
334111	Electronic computer mfg . . . . .	226	2 378	11 357	10	5	1	—	3	—	1	—	—	—	
334119	Other computer peripheral equipment mfg . . . . .	5 037	84 674	342 110	37	6	4	5	8	3	6	1	2	2	
3342	Communications equipment mfg . . . . .	7 679	136 881	611 922	58	10	6	4	12	14	6	2	1	3	
33421	Telephone apparatus mfg . . . . .	3 898	87 107	405 790	20	4	2	1	3	5	2	1	—	2	
334210	Telephone apparatus mfg . . . . .	3 898	87 107	405 790	20	4	2	1	3	5	2	1	—	2	
33422	Radio, TV broadcast & wireless comm equip mfg . . . . .	3 425	47 125	192 756	26	3	1	3	5	8	3	1	1	1	
334220	Radio, TV broadcast & wireless comm equip mfg . . . . .	3 425	47 125	192 756	26	3	1	3	5	8	3	1	1	1	
33429	Other communications equipment mfg . . . . .	356	2 649	13 376	12	3	3	—	4	1	—	—	—	—	
334290	Other communications equipment mfg . . . . .	356	2 649	13 376	12	3	3	—	4	1	—	—	—	—	
3343	Audio & video equipment mfg . . . . .	512	4 477	27 558	9	3	1	1	2	1	—	1	—	—	
33431	Audio & video equipment mfg . . . . .	512	4 477	27 558	9	3	1	1	2	1	—	1	—	—	
334310	Audio & video equipment mfg . . . . .	512	4 477	27 558	9	3	1	1	2	1	—	1	—	—	
3344	Semiconductor & oth electronic component mfg . . . . .	14 547	158 520	701 590	151	28	17	27	25	26	13	9	5	1	
33441	Semiconductor & oth electronic component mfg . . . . .	14 547	158 520	701 590	151	28	17	27	25	26	13	9	5	1	
334412	Bare printed circuit board mfg . . . . .	985	12 212	56 999	25	9	3	4	3	4	1	1	—	—	
334413	Semiconductor & related device mfg . . . . .	6 709	79 486	342 013	31	3	2	6	7	4	2	4	2	1	
334417	Electronic connector mfg . . . . .	411	4 460	16 338	7	2	1	—	—	—	3	—	—	—	
334418	Printed circuit assembly (electronic assembly) mfg . . . . .	3 979	39 558	181 066	33	1	—	3	9	11	5	2	2	—	

Note: Employment-size classes are indicated as follows: A—0 to 19; B—20 to 99; C—100 to 249; E—250 to 499; F—500 to 999; G—1,000 to 2,499; H—2,500 to 4,999; I—5,000 to 9,999; J—10,000 to 24,999; K—25,000 to 49,999; L—50,000 to 99,999; M—100,000 or more.

**Table 6. Counties—Employees, Payroll, and Establishments by Industry: 1999—Con.**

[Excludes most government employees, railroad employees, and self-employed persons. Size class 1 to 4 includes establishments with payroll, but no employees, during mid-March pay period. (D) denotes figures withheld to avoid disclosing data for individual companies; the data are included in broader industry totals. Detailed industries with 100 or more employees are shown if industry was not a (D). For explanation of terms, abbreviations, and data reliability/comparability, see introductory text]

NAICS code	Industry	Number of employees for week including March 12	Payroll (\$1,000)		Total number of establishments	Number of establishments by employment-size class									
			First quarter	Annual		1 to 4	5 to 9	10 to 19	20 to 49	50 to 99	100 to 249	250 to 499	500 to 999	1,000 or more	
<b>MIDDLESEX—Con.</b>															
<b>31-33 Manufacturing—Con.</b>															
334	Computer & electronic product mfg—Con.														
3344	Semiconductor & oth electronic component mfg—Con.														
33441	Semiconductor & oth electronic component mfg—Con.														
334419	Other electronic component mfg	2 261	20 889	96 599	39	9	7	9	2	7	2	2	1	—	
3345	Nav, measuring, medical, control instruments mfg	32 276	580 620	2 420 782	135	20	12	28	24	22	11	8	5	5	
33451	Nav, measuring, medical, control instruments mfg	32 276	580 620	2 420 782	135	20	12	28	24	22	11	8	5	5	
334513	Industrial process control mfg	1 749	24 324	95 940	21	2	1	4	6	4	2	1	1	—	
334515	Electricity measuring, testing instrument mfg	1 660	25 648	101 265	20	2	—	4	4	7	1	1	1	—	
334516	Analytical laboratory instrument mfg	2 118	23 830	108 209	25	4	2	8	3	3	2	2	1	—	
3346	Mfg & reproducing magnetic & optical media	433	5 742	23 267	20	7	4	4	3	1	1	—	—	—	
33461	Mfg & reproducing magnetic & optical media	433	5 742	23 267	20	7	4	4	3	1	1	—	—	—	
335	Electrical equip, appliance & component mfg	2 687	32 899	137 564	69	22	14	5	10	8	10	—	—	—	
3351	Electric lighting equipment mfg	(E)	(D)	(D)	5	2	—	—	2	—	1	—	—	—	
33512	Lighting fixture mfg	(E)	(D)	(D)	5	2	—	—	2	—	1	—	—	—	
3353	Electrical equipment mfg	898	12 389	49 621	28	10	7	2	3	2	4	—	—	—	
33531	Electrical equipment mfg	898	12 389	49 621	28	10	7	2	3	2	4	—	—	—	
335314	Relay & industrial control mfg	809	11 610	42 676	19	6	3	2	3	1	4	—	—	—	
3359	Other electrical equipment & component mfg	1 468	18 148	78 131	34	9	7	3	4	6	5	—	—	—	
33592	Communication & energy wire & cable mfg	222	2 051	7 470	5	1	1	—	1	2	—	—	—	—	
33593	Wiring device mfg	(C)	(D)	(D)	8	2	3	1	1	1	—	—	—	—	
33599	All oth electrical equipment & component mfg	1 076	14 398	63 450	20	6	2	2	2	3	5	—	—	—	
336	Transportation equipment mfg	1 541	14 776	62 255	42	14	2	7	11	5	2	1	—	—	
3363	Motor vehicle parts mfg	477	5 508	22 564	25	10	2	5	5	3	—	—	—	—	
33632	MV electrical & electronic equipment mfg	305	3 428	14 019	15	6	1	2	4	2	—	—	—	—	
336322	Other MV electrical & electronic equip mfg	305	3 428	14 019	15	6	1	2	4	2	—	—	—	—	
3364	Aerospace product & parts mfg	805	7 206	29 614	6	—	—	1	2	—	2	1	—	—	
33641	Aerospace product & parts mfg	805	7 206	29 614	6	—	—	1	2	—	2	1	—	—	
3369	Other transportation equipment mfg	(C)	(D)	(D)	5	—	—	1	3	1	—	—	—	—	
33699	Other transportation equipment mfg	(C)	(D)	(D)	5	—	—	1	3	1	—	—	—	—	
337	Furniture & related product mfg	1 352	10 626	45 287	77	34	20	11	3	7	1	1	—	—	
3371	HH & institutional furniture & kitchen cabinet mfg	652	5 705	21 520	59	31	18	6	1	2	—	1	—	—	
33711	Wood kitchen cabinet & countertop mfg	137	973	4 615	31	16	14	1	—	—	—	—	—	—	
337110	Wood kitchen cabinet & countertop mfg	137	973	4 615	31	16	14	1	—	—	—	—	—	—	
33712	Household & institutional furniture mfg	515	4 732	16 905	28	15	4	5	1	2	—	1	—	—	
337122	Nonupholstered wood household furniture mfg	184	1 234	2 929	18	12	1	2	1	2	—	—	—	—	
3372	Office furniture (including fixtures) mfg	524	3 591	18 001	12	1	1	4	2	3	1	—	—	—	
33721	Office furniture (including fixtures) mfg	524	3 591	18 001	12	1	1	4	2	3	1	—	—	—	
337215	Showcase, partition, shelving & locker mfg	303	1 017	7 921	5	1	—	2	—	1	1	—	—	—	
3379	Other furniture related product mfg	176	1 330	5 766	6	2	1	1	—	2	—	—	—	—	
33791	Mattress mfg	163	1 192	5 145	3	—	—	1	—	2	—	—	—	—	
337910	Mattress mfg	163	1 192	5 145	3	—	—	1	—	2	—	—	—	—	
339	Miscellaneous mfg	7 840	91 066	366 023	221	91	45	25	28	14	12	3	2	1	
3391	Medical equipment & supplies mfg	5 418	67 733	262 778	127	44	27	16	20	8	8	1	2	1	
33911	Medical equipment & supplies mfg	5 418	67 733	262 778	127	44	27	16	20	8	8	1	2	1	
339111	Laboratory apparatus & furniture mfg	459	6 293	27 392	12	3	2	2	2	2	1	—	—	—	
339112	Surgical & medical instrument mfg	3 877	48 158	181 897	50	10	8	7	11	6	5	—	2	1	
339113	Surgical appliance & supplies mfg	725	10 217	39 148	12	1	5	—	3	—	2	1	—	—	
339116	Dental laboratories	235	1 975	10 070	44	27	10	6	1	—	—	—	—	—	
3399	Other miscellaneous mfg	2 422	23 333	103 245	94	47	18	9	8	6	4	2	—	—	
33991	Jewelry & silverware mfg	198	3 150	16 648	6	2	1	1	—	1	—	—	—	—	
33992	Sporting & athletic goods mfg	(C)	(D)	(D)	6	4	—	—	1	—	1	—	—	—	
33993	Doll, toy & game mfg	151	937	3 763	12	7	2	1	1	1	—	—	—	—	
33995	Sign mfg	152	1 050	5 092	29	16	8	5	—	—	—	—	—	—	
339950	Sign mfg	152	1 050	5 092	29	16	8	5	—	—	—	—	—	—	
33999	All other misc mfg	1 680	16 614	70 300	37	17	6	2	4	4	2	2	—	—	
339991	Gasket, packing & sealing device mfg	712	7 281	31 444	5	1	—	1	1	1	1	1	—	—	
339999	All other miscellaneous mfg	685	7 077	28 716	23	12	5	2	2	1	—	1	—	—	
<b>42</b>	<b>Wholesale trade</b>	<b>49 798</b>	<b>686 840</b>	<b>2 991 499</b>	<b>2 863</b>	<b>1 384</b>	<b>561</b>	<b>428</b>	<b>292</b>	<b>117</b>	<b>59</b>	<b>14</b>	<b>5</b>	<b>3</b>	
421	Wholesale trade, durable goods	36 364	535 723	2 315 710	2 042	963	413	326	200	79	45	9	5	2	
4211	Motor vehicle, motor vehicle pt & supply whsle	1 568	11 510	53 637	113	55	27	16	11	3	—	1	—	—	
42111	Automobile & other motor vehicle whsle	721	4 510	19 325	19	9	2	—	6	1	—	1	—	—	
421110	Automobile & other motor vehicle whsle	721	4 510	19 325	19	9	2	—	6	1	—	1	—	—	
42112	Motor vehicle supplies & new parts whsle	442	3 638	19 335	58	32	15	8	2	1	—	—	—	—	
421120	Motor vehicle supplies & new parts whsle	442	3 638	19 335	58	32	15	8	2	1	—	—	—	—	
42113	Tire & tube whsle	(C)	(D)	(D)	4	3	—	—	—	1	—	—	—	—	
42114	Motor vehicle parts (used) whsle	(E)	(D)	(D)	32	11	10	8	3	—	—	—	—	—	
4212	Furniture & home furnishing whsle	680	7 114	31 124	103	73	12	10	6	2	—	—	—	—	
42121	Furniture whsle	331	3 849	15 331	36	25	5	2	2	2	—	—	—	—	
421210	Furniture whsle	331	3 849	15 331	36	25	5	2	2	2	—	—	—	—	
42122	Home furnishing whsle	349	3 265	15 793	67	48	7	8	4	—	—	—	—	—	
421220	Home furnishing whsle	349	3 265	15 793	67	48	7	8	4	—	—	—	—	—	

Note: Employment-size classes are indicated as follows: A—0 to 19; B—20 to 99; C—100 to 249; E—250 to 499; F—500 to 999; G—1,000 to 2,499; H—2,500 to 4,999; I—5,000 to 9,999; J—10,000 to 24,999; K—25,000 to 49,999; L—50,000 to 99,999; M—100,000 or more.

**Table 6. Counties—Employees, Payroll, and Establishments by Industry: 1999—Con.**

[Excludes most government employees, railroad employees, and self-employed persons. Size class 1 to 4 includes establishments with payroll, but no employees, during mid-March pay period. (D) denotes figures withheld to avoid disclosing data for individual companies; the data are included in broader industry totals. Detailed industries with 100 or more employees are shown if industry was not a (D). For explanation of terms, abbreviations, and data reliability/comparability, see introductory text]

NAICS code	Industry	Number of employees for week including March 12	Payroll (\$1,000)		Total number of establishments	Number of establishments by employment-size class									
			First quarter	Annual		1 to 4	5 to 9	10 to 19	20 to 49	50 to 99	100 to 249	250 to 499	500 to 999	1,000 or more	
<b>MIDDLESEX—Con.</b>															
<b>42 Wholesale trade—Con.</b>															
421	Wholesale trade, durable goods—Con.														
4213	Lumber & other construction materials whse . . .	1 091	10 215	47 471	87	37	20	16	11	1	2	—	—	—	
42131	Lumber, plywood, millwork & wood panel whse . . .	564	5 199	23 499	36	12	9	8	5	—	2	—	—	—	
421310	Lumber, plywood, millwork & wood panel whse . . .	564	5 199	23 499	36	12	9	8	5	—	2	—	—	—	
42132	Brick & related construction material whse . . .	231	2 139	9 985	24	9	7	5	3	—	—	—	—	—	
421320	Brick & related construction material whse . . .	231	2 139	9 985	24	9	7	5	3	—	—	—	—	—	
42133	Roofing, siding & insulation material whse . . .	170	1 966	9 914	11	4	4	1	1	—	—	—	—	—	
421330	Roofing, siding & insulation material whse . . .	170	1 966	9 914	11	4	4	1	1	—	—	—	—	—	
42139	Other construction material whse . . .	126	911	4 073	16	12	—	2	2	—	—	—	—	—	
421390	Other construction material whse . . .	126	911	4 073	16	12	—	2	2	—	—	—	—	—	
4214	Professional & commercial equip & supp whse . . .	17 276	301 650	1 262 353	556	237	106	86	63	31	20	7	4	2	
42141	Photographic equipment & supplies whse . . .	673	9 456	30 879	15	4	3	1	2	3	2	—	—	—	
421410	Photographic equipment & supplies whse . . .	673	9 456	30 879	15	4	3	1	2	3	2	—	—	—	
42142	Office equipment whse . . .	1 811	23 063	89 074	48	16	16	4	3	4	3	2	—	—	
421420	Office equipment whse . . .	1 811	23 063	89 074	48	16	16	4	3	4	3	2	—	—	
42143	Computer & peripheral equip & software whse . . .	10 255	207 945	869 727	314	132	55	59	38	14	8	4	2	2	
421430	Computer & peripheral equip & software whse . . .	10 255	207 945	869 727	314	132	55	59	38	14	8	4	2	2	
42144	Other commercial equipment whse . . .	190	1 891	8 400	27	10	8	8	1	—	—	—	—	—	
421440	Other commercial equipment whse . . .	190	1 891	8 400	27	10	8	8	1	—	—	—	—	—	
42145	Medical, dental, hospital equip & supp whse . . .	2 851	34 705	160 943	101	55	11	11	12	5	5	1	1	—	
421450	Medical, dental, hospital equip & supp whse . . .	2 851	34 705	160 943	101	55	11	11	12	5	5	1	1	—	
42149	Oth professional equipment & supplies whse . . .	1 399	24 026	99 832	42	15	13	1	5	5	2	—	1	—	
421490	Oth professional equipment & supplies whse . . .	1 399	24 026	99 832	42	15	13	1	5	5	2	—	1	—	
4215	Metal & mineral (except petroleum) whse . . .	671	7 304	32 395	59	30	12	7	8	1	1	—	—	—	
42151	Metal service centers & offices whse . . .	671	7 304	32 395	59	30	12	7	8	1	1	—	—	—	
421510	Metal service centers & offices whse . . .	671	7 304	32 395	59	30	12	7	8	1	1	—	—	—	
4216	Electrical goods whse . . .	6 084	97 320	449 033	442	200	98	75	39	19	11	—	—	—	
42161	Elec equip, wiring supp, const material whse . . .	1 406	16 098	75 551	117	55	26	20	9	5	2	—	—	—	
421610	Elec equip, wiring supp, const material whse . . .	1 406	16 098	75 551	117	55	26	20	9	5	2	—	—	—	
42162	Electric appliance, TV, radio set whse . . .	457	5 946	26 062	41	20	13	2	5	—	1	—	—	—	
421620	Electric appliance, TV, radio set whse . . .	457	5 946	26 062	41	20	13	2	5	—	1	—	—	—	
42169	Other electronic parts & equipment whse . . .	4 221	75 276	347 420	284	125	59	53	25	14	8	—	—	—	
421690	Other electronic parts & equipment whse . . .	4 221	75 276	347 420	284	125	59	53	25	14	8	—	—	—	
4217	Hardware, plumb & heating equip & sup whse . . .	2 087	23 178	98 888	148	63	28	31	16	6	4	—	—	—	
42171	Hardware whse . . .	786	7 457	33 039	63	27	14	12	6	3	1	—	—	—	
421710	Hardware whse . . .	786	7 457	33 039	63	27	14	12	6	3	1	—	—	—	
42172	Plumbing & heating equipment & supplies whse . . .	652	7 320	32 786	41	14	6	12	7	1	1	—	—	—	
421720	Plumbing & heating equipment & supplies whse . . .	652	7 320	32 786	41	14	6	12	7	1	1	—	—	—	
42173	Warm air heating & AC equip & supplies whse . . .	564	7 410	28 264	31	15	4	6	2	2	2	—	—	—	
421730	Warm air heating & AC equip & supplies whse . . .	564	7 410	28 264	31	15	4	6	2	2	2	—	—	—	
4218	Machinery, equipment & supplies whse . . .	5 233	61 819	272 226	347	156	75	63	32	15	5	—	1	—	
42181	Const & mining (exc petroleum) equip whse . . .	1 093	10 707	45 381	19	6	2	4	5	1	—	—	1	—	
421810	Const & mining (exc petroleum) equip whse . . .	1 093	10 707	45 381	19	6	2	4	5	1	—	—	1	—	
42183	Industrial machinery & equipment whse . . .	2 810	35 956	157 953	212	97	49	36	17	9	4	—	—	—	
421830	Industrial machinery & equipment whse . . .	2 810	35 956	157 953	212	97	49	36	17	9	4	—	—	—	
42184	Industrial supplies whse . . .	794	9 672	42 970	65	26	14	16	5	4	—	—	—	—	
421840	Industrial supplies whse . . .	794	9 672	42 970	65	26	14	16	5	4	—	—	—	—	
42185	Service establishment equip & supplies whse . . .	405	4 278	19 115	34	17	8	4	3	1	1	—	—	—	
421850	Service establishment equip & supplies whse . . .	405	4 278	19 115	34	17	8	4	3	1	1	—	—	—	
4219	Miscellaneous durable goods whse . . .	1 674	15 613	68 583	187	112	35	22	14	1	2	1	—	—	
42191	Sporting & recreational goods & supply whse . . .	281	2 415	11 953	35	18	7	7	3	—	—	—	—	—	
421910	Sporting & recreational goods & supply whse . . .	281	2 415	11 953	35	18	7	7	3	—	—	—	—	—	
42192	Toy & hobby goods & supplies whse . . .	111	1 271	6 120	20	12	6	1	1	—	—	—	—	—	
421920	Toy & hobby goods & supplies whse . . .	111	1 271	6 120	20	12	6	1	1	—	—	—	—	—	
42193	Recyclable material whse . . .	412	2 806	12 679	38	18	9	6	4	—	1	—	—	—	
421930	Recyclable material whse . . .	412	2 806	12 679	38	18	9	6	4	—	1	—	—	—	
42199	Other miscellaneous durable goods whse . . .	796	8 503	34 801	71	47	8	7	6	1	1	1	—	—	
421990	Other miscellaneous durable goods whse . . .	796	8 503	34 801	71	47	8	7	6	1	1	1	—	—	
422	Wholesale trade, nondurable goods . . .	13 434	151 117	675 789	821	421	148	102	92	38	14	5	—	1	
4221	Paper & paper product whse . . .	2 186	26 154	113 284	107	48	24	16	8	7	2	2	—	—	
42211	Printing & writing paper whse . . .	348	4 514	18 887	17	7	4	2	1	3	—	—	—	—	
422110	Printing & writing paper whse . . .	348	4 514	18 887	17	7	4	2	1	3	—	—	—	—	
42212	Stationery & office supplies whse . . .	1 324	13 936	60 138	54	23	11	12	3	2	1	2	—	—	
422120	Stationery & office supplies whse . . .	1 324	13 936	60 138	54	23	11	12	3	2	1	2	—	—	
42213	Industrial & personal service paper whse . . .	514	7 704	34 259	36	18	9	2	4	2	1	—	—	—	
422130	Industrial & personal service paper whse . . .	514	7 704	34 259	36	18	9	2	4	2	1	—	—	—	
4222	Drugs & druggists' sundries whse . . .	678	7 732	34 531	39	16	6	4	9	4	—	—	—	—	
42221	Drugs & druggists' sundries whse . . .	678	7 732	34 531	39	16	6	4	9	4	—	—	—	—	
422210	Drugs & druggists' sundries whse . . .	678	7 732	34 531	39	16	6	4	9	4	—	—	—	—	
4223	Apparel, piece goods & notions whse . . .	1 878	30 167	109 664	118	68	18	14	9	6	1	2	—	—	
42231	Piece goods, notions & other dry goods whse . . .	184	2 439	9 093	31	20	5	5	—	1	—	—	—	—	
422310	Piece goods, notions & other dry goods whse . . .	184	2 439	9 093	31	20	5	5	—	1	—	—	—	—	

Note: Employment-size classes are indicated as follows: A—0 to 19; B—20 to 99; C—100 to 249; E—250 to 499; F—500 to 999; G—1,000 to 2,499; H—2,500 to 4,999; I—5,000 to 9,999; J—10,000 to 24,999; K—25,000 to 49,999; L—50,000 to 99,999; M—100,000 or more.



**Table 6. Counties—Employees, Payroll, and Establishments by Industry: 1999—Con.**

[Excludes most government employees, railroad employees, and self-employed persons. Size class 1 to 4 includes establishments with payroll, but no employees, during mid-March pay period. (D) denotes figures withheld to avoid disclosing data for individual companies; the data are included in broader industry totals. Detailed industries with 100 or more employees are shown if industry was not a (D). For explanation of terms, abbreviations, and data reliability/compatibility, see introductory text]

NAICS code	Industry	Number of employees for week including March 12	Payroll (\$1,000)		Total number of establishments	Number of establishments by employment-size class										
			First quarter	Annual		1 to 4	5 to 9	10 to 19	20 to 49	50 to 99	100 to 249	250 to 499	500 to 999	1,000 or more		
<b>MIDDLESEX—Con.</b>																
<b>42</b>	<b>Wholesale trade—Con.</b>															
422	Wholesale trade, nondurable goods—Con.															
4223	Apparel, piece goods & notions whsle—Con.															
42232	Men's & boys' clothing & furnishings whsle ...	134	1 466	5 756	17	9	3	3	2	—	—	—	—	—	—	—
422320	Men's & boys' clothing & furnishings whsle ...	134	1 466	5 756	17	9	3	3	2	—	—	—	—	—	—	—
42233	Women's, children's, infants' clothing whsle ...	282	4 020	13 507	35	25	5	—	3	2	—	—	—	—	—	—
422330	Women's, children's, infants' clothing whsle ...	282	4 020	13 507	35	25	5	—	3	2	—	—	—	—	—	—
42234	Footwear whsle.....	1 278	22 242	81 308	35	14	5	6	4	3	1	2	—	—	—	—
422340	Footwear whsle.....	1 278	22 242	81 308	35	14	5	6	4	3	1	2	—	—	—	—
4224	Grocery & related products whsle .....	4 896	42 123	196 441	247	116	47	30	37	10	5	1	—	—	—	1
42241	General line grocery whsle .....	1 548	11 194	60 198	28	18	3	3	2	—	—	—	—	—	—	1
422410	General line grocery whsle .....	1 548	11 194	60 198	28	18	3	3	2	—	—	—	—	—	—	1
42242	Packaged frozen food whsle .....	275	2 893	11 921	20	10	5	3	1	—	—	—	—	—	—	—
422420	Packaged frozen food whsle .....	275	2 893	11 921	20	10	5	3	1	—	—	—	—	—	—	—
42243	Dairy product (exc dried or canned) whsle ...	189	1 783	8 412	11	6	1	1	1	2	—	—	—	—	—	—
422430	Dairy product (exc dried or canned) whsle ...	189	1 783	8 412	11	6	1	1	1	2	—	—	—	—	—	—
42244	Poultry & poultry product whsle .....	106	1 048	6 125	7	2	1	2	2	—	—	—	—	—	—	—
422440	Poultry & poultry product whsle .....	106	1 048	6 125	7	2	1	2	2	—	—	—	—	—	—	—
42245	Confectionery whsle.....	128	1 121	4 229	12	5	2	2	3	—	—	—	—	—	—	—
422450	Confectionery whsle.....	128	1 121	4 229	12	5	2	2	3	—	—	—	—	—	—	—
42246	Fish & seafood products whsle .....	127	1 216	5 457	18	11	2	3	2	—	—	—	—	—	—	—
422460	Fish & seafood products whsle .....	127	1 216	5 457	18	11	2	3	2	—	—	—	—	—	—	—
42247	Meat & meat product whsle .....	246	1 874	8 881	15	4	6	3	1	—	—	—	—	—	—	—
422470	Meat & meat product whsle .....	246	1 874	8 881	15	4	6	3	1	—	—	—	—	—	—	—
42248	Fresh fruit & vegetable whsle .....	619	4 909	22 858	35	12	9	4	8	1	1	—	—	—	—	—
422480	Fresh fruit & vegetable whsle .....	619	4 909	22 858	35	12	9	4	8	1	1	—	—	—	—	—
42249	Other grocery & related products whsle .....	1 658	16 085	68 360	101	48	18	9	17	7	2	—	—	—	—	—
422490	Other grocery & related products whsle .....	1 658	16 085	68 360	101	48	18	9	17	7	2	—	—	—	—	—
4226	Chemical & allied products whsle .....	1 181	14 188	62 344	83	38	12	15	13	3	2	—	—	—	—	—
42261	Plastics materials & basic forms, shapes whsle .....	198	2 136	8 918	22	10	5	3	4	—	—	—	—	—	—	—
422610	Plastics materials & basic forms, shapes whsle .....	198	2 136	8 918	22	10	5	3	4	—	—	—	—	—	—	—
42269	Other chemical & allied products whsle .....	983	12 052	53 426	61	28	7	12	9	3	2	—	—	—	—	—
422690	Other chemical & allied products whsle .....	983	12 052	53 426	61	28	7	12	9	3	2	—	—	—	—	—
4227	Petroleum & petroleum products whsle .....	404	6 123	31 373	32	14	11	3	2	1	1	—	—	—	—	—
42271	Petroleum bulk stations & terminals .....	286	4 334	20 809	14	6	3	2	1	1	1	—	—	—	—	—
422710	Petroleum bulk stations & terminals .....	286	4 334	20 809	14	6	3	2	1	1	1	—	—	—	—	—
42272	Petroleum prod whsle (exc bulk sta, terminals) .....	118	1 789	10 564	18	8	8	1	1	—	—	—	—	—	—	—
422720	Petroleum prod whsle (exc bulk sta, terminals) .....	118	1 789	10 564	18	8	8	1	1	—	—	—	—	—	—	—
4228	Beer, wine, distilled alcoholic beverage whsle ..	797	8 141	37 648	24	9	2	7	1	3	2	—	—	—	—	—
42281	Beer & ale whsle .....	384	4 089	18 283	7	2	—	2	1	1	1	—	—	—	—	—
422810	Beer & ale whsle .....	384	4 089	18 283	7	2	—	2	1	1	1	—	—	—	—	—
42282	Wine & distilled alcoholic beverage whsle ...	413	4 052	19 365	17	7	2	5	—	2	1	—	—	—	—	—
422820	Wine & distilled alcoholic beverage whsle ...	413	4 052	19 365	17	7	2	5	—	2	1	—	—	—	—	—
4229	Miscellaneous nondurable goods whsle .....	1 371	16 020	88 683	159	102	27	13	12	4	1	—	—	—	—	—
42292	Book, periodical & newspaper whsle .....	476	8 174	43 767	35	16	8	2	7	2	—	—	—	—	—	—
422920	Book, periodical & newspaper whsle .....	476	8 174	43 767	35	16	8	2	7	2	—	—	—	—	—	—
42293	Flower, nursery stock, florists' supplies whsle ..	393	3 093	19 520	22	11	3	3	3	2	—	—	—	—	—	—
422930	Flower, nursery stock, florists' supplies whsle ..	393	3 093	19 520	22	11	3	3	3	2	—	—	—	—	—	—
42294	Tobacco & tobacco product whsle .....	145	1 047	4 287	4	1	2	—	—	—	—	—	—	—	—	—
422940	Tobacco & tobacco product whsle .....	145	1 047	4 287	4	1	2	—	—	—	—	—	—	—	—	—
42295	Paint, varnish & supplies whsle .....	128	1 320	6 305	12	4	4	2	2	—	—	—	—	—	—	—
422950	Paint, varnish & supplies whsle .....	128	1 320	6 305	12	4	4	2	2	—	—	—	—	—	—	—
42299	Other miscellaneous nondurable goods whsle .....	196	2 059	13 385	77	63	9	5	—	—	—	—	—	—	—	—
422990	Other miscellaneous nondurable goods whsle .....	196	2 059	13 385	77	63	9	5	—	—	—	—	—	—	—	—
<b>44-45</b>	<b>Retail trade .....</b>	<b>81 165</b>	<b>399 526</b>	<b>1 797 810</b>	<b>5 536</b>	<b>2 470</b>	<b>1 350</b>	<b>865</b>	<b>511</b>	<b>203</b>	<b>109</b>	<b>27</b>	<b>1</b>			
441	Motor vehicle & parts dealers .....	7 676	64 194	304 811	428	144	110	70	58	39	6	1	—	—	—	—
4411	Automobile dealers .....	5 436	50 607	241 686	173	60	15	17	37	37	6	1	—	—	—	—
44111	New car dealers .....	5 214	48 770	233 551	119	20	7	13	35	37	6	1	—	—	—	—
441110	New car dealers .....	5 214	48 770	233 551	119	20	7	13	35	37	6	1	—	—	—	—
44112	Used car dealers .....	222	1 837	8 135	54	40	8	4	2	—	—	—	—	—	—	—
441120	Used car dealers .....	222	1 837	8 135	54	40	8	4	2	—	—	—	—	—	—	—
4412	Other motor vehicle dealers .....	318	1 874	9 973	32	14	6	5	7	—	—	—	—	—	—	—
44122	Motorcycle & boat & other MV dealers .....	255	1 503	8 068	27	12	5	5	5	—	—	—	—	—	—	—
441221	Motorcycle dealers .....	152	849	4 637	14	6	3	1	4	—	—	—	—	—	—	—
4413	Automotive parts, accessories & tire stores .....	1 922	11 713	53 152	223	70	89	48	14	2	—	—	—	—	—	—
44131	Automotive parts, accessories & tire stores .....	1 326	7 551	34 784	171	63	60	38	10	—	—	—	—	—	—	—
441310	Automotive parts, accessories & tire stores .....	1 326	7 551	34 784	171	63	60	38	10	—	—	—	—	—	—	—
44132	Tire dealers .....	596	4 162	18 368	52	7	29	10	4	2	—	—	—	—	—	—
441320	Tire dealers .....	596	4 162	18 368	52	7	29	10	4	2	—	—	—	—	—	—
442	Furniture & home furnishing stores .....	3 499	20 521	94 799	347	174	78	52	36	5	1	1	—	—	—	—
4421	Furniture stores .....	1 297	9 081	41 295	132	57	37	22	15	—	1	—	—	—	—	—
44211	Furniture stores .....	1 297	9 081	41 295	132	57	37	22	15	—	1	—	—	—	—	—
442110	Furniture stores .....	1 297	9 081	41 295	132	57	37	22	15	—	1	—	—	—	—	—
4422	Home furnishings stores .....	2 202	11 440	53 504	215	117	41	30	21	5	—	—	—	—	—	—
44221	Floor covering stores .....	551	4 479	22 384	89	59	13	10	6	1	—	—	—	—	—	—
442210	Floor covering stores .....	551	4 479	22 384	89	59	13	10	6	1	—	—	—	—	—	—
44229	Other home furnishings stores .....	1 651	6 961	31 120	126	58	28	20	15	4	—	—	—	—	—	—
442299	All other home furnishings stores .....	1 594	6 687	29 872	109	45	25	19	15	4	—	—	—	—	—	—

Table 6. **Counties—Employees, Payroll, and Establishments by Industry: 1999—Con.**

[Excludes most government employees, railroad employees, and self-employed persons. Size class 1 to 4 includes establishments with payroll, but no employees, during mid-March pay period. (D) denotes figures withheld to avoid disclosing data for individual companies; the data are included in broader industry totals. Detailed industries with 100 or more employees are shown if industry was not a (D). For explanation of terms, abbreviations, and data reliability/comparability, see introductory text]

NAICS code	Industry	Number of employees for week including March 12	Payroll (\$1,000)		Total number of establishments	Number of establishments by employment-size class																					
			First quarter	Annual		1 to 4	5 to 9	10 to 19	20 to 49	50 to 99	100 to 249	250 to 499	500 to 999	1,000 or more													
<b>MIDDLESEX—Con.</b>																											
<b>44-45 Retail trade—Con.</b>																											
443	Electronics & appliance stores . . . . .	3 330	28 344	125 285	269	125	70	38	24	7	4	1	—	—													
4431	Electronics & appliance stores . . . . .	3 330	28 344	125 285	269	125	70	38	24	7	4	1	—	—													
44311	Appliance, TV & all other electronics stores . . . . .	1 715	11 080	49 783	138	64	42	17	8	4	2	1	—	—													
443111	Household appliance stores . . . . .	285	1 687	7 702	45	27	9	5	4	—	—	—	—	—													
443112	Radio, television & other electronics stores . . . . .	1 450	9 393	42 081	93	37	33	12	4	4	2	1	—	—													
44312	Computer & software stores . . . . .	1 421	16 439	71 835	104	50	18	15	3	2	—	—	—	—													
443120	Computer & software stores . . . . .	1 421	16 439	71 835	104	50	18	15	3	2	—	—	—	—													
44313	Camera & photographic supplies stores . . . . .	194	825	3 667	27	11	10	5	1	—	—	—	—	—													
443130	Camera & photographic supplies stores . . . . .	194	825	3 667	27	11	10	5	1	—	—	—	—	—													
444	Bldg material & garden equip & supp dealers . . . . .	5 812	41 762	195 651	382	144	92	82	41	14	6	3	—	—													
4441	Building material & supplies dealers . . . . .	5 426	39 445	184 991	328	117	77	74	38	13	6	3	—	—													
44411	Home centers . . . . .	1 297	6 751	32 324	12	—	3	3	2	—	1	3	—	—													
444110	Home centers . . . . .	1 297	6 751	32 324	12	—	3	3	2	—	1	3	—	—													
44412	Paint & wallpaper stores . . . . .	318	1 819	7 735	51	27	13	10	1	—	—	—	—	—													
444120	Paint & wallpaper stores . . . . .	318	1 819	7 735	51	27	13	10	1	—	—	—	—	—													
44413	Hardware stores . . . . .	953	3 716	15 733	78	25	24	21	3	4	1	—	—	—													
444130	Hardware stores . . . . .	953	3 716	15 733	78	25	24	21	3	4	1	—	—	—													
44419	Other building material dealers . . . . .	2 858	27 159	129 199	187	65	37	40	32	9	4	—	—	—													
444190	Other building material dealers . . . . .	2 858	27 159	129 199	187	65	37	40	32	9	4	—	—	—													
4442	Lawn & garden equip & supplies stores . . . . .	386	2 317	10 660	54	27	15	8	3	1	—	—	—	—													
44422	Nursery & garden centers . . . . .	293	1 279	7 550	36	17	10	5	3	1	—	—	—	—													
444220	Nursery & garden centers . . . . .	293	1 279	7 550	36	17	10	5	3	1	—	—	—	—													
445	Food & beverage stores . . . . .	19 698	73 489	315 310	864	416	175	124	54	25	60	10	—	—													
4451	Grocery stores . . . . .	17 157	63 974	270 646	497	238	77	57	31	24	60	10	—	—													
44511	Grocery (except convenience) stores . . . . .	15 845	60 322	254 372	256	104	12	24	22	24	60	10	—	—													
445110	Grocery (except convenience) stores . . . . .	15 845	60 322	254 372	256	104	12	24	22	24	60	10	—	—													
44512	Convenience stores . . . . .	1 312	3 652	16 274	241	134	65	33	9	—	—	—	—	—													
445120	Convenience stores . . . . .	1 312	3 652	16 274	241	134	65	33	9	—	—	—	—	—													
4452	Specialty food stores . . . . .	784	2 655	14 358	125	62	39	16	7	1	—	—	—	—													
44521	Meat markets . . . . .	180	782	3 465	21	8	8	3	2	—	—	—	—	—													
445210	Meat markets . . . . .	180	782	3 465	21	8	8	3	2	—	—	—	—	—													
44523	Fruit & vegetable markets . . . . .	225	876	5 541	20	9	3	4	3	1	—	—	—	—													
445230	Fruit & vegetable markets . . . . .	225	876	5 541	20	9	3	4	3	1	—	—	—	—													
44529	Other specialty food stores . . . . .	332	841	4 677	69	34	25	8	2	—	—	—	—	—													
445291	Baked goods stores . . . . .	107	290	1 425	22	11	7	4	2	—	—	—	—	—													
445292	Confectionery & nut stores . . . . .	173	400	2 374	29	11	14	2	—	—	—	—	—	—													
4453	Beer, wine & liquor stores . . . . .	1 757	6 860	30 306	242	116	59	51	16	—	—	—	—	—													
44531	Beer, wine & liquor stores . . . . .	1 757	6 860	30 306	242	116	59	51	16	—	—	—	—	—													
445310	Beer, wine & liquor stores . . . . .	1 757	6 860	30 306	242	116	59	51	16	—	—	—	—	—													
446	Health & personal care stores . . . . .	7 326	31 254	137 788	416	135	84	67	100	24	6	—	—	—													
4461	Health & personal care stores . . . . .	7 326	31 254	137 788	416	135	84	67	100	24	6	—	—	—													
44611	Pharmacies & drug stores . . . . .	6 057	22 309	94 367	222	32	21	45	96	23	5	—	—	—													
446110	Pharmacies & drug stores . . . . .	6 057	22 309	94 367	222	32	21	45	96	23	5	—	—	—													
44612	Cosmetics, beauty supplies & perfume stores . . . . .	308	1 045	4 399	40	13	17	7	3	—	—	—	—	—													
446120	Cosmetics, beauty supplies & perfume stores . . . . .	308	1 045	4 399	40	13	17	7	3	—	—	—	—	—													
44613	Optical goods stores . . . . .	605	5 813	30 347	90	55	23	10	1	—	1	—	—	—													
446130	Optical goods stores . . . . .	605	5 813	30 347	90	55	23	10	1	—	1	—	—	—													
44619	Other health & personal care stores . . . . .	356	2 087	8 675	64	35	23	5	—	1	—	—	—	—													
446191	Food (health) supplement stores . . . . .	159	622	2 284	31	16	11	4	—	—	—	—	—	—													
446199	All other health & personal care stores . . . . .	197	1 465	6 391	33	19	12	1	—	1	—	—	—	—													
447	Gasoline stations . . . . .	3 064	12 580	54 173	523	275	168	65	13	2	—	—	—	—													
4471	Gasoline stations . . . . .	3 064	12 580	54 173	523	275	168	65	13	2	—	—	—	—													
44711	Gasoline stations with convenience stores . . . . .	903	3 170	14 168	139	58	59	17	5	—	—	—	—	—													
447110	Gasoline stations with convenience stores . . . . .	903	3 170	14 168	139	58	59	17	5	—	—	—	—	—													
44719	Other gasoline stations . . . . .	2 161	9 410	40 005	384	217	109	48	8	2	—	—	—	—													
447190	Other gasoline stations . . . . .	2 161	9 410	40 005	384	217	109	48	8	2	—	—	—	—													
448	Clothing & clothing accessories stores . . . . .	9 188	31 024	137 413	823	289	253	168	81	31	1	—	—	—													
4481	Clothing stores . . . . .	7 397	22 729	102 598	505	137	125	139	72	31	1	—	—	—													
44811	Men's clothing stores . . . . .	584	2 533	10 609	62	18	16	23	5	—	—	—	—	—													
448110	Men's clothing stores . . . . .	584	2 533	10 609	62	18	16	23	5	—	—	—	—	—													
44812	Women's clothing stores . . . . .	2 169	6 465	28 868	210	66	63	55	21	5	—	—	—	—													
448120	Women's clothing stores . . . . .	2 169	6 465	28 868	210	66	63	55	21	5	—	—	—	—													
44813	Children's & infants' clothing stores . . . . .	528	1 203	5 007	41	6	10	18	7	—	—	—	—	—													
448130	Children's & infants' clothing stores . . . . .	528	1 203	5 007	41	6	10	18	7	—	—	—	—	—													
44814	Family clothing stores . . . . .	3 475	10 625	49 184	114	17	12	27	31	26	1	—	—	—													
448140	Family clothing stores . . . . .	3 475	10 625	49 184	114	17	12	27	31	26	1	—	—	—													
44815	Clothing accessories stores . . . . .	256	696	3 224	30	6	14	10	—	—	—	—	—	—													
448150	Clothing accessories stores . . . . .	256	696	3 224	30	6	14	10	—	—	—	—	—	—													
44819	Other clothing stores . . . . .	385	1 207	5 706	48	24	10	6	8	—	—	—	—	—													
448190	Other clothing stores . . . . .	385	1 207	5 706	48	24	10	6	8	—	—	—	—	—													
4482	Shoe stores . . . . .	958	3 683	15 379	157	67	68	17	5	—	—	—	—	—													
44821	Shoe stores . . . . .	958	3 683	15 379	157	67	68	17	5	—	—	—	—	—													
448210	Shoe stores . . . . .	958	3 683	15 379	157	67	68	17	5	—	—	—	—	—													
4483	Jewelry, luggage & leather goods stores . . . . .	833	4 612	19 436	161	85	60	12	4	—	—	—	—	—													
44831	Jewelry stores . . . . .	763	4 250	17 867	146	77	53	12	4	—	—	—	—	—													
448310	Jewelry stores . . . . .	763	4 250	17 867	146	77	53	12	4	—	—	—	—	—													
451	Sporting goods, hobby, book & music stores . . . . .	4 466	15 741	70 128	396	174	94	72	36	19	1	—	—	—													

Note: Employment-size classes are indicated as follows: A—0 to 19; B—20 to 99; C—100 to 249; E—250 to 499; F—500 to 999; G—1,000 to 2,499; H—2,500 to 4,999; I—5,000 to 9,999; J—10,000 to 24,999; K—25,000 to 49,999; L—50,000 to 99,999; M—100,000 or more.



**Table 6. Counties—Employees, Payroll, and Establishments by Industry: 1999—Con.**

[Excludes most government employees, railroad employees, and self-employed persons. Size class 1 to 4 includes establishments with payroll, but no employees, during mid-March pay period. (D) denotes figures withheld to avoid disclosing data for individual companies; the data are included in broader industry totals. Detailed industries with 100 or more employees are shown if industry was not a (D). For explanation of terms, abbreviations, and data reliability/comparability, see introductory text]

NAICS code	Industry	Number of employees for week including March 12	Payroll (\$1,000)		Total number of establishments	Number of establishments by employment-size class									
			First quarter	Annual		1 to 4	5 to 9	10 to 19	20 to 49	50 to 99	100 to 249	250 to 499	500 to 999	1,000 or more	
<b>MIDDLESEX—Con.</b>															
<b>48-49 Transportation &amp; warehousing—Con.</b>															
485	Transit & ground passenger transportation—Con.														
4859	Oth transit & ground passenger transportation	684	2 991	19 679	25	8	5	1	7	3	1	—	—	—	
48599	Oth transit & ground passenger transportation	684	2 991	19 679	25	8	5	1	7	3	1	—	—	—	
485991	Special needs transportation	619	2 758	11 159	17	3	4	—	6	3	1	—	—	—	
488	Transportation support activities	558	4 328	19 059	89	50	24	10	5	—	—	—	—	—	
4884	Road transportation support activities	(C)	(D)	(D)	32	18	10	4	—	—	—	—	—	—	
48841	Motor vehicle towing	149	802	3 611	30	17	9	4	—	—	—	—	—	—	
488410	Motor vehicle towing	149	802	3 611	30	17	9	4	—	—	—	—	—	—	
4885	Freight transportation arrangement	255	2 496	10 770	38	21	9	6	2	—	—	—	—	—	
48851	Freight transportation arrangement	255	2 496	10 770	38	21	9	6	2	—	—	—	—	—	
488510	Freight transportation arrangement	255	2 496	10 770	38	21	9	6	2	—	—	—	—	—	
492	Couriers & messengers	2 052	15 243	66 083	68	32	12	2	12	2	8	—	—	—	
4921	Couriers	1 821	13 909	60 195	44	17	9	—	8	2	8	—	—	—	
49211	Couriers	1 821	13 909	60 195	44	17	9	—	8	2	8	—	—	—	
492110	Couriers	1 821	13 909	60 195	44	17	9	—	8	2	8	—	—	—	
4922	Local messengers & local delivery	231	1 334	5 888	24	15	3	2	4	—	—	—	—	—	
49221	Local messengers & local delivery	231	1 334	5 888	24	15	3	2	4	—	—	—	—	—	
492210	Local messengers & local delivery	231	1 334	5 888	24	15	3	2	4	—	—	—	—	—	
493	Warehousing & storage	390	2 682	11 462	34	14	7	7	6	—	—	—	—	—	
4931	Warehousing & storage	390	2 682	11 462	34	14	7	7	6	—	—	—	—	—	
49311	General warehousing & storage	305	1 864	8 320	28	14	5	5	4	—	—	—	—	—	
493110	General warehousing & storage	305	1 864	8 320	28	14	5	5	4	—	—	—	—	—	
<b>51</b>	<b>Information</b>	<b>48 829</b>	<b>779 171</b>	<b>3 422 455</b>	<b>1 346</b>	<b>622</b>	<b>178</b>	<b>163</b>	<b>191</b>	<b>91</b>	<b>64</b>	<b>23</b>	<b>8</b>	<b>6</b>	
511	Publishing industries	26 509	491 261	2 129 435	588	227	77	81	104	44	32	16	5	2	
5111	Newspaper, periodical, book, database publishers	6 581	84 937	338 195	194	99	24	18	30	6	11	4	2	—	
51111	Newspaper publishers	1 460	11 915	47 697	37	15	8	6	3	—	3	2	—	—	
511110	Newspaper publishers	1 460	11 915	47 697	37	15	8	6	3	—	3	2	—	—	
51112	Periodical publishers	2 655	43 454	184 607	83	45	7	7	14	3	5	1	1	—	
511120	Periodical publishers	2 655	43 454	184 607	83	45	7	7	14	3	5	1	1	—	
51113	Book publishers	2 046	24 510	86 607	44	22	4	2	9	3	2	1	1	—	
511130	Book publishers	2 046	24 510	86 607	44	22	4	2	9	3	2	1	1	—	
51119	Other publishers	347	3 746	15 079	20	10	4	2	3	—	1	—	—	—	
511199	All other publishers	347	3 746	15 079	20	10	4	2	3	—	1	—	—	—	
5112	Software publishers	19 928	406 324	1 791 240	394	128	53	63	74	38	21	12	3	2	
51121	Software publishers	19 928	406 324	1 791 240	394	128	53	63	74	38	21	12	3	2	
511210	Software publishers	19 928	406 324	1 791 240	394	128	53	63	74	38	21	12	3	2	
512	Motion picture & sound recording industries	1 283	7 349	28 155	148	101	22	5	14	5	1	—	—	—	
5121	Motion picture & video industries	1 213	6 880	26 158	127	84	19	5	13	5	1	—	—	—	
51211	Motion picture & video production	332	4 389	15 110	77	60	12	3	1	1	—	—	—	—	
512110	Motion picture & video production	332	4 389	15 110	77	60	12	3	1	1	—	—	—	—	
51213	Motion picture & video exhibition	784	1 575	6 837	27	6	3	2	11	4	1	—	—	—	
512131	Motion picture theaters (except drive-ins)	784	1 575	6 837	27	6	3	2	11	4	1	—	—	—	
513	Broadcasting & telecommunications	11 252	120 426	498 216	341	157	46	46	44	20	21	5	—	2	
5131	Radio & television broadcasting	403	6 085	27 562	32	13	9	3	5	2	—	—	—	—	
51311	Radio broadcasting	361	5 649	25 446	26	11	6	3	4	2	—	—	—	—	
513112	Radio stations	349	5 505	23 241	23	9	5	3	4	2	—	—	—	—	
5132	Cable networks & program distribution	1 006	8 395	37 150	33	18	3	4	2	1	4	1	—	—	
51321	Cable networks	349	2 788	14 316	14	8	2	1	—	1	2	—	—	—	
513210	Cable networks	349	2 788	14 316	14	8	2	1	—	1	2	—	—	—	
51322	Cable & other program distribution	657	5 607	22 834	19	10	1	3	2	—	2	1	—	—	
513220	Cable & other program distribution	657	5 607	22 834	19	10	1	3	2	—	2	1	—	—	
5133	Telecommunications	9 843	105 946	433 504	276	126	34	39	37	17	17	4	—	2	
51331	Wired telecommunications carriers	5 566	72 156	294 502	179	76	25	21	28	13	12	4	—	—	
513310	Wired telecommunications carriers	5 566	72 156	294 502	179	76	25	21	28	13	12	4	—	—	
51332	Wireless telecom carriers (exc satellite)	2 833	22 327	89 255	58	26	7	9	7	3	5	—	—	1	
513321	Paging	452	6 457	20 786	22	11	4	3	1	1	2	—	—	—	
513322	Cellular & other wireless telecommunications	2 381	15 870	68 469	36	15	3	6	6	2	3	—	—	1	
51333	Telecommunications resellers	1 240	9 283	40 342	21	13	1	6	—	—	—	—	—	1	
513330	Telecommunications resellers	1 240	9 283	40 342	21	13	1	6	—	—	—	—	—	1	
51339	Other telecommunications	106	1 066	5 348	12	8	—	2	—	—	—	—	—	—	
513390	Other telecommunications	106	1 066	5 348	12	8	—	2	—	—	—	—	—	—	
514	Information & data processing services	9 785	160 135	766 649	269	137	33	31	29	22	10	2	3	2	
5141	Information services	4 357	93 872	495 607	163	90	17	17	16	13	8	1	—	1	
51411	News syndicates	268	2 949	8 661	6	2	—	1	1	1	—	—	—	—	
514110	News syndicates	268	2 949	8 661	6	2	—	1	1	1	—	—	—	—	
51419	Other information services	4 062	90 811	486 409	150	83	15	16	15	12	7	1	—	1	
5142	Data processing services	5 428	66 263	271 042	106	47	16	14	13	9	2	1	3	1	
51421	Data processing services	5 428	66 263	271 042	106	47	16	14	13	9	2	1	3	1	
514210	Data processing services	5 428	66 263	271 042	106	47	16	14	13	9	2	1	3	1	
<b>52</b>	<b>Finance &amp; insurance</b>	<b>26 791</b>	<b>335 607</b>	<b>1 344 170</b>	<b>1 895</b>	<b>917</b>	<b>486</b>	<b>257</b>	<b>139</b>	<b>48</b>	<b>39</b>	<b>6</b>	<b>2</b>	<b>1</b>	
522	Credit intermediation & related activities	12 572	129 066	506 966	737	180	280	158	69	26	20	3	1	—	
5221	Depository credit intermediation	10 392	97 932	381 023	538	85	232	135	45	19	18	3	1	—	
52211	Commercial banking	4 900	48 336	179 206	232	25	128	59	4	4	8	3	1	—	
522110	Commercial banking	4 900	48 336	179 206	232	25	128	59	4	4	8	3	1	—	
52212	Savings institutions	4 380	41 230	167 617	217	17	78	67	37	11	7	—	—	—	
522120	Savings institutions	4 380	41 230	167 617	217	17	78	67	37	11	7	—	—	—	
52213	Credit unions	1 112	8 366	34 200	89	43	26	9	4	4	3	—	—	—	
522130	Credit unions	1 112	8 366	34 200	89	43	26	9	4	4	3	—	—	—	

Note: Employment-size classes are indicated as follows: A—0 to 19; B—20 to 99; C—100 to 249; E—250 to 499; F—500 to 2,499; G—1,000 to 2,499; H—2,500 to 4,999; I—5,000 to 9,999; J—10,000 to 24,999; K—25,000 to 49,999; L—50,000 to 99,999; M—100,000 or more.

**Table 6. Counties—Employees, Payroll, and Establishments by Industry: 1999—Con.**

[Excludes most government employees, railroad employees, and self-employed persons. Size class 1 to 4 includes establishments with payroll, but no employees, during mid-March pay period. (D) denotes figures withheld to avoid disclosing data for individual companies; the data are included in broader industry totals. Detailed industries with 100 or more employees are shown if industry was not a (D). For explanation of terms, abbreviations, and data reliability/comparability, see introductory text]

NAICS code	Industry	Number of employees for week including March 12	Payroll (\$1,000)		Total number of establishments	Number of establishments by employment-size class									
			First quarter	Annual		1 to 4	5 to 9	10 to 19	20 to 49	50 to 99	100 to 249	250 to 499	500 to 999	1,000 or more	
<b>MIDDLESEX—Con.</b>															
<b>52</b>	<b>Finance &amp; insurance—Con.</b>														
522	Credit intermediation & related activities—Con.														
5222	Nondepository credit intermediation	1 874	26 822	106 222	137	59	32	15	22	7	2	—	—	—	
52222	Sales financing (E)	(D)	(D)	(D)	33	19	8	—	4	1	1	—	—	—	
52229	Other nondepository credit intermediation	1 505	20 326	79 563	103	40	24	15	17	6	1	—	—	—	
522291	Consumer lending	124	1 319	5 303	10	4	4	1	—	1	—	—	—	—	
522292	Real estate credit	1 337	18 667	72 682	81	26	20	12	17	5	1	—	—	—	
5223	Activities related to credit intermediation	306	4 312	19 721	62	36	16	8	2	—	—	—	—	—	
52231	Mortgage & nonmortgage brokers	229	3 130	12 768	43	24	11	7	1	—	—	—	—	—	
522310	Mortgage & nonmortgage brokers	229	3 130	12 768	43	24	11	7	1	—	—	—	—	—	
523	Security, commodity contracts & like activity	2 124	52 968	222 243	346	273	30	16	22	—	5	—	—	—	
5231	Scrtcy & comdty contracts intermed & brokerage	581	14 813	58 655	80	64	7	2	5	—	2	—	—	—	
52312	Securities brokerage	489	13 080	50 227	58	47	3	2	4	—	2	—	—	—	
523120	Securities brokerage	489	13 080	50 227	58	47	3	2	4	—	2	—	—	—	
5239	Other financial investment activities	1 543	38 155	163 588	266	209	23	14	17	—	3	—	—	—	
52391	Miscellaneous intermediation	147	4 121	18 146	33	25	3	4	1	—	—	—	—	—	
523910	Miscellaneous intermediation	147	4 121	18 146	33	25	3	4	1	—	—	—	—	—	
52392	Portfolio management	844	27 122	103 989	111	79	13	8	9	—	2	—	—	—	
523920	Portfolio management	844	27 122	103 989	111	79	13	8	9	—	2	—	—	—	
52393	Investment advice	497	6 489	38 672	99	84	6	1	7	—	1	—	—	—	
523930	Investment advice	497	6 489	38 672	99	84	6	1	7	—	1	—	—	—	
524	Insurance carriers & related activities	12 011	152 068	604 316	798	455	175	80	47	22	14	3	1	1	
5241	Insurance carriers	6 965	84 403	334 932	128	34	22	23	24	10	11	2	1	1	
52411	Direct life, health, medical insurance carriers	4 204	47 411	188 099	76	22	18	13	13	5	3	—	1	1	
524113	Direct life insurance carriers	1 202	15 957	58 022	63	19	15	13	9	4	3	—	—	—	
524114	Direct health & medical insurance carriers	3 002	31 454	130 077	13	3	3	—	4	1	—	—	1	1	
52412	Other direct insurance carriers	2 761	36 992	146 833	52	12	4	10	11	5	8	2	—	—	
5242	Agencies & other insurance related activities	5 046	67 665	269 384	670	421	153	57	23	12	3	1	—	—	
52421	Insurance agencies & brokerages	3 787	53 609	207 627	585	377	136	47	16	7	1	1	—	—	
524210	Insurance agencies & brokerages	3 787	53 609	207 627	585	377	136	47	16	7	1	1	—	—	
52429	Other insurance related activities	1 259	14 056	61 757	85	44	17	10	7	5	2	—	—	—	
524291	Claims adjusting	336	4 035	16 647	30	15	9	3	1	1	1	—	—	—	
524292	Insurance & pension funds, third party admin	709	8 131	36 815	39	19	5	7	5	2	1	—	—	—	
524298	All other insurance related activities	214	1 890	8 295	16	10	3	—	1	2	—	—	—	—	
<b>53</b>	<b>Real estate &amp; rental &amp; leasing</b>	<b>11 034</b>	<b>88 810</b>	<b>404 671</b>	<b>1 401</b>	<b>932</b>	<b>264</b>	<b>126</b>	<b>51</b>	<b>17</b>	<b>8</b>	<b>1</b>	<b>2</b>	<b>—</b>	
531	Real estate	7 104	60 627	267 689	1 074	792	166	66	30	12	6	1	1	—	
5311	Lessors of real estate	2 035	13 113	59 681	397	297	66	24	5	4	—	1	—	—	
53111	Lessors of residential buildings & dwellings	1 320	7 763	34 916	200	143	34	18	1	3	—	1	—	—	
531110	Lessors of residential buildings & dwellings	1 320	7 763	34 916	200	143	34	18	1	3	—	1	—	—	
53112	Lessors of nonres bldg (exc miniwarehouses)	583	4 601	20 551	156	124	22	6	3	1	—	—	—	—	
531120	Lessors of nonres bldg (exc miniwarehouses)	583	4 601	20 551	156	124	22	6	3	1	—	—	—	—	
5312	Offices of real estate agents & brokers	1 368	13 978	60 833	331	266	49	10	4	1	1	—	—	—	
53121	Offices of real estate agents & brokers	1 368	13 978	60 833	331	266	49	10	4	1	1	—	—	—	
531210	Offices of real estate agents & brokers	1 368	13 978	60 833	331	266	49	10	4	1	1	—	—	—	
5313	Activities related to real estate	3 701	33 536	147 175	346	229	51	32	21	7	5	—	1	—	
53131	Real estate property managers	3 232	29 080	125 004	230	136	37	27	18	6	5	—	1	—	
531311	Residential property managers	1 562	12 701	56 681	144	92	24	9	12	4	3	—	—	—	
531312	Nonresidential property managers	1 670	16 379	68 323	86	44	13	18	6	2	2	—	1	—	
53132	Offices of real estate appraisers	165	1 273	5 747	37	5	3	1	—	—	—	—	—	—	
531320	Offices of real estate appraisers	165	1 273	5 747	37	5	3	1	—	—	—	—	—	—	
53139	Other activities related to real estate	304	3 183	16 424	70	56	9	2	2	1	—	—	—	—	
531390	Other activities related to real estate	304	3 183	16 424	70	56	9	2	2	1	—	—	—	—	
532	Rental & leasing services	3 719	25 132	119 679	318	134	98	59	20	5	1	—	1	—	
5321	Automotive equipment rental & leasing	1 125	9 155	41 273	54	38	9	5	1	—	—	—	1	—	
53211	Passenger car rental & leasing	1 008	8 318	37 423	36	26	6	3	—	—	—	—	1	—	
532111	Passenger car rental	971	7 786	35 918	29	22	4	2	—	—	—	—	1	—	
53212	Truck, utility trailer & RV rental & leasing	117	837	3 850	18	12	3	2	1	—	—	—	—	—	
532120	Truck, utility trailer & RV rental & leasing	117	837	3 850	18	12	3	2	1	—	—	—	—	—	
5322	Consumer goods rental	1 597	5 924	26 927	172	52	62	44	11	3	—	—	—	—	
53223	Video tape & disc rental	1 163	3 033	11 910	120	25	49	37	8	1	—	—	—	—	
532230	Video tape & disc rental	1 163	3 033	11 910	120	25	49	37	8	1	—	—	—	—	
53229	Other consumer goods rental	332	2 478	12 845	32	15	7	6	2	2	—	—	—	—	
532299	All other consumer goods rental	260	1 798	9 567	20	7	6	4	1	2	—	—	—	—	
5323	General rental centers	273	1 961	9 539	30	10	14	4	1	1	—	—	—	—	
53231	General rental centers	273	1 961	9 539	30	10	14	4	1	1	—	—	—	—	
532310	General rental centers	273	1 961	9 539	30	10	14	4	1	1	—	—	—	—	
5324	Commercial, industrial equip rental & leasing	724	8 092	41 940	62	34	13	6	7	1	1	—	—	—	
53242	Office machinery & equipment rental & leasing	378	4 521	24 655	18	11	2	1	2	1	1	—	—	—	
532420	Office machinery & equipment rental & leasing	378	4 521	24 655	18	11	2	1	2	1	1	—	—	—	
53249	Oth commercial, industrial equip rental, lease	254	2 764	13 894	29	15	7	3	4	—	—	—	—	—	
532490	Oth commercial, industrial equip rental, lease	254	2 764	13 894	29	15	7	3	4	—	—	—	—	—	
533	Lessors of other nonfinancial intangible asset	211	3 051	17 303	9	6	—	1	1	—	1	—	—	—	
5331	Lessors of other nonfinancial intangible asset	211	3 051	17 303	9	6	—	1	1	—	1	—	—	—	
53311	Lessors of other nonfinancial intangible asset	211	3 051	17 303	9	6	—	1	1	—	1	—	—	—	
533110	Lessors of other nonfinancial intangible asset	211	3 051	17 303	9	6	—	1	1	—	1	—	—	—	

Note: Employment-size classes are indicated as follows: A—0 to 19; B—20 to 99; C—100 to 249; E—250 to 499; F—500 to 999; G—1,000 to 2,499; H—2,500 to 4,999; I—5,000 to 9,999; J—10,000 to 24,999; K—25,000 to 49,999; L—50,000 to 99,999; M—100,000 or more.

**Table 6. Counties—Employees, Payroll, and Establishments by Industry: 1999—Con.**

[Excludes most government employees, railroad employees, and self-employed persons. Size class 1 to 4 includes establishments with payroll, but no employees, during mid-March pay period. (D) denotes figures withheld to avoid disclosing data for individual companies; the data are included in broader industry totals. Detailed industries with 100 or more employees are shown if industry was not a (D). For explanation of terms, abbreviations, and data reliability/comparability, see introductory text]

NAICS code	Industry	Number of employees for week including March 12	Payroll (\$1,000)		Total number of establishments	Number of establishments by employment-size class									
			First quarter	Annual		1 to 4	5 to 9	10 to 19	20 to 49	50 to 99	100 to 249	250 to 499	500 to 999	1,000 or more	
<b>MIDDLESEX—Con.</b>															
<b>54</b>	<b>Professional, scientific &amp; technical services</b>	<b>89 482</b>	<b>1 436 684</b>	<b>6 346 897</b>	<b>6 582</b>	<b>4 295</b>	<b>921</b>	<b>591</b>	<b>441</b>	<b>179</b>	<b>102</b>	<b>36</b>	<b>9</b>	<b>8</b>	
541	Professional, scientific & technical services	89 482	1 436 684	6 346 897	6 582	4 295	921	591	441	179	102	36	9	8	
5411	Legal services	3 611	30 171	139 230	947	747	121	58	17	1	3	—	—	—	
54111	Offices of lawyers	3 497	29 306	135 601	927	732	119	56	16	1	3	—	—	—	
541110	Offices of lawyers	3 497	29 306	135 601	927	732	119	56	16	1	3	—	—	—	
54119	Other legal services	114	865	3 629	20	15	2	2	1	—	—	—	—	—	
5412	Accounting, tax prep, bookkeep, payroll services	5 054	41 682	191 651	561	389	96	43	15	10	4	3	1	—	
54121	Accounting, tax prep, bookkeep, payroll services	5 054	41 682	191 651	561	389	96	43	15	10	4	3	1	—	
541211	Offices of certified public accountants	2 231	23 361	113 273	324	215	70	26	9	2	1	—	—	—	
541213	Tax preparation services	731	2 066	5 764	58	46	5	4	—	1	1	—	—	—	
541214	Payroll services	1 294	10 485	44 622	22	4	6	3	1	4	2	—	—	—	
541219	Other accounting services	798	5 770	27 992	157	124	15	10	5	3	—	—	—	—	
5413	Architectural, engineering & related services	17 914	223 736	1 001 123	1 039	605	164	116	85	37	19	9	2	2	
54131	Architectural services	4 556	61 626	269 891	253	151	44	27	15	8	4	3	—	1	
541310	Architectural services	4 556	61 626	269 891	253	151	44	27	15	8	4	3	—	1	
54132	Landscape architectural services	417	2 902	20 260	106	84	11	6	4	1	—	—	—	—	
541320	Landscape architectural services	417	2 902	20 260	106	84	11	6	4	1	—	—	—	—	
54133	Engineering services	11 921	150 438	669 769	569	308	89	71	53	24	15	6	2	1	
541330	Engineering services	11 921	150 438	669 769	569	308	89	71	53	24	15	6	2	1	
54137	Surveying, mapping (exc geophysical) services	261	2 100	9 260	45	29	10	2	4	—	—	—	—	—	
541370	Surveying, mapping (exc geophysical) services	261	2 100	9 260	45	29	10	2	4	—	—	—	—	—	
54138	Testing laboratories	613	5 244	24 269	38	10	8	9	8	3	—	—	—	—	
541380	Testing laboratories	613	5 244	24 269	38	10	8	9	8	3	—	—	—	—	
5414	Specialized design services	1 144	12 801	60 913	240	170	41	19	9	1	—	—	—	—	
54141	Interior design services	315	3 476	16 119	73	56	9	3	5	—	—	—	—	—	
541410	Interior design services	315	3 476	16 119	73	56	9	3	5	—	—	—	—	—	
54142	Industrial design services	220	3 113	14 642	20	8	6	4	1	1	—	—	—	—	
541420	Industrial design services	220	3 113	14 642	20	8	6	4	1	1	—	—	—	—	
54143	Graphic design services	586	5 978	29 399	141	102	24	12	3	—	—	—	—	—	
541430	Graphic design services	586	5 978	29 399	141	102	24	12	3	—	—	—	—	—	
5415	Computer systems design & related services	25 749	456 745	2 040 688	1 660	1 093	192	140	125	62	30	13	4	1	
54151	Computer systems design & related services	25 749	456 745	2 040 688	1 660	1 093	192	140	125	62	30	13	4	1	
541511	Custom computer programming services	13 893	256 566	1 123 139	783	487	82	77	76	32	18	9	2	—	
541512	Computer systems design services	9 303	165 467	767 359	623	407	86	48	41	25	11	3	1	1	
541513	Computer facilities management services	1 335	19 344	64 441	14	5	1	2	2	1	—	1	—	—	
541519	Other computer related services	1 218	15 368	85 749	240	194	23	13	6	3	—	1	—	—	
5416	Management, sci & tech consulting services	11 802	219 382	1 065 609	1 095	756	148	86	68	24	8	3	—	2	
54161	Management consulting services	8 158	160 474	790 545	870	614	106	66	55	20	6	2	—	1	
541611	Admin & gen management consulting services	4 553	101 011	481 175	454	330	52	29	29	10	2	1	—	1	
541612	Human res & exec search consulting services	1 631	34 493	164 524	186	118	28	19	14	5	2	—	—	—	
541613	Marketing consulting services	1 415	15 870	81 438	159	116	14	14	9	4	1	1	—	—	
541614	Process, phys dist & log consulting services	413	7 278	53 616	46	34	7	2	1	1	1	—	—	—	
541618	Other management consulting services	146	1 822	9 792	25	16	5	2	—	—	—	—	—	—	
54162	Environmental consulting services	704	7 690	37 397	82	43	20	11	7	—	1	—	—	—	
541620	Environmental consulting services	704	7 690	37 397	82	43	20	11	7	—	1	—	—	—	
54169	Oth scientific & technical consulting services	2 940	51 218	237 667	143	99	22	9	6	4	1	1	—	1	
541690	Oth scientific & technical consulting services	2 940	51 218	237 667	143	99	22	9	6	4	1	1	—	1	
5417	Scientific R&D services	17 276	376 832	1 506 597	400	152	54	56	67	32	28	6	2	3	
54171	R&D in physical, engineering & life sciences	14 734	344 024	1 345 116	345	129	44	49	60	29	27	3	1	3	
541710	R&D in physical, engineering & life sciences	14 734	344 024	1 345 116	345	129	44	49	60	29	27	3	1	3	
54172	R&D in social sciences & humanities	2 542	32 808	161 481	55	23	10	7	7	3	1	3	1	—	
541720	R&D in social sciences & humanities	2 542	32 808	161 481	55	23	10	7	7	3	1	3	1	—	
5418	Advertising & related services	3 894	45 192	206 985	291	173	40	27	34	8	1	—	—	—	
54181	Advertising agencies	827	9 017	41 937	99	58	14	13	12	2	—	—	—	—	
541810	Advertising agencies	827	9 017	41 937	99	58	14	13	12	2	—	—	—	—	
54182	Public relations agencies	968	13 578	63 940	52	32	6	4	4	3	3	—	—	—	
541820	Public relations agencies	968	13 578	63 940	52	32	6	4	4	3	3	—	—	—	
54183	Media buying agencies	189	2 796	13 828	8	3	—	1	2	2	—	—	—	—	
541830	Media buying agencies	189	2 796	13 828	8	3	—	1	2	2	—	—	—	—	
54184	Media representatives	106	1 131	6 065	17	11	3	1	2	—	—	—	—	—	
541840	Media representatives	106	1 131	6 065	17	11	3	1	2	—	—	—	—	—	
54185	Display advertising	(C)	(D)	(D)	7	5	—	1	—	—	1	—	—	—	
54186	Direct mail advertising	1 062	9 804	37 193	38	15	3	3	12	1	4	—	—	—	
541860	Direct mail advertising	1 062	9 804	37 193	38	15	3	3	12	1	4	—	—	—	
54189	Other services related to advertising	603	7 007	36 934	67	47	14	3	2	—	—	1	—	—	
541890	Other services related to advertising	603	7 007	36 934	67	47	14	3	2	—	—	1	—	—	
5419	Oth professional, scientific, technical services	3 038	30 143	134 101	349	210	65	46	21	4	2	1	—	—	
54191	Marketing research & public opinion polling	1 613	21 993	94 161	71	28	15	13	8	4	2	1	—	—	
541910	Marketing research & public opinion polling	1 613	21 993	94 161	71	28	15	13	8	4	2	1	—	—	
54192	Photographic services	284	1 234	6 456	92	74	15	5	1	—	—	—	—	—	
541921	Photography studios, portrait	215	901	4 987	65	51	10	3	1	—	—	—	—	—	
54194	Veterinary services	953	4 962	22 400	99	31	31	27	10	—	—	—	—	—	
541940	Veterinary services	953	4 962	22 400	99	31	31	27	10	—	—	—	—	—	
54199	All oth prof, scientific & technical services	111	1 104	7 674	77	70	6	1	—	—	—	—	—	—	
541990	All oth prof, scientific & technical services	111	1 104	7 674	77	70	6	1	—	—	—	—	—	—	
<b>55</b>	<b>Management of companies &amp; enterprises</b>	<b>32 864</b>	<b>684 194</b>	<b>2 735 340</b>	<b>352</b>	<b>89</b>	<b>47</b>	<b>51</b>	<b>67</b>	<b>34</b>	<b>33</b>	<b>17</b>	<b>9</b>	<b>5</b>	
551	Management of companies & enterprises	32 864	684 194	2 735 340	352	89	47	51	67	34	33	17	9	5	

Note: Employment-size classes are indicated as follows: A—0 to 19; B—20 to 99; C—100 to 249; E—250 to 499; F—500 to 999; G—1,000 to 2,499; H—2,500 to 4,999; I—5,000 to 9,999; J—10,000 to 24,999; K—25,000 to 49,999; L—50,000 to 99,999; M—100,000 or more.

**Table 6. Counties—Employees, Payroll, and Establishments by Industry: 1999—Con.**

[Excludes most government employees, railroad employees, and self-employed persons. Size class 1 to 4 includes establishments with payroll, but no employees, during mid-March pay period. (D) denotes figures withheld to avoid disclosing data for individual companies; the data are included in broader industry totals. Detailed industries with 100 or more employees are shown if industry was not a (D). For explanation of terms, abbreviations, and data reliability/comparability, see introductory text]

NAICS code	Industry	Number of employees for week including March 12	Payroll (\$1,000)		Total number of establishments	Number of establishments by employment-size class									
			First quarter	Annual		1 to 4	5 to 9	10 to 19	20 to 49	50 to 99	100 to 249	250 to 499	500 to 999	1,000 or more	
<b>MIDDLESEX—Con.</b>															
<b>55</b>	<b>Management of companies &amp; enterprises—Con.</b>														
551	Management of companies & enterprises—Con.														
5511	Management of companies & enterprises .....	32 864	684 194	2 735 340	352	89	47	51	67	34	33	17	9	5	
55111	Management of companies & enterprises .....	32 864	684 194	2 735 340	352	89	47	51	67	34	33	17	9	5	
551114	Corp, subsidiary & regional managing offices .....	31 462	663 726	2 651 158	302	68	37	46	61	30	30	16	9	5	
<b>56</b>	<b>Admin, support, waste mgt, remediation services</b>	<b>65 211</b>	<b>455 406</b>	<b>2 148 445</b>	<b>2 577</b>	<b>1 477</b>	<b>401</b>	<b>252</b>	<b>189</b>	<b>110</b>	<b>96</b>	<b>34</b>	<b>13</b>	<b>5</b>	
561	Administrative & support services .....	63 669	439 747	2 080 529	2 487	1 437	381	243	176	105	93	34	13	5	
5611	Office administrative services .....	3 864	38 514	173 282	168	71	31	32	20	6	6	—	2	—	
56111	Office administrative services .....	3 864	38 514	173 282	168	71	31	32	20	6	6	—	2	—	
561110	Office administrative services .....	3 864	38 514	173 282	168	71	31	32	20	6	6	—	2	—	
5612	Facilities support services .....	497	5 254	24 087	13	2	2	3	3	2	1	—	—	—	
56121	Facilities support services .....	497	5 254	24 087	13	2	2	3	3	2	1	—	—	—	
561210	Facilities support services .....	497	5 254	24 087	13	2	2	3	3	2	1	—	—	—	
5613	Employment services .....	31 347	244 491	1 161 918	406	139	42	35	49	54	59	20	5	3	
56131	Employment placement agencies .....	1 478	9 772	48 930	89	44	19	10	9	4	2	1	—	—	
561310	Employment placement agencies .....	1 478	9 772	48 930	89	44	19	10	9	4	2	1	—	—	
56132	Temporary help services .....	24 259	189 068	844 793	275	78	19	21	36	46	53	16	4	2	
561320	Temporary help services .....	24 259	189 068	844 793	275	78	19	21	36	46	53	16	4	2	
56133	Employee leasing services .....	5 610	45 651	268 195	42	17	4	4	4	4	4	3	1	1	
561330	Employee leasing services .....	5 610	45 651	268 195	42	17	4	4	4	4	4	3	1	1	
5614	Business support services .....	4 019	29 602	125 551	215	100	37	31	29	12	2	4	—	—	
56141	Document preparation services .....	644	2 540	11 626	27	15	3	4	1	3	—	1	—	—	
561410	Document preparation services .....	644	2 540	11 626	27	15	3	4	1	3	—	1	—	—	
56142	Telephone call centers .....	1 068	5 861	25 626	45	18	6	9	6	4	1	1	—	—	
561421	Telephone answering services .....	284	1 153	4 796	22	8	2	7	4	1	—	—	—	—	
561422	Telemarketing bureaus .....	784	4 708	20 830	23	10	4	2	2	3	1	1	—	—	
56143	Business service centers .....	893	7 415	27 076	77	37	17	9	13	—	1	—	—	—	
561439	Oth business service centers (incl copy shops) .....	794	6 909	24 464	49	14	15	7	12	—	1	—	—	—	
56144	Collection agencies .....	705	4 884	22 001	29	9	6	5	6	2	—	1	—	—	
561440	Collection agencies .....	705	4 884	22 001	29	9	6	5	6	2	—	1	—	—	
56145	Credit bureaus .....	136	1 567	5 222	5	1	1	1	1	1	—	—	—	—	
561450	Credit bureaus .....	136	1 567	5 222	5	1	1	1	1	1	—	—	—	—	
56149	Other business support services .....	573	7 335	34 000	32	20	4	3	2	2	—	1	—	—	
561491	Repossession services .....	139	1 531	6 689	9	6	1	—	—	2	—	—	—	—	
561499	All other business support services .....	395	5 275	24 706	15	9	2	1	2	—	—	1	—	—	
5615	Travel arrangement & reservation services .....	2 849	21 866	92 437	374	260	72	26	9	3	2	1	1	—	
56151	Travel agencies .....	1 679	11 529	47 819	337	239	66	22	7	1	2	—	—	—	
561510	Travel agencies .....	1 679	11 529	47 819	337	239	66	22	7	1	2	—	—	—	
56152	Tour operators .....	421	3 741	17 171	15	8	2	2	1	1	—	1	—	—	
561520	Tour operators .....	421	3 741	17 171	15	8	2	2	1	1	—	1	—	—	
56159	Oth travel arrangement & reservation services .....	749	6 596	27 447	22	13	4	2	1	1	—	—	1	—	
561599	All oth travel arrange & reservation services .....	737	6 509	27 087	18	10	3	2	1	1	—	—	1	—	
5616	Investigation & security services .....	5 510	36 045	181 220	122	59	15	12	11	10	7	6	2	—	
56161	Investigation, guard & armored car services ..	4 634	18 400	78 848	73	31	5	8	7	8	7	5	2	—	
561611	Investigation services .....	162	866	3 261	26	16	4	4	2	—	—	—	—	—	
561612	Security guards & patrol services .....	4 041	15 289	65 918	43	14	1	4	5	7	6	4	2	—	
561613	Armored car services .....	431	2 245	9 669	4	1	—	—	—	1	1	1	—	—	
56162	Security systems services .....	876	17 645	102 372	49	28	10	4	4	2	—	1	—	—	
561621	Security systems services (except locksmiths) .....	791	17 020	99 434	28	13	5	4	3	2	—	1	—	—	
5617	Services to buildings & dwellings .....	13 183	46 454	238 303	995	686	149	81	45	14	14	1	3	2	
56171	Exterminating & pest control services .....	367	2 652	13 936	47	33	6	4	2	2	—	—	—	—	
561710	Exterminating & pest control services .....	367	2 652	13 936	47	33	6	4	2	2	—	—	—	—	
56172	Janitorial services .....	10 500	33 235	144 914	309	152	61	38	28	11	13	1	3	2	
561720	Janitorial services .....	10 500	33 235	144 914	309	152	61	38	28	11	13	1	3	2	
56173	Landscaping services .....	1 866	8 262	66 318	549	441	63	33	10	1	1	—	—	—	
561730	Landscaping services .....	1 866	8 262	66 318	549	441	63	33	10	1	1	—	—	—	
56174	Carpet & upholstery cleaning services .....	278	1 230	6 031	51	34	10	4	3	—	—	—	—	—	
561740	Carpet & upholstery cleaning services .....	278	1 230	6 031	51	34	10	4	3	—	—	—	—	—	
56179	Other services to buildings & dwellings .....	172	1 075	7 104	39	26	9	2	2	—	—	—	—	—	
561790	Other services to buildings & dwellings .....	172	1 075	7 104	39	26	9	2	2	—	—	—	—	—	
5619	Other support services .....	2 400	17 521	83 731	194	120	33	23	10	4	2	2	—	—	
56191	Packaging & labeling services .....	279	2 174	10 878	11	4	3	2	—	1	1	—	—	—	
561910	Packaging & labeling services .....	279	2 174	10 878	11	4	3	2	—	1	1	—	—	—	
56192	Convention & trade show organizers .....	460	5 276	24 283	40	22	6	6	4	1	1	—	—	—	
561920	Convention & trade show organizers .....	460	5 276	24 283	40	22	6	6	4	1	1	—	—	—	
56199	All other support services .....	1 661	10 071	48 570	143	94	24	15	6	2	—	2	—	—	
561990	All other support services .....	1 661	10 071	48 570	143	94	24	15	6	2	—	2	—	—	
562	Waste management & remediation services .....	1 542	15 659	67 916	90	40	20	9	13	5	3	—	—	—	
5621	Waste collection .....	874	9 157	37 666	33	13	8	3	4	2	3	—	—	—	
56211	Waste collection .....	874	9 157	37 666	33	13	8	3	4	2	3	—	—	—	
562111	Solid waste collection .....	774	7 987	32 809	25	8	7	3	3	1	3	—	—	—	
5622	Waste treatment & disposal .....	181	1 880	8 935	11	4	3	—	3	1	—	—	—	—	
56221	Waste treatment & disposal .....	181	1 880	8 935	11	4	3	—	3	1	—	—	—	—	
5629	Remediation & oth waste management services .....	487	4 622	21 315	46	23	9	6	6	2	—	—	—	—	
56291	Remediation services .....	249	2 642	12 415	12	3	3	2	2	2	—	—	—	—	
562910	Remediation services .....	249	2 642	12 415	12	3	3	2	2	2	—	—	—	—	
56299	All other waste management services .....	162	1 347	5 769	24	16	2	3	3	—	—	—	—	—	

Note: Employment-size classes are indicated as follows: A—0 to 19; B—20 to 99; C—100 to 249; E—250 to 499; F—500 to 999; G—1,000 to 2,499; H—2,500 to 4,999; I—5,000 to 9,999; J—10,000 to 24,999; K—25,000 to 49,999; L—50,000 to 99,999; M—100,000 or more.

**Table 6. Counties—Employees, Payroll, and Establishments by Industry: 1999—Con.**

[Excludes most government employees, railroad employees, and self-employed persons. Size class 1 to 4 includes establishments with payroll, but no employees, during mid-March pay period. (D) denotes figures withheld to avoid disclosing data for individual companies; the data are included in broader industry totals. Detailed industries with 100 or more employees are shown if industry was not a (D). For explanation of terms, abbreviations, and data reliability/comparability, see introductory text]

NAICS code	Industry	Number of employees for week including March 12	Payroll (\$1,000)		Total number of establishments	Number of establishments by employment-size class									
			First quarter	Annual		1 to 4	5 to 9	10 to 19	20 to 49	50 to 99	100 to 249	250 to 499	500 to 999	1,000 or more	
<b>MIDDLESEX—Con.</b>															
<b>61</b>	<b>Educational services</b>	<b>58 157</b>	<b>464 015</b>	<b>1 970 767</b>	<b>601</b>	<b>253</b>	<b>103</b>	<b>91</b>	<b>74</b>	<b>35</b>	<b>31</b>	<b>3</b>	<b>4</b>	<b>7</b>	
611	Educational services	58 157	464 015	1 970 767	601	253	103	91	74	35	31	3	4	7	
6111	Elementary & secondary schools	6 817	45 701	191 889	128	12	18	25	30	20	21	1	1	—	
61111	Elementary & secondary schools	6 817	45 701	191 889	128	12	18	25	30	20	21	1	1	—	
611110	Elementary & secondary schools	6 817	45 701	191 889	128	12	18	25	30	20	21	1	1	—	
6112	Junior colleges	590	1 825	7 319	4	1	—	—	2	—	—	—	1	—	
61121	Junior colleges	590	1 825	7 319	4	1	—	—	2	—	—	—	1	—	
611210	Junior colleges	590	1 825	7 319	4	1	—	—	2	—	—	—	1	—	
6113	Colleges, universities & professional schools	46 052	381 971	1 616 319	31	5	—	6	3	3	4	1	2	7	
61131	Colleges, universities & professional schools	46 052	381 971	1 616 319	31	5	—	6	3	3	4	1	2	7	
611310	Colleges, universities & professional schools	46 052	381 971	1 616 319	31	5	—	6	3	3	4	1	2	7	
6114	Business schools & computer & mgt training	1 527	19 098	85 295	103	52	21	13	11	3	2	1	—	—	
61142	Computer training	987	12 142	47 409	50	21	10	9	6	2	1	1	—	—	
611420	Computer training	987	12 142	47 409	50	21	10	9	6	2	1	1	—	—	
61143	Professional, management development training	497	6 757	37 049	46	26	10	4	4	1	1	—	—	—	
611430	Professional, management development training	497	6 757	37 049	46	26	10	4	4	1	1	—	—	—	
6115	Technical & trade schools	517	2 424	10 640	41	18	7	9	5	1	1	—	—	—	
61151	Technical & trade schools	517	2 424	10 640	41	18	7	9	5	1	1	—	—	—	
611519	Other technical & trade schools	284	1 424	6 448	17	8	—	6	2	—	—	—	—	—	
6116	Other schools & instruction	2 092	9 170	42 534	239	135	43	33	20	7	1	—	—	—	
61161	Fine arts schools	487	1 566	7 430	67	41	16	5	3	2	—	—	—	—	
611610	Fine arts schools	487	1 566	7 430	67	41	16	5	3	2	—	—	—	—	
61162	Sports & recreation instruction	331	1 601	6 955	62	41	9	9	3	—	—	—	—	—	
611620	Sports & recreation instruction	331	1 601	6 955	62	41	9	9	3	—	—	—	—	—	
61163	Language schools	177	959	4 238	13	5	4	1	2	1	—	—	—	—	
611630	Language schools	177	959	4 238	13	5	4	1	2	1	—	—	—	—	
61169	All other schools & instruction	1 097	5 044	23 911	97	48	14	18	12	4	1	—	—	—	
611691	Exam preparation & tutoring	397	1 315	6 402	28	11	3	9	3	1	1	—	—	—	
611692	Automobile driving schools	205	1 162	5 512	17	9	3	3	1	1	—	—	—	—	
611699	All other miscellaneous schools & instruction	495	2 567	11 997	52	28	8	6	8	2	—	—	—	—	
6117	Educational support services	562	3 826	16 771	55	30	14	5	3	1	2	—	—	—	
61171	Educational support services	562	3 826	16 771	55	30	14	5	3	1	2	—	—	—	
611710	Educational support services	562	3 826	16 771	55	30	14	5	3	1	2	—	—	—	
<b>62</b>	<b>Health care and social assistance</b>	<b>88 796</b>	<b>606 983</b>	<b>2 636 587</b>	<b>4 017</b>	<b>1 824</b>	<b>932</b>	<b>634</b>	<b>367</b>	<b>109</b>	<b>106</b>	<b>24</b>	<b>8</b>	<b>13</b>	
621	Ambulatory health care services	29 111	252 119	1 129 885	2 689	1 475	642	331	154	39	33	14	1	—	
6211	Offices of physicians	7 926	103 232	489 582	1 074	624	241	131	68	6	2	2	—	—	
62111	Offices of physicians	7 926	103 232	489 582	1 074	624	241	131	68	6	2	2	—	—	
621111	Offices of physicians (exc mental health)	7 622	100 084	478 019	994	557	234	126	68	5	2	2	—	—	
621112	Offices of physicians, mental health	304	3 148	11 563	80	67	7	5	—	1	—	—	—	—	
6212	Offices of dentists	4 720	32 750	158 441	786	381	268	112	24	1	—	—	—	—	
62121	Offices of dentists	4 720	32 750	158 441	786	381	268	112	24	1	—	—	—	—	
621210	Offices of dentists	4 720	32 750	158 441	786	381	268	112	24	1	—	—	—	—	
6213	Offices of other health practitioners	2 277	15 128	66 851	490	351	88	34	16	—	1	—	—	—	
62131	Offices of chiropractors	430	2 190	9 884	139	110	20	9	—	—	—	—	—	—	
621310	Offices of chiropractors	430	2 190	9 884	139	110	20	9	—	—	—	—	—	—	
62132	Offices of optometrists	437	3 131	14 023	101	71	21	6	3	—	—	—	—	—	
621320	Offices of optometrists	437	3 131	14 023	101	71	21	6	3	—	—	—	—	—	
62133	Offices of other mental health practitioners	198	1 387	6 214	69	55	10	4	—	—	—	—	—	—	
621330	Offices of other mental health practitioners	198	1 387	6 214	69	55	10	4	—	—	—	—	—	—	
62134	Offices of PT, OT, speech therapy & audiology	881	6 096	26 046	94	45	26	12	10	—	1	—	—	—	
621340	Offices of PT, OT, speech therapy & audiology	881	6 096	26 046	94	45	26	12	10	—	1	—	—	—	
62139	Offices of all other health practitioners	331	2 324	10 684	87	70	11	3	3	—	—	—	—	—	
621391	Offices of podiatrists	190	1 163	5 222	55	46	7	1	1	—	—	—	—	—	
621399	Offices of all other misc health practitioners	141	1 161	5 462	32	24	4	2	2	—	—	—	—	—	
6214	Outpatient care centers	4 341	42 726	170 783	129	35	27	28	21	5	8	5	—	—	
62142	Outpatient mental health, substance abuse ctrs	959	6 068	27 033	43	10	13	9	8	1	1	1	—	—	
621420	Outpatient mental health, substance abuse ctrs	959	6 068	27 033	43	10	13	9	8	1	1	1	—	—	
62149	Other outpatient care centers	3 335	36 489	143 000	81	23	19	12	4	7	4	—	—	—	
621498	All other outpatient care centers	1 448	13 869	55 847	46	11	8	12	8	3	3	1	—	—	
6215	Medical & diagnostic laboratories	1 497	13 510	61 806	65	31	11	11	6	2	3	1	—	—	
62151	Medical & diagnostic laboratories	1 497	13 510	61 806	65	31	11	11	6	2	3	1	—	—	
621511	Medical laboratories	1 103	8 393	37 241	32	17	3	5	2	2	1	—	—	—	
621512	Diagnostic Imaging centers	394	5 117	24 565	33	14	8	6	4	—	1	—	—	—	
6216	Home health care services	6 531	31 664	125 483	100	33	3	11	11	22	15	4	1	—	
62161	Home health care services	6 531	31 664	125 483	100	33	3	11	11	22	15	4	1	—	
621610	Home health care services	6 531	31 664	125 483	100	33	3	11	11	22	15	4	1	—	
6219	Other ambulatory health care services	1 819	13 109	56 939	45	20	4	4	8	3	4	2	—	—	
62191	Ambulance services	1 306	8 630	38 302	17	6	2	1	1	3	2	—	—	—	
621910	Ambulance services	1 306	8 630	38 302	17	6	2	1	1	3	2	—	—	—	
62199	All other ambulatory health care services	513	4 479	18 637	28	14	2	7	2	1	—	—	—	—	
622	Hospitals	27 693	207 103	869 996	28	—	—	—	2	2	1	4	6	13	
6221	General medical & surgical hospitals	22 952	164 186	699 555	19	—	—	—	—	1	—	3	4	11	
62211	General medical & surgical hospitals	22 952	164 186	699 555	19	—	—	—	—	1	—	3	4	11	
622110	General medical & surgical hospitals	22 952	164 186	699 555	19	—	—	—	—	1	—	3	4	11	
6222	Psychiatric & substance abuse hospitals	(G)	(D)	(D)	3	—	—	—	1	—	—	—	1	1	
62221	Psychiatric & substance abuse hospitals	(G)	(D)	(D)	3	—	—	—	1	—	—	—	1	1	
6223	Other specialty hospitals	(H)	(D)	(D)	6	—	—	—	1	1	1	1	1	1	
62231	Other specialty hospitals	(H)	(D)	(D)	6	—	—	—	1	1	1	1	1	1	

Note: Employment-size classes are indicated as follows: A—0 to 19; B—20 to 99; C—100 to 249; E—250 to 499; F—500 to 999; G—1,000 to 2,499; H—2,500 to 4,999; I—5,000 to 9,999; J—10,000 to 24,999; K—25,000 to 49,999; L—50,000 to 99,999; M—100,000 or more.



**Table 6. Counties—Employees, Payroll, and Establishments by Industry: 1999—Con.**

[Excludes most government employees, railroad employees, and self-employed persons. Size class 1 to 4 includes establishments with payroll, but no employees, during mid-March pay period. (D) denotes figures withheld to avoid disclosing data for individual companies; the data are included in broader industry totals. Detailed industries with 100 or more employees are shown if industry was not a (D). For explanation of terms, abbreviations, and data reliability/comparability, see introductory text]

NAICS code	Industry	Number of employees for week including March 12	Payroll (\$1,000)		Total number of establishments	Number of establishments by employment-size class									
			First quarter	Annual		1 to 4	5 to 9	10 to 19	20 to 49	50 to 99	100 to 249	250 to 499	500 to 999	1,000 or more	
<b>MIDDLESEX—Con.</b>															
<b>62 Health care and social assistance—Con.</b>															
623	Nursing & residential care facilities .....	18 245	92 746	401 585	448	72	112	90	71	41	57	5	—	—	
6231	Nursing care facilities .....	12 317	65 066	278 868	105	2	2	3	21	20	52	5	—	—	
62311	Nursing care facilities .....	12 317	65 066	278 868	105	2	2	3	21	20	52	5	—	—	
623110	Nursing care facilities .....	12 317	65 066	278 868	105	2	2	3	21	20	52	5	—	—	
6232	Residential mental retardation, health facil .....	2 996	13 700	58 469	228	50	96	54	17	8	3	—	—	—	
62321	Residential mental retardation facilities .....	1 962	8 441	36 387	147	27	59	43	11	5	2	—	—	—	
623210	Residential mental retardation facilities .....	1 962	8 441	36 387	147	27	59	43	11	5	2	—	—	—	
62322	Residential mental health, subst abuse facil ..	1 034	5 259	22 082	81	23	37	11	6	3	1	—	—	—	
623220	Residential mental health, subst abuse facil .....	1 034	5 259	22 082	81	23	37	11	6	3	1	—	—	—	
6233	Community care facilities for the elderly .....	2 526	11 723	54 479	88	14	9	24	27	12	2	—	—	—	
62331	Community care facilities for the elderly .....	2 526	11 723	54 479	88	14	9	24	27	12	2	—	—	—	
623311	Continuing care retirement communities .....	729	3 922	17 924	15	1	1	4	5	2	2	—	—	—	
623312	Homes for the elderly .....	1 797	7 801	36 555	73	13	8	20	22	10	—	—	—	—	
6239	Other residential care facilities .....	406	2 257	9 769	27	6	5	9	6	1	—	—	—	—	
62399	Other residential care facilities .....	406	2 257	9 769	27	6	5	9	6	1	—	—	—	—	
623990	Other residential care facilities .....	406	2 257	9 769	27	6	5	9	6	1	—	—	—	—	
624	Social assistance .....	13 747	55 015	235 121	852	277	178	213	140	27	15	1	1	—	
6241	Individual & family services .....	4 900	21 437	94 752	278	94	67	63	37	9	7	—	1	—	
62411	Child & youth services .....	1 170	5 228	23 073	58	19	11	12	11	3	2	—	—	—	
624110	Child & youth services .....	1 170	5 228	23 073	58	19	11	12	11	3	2	—	—	—	
62412	Services for elderly & disabled persons .....	1 970	6 521	28 589	88	25	27	26	2	5	2	—	1	—	
624120	Services for elderly & disabled persons .....	1 970	6 521	28 589	88	25	27	26	2	5	2	—	1	—	
62419	Other individual & family services .....	1 760	9 688	43 090	132	50	29	25	24	1	3	—	—	—	
624190	Other individual & family services .....	1 760	9 688	43 090	132	50	29	25	24	1	3	—	—	—	
6242	Community, emergency & other relief services ..	729	3 416	13 997	55	19	12	12	11	—	1	—	—	—	
62422	Community housing services .....	619	2 959	11 783	36	8	7	11	9	—	1	—	—	—	
624221	Temporary shelters .....	436	2 113	8 261	23	1	4	9	9	—	—	—	—	—	
624229	Other community housing services .....	183	846	3 522	13	7	3	2	—	—	1	—	—	—	
6243	Vocational rehabilitation services .....	1 741	6 253	27 246	48	14	6	6	9	8	4	1	—	—	
62431	Vocational rehabilitation services .....	1 741	6 253	27 246	48	14	6	6	9	8	4	1	—	—	
624310	Vocational rehabilitation services .....	1 741	6 253	27 246	48	14	6	6	9	8	4	1	—	—	
6244	Child day care services .....	6 377	23 909	99 126	471	150	93	132	83	10	3	—	—	—	
62441	Child day care services .....	6 377	23 909	99 126	471	150	93	132	83	10	3	—	—	—	
624410	Child day care services .....	6 377	23 909	99 126	471	150	93	132	83	10	3	—	—	—	
71	<b>Arts, entertainment &amp; recreation .....</b>	<b>7 984</b>	<b>26 864</b>	<b>140 110</b>	<b>569</b>	<b>301</b>	<b>88</b>	<b>70</b>	<b>67</b>	<b>28</b>	<b>14</b>	<b>1</b>	—	—	
711	Performing arts, spectator sports & related industries .....	757	5 736	28 824	179	138	20	13	8	—	—	—	—	—	
7111	Performing arts companies .....	206	1 222	5 547	46	36	5	3	2	—	—	—	—	—	
71111	Theater companies & dinner theaters .....	127	667	2 533	14	8	2	2	2	—	—	—	—	—	
711110	Theater companies & dinner theaters .....	127	667	2 533	14	8	2	2	2	—	—	—	—	—	
7113	Promoters of entertainment events .....	120	1 031	5 725	22	16	3	2	1	—	—	—	—	—	
7114	Agents, managers for artists & other public figures .....	154	1 318	6 558	24	14	6	1	3	—	—	—	—	—	
71141	Agents, managers for artists & other public figures .....	154	1 318	6 558	24	14	6	1	3	—	—	—	—	—	
711410	Agents, managers for artists & other public figures .....	154	1 318	6 558	24	14	6	1	3	—	—	—	—	—	
7115	Independent artists, writers & performers .....	239	2 015	10 101	75	64	3	6	2	—	—	—	—	—	
71151	Independent artists, writers & performers .....	239	2 015	10 101	75	64	3	6	2	—	—	—	—	—	
711510	Independent artists, writers & performers ..	239	2 015	10 101	75	64	3	6	2	—	—	—	—	—	
712	Museums, historical sites & like institutions .....	465	1 652	7 797	34	18	4	6	4	2	—	—	—	—	
7121	Museums, historical sites & like institutions .....	465	1 652	7 797	34	18	4	6	4	2	—	—	—	—	
71211	Museums .....	402	1 467	6 615	24	11	3	5	3	2	—	—	—	—	
712110	Museums .....	402	1 467	6 615	24	11	3	5	3	2	—	—	—	—	
713	Amusement, gambling & recreation industries .....	6 762	19 476	103 489	356	145	64	51	55	26	14	1	—	—	
7131	Amusement parks & arcades .....	(C)	(D)	(D)	12	4	3	1	2	2	—	—	—	—	
71312	Amusement arcades .....	133	241	976	10	3	3	1	2	1	—	—	—	—	
713120	Amusement arcades .....	133	241	976	10	3	3	1	2	1	—	—	—	—	
7139	Other amusement & recreation industries .....	6 538	19 082	101 555	340	137	61	50	53	24	14	1	—	—	
71391	Golf courses & country clubs .....	1 244	5 292	38 710	51	13	11	8	9	8	2	—	—	—	
713910	Golf courses & country clubs .....	1 244	5 292	38 710	51	13	11	8	9	8	2	—	—	—	
71392	Skiing facilities .....	(C)	(D)	(D)	2	—	—	1	—	—	1	—	—	—	
71394	Fitness & recreational sports centers .....	4 353	10 731	48 084	197	67	36	29	39	15	10	1	—	—	
713940	Fitness & recreational sports centers .....	4 353	10 731	48 084	197	67	36	29	39	15	10	1	—	—	
71395	Bowling centers .....	222	704	2 884	17	3	5	6	3	—	—	—	—	—	
713950	Bowling centers .....	222	704	2 884	17	3	5	6	3	—	—	—	—	—	
71399	All other amusement & recreation industries ..	474	1 919	10 469	69	50	9	6	2	1	1	—	—	—	
713990	All other amusement & recreation industries ..	474	1 919	10 469	69	50	9	6	2	1	1	—	—	—	
72	<b>Accommodation &amp; food services .....</b>	<b>49 676</b>	<b>157 269</b>	<b>703 270</b>	<b>2 992</b>	<b>1 210</b>	<b>564</b>	<b>493</b>	<b>514</b>	<b>146</b>	<b>57</b>	<b>7</b>	<b>1</b>	—	
721	Accommodation .....	7 468	34 946	158 158	137	51	9	11	29	7	25	5	—	—	
7211	Traveler accommodation .....	7 397	34 661	156 044	108	26	6	11	28	7	25	5	—	—	
72111	Hotels (exc casino hotels) & motels .....	7 196	33 889	151 772	98	20	6	9	27	7	24	5	—	—	
721110	Hotels (exc casino hotels) & motels .....	7 196	33 889	151 772	98	20	6	9	27	7	24	5	—	—	
72119	Other traveler accommodation .....	201	772	4 272	10	6	—	2	1	—	1	—	—	—	
721191	Bed & breakfast inns .....	201	772	4 272	10	6	—	2	1	—	1	—	—	—	

Note: Employment-size classes are indicated as follows: A—0 to 19; B—20 to 99; C—100 to 249; E—250 to 499; F—500 to 999; G—1,000 to 2,499; H—2,500 to 4,999; I—5,000 to 9,999; J—10,000 to 24,999; K—25,000 to 49,999; L—50,000 to 99,999; M—100,000 or more.

**Table 6. Counties—Employees, Payroll, and Establishments by Industry: 1999—Con.**

[Excludes most government employees, railroad employees, and self-employed persons. Size class 1 to 4 includes establishments with payroll, but no employees, during mid-March pay period. (D) denotes figures withheld to avoid disclosing data for individual companies; the data are included in broader industry totals. Detailed industries with 100 or more employees are shown if industry was not a (D). For explanation of terms, abbreviations, and data reliability/comparability, see introductory text]

NAICS code	Industry	Number of employees for week including March 12	Payroll (\$1,000)		Total number of establishments	Number of establishments by employment-size class									
			First quarter	Annual		1 to 4	5 to 9	10 to 19	20 to 49	50 to 99	100 to 249	250 to 499	500 to 999	1,000 or more	
<b>MIDDLESEX—Con.</b>															
<b>72 Accommodation &amp; food services—Con.</b>															
722	Food services & drinking places	42 208	122 323	545 112	2 855	1 159	555	482	485	139	32	2	1	—	
7221	Full-service restaurants	22 039	66 135	292 848	978	316	159	170	200	104	26	2	1	—	
72211	Full-service restaurants	22 039	66 135	292 848	978	316	159	170	200	104	26	2	1	—	
722110	Full-service restaurants	22 039	66 135	292 848	978	316	159	170	200	104	26	2	1	—	
7222	Limited-service eating places	14 679	38 212	170 005	1 307	570	244	238	228	26	1	—	—	—	
72221	Limited-service eating places	14 679	38 212	170 005	1 307	570	244	238	228	26	1	—	—	—	
722211	Limited-service restaurants	9 724	25 461	113 003	953	462	183	149	141	17	1	—	—	—	
722212	Cafeterias	4 108	332	1 159	13	6	2	1	—	—	—	—	—	—	
722213	Snack & nonalcoholic beverage bars	4 847	12 419	55 843	341	102	57	87	86	9	—	—	—	—	
7223	Special food services	4 211	15 059	69 290	393	169	108	59	47	6	4	—	—	—	
72231	Food service contractors	3 549	13 259	57 971	314	134	82	48	42	5	3	—	—	—	
722310	Food service contractors	3 549	13 259	57 971	314	134	82	48	42	5	3	—	—	—	
72232	Caterers	595	1 460	9 663	67	29	21	11	4	1	1	—	—	—	
722320	Caterers	595	1 460	9 663	67	29	21	11	4	1	1	—	—	—	
7224	Drinking places (alcoholic beverages)	1 279	2 917	12 969	177	104	44	15	10	3	1	—	—	—	
72241	Drinking places (alcoholic beverages)	1 279	2 917	12 969	177	104	44	15	10	3	1	—	—	—	
722410	Drinking places (alcoholic beverages)	1 279	2 917	12 969	177	104	44	15	10	3	1	—	—	—	
<b>81 Other services (except public administration)</b>															
81		29 891	201 642	885 000	3 911	2 393	829	420	205	37	21	3	3	—	
811	Repair & maintenance	9 605	106 358	468 171	1 268	817	280	116	37	7	7	2	2	—	
8111	Automotive repair & maintenance	4 345	27 968	123 657	910	600	203	84	23	—	—	—	—	—	
81111	Automotive mechanical & electrical R&M	2 003	13 191	56 702	527	384	109	28	6	—	—	—	—	—	
811111	General automotive repair	1 590	10 308	44 757	444	339	78	22	5	—	—	—	—	—	
811112	Automotive exhaust system repair	1 140	1 045	4 291	33	21	12	—	—	—	—	—	—	—	
811113	Automotive transmission repair	112	893	3 769	22	10	10	2	—	—	—	—	—	—	
811118	Other automotive mechanical & electrical R&M	161	945	3 885	28	14	9	4	1	—	—	—	—	—	
81112	Automotive body, paint, interior & glass repair	1 492	11 448	50 983	297	187	77	25	8	—	—	—	—	—	
811121	Automotive body, paint & interior R&M	1 230	8 910	39 850	241	147	66	23	5	—	—	—	—	—	
811122	Automotive glass replacement shops	262	2 538	11 133	56	40	11	2	3	—	—	—	—	—	
81119	Other automotive R&M	850	3 329	15 972	86	29	17	31	9	—	—	—	—	—	
811191	Automotive oil change & lubrication shops	351	863	4 926	27	2	3	20	2	—	—	—	—	—	
811192	Car washes	472	2 347	10 471	52	22	12	11	7	—	—	—	—	—	
8112	Electronic & precision equipment R&M	3 687	65 552	284 845	125	71	24	11	5	6	4	2	2	—	
81121	Electronic & precision equipment R&M	3 687	65 552	284 845	125	71	24	11	5	6	4	2	2	—	
811211	Consumer electronics R&M	140	1 144	4 667	24	20	3	—	—	1	—	—	—	—	
811212	Computer & office machine R&M	3 178	60 988	263 252	69	35	13	7	3	3	4	2	2	—	
811213	Communication equipment R&M	140	1 189	5 747	11	6	1	2	1	1	—	—	—	—	
811219	Other electronic & precision equipment R&M	229	2 231	11 179	21	10	7	2	1	1	—	—	—	—	
8113	Commercial equipment (exc auto & elec) R&M	891	7 854	38 560	100	54	24	14	6	—	2	—	—	—	
81131	Commercial equipment (exc auto & elec) R&M	891	7 854	38 560	100	54	24	14	6	—	2	—	—	—	
811310	Commercial equipment (exc auto & elec) R&M	891	7 854	38 560	100	54	24	14	6	—	2	—	—	—	
8114	Personal & household goods R&M	682	4 984	21 109	133	92	29	7	3	1	1	—	—	—	
81141	Home, garden equipment & appliance R&M	346	3 504	14 761	42	28	8	3	1	1	1	—	—	—	
811411	Home & garden equipment R&M	105	888	4 154	13	10	1	—	—	1	—	—	—	—	
811412	Appliance repair & maintenance	241	2 616	10 607	29	18	7	2	1	—	1	—	—	—	
81142	Reupholstery & furniture repair	187	857	3 500	41	25	12	3	1	—	—	—	—	—	
811420	Reupholstery & furniture repair	187	857	3 500	41	25	12	3	1	—	—	—	—	—	
81149	Other personal & household goods R&M	146	615	2 815	47	36	9	1	1	—	—	—	—	—	
811490	Other personal & household goods R&M	146	615	2 815	47	36	9	1	1	—	—	—	—	—	
812	Personal & laundry services	9 302	42 393	197 529	1 396	911	257	144	69	8	5	1	1	—	
8121	Personal care services	4 144	15 511	73 641	818	539	156	88	34	1	—	—	—	—	
81211	Hair, nail & skin care services	3 709	13 445	61 391	740	485	143	84	27	1	—	—	—	—	
812112	Beauty salons	3 497	12 808	58 349	673	431	135	81	25	1	—	—	—	—	
812113	Nail salons	147	388	2 021	46	38	4	2	2	—	—	—	—	—	
81219	Other personal care services	435	2 066	12 250	78	54	13	4	7	—	—	—	—	—	
812191	Diet & weight reducing centers	227	523	2 259	26	15	5	1	5	—	—	—	—	—	
812199	Other personal care services	208	1 543	9 991	52	39	8	3	2	—	—	—	—	—	
8122	Death care services	466	4 012	19 263	112	86	20	3	2	1	—	—	—	—	
81221	Funeral homes	291	2 591	11 912	96	77	17	2	—	—	—	—	—	—	
812210	Funeral homes	291	2 591	11 912	96	77	17	2	—	—	—	—	—	—	
81222	Cemeteries & crematories	175	1 421	7 351	16	9	3	1	2	1	—	—	—	—	
812220	Cemeteries & crematories	175	1 421	7 351	16	9	3	1	2	1	—	—	—	—	
8123	Drycleaning & laundry services	2 858	12 817	59 348	287	169	53	39	19	3	3	—	1	—	
81231	Coin-operated laundries & drycleaners	290	2 089	10 696	66	52	10	2	1	—	1	—	—	—	
812310	Coin-operated laundries & drycleaners	290	2 089	10 696	66	52	10	2	1	—	1	—	—	—	
81232	Drycleaning & laundry services (exc coin-op)	2 204	8 590	38 819	208	114	40	34	16	3	—	—	1	—	
812320	Drycleaning & laundry services (exc coin-op)	2 204	8 590	38 819	208	114	40	34	16	3	—	—	1	—	
81233	Linen & uniform supply	364	2 138	9 833	13	3	3	3	2	—	2	—	—	—	
812331	Linen supply	157	686	3 267	6	2	2	—	1	—	1	—	—	—	
812332	Industrial launderers	207	1 452	6 566	7	1	1	3	1	—	1	—	—	—	
8129	Other personal services	1 834	10 053	45 277	179	117	28	14	14	3	2	1	—	—	
81291	Pet care (except veterinary) services	165	529	2 537	44	32	8	3	1	—	—	—	—	—	
812910	Pet care (except veterinary) services	165	529	2 537	44	32	8	3	1	—	—	—	—	—	
81292	Photofinishing	688	4 335	19 747	57	33	14	4	4	1	1	—	—	—	
812921	Photofinishing laboratories (except one-hour)	588	3 910	17 874	31	14	9	2	4	1	1	—	—	—	
812922	One-hour photofinishing	100	425	1 873	26	19	5	2	—	—	—	—	—	—	
81293	Parking lots & garages	481	1 487	5 923	31	18	2	4	4	2	1	—	—	—	
812930	Parking lots & garages	481	1 487	5 923	31	18	2	4	4	2	1	—	—	—	

Note: Employment-size classes are indicated as follows: A—0 to 19; B—20 to 99; C—100 to 249; E—250 to 499; F—500 to 999; G—1,000 to 2,499; H—2,500 to 4,999; I—5,000 to 9,999; J—10,000 to 24,999; K—25,000 to 49,999; L—50,000 to 99,999; M—100,000 or more.

**Table 6. Counties—Employees, Payroll, and Establishments by Industry: 1999—Con.**

[Excludes most government employees, railroad employees, and self-employed persons. Size class 1 to 4 includes establishments with payroll, but no employees, during mid-March pay period. (D) denotes figures withheld to avoid disclosing data for individual companies; the data are included in broader industry totals. Detailed industries with 100 or more employees are shown if industry was not a (D). For explanation of terms, abbreviations, and data reliability/comparability, see introductory text]

NAICS code	Industry	Number of employees for week including March 12	Payroll (\$1,000)		Total number of establishments	Number of establishments by employment-size class									
			First quarter	Annual		1 to 4	5 to 9	10 to 19	20 to 49	50 to 99	100 to 249	250 to 499	500 to 999	1,000 or more	
<b>MIDDLESEX—Con.</b>															
<b>81</b>	<b>Other services (except public administration)—Con.</b>														
812	Personal & laundry services—Con.														
8129	Other personal services—Con.														
81299	All other personal services .....	500	3 702	17 070	47	34	4	3	5	—	—	1	—	—	
812990	All other personal services .....	500	3 702	17 070	47	34	4	3	5	—	—	1	—	—	
813	Religious, grantmaking, civic, prof & like organizations .....	10 984	52 891	219 300	1 247	665	292	160	99	22	9	—	—	—	
8131	Religious organizations .....	5 802	21 772	88 659	605	264	172	91	65	13	—	—	—	—	
81311	Religious organizations .....	5 802	21 772	88 659	605	264	172	91	65	13	—	—	—	—	
813110	Religious organizations .....	5 802	21 772	88 659	605	264	172	91	65	13	—	—	—	—	
8132	Grantmaking & giving services .....	862	8 109	33 206	74	50	9	7	4	1	3	—	—	—	
81321	Grantmaking & giving services .....	862	8 109	33 206	74	50	9	7	4	1	3	—	—	—	
813211	Grantmaking foundations .....	247	3 344	13 078	34	28	3	1	1	—	1	—	—	—	
813212	Voluntary health organizations .....	359	2 762	11 603	17	7	3	3	3	—	1	—	—	—	
813219	Other grantmaking & giving services .....	256	2 003	8 525	23	15	3	3	—	1	1	—	—	—	
8133	Social advocacy organizations .....	646	4 402	18 969	84	44	26	7	6	—	1	—	—	—	
81331	Social advocacy organizations .....	646	4 402	18 969	84	44	26	7	6	—	1	—	—	—	
813312	Environment & wildlife organizations .....	360	2 337	10 227	34	13	4	3	3	—	1	—	—	—	
813319	Other social advocacy organizations .....	187	1 376	5 730	36	26	6	2	2	—	—	—	—	—	
8134	Civic & social organizations .....	1 927	4 975	21 325	198	96	45	40	11	3	3	—	—	—	
81341	Civic & social organizations .....	1 927	4 975	21 325	198	96	45	40	11	3	3	—	—	—	
813410	Civic & social organizations .....	1 927	4 975	21 325	198	96	45	40	11	3	3	—	—	—	
8139	Business, labor, political, like organizations .....	1 747	13 633	57 141	286	211	40	15	13	5	2	—	—	—	
81391	Business associations .....	378	4 794	19 330	68	50	11	2	4	1	—	—	—	—	
813910	Business associations .....	378	4 794	19 330	68	50	11	2	4	1	—	—	—	—	
81392	Professional organizations .....	516	5 305	21 904	51	37	5	—	6	2	1	—	—	—	
813920	Professional organizations .....	516	5 305	21 904	51	37	5	—	6	2	1	—	—	—	
81393	Labor unions & similar labor organizations .....	515	1 664	7 422	64	40	13	6	3	1	1	—	—	—	
813930	Labor unions & similar labor organizations .....	515	1 664	7 422	64	40	13	6	3	1	1	—	—	—	
81399	Oth similar organizations (exc business, prof, labor, pol) .....	309	1 768	8 061	89	71	11	6	—	1	—	—	—	—	
813990	Oth similar organizations (exc business, prof, labor, pol) .....	309	1 768	8 061	89	71	11	6	—	1	—	—	—	—	
<b>95</b>	<b>Auxiliaries (exc corporate, subsidiary &amp; regional mgt) .....</b>	<b>6 627</b>	<b>115 375</b>	<b>541 201</b>	<b>97</b>	<b>29</b>	<b>13</b>	<b>14</b>	<b>15</b>	<b>11</b>	<b>5</b>	<b>8</b>	<b>2</b>	<b>—</b>	
<b>99</b>	<b>Unclassified establishments .....</b>	<b>1 114</b>	<b>2 530</b>	<b>23 739</b>	<b>840</b>	<b>793</b>	<b>46</b>	<b>—</b>	<b>1</b>	<b>—</b>	<b>—</b>	<b>—</b>	<b>—</b>	<b>—</b>	
<b>NANTUCKET</b>															
	<b>Total .....</b>	<b>4 017</b>	<b>24 084</b>	<b>141 324</b>	<b>746</b>	<b>521</b>	<b>130</b>	<b>57</b>	<b>29</b>	<b>7</b>	<b>2</b>	<b>—</b>	<b>—</b>	<b>—</b>	
<b>11</b>	<b>Forestry, fishing, hunting, and agriculture support .....</b>	<b>(A)</b>	<b>(D)</b>	<b>(D)</b>	<b>2</b>	<b>2</b>	<b>—</b>	<b>—</b>	<b>—</b>	<b>—</b>	<b>—</b>	<b>—</b>	<b>—</b>	<b>—</b>	
<b>22</b>	<b>Utilities .....</b>	<b>(B)</b>	<b>(D)</b>	<b>(D)</b>	<b>2</b>	<b>1</b>	<b>—</b>	<b>—</b>	<b>1</b>	<b>—</b>	<b>—</b>	<b>—</b>	<b>—</b>	<b>—</b>	
<b>23</b>	<b>Construction .....</b>	<b>(E)</b>	<b>(D)</b>	<b>(D)</b>	<b>129</b>	<b>94</b>	<b>25</b>	<b>10</b>	<b>—</b>	<b>—</b>	<b>—</b>	<b>—</b>	<b>—</b>	<b>—</b>	
233	Building, developing & general contracting .....	169	1 462	7 043	46	34	7	5	—	—	—	—	—	—	
2332	Residential building construction .....	(C)	(D)	(D)	40	28	7	5	—	—	—	—	—	—	
23321	Single-family housing construction .....	162	1 415	6 588	38	26	7	5	—	—	—	—	—	—	
233210	Single-family housing construction .....	162	1 415	6 588	38	26	7	5	—	—	—	—	—	—	
235	Special trade contractors .....	270	2 031	10 105	81	59	17	5	—	—	—	—	—	—	
<b>31-33</b>	<b>Manufacturing .....</b>	<b>58</b>	<b>332</b>	<b>1 814</b>	<b>12</b>	<b>9</b>	<b>1</b>	<b>2</b>	<b>—</b>	<b>—</b>	<b>—</b>	<b>—</b>	<b>—</b>	<b>—</b>	
<b>42</b>	<b>Wholesale trade .....</b>	<b>(B)</b>	<b>(D)</b>	<b>(D)</b>	<b>14</b>	<b>10</b>	<b>3</b>	<b>—</b>	<b>1</b>	<b>—</b>	<b>—</b>	<b>—</b>	<b>—</b>	<b>—</b>	
<b>44-45</b>	<b>Retail trade .....</b>	<b>914</b>	<b>5 463</b>	<b>31 591</b>	<b>175</b>	<b>121</b>	<b>30</b>	<b>14</b>	<b>8</b>	<b>2</b>	<b>—</b>	<b>—</b>	<b>—</b>	<b>—</b>	
444	Bldg material & garden equip & supp dealers .....	148	1 234	7 010	12	7	2	2	—	1	—	—	—	—	
4441	Building material & supplies dealers .....	(C)	(D)	(D)	10	6	2	1	—	1	—	—	—	—	
445	Food & beverage stores .....	191	1 071	6 605	18	8	4	2	3	1	—	—	—	—	
4451	Grocery stores .....	(C)	(D)	(D)	7	2	2	—	2	1	—	—	—	—	
44511	Grocery (except convenience) stores .....	116	848	4 852	3	—	—	—	2	1	—	—	—	—	
445110	Grocery (except convenience) stores .....	116	848	4 852	3	—	—	—	2	1	—	—	—	—	
448	Clothing & clothing accessories stores .....	172	759	5 486	48	37	6	4	1	—	—	—	—	—	
4481	Clothing stores .....	139	613	4 648	38	30	4	3	1	—	—	—	—	—	
<b>48-49</b>	<b>Transportation &amp; warehousing .....</b>	<b>154</b>	<b>675</b>	<b>3 932</b>	<b>14</b>	<b>8</b>	<b>2</b>	<b>2</b>	<b>1</b>	<b>1</b>	<b>—</b>	<b>—</b>	<b>—</b>	<b>—</b>	
481	Air transportation .....	(C)	(D)	(D)	5	1	1	1	1	1	—	—	—	—	
4811	Scheduled air transportation .....	120	457	2 657	4	—	1	1	1	1	—	—	—	—	
48111	Scheduled air transportation .....	120	457	2 657	4	—	1	1	1	1	—	—	—	—	
481111	Scheduled passenger air transportation .....	120	457	2 657	4	—	1	1	1	1	—	—	—	—	
<b>51</b>	<b>Information .....</b>	<b>69</b>	<b>584</b>	<b>2 761</b>	<b>10</b>	<b>7</b>	<b>—</b>	<b>2</b>	<b>1</b>	<b>—</b>	<b>—</b>	<b>—</b>	<b>—</b>	<b>—</b>	
<b>52</b>	<b>Finance &amp; insurance .....</b>	<b>134</b>	<b>1 424</b>	<b>6 829</b>	<b>14</b>	<b>8</b>	<b>1</b>	<b>4</b>	<b>—</b>	<b>1</b>	<b>—</b>	<b>—</b>	<b>—</b>	<b>—</b>	
<b>53</b>	<b>Real estate &amp; rental &amp; leasing .....</b>	<b>113</b>	<b>1 018</b>	<b>5 851</b>	<b>35</b>	<b>25</b>	<b>8</b>	<b>2</b>	<b>—</b>	<b>—</b>	<b>—</b>	<b>—</b>	<b>—</b>	<b>—</b>	
<b>54</b>	<b>Professional, scientific &amp; technical services .....</b>	<b>197</b>	<b>1 693</b>	<b>8 490</b>	<b>55</b>	<b>41</b>	<b>10</b>	<b>3</b>	<b>1</b>	<b>—</b>	<b>—</b>	<b>—</b>	<b>—</b>	<b>—</b>	
541	Professional, scientific & technical services .....	197	1 693	8 490	55	41	10	3	1	—	—	—	—	—	
<b>55</b>	<b>Management of companies &amp; enterprises .....</b>	<b>(B)</b>	<b>(D)</b>	<b>(D)</b>	<b>2</b>	<b>1</b>	<b>—</b>	<b>—</b>	<b>1</b>	<b>—</b>	<b>—</b>	<b>—</b>	<b>—</b>	<b>—</b>	

Note: Employment-size classes are indicated as follows: A—0 to 19; B—20 to 99; C—100 to 249; E—250 to 499; F—500 to 999; G—1,000 to 2,499; H—2,500 to 4,999; I—5,000 to 9,999; J—10,000 to 24,999; K—25,000 to 49,999; L—50,000 to 99,999; M—100,000 or more.

**Table 6. Counties—Employees, Payroll, and Establishments by Industry: 1999—Con.**

[Excludes most government employees, railroad employees, and self-employed persons. Size class 1 to 4 includes establishments with payroll, but no employees, during mid-March pay period. (D) denotes figures withheld to avoid disclosing data for individual companies; the data are included in broader industry totals. Detailed industries with 100 or more employees are shown if industry was not a (D). For explanation of terms, abbreviations, and data reliability/comparability, see introductory text]

NAICS code	Industry	Number of employees for week including March 12	Payroll (\$1,000)		Total number of establishments	Number of establishments by employment-size class									
			First quarter	Annual		1 to 4	5 to 9	10 to 19	20 to 49	50 to 99	100 to 249	250 to 499	500 to 999	1,000 or more	
<b>NANTUCKET—Con.</b>															
<b>56</b>	<b>Admin, support, waste mgmt, remediation services</b> .....	<b>222</b>	<b>1 429</b>	<b>8 724</b>	<b>56</b>	<b>40</b>	<b>11</b>	<b>3</b>	<b>2</b>	—	—	—	—	—	
561	Administrative & support services .....	(C)	(D)	(D)	54	40	10	3	1	—	—	—	—	—	
5617	Services to buildings & dwellings .....	162	651	5 797	46	33	9	3	1	—	—	—	—	—	
56173	Landscaping services .....	127	579	5 360	38	27	8	3	—	—	—	—	—	—	
561730	Landscaping services .....	127	579	5 360	38	27	8	3	—	—	—	—	—	—	
<b>61</b>	<b>Educational services</b> .....	<b>63</b>	<b>201</b>	<b>814</b>	<b>5</b>	<b>2</b>	<b>2</b>	—	<b>1</b>	—	—	—	—	—	
<b>62</b>	<b>Health care and social assistance</b> .....	<b>277</b>	<b>2 056</b>	<b>9 309</b>	<b>26</b>	<b>13</b>	<b>10</b>	<b>1</b>	<b>1</b>	—	<b>1</b>	—	—	—	
622	Hospitals .....	(C)	(D)	(D)	1	—	—	—	—	—	<b>1</b>	—	—	—	
6221	General medical & surgical hospitals .....	(C)	(D)	(D)	1	—	—	—	—	—	<b>1</b>	—	—	—	
62211	General medical & surgical hospitals .....	(C)	(D)	(D)	1	—	—	—	—	—	<b>1</b>	—	—	—	
<b>71</b>	<b>Arts, entertainment &amp; recreation</b> .....	<b>110</b>	<b>705</b>	<b>6 786</b>	<b>26</b>	<b>19</b>	<b>3</b>	<b>3</b>	<b>1</b>	—	—	—	—	—	
713	Amusement, gambling & recreation industries .....	104	672	6 511	17	10	3	3	1	—	—	—	—	—	
7139	Other amusement & recreation industries .....	104	672	6 511	17	10	3	3	1	—	—	—	—	—	
<b>72</b>	<b>Accommodation &amp; food services</b> .....	<b>973</b>	<b>3 164</b>	<b>27 920</b>	<b>111</b>	<b>76</b>	<b>12</b>	<b>9</b>	<b>10</b>	<b>3</b>	<b>1</b>	—	—	—	
721	Accommodation .....	345	1 143	7 573	33	27	3	1	—	<b>1</b>	<b>1</b>	—	—	—	
7211	Traveler accommodation .....	344	1 132	7 396	29	23	3	1	—	<b>1</b>	<b>1</b>	—	—	—	
72111	Hotels (exc casino hotels) & motels .....	330	1 090	6 779	15	10	2	1	—	<b>1</b>	<b>1</b>	—	—	—	
721110	Hotels (exc casino hotels) & motels .....	330	1 090	6 779	15	10	2	1	—	<b>1</b>	<b>1</b>	—	—	—	
722	Food services & drinking places .....	628	2 021	20 347	78	49	9	8	10	2	—	—	—	—	
7221	Full-service restaurants .....	397	1 318	14 945	48	32	3	4	8	1	—	—	—	—	
72211	Full-service restaurants .....	397	1 318	14 945	48	32	3	4	8	1	—	—	—	—	
722110	Full-service restaurants .....	397	1 318	14 945	48	32	3	4	8	1	—	—	—	—	
7222	Limited-service eating places .....	166	515	3 809	21	12	6	1	1	1	—	—	—	—	
72221	Limited-service eating places .....	166	515	3 809	21	12	6	1	1	1	—	—	—	—	
722211	Limited-service restaurants .....	155	481	3 251	16	8	5	1	1	1	—	—	—	—	
<b>81</b>	<b>Other services (except public administration)</b> .....	<b>137</b>	<b>700</b>	<b>3 813</b>	<b>38</b>	<b>25</b>	<b>11</b>	<b>2</b>	—	—	—	—	—	—	
<b>99</b>	<b>Unclassified establishments</b> .....	<b>(A)</b>	<b>(D)</b>	<b>(D)</b>	<b>20</b>	<b>19</b>	<b>1</b>	—	—	—	—	—	—	—	
<b>NORFOLK</b>															
	<b>Total</b> .....	<b>324 342</b>	<b>2 931 122</b>	<b>12 546 463</b>	<b>19 279</b>	<b>10 471</b>	<b>3 724</b>	<b>2 269</b>	<b>1 724</b>	<b>559</b>	<b>378</b>	<b>103</b>	<b>31</b>	<b>20</b>	
<b>11</b>	<b>Forestry, fishing, hunting, and agriculture support</b> .....	<b>14</b>	<b>55</b>	<b>650</b>	<b>11</b>	<b>11</b>	—	—	—	—	—	—	—	—	
<b>21</b>	<b>Mining</b> .....	<b>242</b>	<b>2 202</b>	<b>11 351</b>	<b>11</b>	<b>1</b>	<b>4</b>	<b>2</b>	<b>3</b>	<b>1</b>	—	—	—	—	
212	Mining (except oil & gas) .....	242	2 202	11 351	11	1	4	2	3	1	—	—	—	—	
2123	Nonmetallic mineral mining & quarrying .....	(C)	(D)	(D)	10	1	3	2	3	1	—	—	—	—	
21231	Stone mining & quarrying .....	174	1 537	8 167	7	—	3	2	1	1	—	—	—	—	
<b>22</b>	<b>Utilities</b> .....	<b>493</b>	<b>7 425</b>	<b>28 092</b>	<b>22</b>	<b>8</b>	<b>6</b>	<b>2</b>	<b>2</b>	<b>2</b>	<b>2</b>	—	—	—	
221	Utilities .....	493	7 425	28 092	22	8	6	2	2	2	2	—	—	—	
2211	Elec pwr generation, transmsn & distribution .....	250	3 994	13 459	9	2	2	2	1	1	1	—	—	—	
22112	Electric pwr transmsn, control & distribution .....	(C)	(D)	(D)	4	—	—	2	—	1	1	—	—	—	
2212	Natural gas distribution .....	(C)	(D)	(D)	5	1	1	—	1	1	1	—	—	—	
22121	Natural gas distribution .....	(C)	(D)	(D)	5	1	1	—	1	1	1	—	—	—	
<b>23</b>	<b>Construction</b> .....	<b>14 903</b>	<b>147 730</b>	<b>715 495</b>	<b>1 879</b>	<b>1 231</b>	<b>320</b>	<b>175</b>	<b>104</b>	<b>32</b>	<b>14</b>	<b>2</b>	<b>1</b>	—	
233	Building, developing & general contracting .....	2 733	26 484	130 713	550	410	83	36	18	1	1	1	—	—	
2332	Residential building construction .....	1 722	14 894	74 573	418	326	56	26	8	1	1	—	—	—	
23321	Single-family housing construction .....	1 501	12 583	63 237	388	307	51	23	6	—	1	—	—	—	
233210	Single-family housing construction .....	1 501	12 583	63 237	388	307	51	23	6	—	1	—	—	—	
23322	Multifamily housing construction .....	221	2 311	11 336	30	19	5	3	2	1	—	—	—	—	
233220	Multifamily housing construction .....	221	2 311	11 336	30	19	5	3	2	1	—	—	—	—	
2333	Nonresidential building construction .....	947	10 776	51 418	101	58	22	10	10	—	—	1	—	—	
23331	Mfg & industrial building construction .....	154	1 931	7 310	25	16	3	4	2	—	—	—	—	—	
233310	Mfg & industrial building construction .....	154	1 931	7 310	25	16	3	4	2	—	—	—	—	—	
23332	Commercial & institutional bldg construction .....	793	8 845	44 108	76	42	19	6	8	—	—	1	—	—	
233320	Commercial & institutional bldg construction .....	793	8 845	44 108	76	42	19	6	8	—	—	1	—	—	
234	Heavy construction .....	1 717	15 932	93 215	109	56	13	13	18	7	2	—	—	—	
2341	Highway, street, bridge & tunnel construction .....	667	7 180	39 659	29	11	6	1	6	4	1	—	—	—	
23411	Highway & street construction .....	519	5 436	31 940	24	9	6	1	5	2	1	—	—	—	
234110	Highway & street construction .....	519	5 436	31 940	24	9	6	1	5	2	1	—	—	—	
23412	Bridge & tunnel construction .....	148	1 744	7 719	5	2	—	—	1	2	—	—	—	—	
234120	Bridge & tunnel construction .....	148	1 744	7 719	5	2	—	—	1	2	—	—	—	—	
2349	Other heavy construction .....	1 050	8 752	53 556	80	45	7	12	12	3	1	—	—	—	
23491	Water, sewer & pipeline construction .....	294	2 062	15 787	30	19	3	4	2	2	—	—	—	—	
234910	Water, sewer & pipeline construction .....	294	2 062	15 787	30	19	3	4	2	2	—	—	—	—	
23499	All other heavy construction .....	656	5 491	30 631	43	23	3	8	7	1	1	—	—	—	
234990	All other heavy construction .....	656	5 491	30 631	43	23	3	8	7	1	1	—	—	—	

Note: Employment-size classes are indicated as follows: A—0 to 19; B—20 to 99; C—100 to 249; E—250 to 499; F—500 to 999; G—1,000 to 2,499; H—2,500 to 4,999; I—5,000 to 9,999; J—10,000 to 24,999; K—25,000 to 49,999; L—50,000 to 99,999; M—100,000 or more.

**Table 6. Counties—Employees, Payroll, and Establishments by Industry: 1999—Con.**

[Excludes most government employees, railroad employees, and self-employed persons. Size class 1 to 4 includes establishments with payroll, but no employees, during mid-March pay period. (D) denotes figures withheld to avoid disclosing data for individual companies; the data are included in broader industry totals. Detailed industries with 100 or more employees are shown if industry was not a (D). For explanation of terms, abbreviations, and data reliability/comparability, see introductory text]

NAICS code	Industry	Number of employees for week including March 12	Payroll (\$1,000)		Total number of establishments	Number of establishments by employment-size class									
			First quarter	Annual		1 to 4	5 to 9	10 to 19	20 to 49	50 to 99	100 to 249	250 to 499	500 to 999	1,000 or more	
<b>NORFOLK—Con.</b>															
<b>23 Construction—Con.</b>															
235	Special trade contractors	10 453	105 314	491 567	1 220	765	224	126	68	24	11	1	1	—	
2351	Plumbing, heating & AC contractor	3 483	39 824	181 417	310	183	63	31	21	7	4	—	1	—	
23511	Plumbing, heating & AC contractor	3 483	39 824	181 417	310	183	63	31	21	7	4	—	1	—	
235110	Plumbing, heating & AC contractor	3 483	39 824	181 417	310	183	63	31	21	7	4	—	1	—	
2352	Painting & wall covering contractors	272	1 630	10 241	88	70	11	6	1	—	—	—	—	—	
23521	Painting & wall covering contractors	272	1 630	10 241	88	70	11	6	1	—	—	—	—	—	
235210	Painting & wall covering contractors	272	1 630	10 241	88	70	11	6	1	—	—	—	—	—	
2353	Electrical contractors	2 688	28 768	133 207	233	137	45	20	18	9	3	1	—	—	
23531	Electrical contractors	2 688	28 768	133 207	233	137	45	20	18	9	3	1	—	—	
235310	Electrical contractors	2 688	28 768	133 207	233	137	45	20	18	9	3	1	—	—	
2354	Masonry, drywall, insulation, tile contractors	694	5 991	27 957	105	73	14	9	8	1	—	—	—	—	
23541	Masonry & stone contractors	334	2 786	13 574	54	40	7	1	6	—	—	—	—	—	
235410	Masonry & stone contractors	334	2 786	13 574	54	40	7	1	6	—	—	—	—	—	
23542	Drywall, acoustical & insulation contractors	336	3 046	13 648	45	29	6	7	2	1	—	—	—	—	
235420	Drywall, acoustical & insulation contractors	336	3 046	13 648	45	29	6	7	2	1	—	—	—	—	
2355	Carpentry & floor contractors	860	7 165	34 021	158	108	32	11	5	—	2	—	—	—	
23551	Carpentry contractors	636	5 511	26 109	113	83	17	8	3	—	2	—	—	—	
235510	Carpentry contractors	636	5 511	26 109	113	83	17	8	3	—	2	—	—	—	
23552	Floor laying & other floor contractors	224	1 654	7 912	45	25	15	3	2	—	—	—	—	—	
235520	Floor laying & other floor contractors	224	1 654	7 912	45	25	15	3	2	—	—	—	—	—	
2356	Roofing, siding, & sheet metal contractors	420	3 465	16 495	58	34	11	10	2	1	—	—	—	—	
23561	Roofing, siding, & sheet metal contractors	420	3 465	16 495	58	34	11	10	2	1	—	—	—	—	
235610	Roofing, siding, & sheet metal contractors	420	3 465	16 495	58	34	11	10	2	1	—	—	—	—	
2357	Concrete contractors	331	2 074	13 086	60	37	12	9	1	1	—	—	—	—	
23571	Concrete contractors	331	2 074	13 086	60	37	12	9	1	1	—	—	—	—	
235710	Concrete contractors	331	2 074	13 086	60	37	12	9	1	1	—	—	—	—	
2359	Other special trade contractors	1 691	16 305	74 658	205	122	34	30	12	5	2	—	—	—	
23591	Structural steel erection contractors	279	2 464	12 080	13	5	1	3	2	1	1	—	—	—	
235910	Structural steel erection contractors	279	2 464	12 080	13	5	1	3	2	1	1	—	—	—	
23593	Excavation contractors	402	2 875	16 576	86	65	9	9	1	2	—	—	—	—	
235930	Excavation contractors	402	2 875	16 576	86	65	9	9	1	2	—	—	—	—	
23595	Bldg equip & oth mach installation contractor	382	6 232	22 806	20	7	5	3	3	1	1	—	—	—	
235950	Bldg equip & oth mach installation contractor	382	6 232	22 806	20	7	5	3	3	1	1	—	—	—	
23599	All other special trade contractors	525	3 927	18 966	71	39	15	11	5	1	—	—	—	—	
235990	All other special trade contractors	525	3 927	18 966	71	39	15	11	5	1	—	—	—	—	
<b>31-33</b>	<b>Manufacturing</b>	<b>33 781</b>	<b>369 821</b>	<b>1 579 349</b>	<b>860</b>	<b>267</b>	<b>147</b>	<b>130</b>	<b>175</b>	<b>66</b>	<b>55</b>	<b>12</b>	<b>7</b>	<b>1</b>	
311	Food mfg	1 495	11 080	47 197	58	25	9	9	9	4	1	—	1	—	
3115	Dairy product mfg	(F)	(D)	(D)	3	—	—	—	1	1	—	—	1	—	
31151	Dairy product (exc frozen) mfg	(F)	(D)	(D)	3	—	—	—	1	1	—	—	1	—	
3118	Bakeries & tortilla mfg	366	1 595	6 518	35	17	6	6	5	1	—	—	—	—	
31181	Bread & bakery product mfg	294	1 019	4 346	32	17	6	4	4	1	—	—	—	—	
311811	Retail bakeries	156	358	1 461	21	11	4	3	3	—	—	—	—	—	
311812	Commercial bakeries	138	661	2 885	11	6	2	1	1	1	—	—	—	—	
3119	Other food mfg	222	1 546	7 072	6	1	—	2	2	—	1	—	—	—	
31199	All other food mfg	(C)	(D)	(D)	3	1	—	1	—	1	—	—	—	—	
312	Beverage & tobacco product mfg	(C)	(D)	(D)	2	—	1	—	—	—	1	—	—	—	
3121	Beverage mfg	(C)	(D)	(D)	2	—	1	—	—	—	1	—	—	—	
31211	Soft drink & ice mfg	(C)	(D)	(D)	1	—	—	—	—	—	1	—	—	—	
313	Textile mills	667	6 090	26 583	15	3	—	4	3	4	1	—	—	—	
3132	Fabric mills	602	5 313	23 482	10	1	—	2	2	4	1	—	—	—	
31323	Nonwoven fabric mills	377	3 555	15 324	4	1	—	—	—	2	1	—	—	—	
313230	Nonwoven fabric mills	377	3 555	15 324	4	1	—	—	—	2	1	—	—	—	
314	Textile product mills	198	1 391	6 490	13	7	2	1	2	—	1	—	—	—	
3141	Textile furnishings mills	(C)	(D)	(D)	7	4	1	—	1	—	1	—	—	—	
31412	Curtain & linen mills	(C)	(D)	(D)	6	4	1	—	—	1	—	—	—	—	
315	Apparel manufacturing	(C)	(D)	(D)	23	13	5	1	3	1	—	—	—	—	
3152	Cut & sew apparel mfg	132	647	3 413	15	11	—	1	3	—	—	—	—	—	
31523	Women's, girls' cut & sew apparel mfg	(C)	(D)	(D)	8	4	—	1	3	—	—	—	—	—	
315239	Women's, girls' cut & sew other outerwear mfg	101	459	2 201	6	3	—	—	3	—	—	—	—	—	
321	Wood product mfg	328	2 038	12 384	13	3	7	1	1	—	—	1	—	—	
3219	Other wood product mfg	(E)	(D)	(D)	10	2	6	—	1	—	—	1	—	—	
32199	All other wood product mfg	289	1 704	10 883	5	—	3	—	1	—	—	1	—	—	
321999	All other miscellaneous wood product mfg	289	1 704	10 883	5	—	3	—	1	—	—	1	—	—	
322	Paper mfg	1 278	12 624	53 573	18	2	—	3	4	5	3	1	—	—	
3222	Converted paper product mfg	(G)	(D)	(D)	17	2	—	3	4	4	3	1	—	—	
32221	Paperboard container mfg	419	4 010	18 172	7	1	—	1	1	3	1	—	—	—	
32222	Paper bag & coated & treated paper mfg	525	6 255	25 109	4	1	—	—	1	—	1	—	—	—	
32223	Stationery product mfg	(E)	(D)	(D)	6	—	—	2	2	1	1	—	—	—	
323	Printing & related support activities	2 370	22 343	98 143	128	59	20	21	17	4	7	—	—	—	
3231	Printing & related support activities	2 370	22 343	98 143	128	59	20	21	17	4	7	—	—	—	
32311	Printing	2 133	20 576	90 644	111	50	18	19	14	3	7	—	—	—	
323110	Commercial lithographic printing	1 127	11 077	47 094	52	16	12	12	7	1	4	—	—	—	
323114	Quick printing	154	1 107	4 929	30	22	4	3	1	—	—	—	—	—	
323117	Book printing	309	3 252	14 358	4	—	—	1	1	—	2	—	—	—	
323119	Other commercial printing	142	1 784	8 378	11	5	2	1	3	—	—	—	—	—	
32312	Printing support activities	237	1 767	7 499	17	9	2	2	3	1	—	—	—	—	
323121	Tradebinding & related work	114	746	3 161	4	—	1	1	1	1	—	—	—	—	
323122	Prepress services	123	1 021	4 338	13	9	1	1	2	—	—	—	—	—	

Note: Employment-size classes are indicated as follows: A—0 to 19; B—20 to 99; C—100 to 249; E—250 to 499; F—500 to 2,499; G—1,000 to 2,499; H—2,500 to 4,999; I—5,000 to 9,999; J—10,000 to 24,999; K—25,000 to 49,999; L—50,000 to 99,999; M—100,000 or more.

**Table 6. Counties—Employees, Payroll, and Establishments by Industry: 1999—Con.**

[Excludes most government employees, railroad employees, and self-employed persons. Size class 1 to 4 includes establishments with payroll, but no employees, during mid-March pay period. (D) denotes figures withheld to avoid disclosing data for individual companies; the data are included in broader industry totals. Detailed industries with 100 or more employees are shown if industry was not a (D). For explanation of terms, abbreviations, and data reliability/comparability, see introductory text]

NAICS code	Industry	Number of employees for week including March 12	Payroll (\$1,000)		Total number of establishments	Number of establishments by employment-size class									
			First quarter	Annual		1 to 4	5 to 9	10 to 19	20 to 49	50 to 99	100 to 249	250 to 499	500 to 999	1,000 or more	
<b>NORFOLK—Con.</b>															
<b>31-33 Manufacturing—Con.</b>															
324	Petroleum & coal products mfg .....	346	4 459	17 811	8	2	—	2	2	1	1	—	—	—	
3241	Petroleum & coal products mfg .....	346	4 459	17 811	8	2	—	2	2	1	1	—	—	—	
32412	Asphalt paving, roofing & saturated mat mfg ..	346	4 459	17 811	8	2	—	2	2	1	1	—	—	—	
325	Chemical mfg .....	1 660	20 397	78 963	35	8	6	9	8	1	1	1	1	—	
3254	Pharmaceutical & medicine mfg .....	1 181	13 675	52 205	7	1	2	1	—	—	1	1	1	—	
32541	Pharmaceutical & medicine mfg .....	1 181	13 675	52 205	7	1	2	1	—	—	1	1	1	—	
3255	Paint, coating & adhesive mfg .....	186	3 173	10 907	8	2	1	1	3	1	—	—	—	—	
32552	Adhesive mfg .....	(C)	(D)	(D)	3	1	—	—	1	1	—	—	—	—	
3256	Soap, cleaners & toilet preparation mfg .....	(C)	(D)	(D)	7	2	—	3	2	—	—	—	—	—	
32561	Soap & cleaning compound mfg .....	(C)	(D)	(D)	7	2	—	3	2	—	—	—	—	—	
326	Plastics & rubber products mfg .....	1 105	8 809	39 209	27	3	1	4	13	4	2	—	—	—	
3261	Plastics product mfg .....	(F)	(D)	(D)	19	1	—	4	9	3	2	—	—	—	
32616	Plastics bottle mfg .....	(E)	(D)	(D)	3	—	—	—	—	2	1	—	—	—	
32619	Other plastics product mfg .....	515	4 370	19 833	14	—	—	4	8	1	1	—	—	—	
326199	All other plastics product mfg .....	515	4 370	19 833	14	—	—	4	8	1	1	—	—	—	
3262	Rubber product mfg .....	(C)	(D)	(D)	8	2	1	—	4	1	—	—	—	—	
32629	Other rubber product mfg .....	188	1 846	8 105	6	1	1	—	3	1	—	—	—	—	
327	Nonmetallic mineral product mfg .....	405	3 606	18 094	21	9	6	2	2	1	1	—	—	—	
3273	Cement & concrete product mfg .....	344	2 963	15 527	8	2	1	1	2	1	1	—	—	—	
32732	Ready-mix concrete mfg .....	(C)	(D)	(D)	4	1	—	1	1	1	—	—	—	—	
32739	Other concrete product mfg .....	(C)	(D)	(D)	2	—	1	—	—	—	1	—	—	—	
331	Primary metal mfg .....	340	2 676	12 372	9	1	1	2	3	1	1	—	—	—	
3315	Foundries .....	(C)	(D)	(D)	6	1	1	2	1	—	1	—	—	—	
33151	Ferrous metal foundries .....	(C)	(D)	(D)	3	1	—	—	1	—	1	—	—	—	
332	Fabricated metal product mfg .....	4 678	45 182	200 107	163	43	34	21	41	15	7	2	—	—	
3321	Forging & stamping .....	366	2 765	12 870	11	2	1	2	5	—	1	—	—	—	
33211	Forging & stamping .....	366	2 765	12 870	11	2	1	2	5	—	1	—	—	—	
3323	Architectural & structural metals mfg .....	1 255	9 908	48 430	43	8	8	4	13	8	2	—	—	—	
33231	Plate work & fabricated structural prod mfg ...	212	1 555	7 555	7	1	2	—	1	3	—	—	—	—	
332312	Fabricated structural metal mfg .....	212	1 555	7 555	7	1	2	—	1	3	—	—	—	—	
33232	Ornamental & architectural metal prod mfg ...	1 043	8 353	40 875	36	7	6	4	12	5	2	—	—	—	
332321	Metal window & door mfg .....	166	1 281	5 268	5	1	—	—	3	1	—	—	—	—	
332322	Sheet metal work mfg .....	767	6 239	31 361	24	4	3	4	8	3	2	—	—	—	
332323	Ornamental & architectural metal work mfg .	110	833	4 246	7	2	3	—	1	1	—	—	—	—	
3324	Boiler, tank & shipping container mfg .....	178	1 605	7 473	5	1	1	1	—	2	—	—	—	—	
3327	Mach shops, turn prod, screw, nut, bolt mfg ...	1 046	9 809	47 713	54	16	15	8	10	4	1	—	—	—	
33271	Machine shops .....	643	5 996	28 598	44	14	15	8	4	3	—	—	—	—	
332710	Machine shops .....	643	5 996	28 598	44	14	15	8	4	3	—	—	—	—	
33272	Turned product & screw, nut & bolt mfg .....	403	3 813	19 115	10	2	—	—	6	1	1	—	—	—	
3328	Coating, engrave, heat treating & oth activity ...	396	3 089	13 724	23	6	4	3	9	1	—	—	—	—	
33281	Coating, engrave, heat treating & oth activity .	396	3 089	13 724	23	6	4	3	9	1	—	—	—	—	
332812	Metal coating, engraving & allied services ...	209	1 637	7 580	10	3	—	—	7	—	—	—	—	—	
3329	Other fabricated metal product mfg .....	1 385	17 616	68 143	22	9	3	2	3	—	3	2	—	—	
33291	Metal valve mfg .....	930	12 386	47 662	7	2	—	—	2	—	1	2	—	—	
33299	All other fabricated metal product mfg .....	455	5 230	20 481	15	7	3	2	1	—	2	—	—	—	
332999	All other misc fabricated metal product mfg .	433	5 072	19 526	10	4	2	1	1	—	2	—	—	—	
333	Machinery mfg .....	2 796	33 875	130 691	59	12	12	9	17	3	3	2	1	—	
3331	Ag, construction & mining machinery mfg .....	(C)	(D)	(D)	2	—	—	—	1	—	1	—	—	—	
33313	Mining & oil & gas field machinery mfg .....	(C)	(D)	(D)	2	—	—	—	1	—	1	—	—	—	
3332	Industrial machinery mfg .....	537	7 687	32 559	13	2	5	3	1	1	—	1	—	—	
33322	Plastics & rubber industry machinery mfg ....	(E)	(D)	(D)	2	—	1	—	—	—	—	—	—	—	
33329	Other industrial machinery mfg .....	(C)	(D)	(D)	11	2	4	3	1	1	—	—	—	—	
3333	Commercial & service industry machinery mfg ..	(F)	(D)	(D)	8	3	2	1	1	—	—	—	1	—	
33331	Commercial & service industry machinery mfg .....	(F)	(D)	(D)	8	3	2	1	1	—	—	—	1	—	
3335	Metalworking machinery mfg .....	128	1 153	4 788	11	5	2	1	3	—	—	—	—	—	
33351	Metalworking machinery mfg .....	128	1 153	4 788	11	5	2	1	3	—	—	—	—	—	
3339	Other general purpose machinery mfg .....	1 127	12 064	48 017	19	1	2	2	9	2	2	1	—	—	
33391	Pump & compressor mfg .....	(C)	(D)	(D)	2	—	—	—	1	—	1	—	—	—	
33399	All other general purpose machinery mfg .....	891	9 265	37 249	15	1	1	2	7	2	1	1	—	—	
333999	All other general purpose machinery mfg ..	742	7 857	31 059	10	1	—	1	5	1	1	1	—	—	
334	Computer & electronic product mfg .....	10 144	144 005	613 620	93	21	12	16	16	11	8	5	3	1	
3341	Computer & peripheral equipment mfg .....	(F)	(D)	(D)	13	3	2	2	4	1	—	1	—	—	
33411	Computer & peripheral equipment mfg .....	(F)	(D)	(D)	13	3	2	2	4	1	—	1	—	—	
334119	Other computer peripheral equipment mfg .	582	5 634	23 255	7	1	1	1	2	1	—	1	—	—	
3342	Communications equipment mfg .....	(H)	(D)	(D)	8	1	3	—	—	3	—	—	—	1	
33422	Radio, TV broadcast & wireless comm equip mfg .....	(H)	(D)	(D)	5	—	2	—	—	2	—	—	—	1	
3344	Semiconductor & oth electronic component mfg .....	1 194	17 341	70 417	25	5	4	6	4	3	2	1	—	—	
33441	Semiconductor & oth electronic component mfg .....	1 194	17 341	70 417	25	5	4	6	4	3	2	1	—	—	
334412	Bare printed circuit board mfg .....	363	5 351	22 205	6	2	—	1	1	1	1	—	—	—	
334419	Other electronic component mfg .....	239	3 338	11 675	5	1	1	—	3	1	1	—	—	—	

Note: Employment-size classes are indicated as follows: A—0 to 19; B—20 to 99; C—100 to 249; E—250 to 499; F—500 to 999; G—1,000 to 2,499; H—2,500 to 4,999; I—5,000 to 9,999; J—10,000 to 24,999; K—25,000 to 49,999; L—50,000 to 99,999; M—100,000 or more.

**Table 6. Counties—Employees, Payroll, and Establishments by Industry: 1999—Con.**

[Excludes most government employees, railroad employees, and self-employed persons. Size class 1 to 4 includes establishments with payroll, but no employees, during mid-March pay period. (D) denotes figures withheld to avoid disclosing data for individual companies; the data are included in broader industry totals. Detailed industries with 100 or more employees are shown if industry was not a (D). For explanation of terms, abbreviations, and data reliability/comparability, see introductory text]

NAICS code	Industry	Number of employees for week including March 12	Payroll (\$1,000)		Total number of establishments	Number of establishments by employment-size class									
			First quarter	Annual		1 to 4	5 to 9	10 to 19	20 to 49	50 to 99	100 to 249	250 to 499	500 to 999	1,000 or more	
<b>NORFOLK—Con.</b>															
<b>31-33 Manufacturing—Con.</b>															
Computer & electronic product mfg—Con.															
334	Nav, measuring, medical, control instruments mfg	4 924	58 949	256 234	39	9	—	7	7	4	6	3	3	—	
33451	Nav, measuring, medical, control instruments mfg	4 924	58 949	256 234	39	9	—	7	7	4	6	3	3	—	
334510	Electromedical apparatus mfg	810	8 891	36 185	4	—	—	1	—	2	—	—	1	—	
334512	Automatic environmental control mfg	144	1 145	4 729	4	2	—	1	—	—	1	—	—	—	
334513	Industrial process control mfg	1 853	23 842	110 751	6	1	—	1	—	—	2	—	2	—	
334515	Electricity measuring, testing instrument mfg	618	7 950	36 014	6	2	—	—	2	—	1	1	—	—	
334519	Other measuring & controlling device mfg	539	6 284	26 379	4	—	—	2	—	—	—	1	—	—	
335	Electrical equip, appliance & component mfg	2 053	18 246	78 692	27	5	3	3	5	2	8	—	1	—	
3353	Electrical equipment mfg	684	5 998	26 855	14	3	2	3	3	—	3	—	—	—	
33531	Electrical equipment mfg	684	5 998	26 855	14	3	2	3	3	—	3	—	—	—	
335313	Switchgear & switchboard apparatus mfg	246	2 249	9 529	5	1	—	2	1	—	1	—	—	—	
335314	Relay & industrial control mfg	268	2 556	11 675	5	2	—	1	1	—	1	—	—	—	
3359	Other electrical equipment & component mfg	(G)	(D)	(D)	11	1	1	—	2	1	5	—	1	—	
33591	Battery mfg	(C)	(D)	(D)	2	—	1	—	—	—	1	—	—	—	
33592	Communication & energy wire & cable mfg	(E)	(D)	(D)	4	1	—	—	1	—	2	—	—	—	
33593	Wiring device mfg	(F)	(D)	(D)	2	—	—	—	—	—	1	—	1	—	
33599	All oth electrical equipment & component mfg	192	1 977	9 332	3	—	—	—	1	1	1	—	—	—	
335999	All oth misc electrical equip & component mfg	192	1 977	9 332	3	—	—	—	1	1	1	—	—	—	
336	Transportation equipment mfg	245	1 944	8 856	11	2	1	4	2	2	—	—	—	—	
3363	Motor vehicle parts mfg	(C)	(D)	(D)	8	2	1	1	2	2	—	—	—	—	
33637	Motor vehicle metal stamping	(C)	(D)	(D)	3	1	—	—	1	1	—	—	—	—	
337	Furniture & related product mfg	1 114	9 364	39 805	55	22	13	5	12	—	3	—	—	—	
3371	HH & institutional furniture & kitchen cabinet mfg	368	3 080	13 925	35	17	9	1	8	—	—	—	—	—	
33711	Wood kitchen cabinet & countertop mfg	250	2 059	9 420	25	12	6	1	6	—	—	—	—	—	
337110	Wood kitchen cabinet & countertop mfg	250	2 059	9 420	25	12	6	1	6	—	—	—	—	—	
33712	Household & institutional furniture mfg	118	1 021	4 505	10	5	3	—	2	—	—	—	—	—	
3372	Office furniture (including fixtures) mfg	(C)	(D)	(D)	15	4	4	3	4	—	—	—	—	—	
33721	Office furniture (including fixtures) mfg	(C)	(D)	(D)	15	4	4	3	4	—	—	—	—	—	
337212	Custom architectural woodwork & millwork mfg	106	824	3 084	7	2	1	1	3	—	—	—	—	—	
3379	Other furniture related product mfg	(F)	(D)	(D)	5	1	—	1	—	—	3	—	—	—	
33791	Mattress mfg	548	4 900	20 105	3	—	—	—	—	—	3	—	—	—	
337910	Mattress mfg	548	4 900	20 105	3	—	—	—	—	—	3	—	—	—	
339	Miscellaneous mfg	2 132	18 739	83 694	79	27	13	12	14	7	6	—	—	—	
3391	Medical equipment & supplies mfg	1 098	9 170	39 551	39	16	6	4	6	4	3	—	—	—	
33911	Medical equipment & supplies mfg	1 098	9 170	39 551	39	16	6	4	6	4	3	—	—	—	
339111	Laboratory apparatus & furniture mfg	145	1 602	6 434	5	2	—	1	1	—	1	—	—	—	
339112	Surgical & medical instrument mfg	371	3 612	14 414	11	1	3	2	3	1	1	—	—	—	
339113	Surgical appliance & supplies mfg	229	1 518	8 087	3	—	—	—	1	2	—	—	—	—	
3399	Other miscellaneous mfg	1 034	9 569	44 143	40	11	7	8	8	3	3	—	—	—	
33991	Jewelry & silverware mfg	261	1 848	10 052	10	—	2	4	2	2	—	—	—	—	
339911	Jewelry (exc costume) mfg	106	916	4 995	3	—	—	2	—	1	—	—	—	—	
33992	Sporting & athletic goods mfg	(C)	(D)	(D)	2	—	—	—	1	—	1	—	—	—	
33995	Sign mfg	388	4 296	17 989	15	5	3	1	4	1	1	—	—	—	
339950	Sign mfg	388	4 296	17 989	15	5	3	1	4	1	1	—	—	—	
33999	All other misc mfg	243	2 154	10 239	10	4	1	3	1	—	1	—	—	—	
339999	All other miscellaneous mfg	193	1 568	7 120	7	3	1	2	—	—	1	—	—	—	
<b>42</b>	<b>Wholesale trade</b>	<b>24 369</b>	<b>291 023</b>	<b>1 289 279</b>	<b>1 420</b>	<b>730</b>	<b>262</b>	<b>195</b>	<b>142</b>	<b>45</b>	<b>34</b>	<b>10</b>	<b>1</b>	<b>1</b>	
421	Wholesale trade, durable goods	12 839	159 709	731 314	958	481	201	124	101	30	18	2	1	—	
4211	Motor vehicle, motor vehicle pt & supply whsle	1 267	10 694	54 697	67	33	18	4	7	2	2	1	—	—	
42111	Automobile & other motor vehicle whsle	631	4 655	29 952	15	9	—	1	2	2	—	—	—	—	
421110	Automobile & other motor vehicle whsle	631	4 655	29 952	15	9	—	1	2	2	—	—	—	—	
42112	Motor vehicle supplies & new parts whsle	576	5 687	23 101	37	14	14	2	5	—	2	—	—	—	
421120	Motor vehicle supplies & new parts whsle	576	5 687	23 101	37	14	14	2	5	—	2	—	—	—	
4212	Furniture & home furnishing whsle	620	5 287	26 081	60	33	16	5	3	1	2	—	—	—	
42121	Furniture whsle	177	1 775	9 101	28	16	8	2	2	—	—	—	—	—	
421210	Furniture whsle	177	1 775	9 101	28	16	8	2	2	—	—	—	—	—	
42122	Home furnishing whsle	443	3 512	16 980	32	17	8	3	1	1	2	—	—	—	
421220	Home furnishing whsle	443	3 512	16 980	32	17	8	3	1	1	2	—	—	—	
4213	Lumber & other construction materials whsle	470	5 128	21 736	40	16	8	10	5	—	1	—	—	—	
42131	Lumber, plywood, millwork & wood panel whsle	275	3 059	12 607	20	10	2	4	3	—	1	—	—	—	
421310	Lumber, plywood, millwork & wood panel whsle	275	3 059	12 607	20	10	2	4	3	—	1	—	—	—	
4214	Professional & commercial equip & supp whsle	4 102	59 099	265 708	210	104	41	25	22	8	9	—	1	—	
42141	Photographic equipment & supplies whsle	348	5 246	19 887	7	1	2	1	—	1	2	—	—	—	
421410	Photographic equipment & supplies whsle	348	5 246	19 887	7	1	2	1	—	1	2	—	—	—	
42142	Office equipment whsle	415	3 773	18 110	27	10	6	5	4	1	1	—	—	—	
421420	Office equipment whsle	415	3 773	18 110	27	10	6	5	4	1	1	—	—	—	
42143	Computer & peripheral equip & software whsle	1 884	31 254	134 769	89	49	15	9	10	3	2	—	1	—	
421430	Computer & peripheral equip & software whsle	1 884	31 254	134 769	89	49	15	9	10	3	2	—	1	—	
42144	Other commercial equipment whsle	275	3 155	15 184	14	7	3	1	2	—	1	—	—	—	
421440	Other commercial equipment whsle	275	3 155	15 184	14	7	3	1	2	—	1	—	—	—	
42145	Medical, dental, hospital equip & supp whsle	761	10 586	56 118	48	26	12	3	2	3	2	—	—	—	
421450	Medical, dental, hospital equip & supp whsle	761	10 586	56 118	48	26	12	3	2	3	2	—	—	—	
42146	Ophthalmic goods whsle	222	2 140	8 611	9	4	1	3	—	—	1	—	—	—	
421460	Ophthalmic goods whsle	222	2 140	8 611	9	4	1	3	—	—	1	—	—	—	

Note: Employment-size classes are indicated as follows: A—0 to 19; B—20 to 99; C—100 to 249; E—250 to 499; F—500 to 2,499; G—1,000 to 2,499; H—2,500 to 4,999; I—5,000 to 9,999; J—10,000 to 24,999; K—25,000 to 49,999; L—50,000 to 99,999; M—100,000 or more.

**Table 6. Counties—Employees, Payroll, and Establishments by Industry: 1999—Con.**

[Excludes most government employees, railroad employees, and self-employed persons. Size class 1 to 4 includes establishments with payroll, but no employees, during mid-March pay period. (D) denotes figures withheld to avoid disclosing data for individual companies; the data are included in broader industry totals. Detailed industries with 100 or more employees are shown if industry was not a (D). For explanation of terms, abbreviations, and data reliability/comparability, see introductory text]

NAICS code	Industry	Number of employees for week including March 12	Payroll (\$1,000)		Total number of establishments	Number of establishments by employment-size class										
			First quarter	Annual		1 to 4	5 to 9	10 to 19	20 to 49	50 to 99	100 to 249	250 to 499	500 to 999	1,000 or more		
<b>42</b>	<b>NORFOLK—Con.</b>															
	<b>Wholesale trade—Con.</b>															
421	Wholesale trade, durable goods—Con.															
4214	Professional & commercial equip & supp whsle —Con.															
42149	Oth professional equipment & supplies whsle.	197	2 945	13 029	16	7	2	3	4	—	—	—	—	—	—	
421490	Oth professional equipment & supplies whsle .....	197	2 945	13 029	16	7	2	3	4	—	—	—	—	—	—	
4215	Metal & mineral (except petroleum) whsle .....	471	5 603	23 340	32	15	5	1	8	3	—	—	—	—	—	
42151	Metal service centers & offices whsle .....	(E)	(D)	(D)	30	13	5	1	8	3	—	—	—	—	—	
4216	Electrical goods whsle .....	1 635	22 110	96 699	154	70	40	22	16	5	1	—	—	—	—	
42161	Elec equip, wiring supp, const material whsle ..	696	7 853	34 388	50	20	13	7	7	2	1	—	—	—	—	
421610	Elec equip, wiring supp, const material whsle .....	696	7 853	34 388	50	20	13	7	7	2	1	—	—	—	—	
42162	Electric appliance, TV, radio set whsle .....	239	2 566	13 665	17	4	6	2	4	1	—	—	—	—	—	
421620	Electric appliance, TV, radio set whsle .....	239	2 566	13 665	17	4	6	2	4	1	—	—	—	—	—	
42169	Other electronic parts & equipment whsle .....	700	11 691	48 646	87	46	21	13	5	2	—	—	—	—	—	
421690	Other electronic parts & equipment whsle ..	700	11 691	48 646	87	46	21	13	5	2	—	—	—	—	—	
4217	Hardware, plumb & heating equip & sup whsle ..	973	15 931	84 482	88	43	18	13	9	5	—	—	—	—	—	
42171	Hardware whsle .....	432	8 239	49 262	33	14	5	6	7	1	—	—	—	—	—	
421710	Hardware whsle .....	432	8 239	49 262	33	14	5	6	7	1	—	—	—	—	—	
42172	Plumbing & heating equipment & supplies whsle .....	370	4 445	20 390	33	17	9	3	1	3	—	—	—	—	—	
421720	Plumbing & heating equipment & supplies whsle .....	370	4 445	20 390	33	17	9	3	1	3	—	—	—	—	—	
42173	Warm air heating & AC equip & supplies whsle .....	140	2 964	13 153	17	10	3	2	1	1	—	—	—	—	—	
421730	Warm air heating & AC equip & supplies whsle .....	140	2 964	13 153	17	10	3	2	1	1	—	—	—	—	—	
4218	Machinery, equipment & supplies whsle .....	2 108	24 363	106 126	195	95	44	32	18	3	3	—	—	—	—	
42182	Farm & garden machinery & equipment whsle .....	108	1 488	6 516	3	—	—	—	2	1	—	—	—	—	—	
421820	Farm & garden machinery & equipment whsle .....	108	1 488	6 516	3	—	—	—	2	1	—	—	—	—	—	
42183	Industrial machinery & equipment whsle .....	1 366	16 305	71 608	123	61	28	20	10	2	2	—	—	—	—	
421830	Industrial machinery & equipment whsle .....	1 366	16 305	71 608	123	61	28	20	10	2	2	—	—	—	—	
42184	Industrial supplies whsle .....	467	5 079	21 319	43	21	9	7	5	—	1	—	—	—	—	
421840	Industrial supplies whsle .....	467	5 079	21 319	43	21	9	7	5	—	1	—	—	—	—	
42185	Service establishment equip & supplies whsle .....	111	953	4 042	16	8	5	2	1	—	—	—	—	—	—	
421850	Service establishment equip & supplies whsle .....	111	953	4 042	16	8	5	2	1	—	—	—	—	—	—	
4219	Miscellaneous durable goods whsle .....	1 193	11 494	52 445	112	72	11	12	13	3	—	1	—	—	—	
42191	Sporting & recreational goods & supply whsle .....	493	4 999	21 539	24	15	1	3	3	1	—	1	—	—	—	
421910	Sporting & recreational goods & supply whsle .....	493	4 999	21 539	24	15	1	3	3	1	—	1	—	—	—	
42193	Recyclable material whsle .....	348	2 988	13 253	23	13	—	3	5	2	—	—	—	—	—	
421930	Recyclable material whsle .....	348	2 988	13 253	23	13	—	3	5	2	—	—	—	—	—	
42199	Other miscellaneous durable goods whsle .....	236	2 608	12 271	38	25	4	5	4	—	—	—	—	—	—	
421990	Other miscellaneous durable goods whsle ..	236	2 608	12 271	38	25	4	5	4	—	—	—	—	—	—	
422	Wholesale trade, nondurable goods .....	11 530	131 314	557 965	462	249	61	71	41	15	16	8	—	—	1	
4221	Paper & paper product whsle .....	830	9 879	43 648	74	47	11	7	6	2	1	—	—	—	—	
42212	Stationery & office supplies whsle .....	599	6 902	30 310	37	19	6	6	3	2	1	—	—	—	—	
422120	Stationery & office supplies whsle .....	599	6 902	30 310	37	19	6	6	3	2	1	—	—	—	—	
42213	Industrial & personal service paper whsle ..	140	1 584	7 248	23	17	4	—	2	—	—	—	—	—	—	
422130	Industrial & personal service paper whsle ..	140	1 584	7 248	23	17	4	—	2	—	—	—	—	—	—	
4222	Drugs & druggists' sundries whsle .....	928	13 469	49 474	20	11	—	2	1	3	1	—	—	—	—	
42221	Drugs & druggists' sundries whsle .....	928	13 469	49 474	20	11	—	2	1	3	1	—	—	—	—	
422210	Drugs & druggists' sundries whsle .....	928	13 469	49 474	20	11	—	2	1	3	1	—	—	—	—	
4223	Apparel, piece goods & notions whsle .....	2 472	34 496	144 438	68	41	8	7	9	—	2	—	—	—	1	
42231	Piece goods, notions & other dry goods whsle .....	254	2 315	10 405	19	11	2	3	2	—	1	—	—	—	—	
422310	Piece goods, notions & other dry goods whsle .....	254	2 315	10 405	19	11	2	3	2	—	1	—	—	—	—	
42232	Men's & boys' clothing & furnishings whsle ..	(C)	(D)	(D)	15	7	4	1	3	—	—	—	—	—	—	
42233	Women's, children's, infants' clothing whsle ..	307	4 431	17 360	23	15	1	3	3	—	1	—	—	—	—	
422330	Women's, children's, infants' clothing whsle ..	307	4 431	17 360	23	15	1	3	3	—	1	—	—	—	—	
42234	Footwear whsle .....	(G)	(D)	(D)	11	8	1	—	1	—	—	—	—	—	1	
4224	Grocery & related product whsle .....	3 514	34 626	154 718	136	65	18	28	12	6	4	3	—	—	—	
42241	General line grocery whsle .....	216	2 278	9 930	24	12	1	8	3	—	—	—	—	—	—	
422410	General line grocery whsle .....	216	2 278	9 930	24	12	1	8	3	—	—	—	—	—	—	
42242	Packaged frozen food whsle .....	593	5 812	25 791	18	8	3	2	4	—	—	1	—	—	—	
422420	Packaged frozen food whsle .....	593	5 812	25 791	18	8	3	2	4	—	—	1	—	—	—	
42245	Confectionery whsle .....	468	3 414	15 194	7	1	2	2	—	—	2	—	—	—	—	
422450	Confectionery whsle .....	468	3 414	15 194	7	1	2	2	—	—	2	—	—	—	—	
42246	Fish & seafood whsle .....	106	642	3 284	8	6	—	1	—	1	—	—	—	—	—	
422460	Fish & seafood whsle .....	106	642	3 284	8	6	—	1	—	1	—	—	—	—	—	
42249	Other grocery & related products whsle .....	2 014	21 027	91 217	53	22	6	11	5	5	2	2	—	—	—	
422490	Other grocery & related products whsle ....	2 014	21 027	91 217	53	22	6	11	5	5	2	2	—	—	—	
4226	Chemical & allied products whsle .....	297	3 554	18 368	36	23	4	5	4	—	—	—	—	—	—	
42269	Other chemical & allied products whsle .....	216	2 320	13 404	26	18	2	3	3	—	—	—	—	—	—	
422690	Other chemical & allied products whsle ....	216	2 320	13 404	26	18	2	3	3	—	—	—	—	—	—	
4227	Petroleum & petroleum products whsle .....	(E)	(D)	(D)	15	9	2	2	1	—	1	—	—	—	—	
42272	Petroleum prod whsle (exc bulk sta, terminals) .....	247	2 904	12 249	12	9	1	—	1	—	1	—	—	—	—	
422720	Petroleum prod whsle (exc bulk sta, terminals) .....	247	2 904	12 249	12	9	1	—	1	—	1	—	—	—	—	

Note: Employment-size classes are indicated as follows: A—0 to 19; B—20 to 99; C—100 to 249; E—250 to 499; F—500 to 999; G—1,000 to 2,499; H—2,500 to 4,999; I—5,000 to 9,999; J—10,000 to 24,999; K—25,000 to 49,999; L—50,000 to 99,999; M—100,000 or more.



**Table 6. Counties—Employees, Payroll, and Establishments by Industry: 1999—Con.**

[Excludes most government employees, railroad employees, and self-employed persons. Size class 1 to 4 includes establishments with payroll, but no employees, during mid-March pay period. (D) denotes figures withheld to avoid disclosing data for individual companies; the data are included in broader industry totals. Detailed industries with 100 or more employees are shown if industry was not a (D). For explanation of terms, abbreviations, and data reliability/comparability, see introductory text]

NAICS code	Industry	Number of employees for week including March 12	Payroll (\$1,000)		Total number of establishments	Number of establishments by employment-size class																				
			First quarter	Annual		1 to 4	5 to 9	10 to 19	20 to 49	50 to 99	100 to 249	250 to 499	500 to 999	1,000 or more												
<b>NORFOLK—Con.</b>																										
<b>42</b>	<b>Wholesale trade—Con.</b>																									
422	Wholesale trade, nondurable goods—Con.																									
4228	Beer, wine, distilled alcoholic beverage whse ..	947	10 728	47 791	20	7	2	4	2	2	2	1	—	—	—	—	—	—	—							
42281	Beer & ale whse ..	273	2 068	9 127	5	2	—	1	—	1	1	—	—	—	—	—	—	—	—							
422810	Beer & ale whse ..	273	2 068	9 127	5	2	—	1	—	1	1	—	—	—	—	—	—	—	—							
42282	Wine & distilled alcoholic beverage whse ..	674	8 660	38 664	15	5	2	3	2	1	1	—	—	—	—	—	—	—	—							
422820	Wine & distilled alcoholic beverage whse ..	674	8 660	38 664	15	5	2	3	2	1	1	—	—	—	—	—	—	—	—							
4229	Miscellaneous nondurable goods whse .....	2 257	21 142	85 475	90	44	15	16	5	4	3	3	—	—	—	—	—	—	—							
42292	Book, periodical & newspaper whse ..	941	9 913	35 357	21	8	5	2	1	2	1	2	—	—	—	—	—	—	—							
422920	Book, periodical & newspaper whse ..	941	9 913	35 357	21	8	5	2	1	2	1	2	—	—	—	—	—	—	—							
42294	Tobacco & tobacco product whse ..	467	3 688	17 357	6	1	2	—	1	—	2	—	—	—	—	—	—	—	—							
422940	Tobacco & tobacco product whse ..	467	3 688	17 357	6	1	2	—	1	—	2	—	—	—	—	—	—	—	—							
42295	Paint, varnish & supplies whse ..	388	3 777	15 436	8	4	—	3	—	—	—	—	—	—	—	—	—	—	—							
422950	Paint, varnish & supplies whse ..	388	3 777	15 436	8	4	—	3	—	—	—	—	—	—	—	—	—	—	—							
42299	Other miscellaneous nondurable goods whse ..	392	3 295	15 436	48	27	7	10	2	2	—	—	—	—	—	—	—	—	—							
422990	Other miscellaneous nondurable goods whse ..	392	3 295	15 436	48	27	7	10	2	2	—	—	—	—	—	—	—	—	—							
<b>44-45</b>	<b>Retail trade .....</b>													<b>40 168</b>	<b>195 334</b>	<b>881 691</b>	<b>2 613</b>	<b>1 141</b>	<b>683</b>	<b>352</b>	<b>271</b>	<b>86</b>	<b>69</b>	<b>10</b>	<b>1</b>	
441	Motor vehicle & parts dealers .....	4 840	38 286	199 276	210	77	39	28	40	12	14	—	—	—	—	—	—	—	—							
4411	Automobile dealers .....	3 758	31 482	165 334	107	35	9	6	34	11	12	—	—	—	—	—	—	—	—							
44111	New car dealers .....	3 659	30 829	161 930	74	10	2	5	34	11	12	—	—	—	—	—	—	—	—							
441110	New car dealers .....	3 659	30 829	161 930	74	10	2	5	34	11	12	—	—	—	—	—	—	—	—							
4413	Automotive parts, accessories & tire stores .....	992	6 153	30 583	89	35	26	20	5	1	2	—	—	—	—	—	—	—	—							
44131	Automotive parts, accessories & tire stores ..	794	4 818	24 080	65	29	18	11	4	1	2	—	—	—	—	—	—	—	—							
441310	Automotive parts, accessories & tire stores ..	794	4 818	24 080	65	29	18	11	4	1	2	—	—	—	—	—	—	—	—							
44132	Tire dealers .....	198	1 335	6 503	24	6	8	9	1	—	—	—	—	—	—	—	—	—	—							
441320	Tire dealers .....	198	1 335	6 503	24	6	8	9	1	—	—	—	—	—	—	—	—	—	—							
442	Furniture & home furnishing stores .....	1 953	10 880	48 987	169	73	43	32	16	2	2	1	—	—	—	—	—	—	—							
4421	Furniture stores .....	750	4 235	20 720	53	21	14	9	7	1	—	1	—	—	—	—	—	—	—							
44211	Furniture stores .....	750	4 235	20 720	53	21	14	9	7	1	—	1	—	—	—	—	—	—	—							
442110	Furniture stores .....	750	4 235	20 720	53	21	14	9	7	1	—	1	—	—	—	—	—	—	—							
4422	Home furnishings stores .....	1 203	6 645	28 267	116	52	29	23	9	1	2	—	—	—	—	—	—	—	—							
44221	Floor covering stores .....	377	3 273	14 674	40	19	12	6	2	—	1	—	—	—	—	—	—	—	—							
442210	Floor covering stores .....	377	3 273	14 674	40	19	12	6	2	—	1	—	—	—	—	—	—	—	—							
44229	Other home furnishings stores .....	826	3 372	13 593	76	33	17	17	7	1	1	—	—	—	—	—	—	—	—							
442299	All other home furnishings stores .....	776	3 034	12 654	66	27	14	16	7	1	1	—	—	—	—	—	—	—	—							
443	Electronics & appliance stores .....	1 006	6 207	28 404	109	54	31	16	4	3	1	—	—	—	—	—	—	—	—							
4431	Electronics & appliance stores .....	1 006	6 207	28 404	109	54	31	16	4	3	1	—	—	—	—	—	—	—	—							
44311	Appliance, TV & all other electronics stores ..	748	4 695	19 790	67	29	21	10	4	2	1	—	—	—	—	—	—	—	—							
443111	Household appliance stores .....	183	1 098	5 401	27	14	10	—	3	—	—	—	—	—	—	—	—	—	—							
443112	Radio, television & other electronics stores ..	565	3 597	14 389	40	15	11	10	1	2	1	—	—	—	—	—	—	—	—							
44312	Computer & software stores .....	179	1 209	7 233	31	21	7	2	—	1	—	—	—	—	—	—	—	—	—							
443120	Computer & software stores .....	179	1 209	7 233	31	21	7	2	—	1	—	—	—	—	—	—	—	—	—							
444	Bldg material & garden equip & supp dealers .....	2 938	22 208	95 470	206	86	58	25	29	3	5	—	—	—	—	—	—	—	—							
4441	Building material & supplies dealers .....	2 787	21 512	91 677	181	72	53	20	28	3	5	—	—	—	—	—	—	—	—							
44411	Home centers .....	1 092	6 306	26 426	14	1	2	3	2	2	4	—	—	—	—	—	—	—	—							
444110	Home centers .....	1 092	6 306	26 426	14	1	2	3	2	2	4	—	—	—	—	—	—	—	—							
44412	Paint & wallpaper stores .....	151	847	3 944	21	10	8	—	3	—	—	—	—	—	—	—	—	—	—							
444120	Paint & wallpaper stores .....	151	847	3 944	21	10	8	—	3	—	—	—	—	—	—	—	—	—	—							
44413	Hardware stores .....	278	1 583	7 209	42	16	19	4	3	—	—	—	—	—	—	—	—	—	—							
444130	Hardware stores .....	278	1 583	7 209	42	16	19	4	3	—	—	—	—	—	—	—	—	—	—							
44419	Other building material dealers .....	1 266	12 776	54 098	104	45	24	13	20	1	1	—	—	—	—	—	—	—	—							
444190	Other building material dealers .....	1 266	12 776	54 098	104	45	24	13	20	1	1	—	—	—	—	—	—	—	—							
4442	Lawn & garden equip & supplies stores .....	151	696	3 793	25	14	5	5	1	—	—	—	—	—	—	—	—	—	—							
445	Food & beverage stores .....	9 101	37 958	162 712	387	179	97	49	16	12	30	4	—	—	—	—	—	—	—							
4451	Grocery stores .....	8 008	34 056	144 711	224	94	54	23	7	12	30	4	—	—	—	—	—	—	—							
44511	Grocery (except convenience) stores .....	7 304	32 050	135 830	110	44	10	5	6	11	30	4	—	—	—	—	—	—	—							
445110	Grocery (except convenience) stores .....	7 304	32 050	135 830	110	44	10	5	6	11	30	4	—	—	—	—	—	—	—							
44512	Convenience stores .....	704	2 006	8 881	114	50	44	18	1	1	—	—	—	—	—	—	—	—	—							
445120	Convenience stores .....	704	2 006	8 881	114	50	44	18	1	1	—	—	—	—	—	—	—	—	—							
4452	Specialty food stores .....	488	1 752	8 290	61	31	11	13	6	—	—	—	—	—	—	—	—	—	—							
44521	Meat markets .....	180	681	3 584	16	6	3	4	3	—	—	—	—	—	—	—	—	—	—							
445210	Meat markets .....	180	681	3 584	16	6	3	4	3	—	—	—	—	—	—	—	—	—	—							
44529	Other specialty food stores .....	185	706	3 126	32	20	6	4	2	—	—	—	—	—	—	—	—	—	—							
4453	Beer, wine & liquor stores .....	605	2 150	9 711	102	54	32	13	3	—	—	—	—	—	—	—	—	—	—							
44531	Beer, wine & liquor stores .....	605	2 150	9 711	102	54	32	13	3	—	—	—	—	—	—	—	—	—	—							
445310	Beer, wine & liquor stores .....	605	2 150	9 711	102	54	32	13	3	—	—	—	—	—	—	—	—	—	—							
446	Health & personal care stores .....	3 454	13 419	58 141	212	73	48	21	56	13	1	—	—	—	—	—	—	—	—							
4461	Health & personal care stores .....	3 454	13 419	58 141	212	73	48	21	56	13	1	—	—	—	—	—	—	—	—							
44611	Pharmacies & drug stores .....	2 871	10 791	45 512	103	11	12	14	52	13	1	—	—	—	—	—	—	—	—							
446110	Pharmacies & drug stores .....	2 871	10 791	45 512	1																					

**Table 6. Counties—Employees, Payroll, and Establishments by Industry: 1999—Con.**

[Excludes most government employees, railroad employees, and self-employed persons. Size class 1 to 4 includes establishments with payroll, but no employees, during mid-March pay period. (D) denotes figures withheld to avoid disclosing data for individual companies; the data are included in broader industry totals. Detailed industries with 100 or more employees are shown if industry was not a (D). For explanation of terms, abbreviations, and data reliability/comparability, see introductory text]

NAICS code	Industry	Number of employees for week including March 12	Payroll (\$1,000)		Total number of establishments	Number of establishments by employment-size class																				
			First quarter	Annual		1 to 4	5 to 9	10 to 19	20 to 49	50 to 99	100 to 249	250 to 499	500 to 999	1,000 or more												
<b>NORFOLK—Con.</b>																										
<b>44-45 Retail trade—Con.</b>																										
448	Clothing & clothing accessories stores . . . . .	4 677	15 282	67 789	383	127	125	73	43	11	4	—	—	—	—	—	—									
4481	Clothing stores . . . . .	3 753	11 284	50 251	236	68	63	50	40	11	4	—	—	—	—	—	—									
44811	Men's clothing stores . . . . .	250	839	3 692	25	6	10	5	4	—	—	—	—	—	—	—	—									
448110	Men's clothing stores . . . . .	250	839	3 692	25	6	10	5	4	—	—	—	—	—	—	—	—									
44812	Women's clothing stores . . . . .	1 011	2 992	13 321	88	27	25	22	12	2	—	—	—	—	—	—	—									
448120	Women's clothing stores . . . . .	1 011	2 992	13 321	88	27	25	22	12	2	—	—	—	—	—	—	—									
44813	Children's & infants' clothing stores . . . . .	331	1 289	3 667	23	6	8	4	4	—	1	—	—	—	—	—	—									
448130	Children's & infants' clothing stores . . . . .	331	1 289	3 667	23	6	8	4	4	—	1	—	—	—	—	—	—									
44814	Family clothing stores . . . . .	1 871	5 110	24 763	57	9	8	9	19	9	3	—	—	—	—	—	—									
448140	Family clothing stores . . . . .	1 871	5 110	24 763	57	9	8	9	19	9	3	—	—	—	—	—	—									
44819	Other clothing stores . . . . .	216	785	3 387	28	12	7	8	1	—	—	—	—	—	—	—	—									
448190	Other clothing stores . . . . .	216	785	3 387	28	12	7	8	1	—	—	—	—	—	—	—	—									
4482	Shoe stores . . . . .	507	1 739	7 926	77	32	31	12	2	—	—	—	—	—	—	—	—									
44821	Shoe stores . . . . .	507	1 739	7 926	77	32	31	12	2	—	—	—	—	—	—	—	—									
448210	Shoe stores . . . . .	507	1 739	7 926	77	32	31	12	2	—	—	—	—	—	—	—	—									
4483	Jewelry, luggage & leather goods stores . . . . .	417	2 259	9 612	70	27	31	11	1	—	—	—	—	—	—	—	—									
44831	Jewelry stores . . . . .	370	2 034	8 661	63	27	25	10	1	—	—	—	—	—	—	—	—									
448310	Jewelry stores . . . . .	370	2 034	8 661	63	27	25	10	1	—	—	—	—	—	—	—	—									
451	Sporting goods, hobby, book & music stores . . . . .	2 030	6 073	27 049	174	68	49	26	21	10	—	—	—	—	—	—	—									
4511	Sporting goods, hobby, musical instrument stores . . . . .	1 285	3 832	17 488	103	42	24	18	11	8	—	—	—	—	—	—	—									
45111	Sporting goods stores . . . . .	610	1 850	8 129	56	26	12	9	5	4	—	—	—	—	—	—	—									
451110	Sporting goods stores . . . . .	610	1 850	8 129	56	26	12	9	5	4	—	—	—	—	—	—	—									
45112	Hobby, toy & game stores . . . . .	475	1 261	6 066	29	7	8	6	2	—	—	—	—	—	—	—	—									
451120	Hobby, toy & game stores . . . . .	475	1 261	6 066	29	7	8	6	2	—	—	—	—	—	—	—	—									
45113	Sewing, needlework & piece goods stores . . . . .	176	481	1 943	11	3	3	3	—	2	—	—	—	—	—	—	—									
451130	Sewing, needlework & piece goods stores . . . . .	176	481	1 943	11	3	3	3	—	2	—	—	—	—	—	—	—									
4512	Book, periodical & music stores . . . . .	745	2 241	9 561	71	26	25	8	10	2	—	—	—	—	—	—	—									
45121	Book stores & news dealers . . . . .	576	1 772	7 422	52	22	15	5	8	2	—	—	—	—	—	—	—									
451211	Book stores . . . . .	560	1 712	7 159	45	15	15	5	8	2	—	—	—	—	—	—	—									
45122	Prerecorded tape, CD & record stores . . . . .	169	469	2 139	19	4	10	3	2	—	—	—	—	—	—	—	—									
451220	Prerecorded tape, CD & record stores . . . . .	169	469	2 139	19	4	10	3	2	—	—	—	—	—	—	—	—									
452	General merchandise stores . . . . .	4 768	17 118	72 663	54	13	10	2	3	12	8	5	1	—	—	—	—									
4521	Department stores . . . . .	3 675	13 143	57 051	19	—	—	—	—	9	4	5	1	—	—	—	—									
45211	Department stores . . . . .	3 675	13 143	57 051	19	—	—	—	—	9	4	5	1	—	—	—	—									
452110	Department stores . . . . .	3 675	13 143	57 051	19	—	—	—	—	9	4	5	1	—	—	—	—									
4529	Other general merchandise stores . . . . .	1 093	3 975	15 612	35	13	10	2	3	3	4	—	—	—	—	—	—									
45291	Warehouse clubs & superstores . . . . .	(E)	(D)	(D)	4	1	—	—	—	1	2	—	—	—	—	—	—									
45299	All other general merchandise stores . . . . .	(F)	(D)	(D)	31	12	10	2	3	2	2	—	—	—	—	—	—									
453	Miscellaneous store retailers . . . . .	2 281	9 036	37 667	284	163	61	29	27	3	1	—	—	—	—	—	—									
4531	Florists . . . . .	318	1 180	6 235	57	41	8	5	3	—	—	—	—	—	—	—	—									
45311	Florists . . . . .	318	1 180	6 235	57	41	8	5	3	—	—	—	—	—	—	—	—									
453110	Florists . . . . .	318	1 180	6 235	57	41	8	5	3	—	—	—	—	—	—	—	—									
4532	Office supplies, stationery & gift stores . . . . .	1 104	4 867	18 142	104	44	27	16	15	2	—	—	—	—	—	—	—									
45321	Office supplies & stationery stores . . . . .	499	3 305	10 883	23	9	2	1	9	2	—	—	—	—	—	—	—									
453210	Office supplies & stationery stores . . . . .	499	3 305	10 883	23	9	2	1	9	2	—	—	—	—	—	—	—									
45322	Gift, novelty & souvenir stores . . . . .	605	1 562	7 259	81	35	25	15	6	—	—	—	—	—	—	—	—									
453220	Gift, novelty & souvenir stores . . . . .	605	1 562	7 259	81	35	25	15	6	—	—	—	—	—	—	—	—									
4533	Used merchandise stores . . . . .	289	1 070	4 376	31	23	4	1	1	1	1	—	—	—	—	—	—									
45331	Used merchandise stores . . . . .	289	1 070	4 376	31	23	4	1	1	1	1	—	—	—	—	—	—									
453310	Used merchandise stores . . . . .	289	1 070	4 376	31	23	4	1	1	1	1	—	—	—	—	—	—									
4539	Other miscellaneous store retailers . . . . .	570	1 919	8 914	92	55	22	7	8	—	—	—	—	—	—	—	—									
45391	Pet & pet supplies stores . . . . .	221	638	2 891	22	9	6	3	4	—	—	—	—	—	—	—	—									
453910	Pet & pet supplies stores . . . . .	221	638	2 891	22	9	6	3	4	—	—	—	—	—	—	—	—									
45399	All other miscellaneous store retailers . . . . .	276	1 046	4 883	50	32	11	3	4	—	—	—	—	—	—	—	—									
453998	All other misc store retailers (exc tobacco) . . . . .	261	985	4 640	44	26	11	3	4	—	—	—	—	—	—	—	—									
454	Nonstore retailers . . . . .	1 600	13 017	57 192	152	76	38	20	11	5	2	—	—	—	—	—	—									
4541	Electronic shopping & mail-order houses . . . . .	547	3 852	17 543	31	18	6	2	1	2	2	—	—	—	—	—	—									
45411	Electronic shopping & mail-order houses . . . . .	547	3 852	17 543	31	18	6	2	1	2	2	—	—	—	—	—	—									
454110	Electronic shopping & mail-order houses . . . . .	547	3 852	17 543	31	18	6	2	1	2	2	—	—	—	—	—	—									
4542	Vending machine operators . . . . .	124	798	3 654	20	13	3	3	1	—	—	—	—	—	—	—	—									
45421	Vending machine operators . . . . .	124	798	3 654	20	13	3	3	1	—	—	—	—	—	—	—	—									
454210	Vending machine operators . . . . .	124	798	3 654	20	13	3	3	1	—	—	—	—	—	—	—	—									
4543	Direct selling establishments . . . . .	929	8 367	35 995	101	45	29	15	9	3	—	—	—	—	—	—	—									
45431	Fuel dealers . . . . .	807	7 519	32 548	75	29	22	13	8	3	—	—	—	—	—	—	—									
454311	Heating oil dealers . . . . .	685	6 350	26 886	68	26	22	11	7	2	—	—	—	—	—	—	—									
454312	Liquified petroleum gas (bottled gas) dealers . . . . .	122	1 169	5 662	7	3	—	2	1	1	—	—	—	—	—	—	—									
45439	Other direct selling establishments . . . . .	122	848	3 447	26	16	7	2	1	—	—	—	—	—	—	—	—									
454390	Other direct selling establishments . . . . .	122	848	3 447	26	16	7	2	1	—	—	—	—	—	—	—	—									
<b>48-49</b>	<b>Transportation &amp; warehousing . . . . .</b>	<b>11 879</b>	<b>79 393</b>	<b>362 783</b>	<b>362</b>	<b>176</b>	<b>67</b>	<b>46</b>	<b>38</b>	<b>20</b>	<b>11</b>	<b>3</b>	<b>—</b>	<b>—</b>	<b>—</b>	<b>—</b>	<b>1</b>									
481	Air transportation . . . . .	(C)	(D)	(D)	5	2	1	—	1	—	1	—	—	—	—	—	—									
4812	Nonscheduled air transportation . . . . .	(C)	(D)	(D)	3	—	1	—	1	—	1	—	—	—	—	—	—									
48121	Nonscheduled air transportation . . . . .	(C)	(D)	(D)	3	—	1	—	1	—	1	—	—	—	—	—	—									
483	Water transportation . . . . .	(E)	(D)	(D)	5	1	2	—	—	1	—	1	—	—	—	—	—									
4831	Deep sea, coastal & Great Lakes water trans . . . . .	(E)	(D)	(D)	4	1	2	—																		

**Table 6. Counties—Employees, Payroll, and Establishments by Industry: 1999—Con.**

[Excludes most government employees, railroad employees, and self-employed persons. Size class 1 to 4 includes establishments with payroll, but no employees, during mid-March pay period. (D) denotes figures withheld to avoid disclosing data for individual companies; the data are included in broader industry totals. Detailed industries with 100 or more employees are shown if industry was not a (D). For explanation of terms, abbreviations, and data reliability/comparability, see introductory text]

NAICS code	Industry	Number of employees for week including March 12	Payroll (\$1,000)		Total number of establishments	Number of establishments by employment-size class																				
			First quarter	Annual		1 to 4	5 to 9	10 to 19	20 to 49	50 to 99	100 to 249	250 to 499	500 to 999	1,000 or more												
<b>NORFOLK—Con.</b>																										
<b>48-49 Transportation &amp; warehousing—Con.</b>																										
484	Truck transportation	2 114	15 909	75 147	167	98	23	20	14	8	4	—	—	—												
4841	General freight trucking	1 258	10 030	45 951	70	38	10	6	8	4	4	—	—	—												
48411	General freight trucking, local	399	2 245	10 729	40	25	7	4	2	1	1	—	—	—												
484110	General freight trucking, local	399	2 245	10 729	40	25	7	4	2	1	1	—	—	—												
48412	General freight trucking, long-distance	859	7 785	35 222	30	13	3	2	6	3	3	—	—	—												
484121	General freight trucking, long-distance, TL	467	4 120	18 701	21	11	2	2	4	—	2	—	—	—												
484122	General freight trucking, long-distance, LTL	392	3 665	16 521	9	2	1	—	2	3	1	—	—	—												
4842	Specialized freight trucking	856	5 879	29 196	97	60	13	14	6	4	—	—	—	—												
48421	Used household & office goods moving	401	2 538	12 149	26	10	5	7	1	3	—	—	—	—												
484210	Used household & office goods moving	401	2 538	12 149	26	10	5	7	1	3	—	—	—	—												
48422	Specialized freight (exc used) trucking, local	265	1 807	9 104	55	43	5	5	1	1	—	—	—	—												
484220	Specialized freight (exc used) trucking, local	265	1 807	9 104	55	43	5	5	1	1	—	—	—	—												
48423	Specialized freight (exc used) trucking, LDist	190	1 534	7 943	16	7	3	2	4	—	—	—	—	—												
484230	Specialized freight (exc used) trucking, LDist	190	1 534	7 943	16	7	3	2	4	—	—	—	—	—												
485	Transit & ground passenger transportation	1 905	6 496	30 071	75	33	12	8	12	6	3	1	—	—												
4851	Urban transit systems	(C)	(D)	(D)	3	—	1	—	1	1	—	—	—	—												
48511	Urban transit systems	(C)	(D)	(D)	3	—	1	—	1	1	—	—	—	—												
4853	Taxi & limousine service	568	2 239	10 504	36	18	6	5	4	2	1	—	—	—												
48531	Taxi service	220	883	3 787	23	13	4	2	3	1	—	—	—	—												
485310	Taxi service	220	883	3 787	23	13	4	2	3	1	—	—	—	—												
48532	Limousine service	348	1 356	6 717	13	5	2	3	1	1	—	—	—	—												
485320	Limousine service	348	1 356	6 717	13	5	2	3	1	1	—	—	—	—												
4854	School & employee bus transportation	609	2 062	9 020	14	7	—	2	1	2	1	1	—	—												
48541	School & employee bus transportation	609	2 062	9 020	14	7	—	2	1	2	1	1	—	—												
485410	School & employee bus transportation	609	2 062	9 020	14	7	—	2	1	2	1	1	—	—												
4855	Charter bus industry	(C)	(D)	(D)	4	—	1	—	2	1	—	—	—	—												
48551	Charter bus industry	(C)	(D)	(D)	4	—	1	—	2	1	—	—	—	—												
4859	Oth transit & ground passenger transportation	408	1 276	5 744	18	8	4	1	4	—	1	—	—	—												
48599	Oth transit & ground passenger transportation	408	1 276	5 744	18	8	4	1	4	—	1	—	—	—												
485991	Special needs transportation	397	1 237	5 531	15	6	3	1	4	—	1	—	—	—												
488	Transportation support activities	408	3 259	14 863	49	20	17	9	3	—	—	—	—	—												
4885	Freight transportation arrangement	266	2 397	11 081	24	6	11	4	3	—	—	—	—	—												
48851	Freight transportation arrangement	266	2 397	11 081	24	6	11	4	3	—	—	—	—	—												
488510	Freight transportation arrangement	266	2 397	11 081	24	6	11	4	3	—	—	—	—	—												
492	Couriers & messengers	6 309	44 146	196 858	37	16	7	4	4	1	3	1	—	—				1								
4921	Couriers	(I)	(D)	(D)	20	8	2	2	3	1	2	1	—	—				1								
49211	Couriers	(I)	(D)	(D)	20	8	2	2	3	1	2	1	—	—				1								
4922	Local messengers & local delivery	(E)	(D)	(D)	17	8	5	2	1	—	1	—	—	—												
49221	Local messengers & local delivery	(E)	(D)	(D)	17	8	5	2	1	—	1	—	—	—												
493	Warehousing & storage	503	3 609	15 592	21	5	4	5	3	4	—	—	—	—												
4931	Warehousing & storage	503	3 609	15 592	21	5	4	5	3	4	—	—	—	—												
49311	General warehousing & storage	347	2 335	10 082	18	5	4	4	3	2	—	—	—	—												
493110	General warehousing & storage	347	2 335	10 082	18	5	4	4	3	2	—	—	—	—												
<b>51</b>	<b>Information</b>	<b>11 951</b>	<b>142 450</b>	<b>555 653</b>	<b>391</b>	<b>215</b>	<b>62</b>	<b>35</b>	<b>47</b>	<b>11</b>	<b>10</b>	<b>7</b>	<b>2</b>	<b>2</b>												
511	Publishing industries	6 138	77 541	282 281	137	69	24	13	19	4	4	1	1	2												
5111	Newspaper, periodical, book, database publishers	3 212	29 294	118 940	74	36	13	7	10	3	2	1	1	1				1								
51111	Newspaper publishers	(G)	(D)	(D)	11	4	2	2	1	—	—	—	—	1				1								
51112	Periodical publishers	410	4 021	19 022	34	19	5	2	6	2	—	—	—	—												
511120	Periodical publishers	410	4 021	19 022	34	19	5	2	6	2	—	—	—	—												
51113	Book publishers	508	4 075	18 561	9	3	2	—	2	1	—	1	—	—												
511130	Book publishers	508	4 075	18 561	9	3	2	—	2	1	—	1	—	—												
51114	Database and directory publishers	314	3 449	14 749	8	3	1	2	—	2	—	—	—	—												
511140	Database and directory publishers	314	3 449	14 749	8	3	1	2	—	2	—	—	—	—												
5112	Software publishers	2 926	48 247	163 341	63	33	11	6	9	1	2	—	—	—				1								
51121	Software publishers	2 926	48 247	163 341	63	33	11	6	9	1	2	—	—	—				1								
511210	Software publishers	2 926	48 247	163 341	63	33	11	6	9	1	2	—	—	—				1								
512	Motion picture & sound recording industries	771	4 376	20 868	55	28	11	7	6	2	1	—	—	—												
5121	Motion picture & video industries	735	4 143	19 334	45	20	10	6	6	2	1	—	—	—												
51211	Motion picture & video production	314	2 690	12 876	22	12	7	1	1	—	1	—	—	—												
512110	Motion picture & video production	314	2 690	12 876	22	12	7	1	1	—	1	—	—	—												
51213	Motion picture & video exhibition	(E)	(D)	(D)	11	—	1	4	4	2	—	—	—	—												
513	Broadcasting & telecommunications	3 709	44 537	190 905	123	65	16	14	16	4	3	4	1	—												
5131	Radio & television broadcasting	578	8 842	36 886	12	3	2	2	3	—	1	1	—	—												
51312	Television broadcasting	513	8 435	35 008	7	2	1	1	1	—	1	1	—	—												
513120	Television broadcasting	513	8 435	35 008	7	2	1	1	1	—	1	1	—	—												
5132	Cable networks & program distribution	156	1 119	6 039	13	8	1	3	—	1	—	—	—	—												
51322	Cable & other program distribution	145	866	5 070	7	2	1	3	—	1	—	—	—	—												
513220	Cable & other program distribution	145	866	5 070	7	2	1	3	—	1	—	—	—	—												
5133	Telecommunications	2 975	34 576	147 980	98	54	13	9	13	3	2	3	1	—												
51331	Wired telecommunications carriers	(G)	(D)	(D)	59	34	4	6	8	2	3	—	—	—												
51332	Wireless telecom carriers (exc satellite)	808	9 744	38 620	30	16	7	2	3	1	—	—	—	—												
513322	Cellular & other wireless telecommunications	763	9 142	35 808	16	4	6	2	2	1	—	—	—	—												

Note: Employment-size classes are indicated as follows: A—0 to 19; B—20 to 99; C—100 to 249; E—250 to 499; F—500 to 999; G—1,000 to 2,499; H—2,500 to 4,999; I—5,000 to 9,999; J—10,000 to 24,999; K—25,000 to 49,999; L—50,000 to 99,999; M—100,000 or more.

**Table 6. Counties—Employees, Payroll, and Establishments by Industry: 1999—Con.**

[Excludes most government employees, railroad employees, and self-employed persons. Size class 1 to 4 includes establishments with payroll, but no employees, during mid-March pay period. (D) denotes figures withheld to avoid disclosing data for individual companies; the data are included in broader industry totals. Detailed industries with 100 or more employees are shown if industry was not a (D). For explanation of terms, abbreviations, and data reliability/comparability, see introductory text]

NAICS code	Industry	Number of employees for week including March 12	Payroll (\$1,000)		Total number of establishments	Number of establishments by employment-size class									
			First quarter	Annual		1 to 4	5 to 9	10 to 19	20 to 49	50 to 99	100 to 249	250 to 499	500 to 999	1,000 or more	
<b>NORFOLK—Con.</b>															
<b>Information—Con.</b>															
51	Information & data processing services	1 333	15 996	61 599	76	53	11	1	6	1	2	2	—	—	
514	Information services	489	10 668	41 146	42	30	7	1	2	1	—	1	—	—	
51419	Other information services	459	10 487	40 322	36	28	3	1	2	1	—	1	—	—	
5142	Data processing services	844	5 328	20 453	34	23	4	—	4	—	2	1	—	—	
51421	Data processing services	844	5 328	20 453	34	23	4	—	4	—	2	1	—	—	
514210	Data processing services	844	5 328	20 453	34	23	4	—	4	—	2	1	—	—	
52	Finance & insurance	36 592	564 615	2 094 196	1 114	573	250	143	92	20	19	6	3	8	
522	Credit intermediation & related activities	15 437	247 869	832 603	378	107	127	79	45	9	9	—	—	2	
5221	Depository credit intermediation	13 897	224 698	750 603	242	41	98	58	28	8	7	—	—	2	
52211	Commercial banking	11 732	205 350	670 410	113	13	57	29	5	2	5	—	—	2	
522110	Commercial banking	11 732	205 350	670 410	113	13	57	29	5	2	5	—	—	2	
52212	Savings institutions	1 900	16 580	70 722	105	15	36	28	19	5	2	—	—	—	
522120	Savings institutions	1 900	16 580	70 722	105	15	36	28	19	5	2	—	—	—	
52213	Credit unions	265	2 768	9 471	24	13	5	1	4	1	—	—	—	—	
522130	Credit unions	265	2 768	9 471	24	13	5	1	4	1	—	—	—	—	
5222	Nondepository credit intermediation	1 195	18 066	63 644	98	46	22	14	13	1	2	—	—	—	
52222	Sales financing	288	6 769	21 203	17	11	—	2	3	—	1	—	—	—	
522220	Sales financing	288	6 769	21 203	17	11	—	2	3	—	1	—	—	—	
52229	Other nondepository credit intermediation	907	11 297	42 441	81	35	22	12	10	1	1	—	—	—	
522292	Real estate credit	815	10 149	37 849	62	21	19	11	9	1	1	—	—	—	
5223	Activities related to credit intermediation	345	5 105	18 356	38	20	7	7	4	—	—	—	—	—	
52231	Mortgage & nonmortgage brokers	307	4 833	17 252	29	13	6	6	4	—	—	—	—	—	
522310	Mortgage & nonmortgage brokers	307	4 833	17 252	29	13	6	6	4	—	—	—	—	—	
523	Security, commodity contracts & like activity	9 249	160 161	589 442	190	135	29	8	9	4	1	—	—	4	
5231	Scrtcy & comdty contracts intermed & brokerage	2 976	41 488	151 562	62	43	10	2	2	4	—	—	—	1	
52312	Securities brokerage	2 877	34 322	128 510	47	35	6	—	1	4	—	—	—	1	
523120	Securities brokerage	2 877	34 322	128 510	47	35	6	—	1	4	—	—	—	1	
5239	Other financial investment activities	6 273	118 673	437 880	128	92	19	6	7	—	1	—	—	3	
52391	Miscellaneous intermediation	(C)	(D)	(D)	19	14	2	1	1	—	1	—	—	2	
52392	Portfolio management	4 690	98 518	316 028	50	34	11	1	2	—	—	—	—	2	
523920	Portfolio management	4 690	98 518	316 028	50	34	11	1	2	—	—	—	—	2	
52393	Investment advice	239	5 647	23 840	48	35	6	4	3	—	—	—	—	—	
523930	Investment advice	239	5 647	23 840	48	35	6	4	3	—	—	—	—	—	
52399	All other financial investment activities	(G)	(D)	(D)	11	9	—	—	1	—	—	—	—	1	
524	Insurance carriers & related activities	11 822	152 216	661 199	537	324	94	56	36	7	9	6	3	2	
5241	Insurance carriers	9 188	121 075	531 526	90	29	11	16	10	4	9	6	3	2	
52411	Direct life, health, medical insurance carriers	5 555	78 167	352 052	45	17	4	8	4	2	3	4	1	2	
524113	Direct life insurance carriers	2 254	37 166	194 476	34	15	4	8	3	—	2	1	—	1	
524114	Direct health & medical insurance carriers	3 301	41 001	157 576	11	2	—	—	1	2	1	3	1	1	
52412	Other direct insurance carriers	3 609	42 432	178 057	42	10	7	6	2	6	2	2	—	—	
524126	Direct property & casualty insurance carriers	3 514	41 196	173 834	39	9	7	6	6	1	6	2	2	—	
5242	Agencies & other insurance related activities	2 634	31 141	129 673	447	295	83	40	26	3	—	—	—	—	
52421	Insurance agencies & brokerages	2 155	24 526	103 030	398	276	69	33	17	3	—	—	—	—	
524210	Insurance agencies & brokerages	2 155	24 526	103 030	398	276	69	33	17	3	—	—	—	—	
52429	Other insurance related activities	479	6 615	26 643	49	19	14	7	9	—	—	—	—	—	
524291	Claims adjusting	158	1 140	4 707	19	8	6	2	3	—	—	—	—	—	
524292	Insurance & pension funds, third party admin	237	3 621	15 208	24	8	7	5	4	—	—	—	—	—	
53	Real estate & rental & leasing	6 383	54 985	259 393	719	484	114	73	33	8	3	3	1	—	
531	Real estate	4 161	30 756	143 002	551	407	74	36	23	5	3	3	—	—	
5311	Lessors of real estate	1 102	8 253	39 206	192	144	24	15	8	—	—	1	—	—	
53111	Lessors of residential buildings & dwellings	772	5 798	25 611	105	79	10	10	5	—	—	1	—	—	
531110	Lessors of residential buildings & dwellings	772	5 798	25 611	105	79	10	10	5	—	—	1	—	—	
53112	Lessors of nonres bldg (exc miniwarehouses)	252	2 028	11 374	66	50	10	3	3	—	—	—	—	—	
531120	Lessors of nonres bldg (exc miniwarehouses)	252	2 028	11 374	66	50	10	3	3	—	—	—	—	—	
5312	Offices of real estate agents & brokers	568	4 137	20 404	164	135	21	5	2	1	—	—	—	—	
53121	Offices of real estate agents & brokers	568	4 137	20 404	164	135	21	5	2	1	—	—	—	—	
531210	Offices of real estate agents & brokers	568	4 137	20 404	164	135	21	5	2	1	—	—	—	—	
5313	Activities related to real estate	2 491	18 366	83 392	195	128	29	16	13	4	3	2	—	—	
53131	Real estate property managers	2 351	16 803	76 816	142	85	21	14	13	4	3	2	—	—	
531311	Residential property managers	2 149	14 956	67 951	93	50	12	10	12	4	3	2	—	—	
531312	Nonresidential property managers	202	1 847	8 865	49	35	9	4	1	—	—	—	—	—	
53132	Offices of real estate appraisers	105	969	3 918	32	23	8	1	—	—	—	—	—	—	
531320	Offices of real estate appraisers	105	969	3 918	32	23	8	1	—	—	—	—	—	—	
532	Rental & leasing services	(G)	(D)	(D)	165	76	40	36	10	3	—	—	—	—	
5321	Automotive equipment rental & leasing	(C)	(D)	(D)	33	19	9	3	1	1	—	—	—	—	
53212	Truck, utility trailer & RV rental & leasing	167	1 200	5 762	19	8	7	2	1	1	—	—	—	—	
532120	Truck, utility trailer & RV rental & leasing	167	1 200	5 762	19	8	7	2	1	1	—	—	—	—	
5322	Consumer goods rental	(F)	(D)	(D)	78	29	18	26	4	1	—	—	—	—	
53222	Formal wear & costume rental	(C)	(D)	(D)	15	6	8	—	—	1	—	—	—	—	
53223	Video tape & disc rental	436	1 053	4 244	50	17	8	23	2	—	—	—	—	—	
532230	Video tape & disc rental	436	1 053	4 244	50	17	8	23	2	—	—	—	—	—	
53229	Other consumer goods rental	126	1 032	5 382	9	3	1	3	2	—	—	—	—	—	
5324	Commercial, industrial equip rental & leasing	380	5 039	23 304	45	23	10	6	5	1	—	—	—	—	
53242	Office machinery & equipment rental & leasing	137	2 585	12 249	9	5	—	2	1	1	—	—	—	—	
532420	Office machinery & equipment rental & leasing	137	2 585	12 249	9	5	—	2	1	1	—	—	—	—	
53249	Oth commercial, industrial equip rental, lease	150	1 563	7 207	22	10	7	3	2	—	—	—	—	—	
532490	Oth commercial, industrial equip rental, lease	150	1 563	7 207	22	10	7	3	2	—	—	—	—	—	

Note: Employment-size classes are indicated as follows: A—0 to 19; B—20 to 99; C—100 to 249; E—250 to 499; F—500 to 999; G—1,000 to 2,499; H—2,500 to 4,999; I—5,000 to 9,999; J—10,000 to 24,999; K—25,000 to 49,999; L—50,000 to 99,999; M—100,000 or more.

**Table 6. Counties—Employees, Payroll, and Establishments by Industry: 1999—Con.**

[Excludes most government employees, railroad employees, and self-employed persons. Size class 1 to 4 includes establishments with payroll, but no employees, during mid-March pay period. (D) denotes figures withheld to avoid disclosing data for individual companies; the data are included in broader industry totals. Detailed industries with 100 or more employees are shown if industry was not a (D). For explanation of terms, abbreviations, and data reliability/comparability, see introductory text]

NAICS code	Industry	Number of employees for week including March 12	Payroll (\$1,000)		Total number of establishments	Number of establishments by employment-size class									
			First quarter	Annual		1 to 4	5 to 9	10 to 19	20 to 49	50 to 99	100 to 249	250 to 499	500 to 999	1,000 or more	
<b>NORFOLK—Con.</b>															
<b>53</b>	<b>Real estate &amp; rental &amp; leasing—Con.</b>														
533	Lessors of other nonfinancial intangible asset.....	(F)	(D)	(D)	3	1	—	1	—	—	—	—	—	1	—
5331	Lessors of other nonfinancial intangible asset...	(F)	(D)	(D)	3	1	—	1	—	—	—	—	—	1	—
53311	Lessors of other nonfinancial intangible asset.	(F)	(D)	(D)	3	1	—	1	—	—	—	—	—	1	—
<b>54</b>	<b>Professional, scientific &amp; technical services.....</b>	<b>19 166</b>	<b>224 309</b>	<b>1 053 523</b>	<b>2 554</b>	<b>1 816</b>	<b>351</b>	<b>211</b>	<b>117</b>	<b>38</b>	<b>14</b>	<b>6</b>	<b>—</b>	<b>1</b>	<b>—</b>
541	Professional, scientific & technical services.....	19 166	224 309	1 053 523	2 554	1 816	351	211	117	38	14	6	—	1	—
5411	Legal services.....	2 010	17 152	78 559	556	443	73	27	12	1	—	—	—	—	—
54111	Offices of lawyers.....	1 851	15 646	71 534	537	433	70	24	9	1	—	—	—	—	—
541110	Offices of lawyers.....	1 851	15 646	71 534	537	433	70	24	9	1	—	—	—	—	—
54119	Other legal services.....	159	1 506	7 025	19	10	3	3	3	—	—	—	—	—	—
541191	Title abstract & settlement offices.....	146	1 375	6 241	14	7	1	3	3	—	—	—	—	—	—
5412	Accounting, tax prep, bookkeep, payroll services.....	2 203	18 550	87 769	366	246	63	38	14	4	1	—	—	—	—
54121	Accounting, tax prep, bookkeep, payroll services.....	2 203	18 550	87 769	366	246	63	38	14	4	1	—	—	—	—
541211	Offices of certified public accountants.....	1 272	13 863	68 569	239	158	43	28	8	2	—	—	—	—	—
541213	Tax preparation services.....	321	720	1 898	31	25	2	3	—	—	1	—	—	—	—
541214	Payroll services.....	145	1 240	5 148	12	7	1	1	2	1	—	—	—	—	—
541219	Other accounting services.....	465	2 727	12 154	84	56	17	6	4	1	—	—	—	—	—
5413	Architectural, engineering & related services.....	2 877	30 237	139 764	325	209	57	26	24	6	2	1	—	—	—
54131	Architectural services.....	184	1 701	8 983	55	41	9	5	—	—	—	—	—	—	—
541310	Architectural services.....	184	1 701	8 983	55	41	9	5	—	—	—	—	—	—	—
54132	Landscape architectural services.....	142	964	5 567	34	28	4	1	—	1	—	—	—	—	—
541320	Landscape architectural services.....	142	964	5 567	34	28	4	1	—	1	—	—	—	—	—
54133	Engineering services.....	1 961	22 059	99 183	179	110	32	14	17	3	2	1	—	—	—
541330	Engineering services.....	1 961	22 059	99 183	179	110	32	14	17	3	2	1	—	—	—
54137	Surveying, mapping (exc geophysical) services.....	197	1 526	7 942	25	14	6	1	4	—	—	—	—	—	—
541370	Surveying, mapping (exc geophysical) services.....	197	1 526	7 942	25	14	6	1	4	—	—	—	—	—	—
54138	Testing laboratories.....	323	3 498	15 821	18	6	5	2	3	2	—	—	—	—	—
541380	Testing laboratories.....	323	3 498	15 821	18	6	5	2	3	2	—	—	—	—	—
5414	Specialized design services.....	544	3 779	16 361	95	70	10	10	3	2	—	—	—	—	—
54141	Interior design services.....	235	1 225	4 893	40	30	4	3	2	1	—	—	—	—	—
541410	Interior design services.....	235	1 225	4 893	40	30	4	3	2	1	—	—	—	—	—
54143	Graphic design services.....	279	2 468	11 148	47	34	5	6	1	1	—	—	—	—	—
541430	Graphic design services.....	279	2 468	11 148	47	34	5	6	1	1	—	—	—	—	—
5415	Computer systems design & related services.....	4 667	66 295	345 611	463	334	47	37	27	12	4	1	—	—	—
54151	Computer systems design & related services.....	4 667	66 295	345 611	463	334	47	37	27	12	4	1	—	—	—
541511	Custom computer programming services.....	1 299	22 628	128 663	206	149	17	22	11	7	—	—	—	—	—
541512	Computer systems design services.....	3 049	37 328	177 172	201	141	22	14	15	4	3	1	—	—	—
541519	Other computer related services.....	280	5 529	36 735	53	43	7	1	—	1	—	—	—	—	—
5416	Management, sci & tech consulting services.....	2 648	39 523	165 842	401	305	50	26	13	2	4	1	—	—	—
54161	Management consulting services.....	2 321	35 401	149 043	328	248	41	22	11	1	4	1	—	—	—
541611	Admin & gen management consulting services.....	1 162	19 712	79 868	165	128	24	7	3	—	2	1	—	—	—
541612	Human res & exec search consulting services.....	606	9 053	42 886	87	60	13	8	5	—	1	—	—	—	—
541613	Marketing consulting services.....	527	6 327	25 019	59	43	4	7	3	1	1	—	—	—	—
54162	Environmental consulting services.....	163	2 191	7 768	18	12	2	3	—	1	—	—	—	—	—
541620	Environmental consulting services.....	163	2 191	7 768	18	12	2	3	—	1	—	—	—	—	—
54169	Oth scientific & technical consulting services.....	164	1 931	9 031	55	45	7	1	2	—	—	—	—	—	—
541690	Oth scientific & technical consulting services.....	164	1 931	9 031	55	45	7	1	2	—	—	—	—	—	—
5417	Scientific R&D services.....	1 656	22 168	92 204	62	33	7	9	7	2	2	2	—	—	—
54171	R&D in physical, engineering & life sciences.....	1 077	13 751	58 536	51	27	6	8	6	2	1	1	—	—	—
541710	R&D in physical, engineering & life sciences.....	1 077	13 751	58 536	51	27	6	8	6	2	1	1	—	—	—
54172	R&D in social sciences & humanities.....	579	8 417	33 668	11	6	1	1	—	1	—	—	—	—	—
541720	R&D in social sciences & humanities.....	579	8 417	33 668	11	6	1	1	—	1	—	—	—	—	—
5418	Advertising & related services.....	1 698	21 476	103 105	144	90	19	16	10	7	1	1	—	—	—
54181	Advertising agencies.....	438	5 557	30 465	49	33	4	7	3	1	1	—	—	—	—
541810	Advertising agencies.....	438	5 557	30 465	49	33	4	7	3	1	1	—	—	—	—
54182	Public relations agencies.....	122	1 466	7 067	27	19	3	5	—	—	—	—	—	—	—
541820	Public relations agencies.....	122	1 466	7 067	27	19	3	5	—	—	—	—	—	—	—
54183	Media buying agencies.....	152	2 882	16 308	8	3	3	—	1	1	—	—	—	—	—
541830	Media buying agencies.....	152	2 882	16 308	8	3	3	—	1	1	—	—	—	—	—
54186	Direct mail advertising.....	612	5 884	24 879	20	8	4	1	3	3	—	1	—	—	—
541860	Direct mail advertising.....	612	5 884	24 879	20	8	4	1	3	3	—	1	—	—	—
54189	Other services related to advertising.....	295	4 961	20 764	29	20	4	1	2	2	—	—	—	—	—
541890	Other services related to advertising.....	295	4 961	20 764	29	20	4	1	2	2	—	—	—	—	—
5419	Oth professional, scientific, technical services.....	863	5 129	24 308	142	86	25	22	7	2	—	—	—	—	—
54191	Marketing research & public opinion polling.....	134	1 121	4 724	10	4	1	3	1	1	—	—	—	—	—
541910	Marketing research & public opinion polling.....	134	1 121	4 724	10	4	1	3	1	1	—	—	—	—	—
54192	Photographic services.....	117	543	2 705	47	39	7	1	—	—	—	—	—	—	—
54194	Veterinary services.....	546	2 926	13 502	49	11	14	17	6	1	—	—	—	—	—
541940	Veterinary services.....	546	2 926	13 502	49	11	14	17	6	1	—	—	—	—	—
<b>55</b>	<b>Management of companies &amp; enterprises.....</b>	<b>9 105</b>	<b>145 678</b>	<b>571 885</b>	<b>138</b>	<b>36</b>	<b>10</b>	<b>21</b>	<b>27</b>	<b>17</b>	<b>20</b>	<b>3</b>	<b>4</b>	<b>—</b>	<b>—</b>
551	Management of companies & enterprises.....	9 105	145 678	571 885	138	36	10	21	27	17	20	3	4	—	—
5511	Management of companies & enterprises.....	9 105	145 678	571 885	138	36	10	21	27	17	20	3	4	—	—
55111	Management of companies & enterprises.....	9 105	145 678	571 885	138	36	10	21	27	17	20	3	4	—	—
551114	Corp, subsidiary & regional managing offices.....	9 050	144 464	562 372	124	24	10	20	26	17	20	3	4	—	—

Note: Employment-size classes are indicated as follows: A—0 to 19; B—20 to 99; C—100 to 249; E—250 to 499; F—500 to 999; G—1,000 to 2,499; H—2,500 to 4,999; I—5,000 to 9,999; J—10,000 to 24,999; K—25,000 to 49,999; L—50,000 to 99,999; M—100,000 or more.

**Table 6. Counties—Employees, Payroll, and Establishments by Industry: 1999—Con.**

[Excludes most government employees, railroad employees, and self-employed persons. Size class 1 to 4 includes establishments with payroll, but no employees, during mid-March pay period. (D) denotes figures withheld to avoid disclosing data for individual companies; the data are included in broader industry totals. Detailed industries with 100 or more employees are shown if industry was not a (D). For explanation of terms, abbreviations, and data reliability/comparability, see introductory text]

NAICS code	Industry	Number of employees for week including March 12	Payroll (\$1,000)		Total number of establishments	Number of establishments by employment-size class									
			First quarter	Annual		1 to 4	5 to 9	10 to 19	20 to 49	50 to 99	100 to 249	250 to 499	500 to 999	1,000 or more	
<b>NORFOLK—Con.</b>															
<b>56</b>	<b>Admin, support, waste mgmt, remediation services</b>	<b>18 393</b>	<b>122 777</b>	<b>569 615</b>	<b>1 101</b>	<b>636</b>	<b>194</b>	<b>119</b>	<b>71</b>	<b>35</b>	<b>32</b>	<b>12</b>	<b>2</b>	<b>—</b>	
561	Administrative & support services	17 552	114 896	531 902	1 057	618	184	112	68	31	30	12	2	—	
5611	Office administrative services	754	8 751	39 290	87	50	13	13	9	2	—	—	—	—	
56111	Office administrative services	754	8 751	39 290	87	50	13	13	9	2	—	—	—	—	
561110	Office administrative services	754	8 751	39 290	87	50	13	13	9	2	—	—	—	—	
5612	Facilities support services	600	2 436	9 882	6	3	—	1	1	—	—	—	1	—	
56121	Facilities support services	600	2 436	9 882	6	3	—	1	1	—	—	—	1	—	
561210	Facilities support services	600	2 436	9 882	6	3	—	1	1	—	—	—	1	—	
5613	Employment services	7 580	50 212	223 004	108	35	5	5	19	15	23	5	1	—	
56131	Employment placement agencies	973	9 018	40 129	27	14	3	3	4	—	1	2	—	—	
561310	Employment placement agencies	973	9 018	40 129	27	14	3	3	4	—	1	2	—	—	
56132	Temporary help services	5 012	25 546	110 354	68	17	2	2	13	13	19	2	—	—	
561320	Temporary help services	5 012	25 546	110 354	68	17	2	2	13	13	19	2	—	—	
56133	Employee leasing services	1 595	15 648	72 521	13	4	—	—	2	2	3	1	1	—	
561330	Employee leasing services	1 595	15 648	72 521	13	4	—	—	2	2	3	1	1	—	
5614	Business support services	1 024	5 655	26 091	102	58	20	11	9	1	3	—	—	—	
56141	Document preparation services	133	1 130	5 333	12	9	2	—	—	1	—	—	—	—	
561410	Document preparation services	133	1 130	5 333	12	9	2	—	—	1	—	—	—	—	
56142	Telephone call centers	223	546	3 228	20	10	3	3	1	—	—	—	—	—	
561421	Telephone answering services	120	404	1 683	13	6	3	2	—	—	—	—	—	—	
561422	Telemarketing bureaus	103	142	1 545	7	4	—	1	1	—	—	—	—	—	
56143	Business service centers	347	1 859	7 842	38	19	12	3	3	—	1	—	—	—	
561439	Oth business service centers (incl copy shops)	288	1 440	6 124	20	6	7	3	3	—	1	—	—	—	
56145	Credit bureaus	147	983	3 754	5	2	1	1	—	—	1	—	—	—	
561450	Credit bureaus	147	983	3 754	5	2	1	1	—	—	1	—	—	—	
5615	Travel arrangement & reservation services	980	8 671	37 360	142	90	34	10	5	2	1	—	—	—	
56151	Travel agencies	605	3 915	18 700	119	76	32	8	2	1	—	—	—	—	
561510	Travel agencies	605	3 915	18 700	119	76	32	8	2	1	—	—	—	—	
56152	Tour operators	289	3 600	14 649	15	10	1	1	1	1	1	—	—	—	
561520	Tour operators	289	3 600	14 649	15	10	1	1	1	1	1	—	—	—	
5616	Investigation & security services	2 325	13 429	61 537	77	34	12	17	6	3	2	3	—	—	
56161	Investigation, guard & armored car services	1 803	8 394	38 327	37	13	6	8	4	2	1	3	—	—	
561612	Security guards & patrol services	1 582	6 659	30 839	14	5	1	—	2	1	3	—	—	—	
56162	Security systems services	522	5 035	23 210	40	21	6	9	2	1	1	—	—	—	
561621	Security systems services (except locksmiths)	458	4 525	21 074	26	10	5	7	2	1	1	—	—	—	
5617	Services to buildings & dwellings	3 027	11 679	65 118	450	290	88	49	17	4	—	2	—	—	
56171	Exterminating & pest control services	112	998	5 127	18	13	1	3	1	—	—	—	—	—	
561710	Exterminating & pest control services	112	998	5 127	18	13	1	3	1	—	—	—	—	—	
56172	Janitorial services	1 935	6 242	29 288	172	88	45	22	13	2	—	2	—	—	
561720	Janitorial services	1 935	6 242	29 288	172	88	45	22	13	2	—	2	—	—	
56173	Landscaping services	804	3 553	25 454	216	156	35	21	3	1	—	—	—	—	
561730	Landscaping services	804	3 553	25 454	216	156	35	21	3	1	—	—	—	—	
56174	Carpet & upholstery cleaning services	141	655	3 406	26	16	7	2	—	1	—	—	—	—	
561740	Carpet & upholstery cleaning services	141	655	3 406	26	16	7	2	—	1	—	—	—	—	
5619	Other support services	1 262	14 063	69 620	85	58	12	6	2	4	1	2	—	—	
56192	Convention & trade show organizers	847	10 253	51 378	19	11	2	1	—	2	1	2	—	—	
561920	Convention & trade show organizers	847	10 253	51 378	19	11	2	1	—	2	1	2	—	—	
56199	All other support services	377	3 535	16 436	60	42	10	5	1	2	—	—	—	—	
561990	All other support services	377	3 535	16 436	60	42	10	5	1	2	—	—	—	—	
562	Waste management & remediation services	841	7 881	37 713	44	18	10	7	3	4	2	—	—	—	
5621	Waste collection	439	4 437	19 186	18	8	2	4	1	2	1	—	—	—	
56211	Waste collection	439	4 437	19 186	18	8	2	4	1	2	1	—	—	—	
5629	Remediation & oth waste management services	391	3 347	17 932	23	8	7	3	2	2	1	—	—	—	
56292	Materials recovery facilities	(C)	(D)	(D)	7	2	2	1	1	—	1	—	—	—	
56299	All other waste management services	150	1 263	6 433	11	5	4	—	—	2	—	—	—	—	
<b>61</b>	<b>Educational services</b>	<b>11 999</b>	<b>66 255</b>	<b>290 968</b>	<b>236</b>	<b>120</b>	<b>34</b>	<b>19</b>	<b>25</b>	<b>16</b>	<b>12</b>	<b>5</b>	<b>3</b>	<b>2</b>	
611	Educational services	11 999	66 255	290 968	236	120	34	19	25	16	12	5	3	2	
6111	Elementary & secondary schools	3 695	24 550	103 302	62	10	7	6	16	14	7	2	—	—	
61111	Elementary & secondary schools	3 695	24 550	103 302	62	10	7	6	16	14	7	2	—	—	
611110	Elementary & secondary schools	3 695	24 550	103 302	62	10	7	6	16	14	7	2	—	—	
6112	Junior colleges	1 437	4 266	18 711	4	—	—	—	1	—	—	2	1	—	
61121	Junior colleges	1 437	4 266	18 711	4	—	—	—	1	—	—	2	1	—	
611210	Junior colleges	1 437	4 266	18 711	4	—	—	—	1	—	—	2	1	—	
6113	Colleges, universities & professional schools	5 435	29 940	131 245	12	2	1	—	2	—	3	—	2	2	
61131	Colleges, universities & professional schools	5 435	29 940	131 245	12	2	1	—	2	—	3	—	2	2	
611310	Colleges, universities & professional schools	5 435	29 940	131 245	12	2	1	—	2	—	3	—	2	2	
6114	Business schools & computer & mgt training	261	1 640	7 101	29	20	4	3	1	—	1	—	—	—	
61143	Professional, management development training	197	1 249	5 380	18	13	3	1	—	—	1	—	—	—	
611430	Professional, management development training	197	1 249	5 380	18	13	3	1	—	—	1	—	—	—	
6115	Technical & trade schools	180	1 425	8 227	20	12	2	3	3	—	—	—	—	—	
61151	Technical & trade schools	180	1 425	8 227	20	12	2	3	3	—	—	—	—	—	
611519	Other technical & trade schools	147	1 210	6 758	12	6	1	2	3	—	—	—	—	—	
6116	Other schools & instruction	599	2 023	11 163	98	68	19	7	2	1	1	—	—	—	
61161	Fine arts schools	214	600	2 725	30	21	4	4	—	—	1	—	—	—	
611610	Fine arts schools	214	600	2 725	30	21	4	4	—	—	1	—	—	—	
61169	All other schools & instruction	260	1 015	5 709	35	23	8	2	1	1	—	—	—	—	
611691	Exam preparation & tutoring	137	359	1 973	8	3	2	2	—	1	—	—	—	—	
611699	All other miscellaneous schools & instruction	102	589	3 393	20	14	5	—	1	—	—	—	—	—	

Note: Employment-size classes are indicated as follows: A—0 to 19; B—20 to 99; C—100 to 249; E—250 to 499; F—500 to 999; G—1,000 to 2,499; H—2,500 to 4,999; I—5,000 to 9,999; J—10,000 to 24,999; K—25,000 to 49,999; L—50,000 to 99,999; M—100,000 or more.

**Table 6. Counties—Employees, Payroll, and Establishments by Industry: 1999—Con.**

[Excludes most government employees, railroad employees, and self-employed persons. Size class 1 to 4 includes establishments with payroll, but no employees, during mid-March pay period. (D) denotes figures withheld to avoid disclosing data for individual companies; the data are included in broader industry totals. Detailed industries with 100 or more employees are shown if industry was not a (D). For explanation of terms, abbreviations, and data reliability/comparability, see introductory text]

NAICS code	Industry	Number of employees for week including March 12	Payroll (\$1,000)		Total number of establishments	Number of establishments by employment-size class									
			First quarter	Annual		1 to 4	5 to 9	10 to 19	20 to 49	50 to 99	100 to 249	250 to 499	500 to 999	1,000 or more	
<b>NORFOLK—Con.</b>															
<b>61</b>	<b>Educational services—Con.</b>														
611	Educational services—Con.														
6117	Educational support services . . . . .	392	2 411	11 219	11	8	1	—	—	1	—	1	—	—	
61171	Educational support services . . . . .	392	2 411	11 219	11	8	1	—	—	1	—	1	—	—	
611710	Educational support services . . . . .	392	2 411	11 219	11	8	1	—	—	1	—	1	—	—	
<b>62</b>	<b>Health care and social assistance . . . . .</b>	<b>42 750</b>	<b>311 374</b>	<b>1 355 408</b>	<b>1 972</b>	<b>914</b>	<b>479</b>	<b>267</b>	<b>181</b>	<b>52</b>	<b>53</b>	<b>19</b>	<b>3</b>	<b>4</b>	
621	Ambulatory health care services . . . . .	15 443	142 909	640 155	1 367	749	338	151	87	17	15	10	—	—	
6211	Offices of physicians . . . . .	4 982	63 519	296 067	558	310	134	57	46	5	5	1	—	—	
62111	Offices of physicians . . . . .	4 982	63 519	296 067	558	310	134	57	46	5	5	1	—	—	
621111	Offices of physicians (exc mental health) . . . . .	4 860	62 362	290 109	514	272	131	55	45	5	5	1	—	—	
621112	Offices of physicians, mental health . . . . .	122	1 157	5 958	44	38	3	—	—	—	—	—	—	—	
6212	Offices of dentists . . . . .	2 389	16 359	78 201	420	216	142	51	9	2	—	—	—	—	
62121	Offices of dentists . . . . .	2 389	16 359	78 201	420	216	142	51	9	2	—	—	—	—	
621210	Offices of dentists . . . . .	2 389	16 359	78 201	420	216	142	51	9	2	—	—	—	—	
6213	Offices of other health practitioners . . . . .	1 045	7 155	32 108	247	180	49	13	4	1	—	—	—	—	
62131	Offices of chiropractors . . . . .	213	1 247	5 494	76	67	8	1	—	—	—	—	—	—	
621310	Offices of chiropractors . . . . .	213	1 247	5 494	76	67	8	1	—	—	—	—	—	—	
62132	Offices of optometrists . . . . .	131	955	4 188	40	26	14	—	—	—	—	—	—	—	
621320	Offices of optometrists . . . . .	131	955	4 188	40	26	14	—	—	—	—	—	—	—	
62134	Offices of PT, OT, speech therapy & audiology . . . . .	434	3 153	13 998	49	22	14	10	2	1	—	—	—	—	
621340	Offices of PT, OT, speech therapy & audiology . . . . .	434	3 153	13 998	49	22	14	10	2	1	—	—	—	—	
62139	Offices of all other health practitioners . . . . .	199	1 315	6 126	53	40	10	1	2	—	—	—	—	—	
621391	Offices of podiatrists . . . . .	123	833	3 585	32	23	7	1	1	—	—	—	—	—	
6214	Outpatient care centers . . . . .	3 054	30 256	125 732	63	12	6	17	15	6	3	4	—	—	
62142	Outpatient mental health, substance abuse ctrs . . . . .	(E)	(D)	(D)	17	3	1	6	4	3	—	—	—	—	
62149	Other outpatient care centers . . . . .	2 576	27 687	113 957	44	9	5	10	10	3	3	4	—	—	
621492	Kidney dialysis centers . . . . .	203	1 349	6 023	8	—	—	4	4	—	—	—	—	—	
621498	All other outpatient care centers . . . . .	909	9 079	41 290	23	6	3	5	4	2	1	—	—	—	
6215	Medical & diagnostic laboratories . . . . .	350	2 943	13 698	22	11	2	5	2	1	1	—	—	—	
62151	Medical & diagnostic laboratories . . . . .	350	2 943	13 698	22	11	2	5	2	1	1	—	—	—	
621511	Medical laboratories . . . . .	172	1 489	6 678	10	5	1	3	—	—	1	—	—	—	
621512	Diagnostic Imaging centers . . . . .	178	1 454	7 020	12	6	1	2	2	1	—	—	—	—	
6216	Home health care services . . . . .	2 330	12 720	51 030	41	14	3	6	8	2	5	3	—	—	
62161	Home health care services . . . . .	2 330	12 720	51 030	41	14	3	6	8	2	5	3	—	—	
621610	Home health care services . . . . .	2 330	12 720	51 030	41	14	3	6	8	2	5	3	—	—	
6219	Other ambulatory health care services . . . . .	1 293	9 957	43 319	16	6	2	3	—	—	1	2	—	—	
62191	Ambulance services . . . . .	(E)	(D)	(D)	4	1	1	1	—	—	—	1	—	—	
62199	All other ambulatory health care services . . . . .	(F)	(D)	(D)	12	5	1	3	—	—	1	1	—	—	
621991	Blood & organ banks . . . . .	568	4 664	22 103	6	2	—	1	2	—	—	1	—	—	
622	Hospitals . . . . .	12 267	95 301	390 363	16	—	—	—	1	—	3	6	2	4	
6221	General medical & surgical hospitals . . . . .	8 571	66 518	272 807	6	—	—	—	—	—	—	2	1	3	
62211	General medical & surgical hospitals . . . . .	8 571	66 518	272 807	6	—	—	—	—	—	—	2	1	3	
622110	General medical & surgical hospitals . . . . .	8 571	66 518	272 807	6	—	—	—	—	—	—	2	1	3	
6222	Psychiatric & substance abuse hospitals . . . . .	1 188	8 363	32 828	5	—	—	—	—	—	3	2	—	—	
62221	Psychiatric & substance abuse hospitals . . . . .	1 188	8 363	32 828	5	—	—	—	—	—	3	2	—	—	
622210	Psychiatric & substance abuse hospitals . . . . .	1 188	8 363	32 828	5	—	—	—	—	—	3	2	—	—	
6223	Other specialty hospitals . . . . .	2 508	20 420	84 728	5	—	—	—	1	—	—	2	1	1	
62231	Other specialty hospitals . . . . .	2 508	20 420	84 728	5	—	—	—	1	—	—	2	1	1	
622310	Other specialty hospitals . . . . .	2 508	20 420	84 728	5	—	—	—	1	—	—	2	1	1	
623	Nursing & residential care facilities . . . . .	9 699	52 452	235 921	229	31	64	39	33	27	33	2	—	—	
6231	Nursing care facilities . . . . .	6 074	35 532	157 837	68	3	3	4	9	21	28	—	—	—	
62311	Nursing care facilities . . . . .	6 074	35 532	157 837	68	3	3	4	9	21	28	—	—	—	
623110	Nursing care facilities . . . . .	6 074	35 532	157 837	68	3	3	4	9	21	28	—	—	—	
6232	Residential mental retardation, health facil . . . . .	1 980	8 509	38 750	116	20	49	28	14	2	2	1	—	—	
62321	Residential mental retardation facilities . . . . .	960	3 788	17 244	78	17	34	17	7	2	1	—	—	—	
623210	Residential mental retardation facilities . . . . .	960	3 788	17 244	78	17	34	17	7	2	1	—	—	—	
62322	Residential mental health, subst abuse facil . . . . .	1 020	4 721	21 506	38	3	15	11	7	—	1	1	—	—	
623220	Residential mental health, subst abuse facil . . . . .	1 020	4 721	21 506	38	3	15	11	7	—	1	1	—	—	
6233	Community care facilities for the elderly . . . . .	1 240	6 050	29 316	31	7	6	6	5	4	2	1	—	—	
62331	Community care facilities for the elderly . . . . .	1 240	6 050	29 316	31	7	6	6	5	4	2	1	—	—	
623311	Continuing care retirement communities . . . . .	882	4 552	19 936	8	—	—	1	2	2	2	1	—	—	
623312	Homes for the elderly . . . . .	358	1 498	9 380	23	7	6	5	3	2	—	—	—	—	
6239	Other residential care facilities . . . . .	405	2 361	10 018	14	1	6	1	5	—	1	—	—	—	
62399	Other residential care facilities . . . . .	405	2 361	10 018	14	1	6	1	5	—	1	—	—	—	
623990	Other residential care facilities . . . . .	405	2 361	10 018	14	1	6	1	5	—	1	—	—	—	
624	Social assistance . . . . .	5 341	20 712	88 969	360	134	77	77	60	8	2	1	1	—	
6241	Individual & family services . . . . .	1 819	7 842	33 770	96	36	22	15	15	6	1	1	—	—	
62411	Child & youth services . . . . .	343	1 845	7 772	18	6	2	5	3	2	—	—	—	—	
624110	Child & youth services . . . . .	343	1 845	7 772	18	6	2	5	3	2	—	—	—	—	
62412	Services for elderly & disabled persons . . . . .	621	2 609	11 040	30	9	9	4	5	2	1	—	—	—	
624120	Services for elderly & disabled persons . . . . .	621	2 609	11 040	30	9	9	4	5	2	1	—	—	—	
62419	Other individual & family services . . . . .	855	3 388	14 958	48	21	11	6	7	2	—	1	—	—	
624190	Other individual & family services . . . . .	855	3 388	14 958	48	21	11	6	7	2	—	1	—	—	
6242	Community, emergency & other relief services . . . . .	108	431	1 893	15	8	3	3	1	—	—	—	—	—	
6243	Vocational rehabilitation services . . . . .	1 000	3 623	16 161	14	3	1	4	3	1	1	—	1	—	
62431	Vocational rehabilitation services . . . . .	1 000	3 623	16 161	14	3	1	4	3	1	1	—	1	—	
624310	Vocational rehabilitation services . . . . .	1 000	3 623	16 161	14	3	1	4	3	1	1	—	1	—	
6244	Child day care services . . . . .	2 414	8 816	37 145	235	87	51	55	41	1	—	—	—	—	
62441	Child day care services . . . . .	2 414	8 816	37 145	235	87	51	55	41	1	—	—	—	—	
624410	Child day care services . . . . .	2 414	8 816	37 145	235	87	51	55	41	1	—	—	—	—	

Note: Employment-size classes are indicated as follows: A—0 to 19; B—20 to 99; C—100 to 249; E—250 to 499; F—500 to 999; G—1,000 to 2,499; H—2,500 to 4,999; I—5,000 to 9,999; J—10,000 to 24,999; K—25,000 to 49,999; L—50,000 to 99,999; M—100,000 or more.

**Table 6. Counties—Employees, Payroll, and Establishments by Industry: 1999—Con.**

[Excludes most government employees, railroad employees, and self-employed persons. Size class 1 to 4 includes establishments with payroll, but no employees, during mid-March pay period. (D) denotes figures withheld to avoid disclosing data for individual companies; the data are included in broader industry totals. Detailed industries with 100 or more employees are shown if industry was not a (D). For explanation of terms, abbreviations, and data reliability/comparability, see introductory text]

NAICS code	Industry	Number of employees for week including March 12	Payroll (\$1,000)		Total number of establishments	Number of establishments by employment-size class									
			First quarter	Annual		1 to 4	5 to 9	10 to 19	20 to 49	50 to 99	100 to 249	250 to 499	500 to 999	1,000 or more	
<b>NORFOLK—Con.</b>															
<b>71</b>	<b>Arts, entertainment &amp; recreation</b>	<b>3 863</b>	<b>30 056</b>	<b>148 234</b>	<b>225</b>	<b>119</b>	<b>30</b>	<b>32</b>	<b>24</b>	<b>12</b>	<b>7</b>		<b>1</b>		
711	Performing arts, spectator sports & related industries	972	20 439	97 570	50	34	7	4	2	2			1		
7112	Spectator sports (C)	(D)	(D)	(D)	11	5	2	1	1	2					
71121	Spectator sports (C)	(D)	(D)	(D)	11	5	2	1	1	2					
7113	Promoters of entertainment events (F)	(D)	(D)	(D)	8	6	1						1		
71131	Promoters of entertainment events with facility (F)	(D)	(D)	(D)	2		1						1		
713	Amusement, gambling & recreation industries	2 819	9 174	48 782	160	76	19	26	22	10	7				
7139	Other amusement & recreation industries	2 794	9 106	48 491	153	72	17	25	22	10	7				
71391	Golf courses & country clubs	963	3 970	25 127	29	6	7	5	5	3	3				
713910	Golf courses & country clubs	963	3 970	25 127	29	6	7	5	5	3	3				
71394	Fitness & recreational sports centers	1 612	3 959	18 041	79	33	6	14	15	7	4				
713940	Fitness & recreational sports centers	1 612	3 959	18 041	79	33	6	14	15	7	4				
71399	All other amusement & recreation industries	166	934	4 299	30	21	3	4	2						
713990	All other amusement & recreation industries	166	934	4 299	30	21	3	4	2						
<b>72</b>	<b>Accommodation &amp; food services</b>	<b>21 362</b>	<b>61 030</b>	<b>275 388</b>	<b>1 264</b>	<b>442</b>	<b>244</b>	<b>226</b>	<b>252</b>	<b>83</b>	<b>15</b>	<b>2</b>			
721	Accommodation	1 942	7 905	35 500	58	21	8	5	14	6	2	2			
7211	Traveler accommodation	1 818	7 329	31 746	40	9	6	3	12	6	2	2			
72111	Hotels (exc casino hotels) & motels	1 803	7 253	31 323	37	8	4	3	12	6	2	2			
721110	Hotels (exc casino hotels) & motels	1 803	7 253	31 323	37	8	4	3	12	6	2	2			
7212	RV parks & recreational camps	106	525	3 536	12	7	1	2	2						
72121	RV parks & recreational camps	106	525	3 536	12	7	1	2	2						
722	Food services & drinking places	19 420	53 125	239 888	1 206	421	236	221	238	77	13				
7221	Full-service restaurants	10 009	28 494	127 618	444	121	82	76	101	54	10				
72211	Full-service restaurants	10 009	28 494	127 618	444	121	82	76	101	54	10				
722110	Full-service restaurants	10 009	28 494	127 618	444	121	82	76	101	54	10				
7222	Limited-service eating places	6 784	16 698	75 349	533	198	92	117	110	15	1				
72221	Limited-service eating places	6 784	16 698	75 349	533	198	92	117	110	15	1				
722211	Limited-service eating places	4 120	10 373	45 858	366	156	70	65	66	9					
7223	Special food services	2 028	6 678	31 205	152	65	36	21	21	7	2				
72231	Food service contractors	1 380	5 224	22 759	115	48	29	19	14	4	1				
722310	Food service contractors	1 380	5 224	22 759	115	48	29	19	14	4	1				
72232	Caterers	619	1 367	7 998	29	12	5	1	7	3	1				
722320	Caterers	619	1 367	7 998	29	12	5	1	7	3	1				
7224	Drinking places (alcoholic beverages)	599	1 255	5 716	77	37	26	7	6	1					
72241	Drinking places (alcoholic beverages)	599	1 255	5 716	77	37	26	7	6	1					
722410	Drinking places (alcoholic beverages)	599	1 255	5 716	77	37	26	7	6	1					
<b>81</b>	<b>Other services (except public administration)</b>	<b>13 546</b>	<b>82 556</b>	<b>357 914</b>	<b>1 836</b>	<b>1 073</b>	<b>427</b>	<b>207</b>	<b>109</b>	<b>13</b>	<b>6</b>		<b>1</b>		
811	Repair & maintenance	3 325	24 826	111 856	577	355	127	65	28	1	1				
8111	Automotive repair & maintenance	2 001	12 058	54 678	402	256	92	45	9						
81111	Automotive mechanical & electrical R&M	902	5 454	24 225	229	160	55	12	2						
811111	General automotive repair	791	4 801	21 478	202	143	11	2							
811112	Automotive body, paint, interior & glass repair	686	5 172	23 339	123	73	26	22	2						
811121	Automotive body, paint & interior R&M	565	4 031	18 035	91	48	21	20	2						
811122	Automotive glass replacement shops	121	1 141	5 304	32	25	5	2							
81119	Other automotive R&M	413	1 432	7 114	50	23	11	11	5						
811191	Automotive oil change & lubrication shops	117	285	1 839	13	3	4	5	1						
811192	Car washes	246	857	3 863	34	18	7	6	3						
8112	Electronic & precision equipment R&M	548	6 607	29 647	48	22	8	8	9		1				
81121	Electronic & precision equipment R&M	548	6 607	29 647	48	22	8	8	9		1				
811212	Computer & office machine R&M	202	1 974	9 967	19	7	3	5	4						
811219	Other electronic & precision equipment R&M	204	3 267	14 083	15	8	4	1	1		1				
8113	Commercial equipment (exc auto & elec) R&M	452	4 133	18 328	52	25	14	6	6	1					
81131	Commercial equipment (exc auto & elec) R&M	452	4 133	18 328	52	25	14	6	6	1					
811310	Commercial equipment (exc auto & elec) R&M	452	4 133	18 328	52	25	14	6	6	1					
8114	Personal & household goods R&M	324	2 028	9 203	75	52	13	6	4						
81141	Home, garden equipment & appliance R&M	151	1 120	4 970	25	15	5	3	2						
811412	Appliance repair & maintenance	122	902	4 149	19	11	4	2	2						
812	Personal & laundry services	5 068	27 477	120 873	725	447	157	74	44	2			1		
8121	Personal care services	2 394	8 303	37 256	417	255	95	42	24	1					
81211	Hair, nail & skin care services	2 234	7 751	34 848	379	227	88	41	22	1					
812112	Beauty salons	2 039	7 174	32 139	333	189	85	39	19	1					
812113	Nail salons	134	423	1 967	33	27	2	2	2						
81219	Other personal care services	160	552	2 408	38	28	7	1	2						
812191	Diet & weight reducing centers	116	433	1 689	20	13	4	1	2						
8122	Death care services	339	3 045	13 229	62	43	11	5	3						
81221	Funeral homes	204	2 067	9 178	46	31	10	5							
812210	Funeral homes	204	2 067	9 178	46	31	10	5							
81222	Cemeteries & crematories	135	978	4 051	16	12	1		3						
812220	Cemeteries & crematories	135	978	4 051	16	12	1		3						
8123	Drycleaning & laundry services	1 149	4 165	18 555	171	97	38	22	14						
81231	Coin-operated laundries & drycleaners	120	583	2 615	39	29	9		1						
812310	Coin-operated laundries & drycleaners	120	583	2 615	39	29	9		1						
81232	Drycleaning & laundry services (exc coin-op)	937	3 155	14 105	124	65	26	21	12						
812320	Drycleaning & laundry services (exc coin-op)	937	3 155	14 105	124	65	26	21	12						

Note: Employment-size classes are indicated as follows: A—0 to 19; B—20 to 99; C—100 to 249; E—250 to 499; F—500 to 999; G—1,000 to 2,499; H—2,500 to 4,999; I—5,000 to 9,999; J—10,000 to 24,999; K—25,000 to 49,999; L—50,000 to 99,999; M—100,000 or more.



**Table 6. Counties—Employees, Payroll, and Establishments by Industry: 1999—Con.**

[Excludes most government employees, railroad employees, and self-employed persons. Size class 1 to 4 includes establishments with payroll, but no employees, during mid-March pay period. (D) denotes figures withheld to avoid disclosing data for individual companies; the data are included in broader industry totals. Detailed industries with 100 or more employees are shown if industry was not a (D). For explanation of terms, abbreviations, and data reliability/comparability, see introductory text]

NAICS code	Industry	Number of employees for week including March 12	Payroll (\$1,000)		Total number of establishments	Number of establishments by employment-size class									
			First quarter	Annual		1 to 4	5 to 9	10 to 19	20 to 49	50 to 99	100 to 249	250 to 499	500 to 999	1,000 or more	
<b>NORFOLK—Con.</b>															
<b>81</b>	<b>Other services (except public administration)—Con.</b>														
812	Personal & laundry services—Con.														
8129	Other personal services	1 186	11 964	51 833	75	52	13	5	3	1	—	—	1	—	
81291	Pet care (except veterinary) services	(C)	(D)	(D)	29	21	6	2	—	—	—	—	—	—	
81292	Photofinishing	183	736	3 577	22	12	4	3	3	—	—	—	—	—	
812921	Photofinishing laboratories (except one-hour)	120	576	2 916	11	4	2	3	2	—	—	—	—	—	
81299	All other personal services	(F)	(D)	(D)	15	11	3	—	—	—	—	—	1	—	
813	Religious, grantmaking, civic, prof & like organizations	5 153	30 253	125 185	534	271	143	68	37	10	5	—	—	—	
8131	Religious organizations	2 776	9 784	40 267	274	114	85	44	26	4	1	—	—	—	
81311	Religious organizations	2 776	9 784	40 267	274	114	85	44	26	4	1	—	—	—	
813110	Religious organizations	2 776	9 784	40 267	274	114	85	44	26	4	1	—	—	—	
8132	Grantmaking & giving services	397	4 682	20 360	41	30	6	2	1	1	1	—	—	—	
81321	Grantmaking & giving services	397	4 682	20 360	41	30	6	2	1	1	1	—	—	—	
813211	Grantmaking foundations	293	3 944	17 042	22	19	1	—	—	1	1	—	—	—	
8134	Civic & social organizations	476	912	3 984	68	38	15	9	5	1	—	—	—	—	
81341	Civic & social organizations	476	912	3 984	68	38	15	9	5	1	—	—	—	—	
813410	Civic & social organizations	476	912	3 984	68	38	15	9	5	1	—	—	—	—	
8139	Business, labor, political, like organizations	1 413	14 291	57 991	137	83	31	12	4	3	—	—	—	—	
81391	Business associations	674	8 925	33 865	38	20	11	3	1	1	2	—	—	—	
813910	Business associations	674	8 925	33 865	38	20	11	3	1	1	2	—	—	—	
81392	Professional organizations	177	1 578	7 541	21	16	2	1	—	2	—	—	—	—	
813920	Professional organizations	177	1 578	7 541	21	16	2	1	—	2	—	—	—	—	
81393	Labor unions & similar labor organizations	428	3 072	13 250	41	19	11	7	2	1	1	—	—	—	
813930	Labor unions & similar labor organizations	428	3 072	13 250	41	19	11	7	2	1	1	—	—	—	
81399	Oth similar organizations (exc business, prof, labor, pol)	(C)	(D)	(D)	36	27	7	1	1	—	—	—	—	—	
<b>95</b>	<b>Auxiliaries (exc corporate, subsidiary &amp; regional mgt)</b>	<b>2 561</b>	<b>30 738</b>	<b>134 904</b>	<b>43</b>	<b>11</b>	<b>5</b>	<b>8</b>	<b>11</b>	<b>2</b>	<b>2</b>	<b>3</b>	<b>1</b>	<b>—</b>	
<b>99</b>	<b>Unclassified establishments</b>	<b>822</b>	<b>1 316</b>	<b>10 692</b>	<b>508</b>	<b>467</b>	<b>35</b>	<b>6</b>	<b>—</b>	<b>—</b>	<b>—</b>	<b>—</b>	<b>—</b>	<b>—</b>	
<b>PLYMOUTH</b>															
	<b>Total</b>	<b>144 248</b>	<b>959 302</b>	<b>4 292 283</b>	<b>11 405</b>	<b>6 305</b>	<b>2 343</b>	<b>1 387</b>	<b>873</b>	<b>278</b>	<b>165</b>	<b>38</b>	<b>10</b>	<b>6</b>	
<b>11</b>	<b>Forestry, fishing, hunting, and agriculture support</b>	<b>50</b>	<b>293</b>	<b>1 355</b>	<b>20</b>	<b>16</b>	<b>2</b>	<b>2</b>	<b>—</b>	<b>—</b>	<b>—</b>	<b>—</b>	<b>—</b>	<b>—</b>	
<b>21</b>	<b>Mining</b>	<b>68</b>	<b>468</b>	<b>2 208</b>	<b>9</b>	<b>6</b>	<b>—</b>	<b>2</b>	<b>1</b>	<b>—</b>	<b>—</b>	<b>—</b>	<b>—</b>	<b>—</b>	
<b>22</b>	<b>Utilities</b>	<b>1 975</b>	<b>34 704</b>	<b>140 489</b>	<b>21</b>	<b>4</b>	<b>3</b>	<b>5</b>	<b>3</b>	<b>1</b>	<b>1</b>	<b>3</b>	<b>1</b>	<b>—</b>	
221	Utilities	1 975	34 704	140 489	21	4	3	5	3	1	1	3	1	—	
2211	Elec pwr generation, transmsn & distribution	(G)	(D)	(D)	12	3	—	3	1	1	1	2	1	—	
22111	Electric power generation	(E)	(D)	(D)	4	2	—	1	—	—	—	1	—	—	
22112	Electric pwr transmsn, control & distribution	(G)	(D)	(D)	8	1	—	2	1	1	1	1	1	—	
2212	Natural gas distribution	(E)	(D)	(D)	3	—	—	2	—	—	—	1	—	—	
22121	Natural gas distribution	(E)	(D)	(D)	3	—	—	2	—	—	—	1	—	—	
<b>23</b>	<b>Construction</b>	<b>7 871</b>	<b>65 008</b>	<b>327 479</b>	<b>1 314</b>	<b>887</b>	<b>234</b>	<b>120</b>	<b>56</b>	<b>10</b>	<b>6</b>	<b>1</b>	<b>—</b>	<b>—</b>	
233	Building, developing & general contracting	1 841	14 497	69 693	351	248	62	26	12	1	2	—	—	—	
2332	Residential building construction	(F)	(D)	(D)	273	204	54	12	3	—	—	—	—	—	
23321	Single-family housing construction	880	5 562	27 626	263	197	52	11	3	—	—	—	—	—	
233210	Single-family housing construction	880	5 562	27 626	263	197	52	11	3	—	—	—	—	—	
2333	Nonresidential building construction	890	8 205	38 206	59	26	7	14	9	1	2	—	—	—	
23332	Commercial & institutional bldg construction	812	7 469	35 262	53	24	7	11	8	1	2	—	—	—	
233320	Commercial & institutional bldg construction	812	7 469	35 262	53	24	7	11	8	1	2	—	—	—	
234	Heavy construction	451	4 366	26 915	59	34	11	5	9	—	—	—	—	—	
2341	Highway, street, bridge & tunnel construction	142	1 488	11 857	23	15	3	3	2	—	—	—	—	—	
23411	Highway & street construction	(C)	(D)	(D)	22	15	3	2	2	—	—	—	—	—	
2349	Other heavy construction	309	2 878	15 058	36	19	8	2	7	—	—	—	—	—	
23491	Water, sewer & pipeline construction	114	1 189	5 350	11	5	3	—	3	—	—	—	—	—	
234910	Water, sewer & pipeline construction	114	1 189	5 350	11	5	3	—	3	—	—	—	—	—	
23499	All other heavy construction	182	1 602	9 126	22	12	4	2	4	—	—	—	—	—	
234990	All other heavy construction	182	1 602	9 126	22	12	4	2	4	—	—	—	—	—	
235	Special trade contractors	5 579	46 145	230 871	904	605	161	89	35	9	4	1	—	—	
2351	Plumbing, heating & AC contractor	1 069	7 953	37 767	188	119	39	22	6	2	—	—	—	—	
23511	Plumbing, heating & AC contractor	1 069	7 953	37 767	188	119	39	22	6	2	—	—	—	—	
235110	Plumbing, heating & AC contractor	1 069	7 953	37 767	188	119	39	22	6	2	—	—	—	—	
2352	Painting & wall covering contractors	224	1 154	7 649	84	72	8	3	1	—	—	—	—	—	
23521	Painting & wall covering contractors	224	1 154	7 649	84	72	8	3	1	—	—	—	—	—	
235210	Painting & wall covering contractors	224	1 154	7 649	84	72	8	3	1	—	—	—	—	—	
2353	Electrical contractors	1 222	11 640	53 071	179	118	31	16	10	3	1	—	—	—	
23531	Electrical contractors	1 222	11 640	53 071	179	118	31	16	10	3	1	—	—	—	
235310	Electrical contractors	1 222	11 640	53 071	179	118	31	16	10	3	1	—	—	—	
2354	Masonry, drywall, insulation, tile contractors	564	4 094	21 239	71	48	14	5	—	2	2	—	—	—	
23541	Masonry & stone contractors	266	2 203	9 888	33	23	6	2	—	1	1	—	—	—	
235410	Masonry & stone contractors	266	2 203	9 888	33	23	6	2	—	1	1	—	—	—	
23542	Drywall, acoustical & insulation contractors	272	1 542	9 603	31	19	8	2	—	1	1	—	—	—	
235420	Drywall, acoustical & insulation contractors	272	1 542	9 603	31	19	8	2	—	1	1	—	—	—	

Note: Employment-size classes are indicated as follows: A—0 to 19; B—20 to 99; C—100 to 249; E—250 to 499; F—500 to 999; G—1,000 to 2,499; H—2,500 to 4,999; I—5,000 to 9,999; J—10,000 to 24,999; K—25,000 to 49,999; L—50,000 to 99,999; M—100,000 or more.

**Table 6. Counties—Employees, Payroll, and Establishments by Industry: 1999—Con.**

[Excludes most government employees, railroad employees, and self-employed persons. Size class 1 to 4 includes establishments with payroll, but no employees, during mid-March pay period. (D) denotes figures withheld to avoid disclosing data for individual companies; the data are included in broader industry totals. Detailed industries with 100 or more employees are shown if industry was not a (D). For explanation of terms, abbreviations, and data reliability/comparability, see introductory text]

NAICS code	Industry	Number of employees for week including March 12	Payroll (\$1,000)		Total number of establishments	Number of establishments by employment-size class																				
			First quarter	Annual		1 to 4	5 to 9	10 to 19	20 to 49	50 to 99	100 to 249	250 to 499	500 to 999	1,000 or more												
<b>PLYMOUTH—Con.</b>																										
<b>23 Construction—Con.</b>																										
Special trade contractors—Con.																										
235	Carpentry & floor contractors	477	3 162	16 790	130	95	24	10	1	—	—	—	—	—	—	—	—									
2355	Carpentry contractors	353	2 202	11 886	97	72	17	7	1	—	—	—	—	—	—	—	—									
23551	Carpentry contractors	353	2 202	11 886	97	72	17	7	1	—	—	—	—	—	—	—	—									
235510	Carpentry contractors	353	2 202	11 886	97	72	17	7	1	—	—	—	—	—	—	—	—									
23552	Floor laying & other floor contractors	124	960	4 904	33	23	7	3	—	—	—	—	—	—	—	—	—									
235520	Floor laying & other floor contractors	124	960	4 904	33	23	7	3	—	—	—	—	—	—	—	—	—									
2356	Roofing, siding, & sheet metal contractors	537	5 361	26 063	48	26	6	8	6	1	1	—	—	—	—	—	—									
23561	Roofing, siding, & sheet metal contractors	537	5 361	26 063	48	26	6	8	6	1	1	—	—	—	—	—	—									
235610	Roofing, siding, & sheet metal contractors	537	5 361	26 063	48	26	6	8	6	1	1	—	—	—	—	—	—									
2357	Concrete contractors	328	2 124	14 737	44	29	7	5	2	1	—	—	—	—	—	—	—									
23571	Concrete contractors	328	2 124	14 737	44	29	7	5	2	1	—	—	—	—	—	—	—									
235710	Concrete contractors	328	2 124	14 737	44	29	7	5	2	1	—	—	—	—	—	—	—									
2359	Other special trade contractors	1 130	10 315	51 894	155	95	31	19	9	—	—	1	—	—	—	—	—									
23593	Excavation contractors	525	4 471	23 953	57	35	13	7	1	—	—	1	—	—	—	—	—									
235930	Excavation contractors	525	4 471	23 953	57	35	13	7	1	—	—	1	—	—	—	—	—									
23599	All other special trade contractors	385	3 413	13 735	67	43	12	6	6	—	—	—	—	—	—	—	—									
235990	All other special trade contractors	385	3 413	13 735	67	43	12	6	6	—	—	—	—	—	—	—	—									
<b>31-33</b>	<b>Manufacturing</b>	<b>15 337</b>	<b>126 265</b>	<b>546 285</b>	<b>603</b>	<b>222</b>	<b>94</b>	<b>109</b>	<b>104</b>	<b>44</b>	<b>21</b>	<b>8</b>	<b>1</b>													
311	Food mfg	731	3 752	18 508	42	20	4	8	6	3	1	—	—	—	—	—	—									
3114	Fruit & veg preserving & specialty food mfg	(C)	(D)	(D)	3	1	—	—	1	1	—	—	—	—	—	—	—									
3118	Bakeries & tortilla mfg	336	1 304	6 688	23	13	—	5	3	2	—	—	—	—	—	—	—									
31181	Bread & bakery product mfg	(C)	(D)	(D)	21	13	—	5	2	1	—	—	—	—	—	—	—									
311811	Retail bakeries	159	418	2 406	16	10	—	5	—	1	—	—	—	—	—	—	—									
31182	Cookie, cracker & pasta mfg	(C)	(D)	(D)	2	—	—	—	1	1	—	—	—	—	—	—	—									
3119	Other food mfg	140	985	4 547	4	1	1	1	—	1	—	—	—	—	—	—	—									
31199	All other food mfg	(C)	(D)	(D)	2	—	—	1	—	—	1	—	—	—	—	—	—									
313	Textile mills	225	1 942	8 401	8	6	—	1	—	—	1	—	—	—	—	—	—									
3133	Textile, fabric finishing, fabric coating mills	(C)	(D)	(D)	4	3	—	—	—	—	1	—	—	—	—	—	—									
31332	Fabric coating mills	(C)	(D)	(D)	2	1	—	—	—	—	1	—	—	—	—	—	—									
314	Textile product mills	689	3 987	19 506	15	4	2	4	3	1	—	1	—	—	—	—	—									
3141	Textile furnishings mills	508	2 820	14 269	4	—	1	—	2	—	—	1	—	—	—	—	—									
31412	Curtain & linen mills	508	2 820	14 269	4	—	1	—	2	—	—	1	—	—	—	—	—									
314121	Curtain & drapery mills	508	2 820	14 269	4	—	1	—	2	—	—	1	—	—	—	—	—									
3149	Other textile product mills	181	1 167	5 237	11	4	1	4	1	1	—	—	—	—	—	—	—									
31499	All other textile product mills	(C)	(D)	(D)	5	1	—	2	1	1	—	—	—	—	—	—	—									
315	Apparel manufacturing	(F)	(D)	(D)	15	9	1	2	1	—	1	1	—	—	—	—	—									
3152	Cut & sew apparel mfg	(F)	(D)	(D)	13	8	—	2	1	—	1	1	—	—	—	—	—									
31523	Women's, girls' cut & sew apparel mfg	(F)	(D)	(D)	4	1	—	1	—	—	1	1	—	—	—	—	—									
316	Leather & allied product mfg	656	4 453	16 817	13	3	1	2	4	—	3	—	—	—	—	—	—									
3162	Footwear mfg	375	2 598	10 296	4	—	—	1	1	—	2	—	—	—	—	—	—									
31621	Footwear mfg	375	2 598	10 296	4	—	—	1	1	—	2	—	—	—	—	—	—									
3169	Other leather & allied product mfg	(E)	(D)	(D)	8	3	1	1	2	—	1	—	—	—	—	—	—									
31699	Other leather & allied product mfg	(E)	(D)	(D)	8	3	1	1	2	—	1	—	—	—	—	—	—									
321	Wood product mfg	134	560	2 954	19	7	5	6	1	—	—	—	—	—	—	—	—									
322	Paper mfg	(C)	(D)	(D)	5	1	1	1	1	—	1	—	—	—	—	—	—									
3222	Converted paper product mfg	(C)	(D)	(D)	5	1	1	1	1	—	1	—	—	—	—	—	—									
32222	Paper bag & coated & treated paper mfg	(C)	(D)	(D)	2	—	—	—	1	—	1	—	—	—	—	—	—									
323	Printing & related support activities	1 622	13 647	58 781	92	40	18	13	12	7	1	1	—	—	—	—	—									
3231	Printing & related support activities	1 622	13 647	58 781	92	40	18	13	12	7	1	1	—	—	—	—	—									
32311	Printing	1 449	12 195	52 024	79	33	17	11	10	6	1	1	—	—	—	—	—									
323110	Commercial lithographic printing	931	7 903	33 467	42	15	10	5	7	4	—	1	—	—	—	—	—									
323113	Commercial screen printing	169	1 149	4 730	9	4	3	—	—	—	—	—	—	—	—	—	—									
323117	Book printing	161	1 530	7 151	4	—	—	1	1	—	—	—	—	—	—	—	—									
32312	Printing support activities	173	1 452	6 757	13	7	1	2	2	1	—	—	—	—	—	—	—									
325	Chemical mfg	564	5 130	21 311	16	9	2	—	2	1	1	1	—	—	—	—	—									
3254	Pharmaceutical & medicine mfg	(E)	(D)	(D)	5	2	—	—	—	1	1	1	—	—	—	—	—									
32541	Pharmaceutical & medicine mfg	(E)	(D)	(D)	5	2	—	—	—	1	1	1	—	—	—	—	—									
325412	Pharmaceutical preparation mfg	354	3 055	12 204	4	2	—	—	—	1	—	1	—	—	—	—	—									
326	Plastics & rubber products mfg	816	6 047	28 164	27	6	3	4	9	4	1	—	—	—	—	—	—									
3261	Plastics product mfg	724	5 324	24 971	21	5	2	2	7	4	1	—	—	—	—	—	—									
32619	Other plastics product mfg	648	4 579	21 478	15	3	—	2	5	4	1	—	—	—	—	—	—									
326199	All other plastics product mfg	648	4 579	21 478	15	3	—	2	5	4	1	—	—	—	—	—	—									
327	Nonmetallic mineral product mfg	474	3 424	17 841	26	3	4	9	9	1	—	—	—	—	—	—	—									
3273	Cement & concrete product mfg	349	2 396	13 031	20	2	3	8	6	1	—	—	—	—	—	—	—									
32732	Ready-mix concrete mfg	126	867	4 984	7	—	1	5	—	1	—	—	—	—	—	—	—									
327320	Ready-mix concrete mfg	126	867	4 984	7	—	1	5	—	1	—	—	—	—	—	—	—									
32739	Other concrete product mfg	113	765	3 735	7	1	1	2	3	—	—	—	—	—	—	—	—									
327390	Other concrete product mfg	113	765	3 735	7	1	1	2	3	—	—	—	—	—	—	—	—									
331	Primary metal mfg	210	1 697	8 834	7	1	—	2	3	1	—	—	—	—	—	—	—									
3315	Foundries	(C)	(D)	(D)	6	1	—	2	2	1	—	—	—	—	—	—	—									
33151	Ferrous metal foundries	158	1 338	7 250	4	1	—	—	2	1	—	—	—	—	—	—	—									
331511	Iron foundries	158	1 338	7 250	4	1	—	—	2	1	—	—	—	—	—	—	—									

Note: Employment-size classes are indicated as follows: A—0 to 19; B—20 to 99; C—100 to 249; E—250 to 499; F—500 to 999; G—1,000 to 2,499; H—2,500 to 4,999; I—5,000 to 9,999; J—10,000 to 24,999; K—25,000 to 49,999; L—50,000 to 99,999; M—100,000 or more.

**Table 6. Counties—Employees, Payroll, and Establishments by Industry: 1999—Con.**

[Excludes most government employees, railroad employees, and self-employed persons. Size class 1 to 4 includes establishments with payroll, but no employees, during mid-March pay period. (D) denotes figures withheld to avoid disclosing data for individual companies; the data are included in broader industry totals. Detailed industries with 100 or more employees are shown if industry was not a (D). For explanation of terms, abbreviations, and data reliability/comparability, see introductory text]

NAICS code	Industry	Number of employees for week including March 12	Payroll (\$1,000)		Total number of establishments	Number of establishments by employment-size class																					
			First quarter	Annual		1 to 4	5 to 9	10 to 19	20 to 49	50 to 99	100 to 249	250 to 499	500 to 999	1,000 or more													
<b>PLYMOUTH—Con.</b>																											
<b>31-33 Manufacturing—Con.</b>																											
332	Fabricated metal product mfg .....	2 302	18 967	82 793	109	38	21	23	19	5	2	—	1	—													
3321	Forging & stamping .....	739	5 199	25 061	6	1	1	—	1	2	—	—	1	—													
33211	Forging & stamping .....	739	5 199	25 061	6	1	1	—	1	2	—	—	1	—													
3323	Architectural & structural metals mfg .....	371	4 807	17 743	20	8	3	2	5	2	—	—	—	—													
33232	Ornamental & architectural metal prod mfg ...	295	4 141	13 905	15	5	3	2	3	2	—	—	—	—													
332322	Sheet metal work mfg .....	257	3 922	12 553	9	2	1	2	2	2	—	—	—	—													
3326	Spring & wire product mfg .....	(C)	(D)	(D)	3	—	1	—	1	—	1	—	—	—													
33261	Spring & wire product mfg .....	(C)	(D)	(D)	3	—	1	—	1	—	1	—	—	—													
3327	Mach shops, turn prod, screw, nut, bolt mfg ....	580	4 486	21 446	54	16	14	16	8	—	—	—	—	—													
33271	Machine shops .....	476	3 711	16 856	46	14	13	13	6	—	—	—	—	—													
332710	Machine shops .....	476	3 711	16 856	46	14	13	13	6	—	—	—	—	—													
33272	Turned product & screw, nut & bolt mfg .....	104	775	4 590	8	2	1	3	2	—	—	—	—	—													
3328	Coating, engrave, heat treating & oth activity ...	227	1 544	7 708	10	4	2	1	2	—	1	—	—	—													
33281	Coating, engrave, heat treating & oth activity .	227	1 544	7 708	10	4	2	1	2	—	1	—	—	—													
332813	Electropl, plating, polish, anodize, coloring .	180	1 233	6 218	5	2	—	1	1	—	1	—	—	—													
3329	Other fabricated metal product mfg .....	124	995	3 957	10	7	—	1	1	1	—	—	—	—													
333	Machinery mfg .....	1 504	13 958	57 494	55	16	11	8	12	5	2	1	—	—													
3331	Ag, construction & mining machinery mfg .....	146	1 298	5 499	6	3	1	—	1	1	—	—	—	—													
33312	Construction machinery mfg .....	(C)	(D)	(D)	2	—	—	—	1	1	—	—	—	—													
3332	Industrial machinery mfg .....	645	5 781	24 213	14	2	4	1	4	1	1	1	—	—													
33329	Other industrial machinery mfg .....	(F)	(D)	(D)	12	1	4	1	3	1	1	1	—	—													
3335	Metalworking machinery mfg .....	372	2 982	11 885	17	3	4	4	5	—	1	—	—	—													
33351	Metalworking machinery mfg .....	372	2 982	11 885	17	3	4	4	5	—	1	—	—	—													
333511	Industrial mold mfg .....	162	1 067	4 175	3	—	1	—	1	—	1	—	—	—													
333515	Cutting tool & machine tool accessory mfg .	124	1 175	4 829	6	1	1	1	3	—	—	—	—	—													
3339	Other general purpose machinery mfg .....	206	2 836	11 465	10	5	1	1	1	2	—	—	—	—													
33399	All other general purpose machinery mfg ....	(C)	(D)	(D)	5	5	—	1	1	1	—	—	—	—													
334	Computer & electronic product mfg .....	1 805	16 306	68 013	39	8	7	8	5	7	2	2	—	—													
3344	Semiconductor & oth electronic component mfg .....	791	5 755	25 000	16	4	2	2	2	4	1	1	—	—													
33441	Semiconductor & oth electronic component mfg .....	791	5 755	25 000	16	4	2	2	2	4	1	1	—	—													
334418	Printed circuit assembly (electronic assembly) mfg .....	445	3 198	13 030	4	—	—	—	1	2	—	1	—	—													
334419	Other electronic component mfg .....	129	811	4 712	5	2	—	1	—	2	—	—	—	—													
3345	Nav, measuring, medical, control instruments mfg .....	(F)	(D)	(D)	15	1	4	4	1	3	1	1	—	—													
33451	Nav, measuring, medical, control instruments mfg .....	(F)	(D)	(D)	15	1	4	4	1	3	1	1	—	—													
335	Electrical equip, appliance & component mfg .....	749	6 368	27 044	16	6	2	3	1	2	1	1	—	—													
3351	Electric lighting equipment mfg .....	(C)	(D)	(D)	2	1	—	—	—	—	1	—	—	—													
33512	Lighting fixture mfg .....	(C)	(D)	(D)	2	1	—	—	—	—	1	—	—	—													
3353	Electrical equipment mfg .....	(E)	(D)	(D)	8	1	2	1	1	2	—	1	—	—													
33531	Electrical equipment mfg .....	(E)	(D)	(D)	8	1	2	1	1	2	—	1	—	—													
336	Transportation equipment mfg .....	(E)	(D)	(D)	21	8	2	5	6	—	—	—	—	—													
337	Furniture & related product mfg .....	420	2 936	13 146	24	11	2	5	3	3	—	—	—	—													
3371	HH & institutional furniture & kitchen cabinet mfg .....	287	2 087	9 694	17	9	1	3	2	2	—	—	—	—													
33711	Wood kitchen cabinet & countertop mfg .....	162	1 246	5 682	8	4	—	2	1	1	—	—	—	—													
337110	Wood kitchen cabinet & countertop mfg .....	162	1 246	5 682	8	4	—	2	1	1	—	—	—	—													
33712	Household & institutional furniture mfg .....	125	841	4 012	9	5	1	1	1	1	—	—	—	—													
337122	Nonupholstered wood household furniture mfg .....	105	715	3 438	4	1	—	1	1	1	—	—	—	—													
339	Miscellaneous mfg .....	1 293	13 597	55 597	50	24	8	5	6	3	4	—	—	—													
3391	Medical equipment & supplies mfg .....	926	10 034	39 356	25	10	3	3	3	3	3	—	—	—													
33911	Medical equipment & supplies mfg .....	926	10 034	39 356	25	10	3	3	3	3	3	—	—	—													
339112	Surgical & medical instrument mfg .....	632	7 304	27 895	9	1	1	2	—	3	2	—	—	—													
3399	Other miscellaneous mfg .....	367	3 563	16 241	25	14	5	2	3	—	1	—	—	—													
33995	Sign mfg .....	115	760	3 656	13	8	2	1	2	—	—	—	—	—													
339950	Sign mfg .....	115	760	3 656	13	8	2	1	2	—	—	—	—	—													
33999	All other misc mfg .....	225	2 676	11 935	5	1	2	—	1	—	1	—	—	—													
<b>42</b>	<b>Wholesale trade .....</b>	<b>7 909</b>	<b>75 631</b>	<b>349 660</b>	<b>684</b>	<b>378</b>	<b>132</b>	<b>92</b>	<b>59</b>	<b>12</b>	<b>7</b>	<b>4</b>	—	—													
421	Wholesale trade, durable goods .....	3 938	37 778	175 018	447	242	85	73	39	5	3	—	—	—													
4211	Motor vehicle, motor vehicle pt & supply whsle ..	589	4 078	18 982	50	22	13	5	8	2	—	—	—	—													
42112	Motor vehicle supplies & new parts whsle ....	364	2 484	11 255	23	7	8	1	6	1	—	—	—	—													
421120	Motor vehicle supplies & new parts whsle ...	364	2 484	11 255	23	7	8	1	6	1	—	—	—	—													
42114	Motor vehicle parts (used) whsle .....	(C)	(D)	(D)	17	10	3	3	1	—	—	—	—	—													
4212	Furniture & home furnishing whsle .....	140	1 179	6 388	20	13	3	3	—	1	—	—	—	—													
42122	Home furnishing whsle .....	109	853	4 814	14	9	2	2	—	1	—	—	—	—													
421220	Home furnishing whsle .....	109	853	4 814	14	9	2	2	—	1	—	—	—	—													
4213	Lumber & other construction materials whsle ...	169	1 689	7 950	34	23	5	6	—	—	—	—	—	—													
4214	Professional & commercial equip & supp whsle .	547	6 592	33 246	80	47	15	12	6	—	—	—	—	—													
42143	Computer & peripheral equip & software whsle .....	221	3 621	18 426	32	16	7	7	2	—	—	—	—	—													
421430	Computer & peripheral equip & software whsle .....	221	3 621	18 426	32	16	7	7	2	—	—	—	—	—													
42145	Medical, dental, hospital equip & supp whsle .	137	1 409	6 357	19	12	4	1	2	—	—	—	—	—													
421450	Medical, dental, hospital equip & supp whsle .....	137	1 409	6 357	19	12	4	1	2	—	—	—	—	—													
4215	Metal & mineral (except petroleum) whsle .....	246	1 758	8 665	24	9	7	3	5	—	—	—	—	—													
42151	Metal service centers & offices whsle .....	(C)	(D)	(D)	22	9	5	3	5	—	—	—	—	—													

Note: Employment-size classes are indicated as follows: A—0 to 19; B—20 to 99; C—100 to 249; E—250 to 499; F—500 to 999; G—1,000 to 2,499; H—2,500 to 4,999; I—5,000 to 9,999; J—10,000 to 24,999; K—25,000 to 49,999; L—50,000 to 99,999; M—100,000 or more.



**Table 6. Counties—Employees, Payroll, and Establishments by Industry: 1999—Con.**

[Excludes most government employees, railroad employees, and self-employed persons. Size class 1 to 4 includes establishments with payroll, but no employees, during mid-March pay period. (D) denotes figures withheld to avoid disclosing data for individual companies; the data are included in broader industry totals. Detailed industries with 100 or more employees are shown if industry was not a (D). For explanation of terms, abbreviations, and data reliability/comparability, see introductory text]

NAICS code	Industry	Number of employees for week including March 12	Payroll (\$1,000)		Total number of establishments	Number of establishments by employment-size class									
			First quarter	Annual		1 to 4	5 to 9	10 to 19	20 to 49	50 to 99	100 to 249	250 to 499	500 to 999	1,000 or more	
<b>PLYMOUTH—Con.</b>															
<b>44-45 Retail trade—Con.</b>															
443	Electronics & appliance stores .....	462	2 734	10 576	62	29	25	5	1	2	—	—	—	—	
4431	Electronics & appliance stores .....	462	2 734	10 576	62	29	25	5	1	2	—	—	—	—	
44311	Appliance, TV & all other electronics stores ..	335	1 922	7 093	42	21	17	1	1	2	—	—	—	—	
443112	Radio, television & other electronics stores ..	241	1 459	5 177	25	11	12	—	—	2	—	—	—	—	
444	Bldg material & garden equip & supp dealers .....	1 933	12 419	60 785	167	74	35	36	18	2	1	1	—	—	
4441	Building material & supplies dealers .....	1 672	11 156	52 909	135	58	30	28	16	1	1	1	—	—	
44411	Home centers .....	426	1 932	8 930	7	1	1	3	—	1	—	1	—	—	
444110	Home centers .....	426	1 932	8 930	7	1	1	3	—	1	—	1	—	—	
44413	Hardware stores .....	260	915	4 093	35	14	12	7	2	—	—	—	—	—	
444130	Hardware stores .....	260	915	4 093	35	14	12	7	2	—	—	—	—	—	
44419	Other building material dealers .....	935	8 029	38 645	84	37	15	18	13	—	1	—	—	—	
444190	Other building material dealers .....	935	8 029	38 645	84	37	15	18	13	—	1	—	—	—	
4442	Lawn & garden equip & supplies stores .....	261	1 263	7 876	32	16	5	8	2	1	—	—	—	—	
44422	Nursery & garden centers .....	197	974	6 384	23	14	2	4	2	1	—	—	—	—	
444220	Nursery & garden centers .....	197	974	6 384	23	14	2	4	2	1	—	—	—	—	
445	Food & beverage stores .....	6 253	23 694	102 705	363	173	105	41	15	6	23	—	—	—	
4451	Grocery stores .....	5 416	20 905	89 849	196	72	64	22	9	6	23	—	—	—	
44511	Grocery (except convenience) stores .....	4 717	18 833	80 360	72	20	10	6	7	6	23	—	—	—	
445110	Grocery (except convenience) stores .....	4 717	18 833	80 360	72	20	10	6	7	6	23	—	—	—	
44512	Convenience stores .....	699	2 072	9 489	124	52	54	16	2	—	—	—	—	—	
445120	Convenience stores .....	699	2 072	9 489	124	52	54	16	2	—	—	—	—	—	
4452	Specialty food stores .....	303	1 109	5 131	60	36	14	7	3	—	—	—	—	—	
44529	Other specialty food stores .....	139	334	1 392	27	15	7	4	1	—	—	—	—	—	
4453	Beer, wine & liquor stores .....	534	1 680	7 725	107	65	27	12	3	—	—	—	—	—	
44531	Beer, wine & liquor stores .....	534	1 680	7 725	107	65	27	12	3	—	—	—	—	—	
445310	Beer, wine & liquor stores .....	534	1 680	7 725	107	65	27	12	3	—	—	—	—	—	
446	Health & personal care stores .....	1 725	6 920	29 288	110	33	17	24	34	2	—	—	—	—	
4461	Health & personal care stores .....	1 725	6 920	29 288	110	33	17	24	34	2	—	—	—	—	
44611	Pharmacies & drug stores .....	1 438	5 628	23 757	60	3	5	18	32	2	—	—	—	—	
446110	Pharmacies & drug stores .....	1 438	5 628	23 757	60	3	5	18	32	2	—	—	—	—	
44613	Optical goods stores .....	104	470	2 002	23	15	6	2	—	—	—	—	—	—	
446130	Optical goods stores .....	104	470	2 002	23	15	6	2	—	—	—	—	—	—	
44619	Other health & personal care stores .....	126	694	2 949	20	12	5	1	2	—	—	—	—	—	
447	Gasoline stations .....	1 257	4 418	18 769	211	88	85	36	2	—	—	—	—	—	
4471	Gasoline stations .....	1 257	4 418	18 769	211	88	85	36	2	—	—	—	—	—	
44711	Gasoline stations with convenience stores ..	634	2 064	8 595	89	31	35	21	2	—	—	—	—	—	
447110	Gasoline stations with convenience stores ..	634	2 064	8 595	89	31	35	21	2	—	—	—	—	—	
44719	Other gasoline stations .....	623	2 354	10 174	122	57	50	15	—	—	—	—	—	—	
447190	Other gasoline stations .....	623	2 354	10 174	122	57	50	15	—	—	—	—	—	—	
448	Clothing & clothing accessories stores .....	2 030	6 026	26 414	222	80	71	52	16	3	—	—	—	—	
4481	Clothing stores .....	1 525	4 111	17 993	135	38	37	44	13	3	—	—	—	—	
44811	Men's clothing stores .....	104	367	1 551	18	9	5	4	—	—	—	—	—	—	
448110	Men's clothing stores .....	104	367	1 551	18	9	5	4	—	—	—	—	—	—	
44812	Women's clothing stores .....	495	1 124	4 903	52	11	16	23	2	—	—	—	—	—	
448120	Women's clothing stores .....	495	1 124	4 903	52	11	16	23	2	—	—	—	—	—	
44813	Children's & infants' clothing stores .....	113	313	1 339	13	4	3	6	—	—	—	—	—	—	
448130	Children's & infants' clothing stores .....	113	313	1 339	13	4	3	6	—	—	—	—	—	—	
44814	Family clothing stores .....	655	1 796	8 075	27	2	4	8	10	3	—	—	—	—	
448140	Family clothing stores .....	655	1 796	8 075	27	2	4	8	10	3	—	—	—	—	
4482	Shoe stores .....	277	921	3 948	45	21	17	5	2	—	—	—	—	—	
44821	Shoe stores .....	277	921	3 948	45	21	17	5	2	—	—	—	—	—	
448210	Shoe stores .....	277	921	3 948	45	21	17	5	2	—	—	—	—	—	
4483	Jewelry, luggage & leather goods stores .....	228	994	4 473	42	21	17	3	1	—	—	—	—	—	
44831	Jewelry stores .....	228	994	4 473	42	21	17	3	1	—	—	—	—	—	
448310	Jewelry stores .....	228	994	4 473	42	21	17	3	1	—	—	—	—	—	
451	Sporting goods, hobby, book & music stores .....	1 227	3 612	15 812	131	65	34	14	14	4	—	—	—	—	
4511	Sporting goods, hobby, musical instrument stores .....	879	2 542	11 203	94	51	19	9	12	3	—	—	—	—	
45111	Sporting goods stores .....	374	1 183	5 178	48	29	10	3	4	2	—	—	—	—	
451110	Sporting goods stores .....	374	1 183	5 178	48	29	10	3	4	2	—	—	—	—	
45112	Hobby, toy & game stores .....	337	863	3 747	26	11	6	4	4	1	—	—	—	—	
451120	Hobby, toy & game stores .....	337	863	3 747	26	11	6	4	4	1	—	—	—	—	
45113	Sewing, needlework & piece goods stores ..	138	380	1 701	12	6	1	1	4	—	—	—	—	—	
451130	Sewing, needlework & piece goods stores ..	138	380	1 701	12	6	1	1	4	—	—	—	—	—	
4512	Book, periodical & music stores .....	348	1 070	4 609	37	14	15	5	2	1	—	—	—	—	
45121	Book stores & news dealers .....	240	811	3 361	22	9	8	3	1	1	—	—	—	—	
451211	Book stores .....	214	725	3 035	18	7	7	2	1	1	—	—	—	—	
45122	Prerecorded tape, CD & record stores .....	108	259	1 248	15	5	7	2	1	—	—	—	—	—	
451220	Prerecorded tape, CD & record stores .....	108	259	1 248	15	5	7	2	1	—	—	—	—	—	
452	General merchandise stores .....	3 295	10 856	45 864	58	20	7	2	7	9	12	1	—	—	
4521	Department stores .....	2 645	8 685	36 733	21	1	—	—	—	9	10	1	—	—	
45211	Department stores .....	2 645	8 685	36 733	21	1	—	—	—	9	10	1	—	—	
452110	Department stores .....	2 645	8 685	36 733	21	1	—	—	—	9	10	1	—	—	
4529	Other general merchandise stores .....	650	2 171	9 131	37	19	7	2	7	—	2	—	—	—	
45299	All other general merchandise stores .....	(F)	(D)	(D)	36	19	6	2	7	—	2	—	—	—	

Note: Employment-size classes are indicated as follows: A—0 to 19; B—20 to 99; C—100 to 249; E—250 to 499; F—500 to 999; G—1,000 to 2,499; H—2,500 to 4,999; I—5,000 to 9,999; J—10,000 to 24,999; K—25,000 to 49,999; L—50,000 to 99,999; M—100,000 or more.

**Table 6. Counties—Employees, Payroll, and Establishments by Industry: 1999—Con.**

[Excludes most government employees, railroad employees, and self-employed persons. Size class 1 to 4 includes establishments with payroll, but no employees, during mid-March pay period. (D) denotes figures withheld to avoid disclosing data for individual companies; the data are included in broader industry totals. Detailed industries with 100 or more employees are shown if industry was not a (D). For explanation of terms, abbreviations, and data reliability/comparability, see introductory text]

NAICS code	Industry	Number of employees for week including March 12	Payroll (\$1,000)		Total number of establishments	Number of establishments by employment-size class																					
			First quarter	Annual		1 to 4	5 to 9	10 to 19	20 to 49	50 to 99	100 to 249	250 to 499	500 to 999	1,000 or more													
<b>PLYMOUTH—Con.</b>																											
<b>44-45 Retail trade—Con.</b>																											
453	Miscellaneous store retailers .....	876	2 563	12 151	172	110	34	22	6	—	—	—	—	—	—	—	—										
4531	Florists .....	116	367	1 713	33	25	6	2	—	—	—	—	—	—	—	—	—										
45311	Florists .....	116	367	1 713	33	25	6	2	—	—	—	—	—	—	—	—	—										
453110	Florists .....	116	367	1 713	33	25	6	2	—	—	—	—	—	—	—	—	—										
4532	Office supplies, stationery & gift stores .....	471	1 235	5 807	70	34	19	13	4	—	—	—	—	—	—	—	—										
45321	Office supplies & stationery stores .....	100	446	1 921	7	2	2	1	2	—	—	—	—	—	—	—	—										
453210	Office supplies & stationery stores .....	100	446	1 921	7	2	2	1	2	—	—	—	—	—	—	—	—										
45322	Gift, novelty & souvenir stores .....	371	789	3 886	63	32	17	12	2	—	—	—	—	—	—	—	—										
453220	Gift, novelty & souvenir stores .....	371	789	3 886	63	32	17	12	2	—	—	—	—	—	—	—	—										
4539	Other miscellaneous store retailers .....	246	827	4 032	54	37	9	6	2	—	—	—	—	—	—	—	—										
45391	Pet & pet supplies stores .....	119	334	1 470	21	12	6	2	1	—	—	—	—	—	—	—	—										
453910	Pet & pet supplies stores .....	119	334	1 470	21	12	6	2	1	—	—	—	—	—	—	—	—										
45399	All other miscellaneous store retailers .....	109	406	2 174	28	21	3	3	1	—	—	—	—	—	—	—	—										
453998	All other misc store retailers (exc tobacco) ..	100	385	2 086	23	16	3	3	1	—	—	—	—	—	—	—	—										
454	Nonstore retailers .....	3 852	24 786	101 653	101	49	34	10	5	—	1	1	—	—	—	—	1										
4541	Electronic shopping & mail-order houses .....	3 302	20 458	83 263	14	5	5	1	—	—	1	1	—	—	—	—	1										
45411	Electronic shopping & mail-order houses .....	3 302	20 458	83 263	14	5	5	1	—	—	1	1	—	—	—	—	1										
454110	Electronic shopping & mail-order houses .....	3 302	20 458	83 263	14	5	5	1	—	—	1	1	—	—	—	—	1										
4543	Direct selling establishments .....	530	4 201	17 843	78	36	28	9	5	—	—	—	—	—	—	—	—										
45431	Fuel dealers .....	383	2 993	11 594	57	26	20	8	3	—	—	—	—	—	—	—	—										
454311	Heating oil dealers .....	252	2 008	7 313	45	24	14	6	1	—	—	—	—	—	—	—	—										
454312	Liquified petroleum gas (bottled gas) dealers .....	131	985	4 281	12	2	6	2	2	—	—	—	—	—	—	—	—										
45439	Other direct selling establishments .....	147	1 208	6 249	21	10	8	1	2	—	—	—	—	—	—	—	—										
454390	Other direct selling establishments .....	147	1 208	6 249	21	10	8	1	2	—	—	—	—	—	—	—	—										
<b>48-49 Transportation &amp; warehousing .....</b>														<b>2 954</b>	<b>17 240</b>	<b>77 113</b>	<b>252</b>	<b>148</b>	<b>32</b>	<b>34</b>	<b>23</b>	<b>12</b>	<b>3</b>	—	—	—	—
484	Truck transportation .....	1 298	9 979	44 132	135	87	14	16	11	6	1	—	—	—	—	—	—										
4841	General freight trucking .....	661	5 549	23 897	48	29	6	4	3	5	1	—	—	—	—	—	—										
48411	General freight trucking, local .....	126	908	4 432	24	18	4	1	—	1	—	—	—	—	—	—	—										
484110	General freight trucking, local .....	126	908	4 432	24	18	4	1	—	1	—	—	—	—	—	—	—										
48412	General freight trucking, long-distance .....	535	4 641	19 465	24	11	2	3	3	4	1	—	—	—	—	—	—										
484121	General freight trucking, long-distance, TL ..	120	935	4 022	10	5	2	1	1	1	—	—	—	—	—	—	—										
484122	General freight trucking, long-distance, LTL .....	415	3 706	15 443	14	6	—	2	2	3	1	—	—	—	—	—	—										
4842	Specialized freight trucking .....	637	4 430	20 235	87	58	8	12	8	1	—	—	—	—	—	—	—										
48421	Used household & office goods moving .....	266	1 517	6 583	22	9	3	6	4	—	—	—	—	—	—	—	—										
484210	Used household & office goods moving .....	266	1 517	6 583	22	9	3	6	4	—	—	—	—	—	—	—	—										
48422	Specialized freight (exc used) trucking, local ..	278	2 199	10 135	55	43	5	4	2	1	—	—	—	—	—	—	—										
484220	Specialized freight (exc used) trucking, local ..	278	2 199	10 135	55	43	5	4	2	1	—	—	—	—	—	—	—										
485	Transit & ground passenger transportation .....	1 262	4 841	20 662	44	15	7	4	10	6	2	—	—	—	—	—	—										
4851	Urban transit systems .....	(C)	(D)	(D)	1	—	—	—	—	—	1	—	—	—	—	—	—										
48511	Urban transit systems .....	(C)	(D)	(D)	1	—	—	—	—	—	1	—	—	—	—	—	—										
4854	School & employee bus transportation .....	842	2 573	10 472	22	6	—	3	7	5	1	—	—	—	—	—	—										
48541	School & employee bus transportation .....	842	2 573	10 472	22	6	—	3	7	5	1	—	—	—	—	—	—										
485410	School & employee bus transportation .....	842	2 573	10 472	22	6	—	3	7	5	1	—	—	—	—	—	—										
4859	Oth transit & ground passenger transportation ..	159	625	2 781	8	2	2	1	3	—	—	—	—	—	—	—	—										
48599	Oth transit & ground passenger transportation ..	159	625	2 781	8	2	2	1	3	—	—	—	—	—	—	—	—										
488	Transportation support activities .....	191	1 174	6 384	36	23	7	5	1	—	—	—	—	—	—	—	—										
<b>51 Information .....</b>														<b>2 960</b>	<b>27 801</b>	<b>111 690</b>	<b>153</b>	<b>78</b>	<b>32</b>	<b>15</b>	<b>10</b>	<b>9</b>	<b>7</b>	<b>2</b>	—	—	—
511	Publishing industries .....	1 044	8 358	34 630	49	24	8	7	4	4	1	1	—	—	—	—	—										
5111	Newspaper, periodical, book, database publishers .....	928	6 886	28 436	30	14	4	3	3	4	1	1	—	—	—	—	—										
51111	Newspaper publishers .....	686	4 933	20 596	12	4	2	1	1	2	1	1	—	—	—	—	—										
511110	Newspaper publishers .....	686	4 933	20 596	12	4	2	1	1	2	1	1	—	—	—	—	—										
51113	Book publishers .....	109	1 191	4 484	6	3	1	1	—	1	—	—	—	—	—	—	—										
511130	Book publishers .....	109	1 191	4 484	6	3	1	1	—	1	—	—	—	—	—	—	—										
51119	Other publishers .....	106	612	2 601	4	1	—	—	2	1	—	—	—	—	—	—	—										
5112	Software publishers .....	116	1 472	6 194	19	10	4	4	1	—	—	—	—	—	—	—	—										
51121	Software publishers .....	116	1 472	6 194	19	10	4	4	1	—	—	—	—	—	—	—	—										
511210	Software publishers .....	116	1 472	6 194	19	10	4	4	1	—	—	—	—	—	—	—	—										
513	Broadcasting & telecommunications .....	1 221	12 552	55 183	59	28	15	2	5	4	5	—	—	—	—	—	—										
5132	Cable networks & program distribution .....	(C)	(D)	(D)	5	1	1	—	1	2	—	—	—	—	—	—	—										
51322	Cable & other program distribution .....	(C)	(D)	(D)	5	1	1	—	1	2	—	—	—	—	—	—	—										
5133	Telecommunications .....	929	10 265	44 969	47	24	13	1	2	2	5	—	—	—	—	—	—										
51331	Wired telecommunications carriers .....	(F)	(D)	(D)	33	18	9	—	2	4	—	—	—	—	—	—	—										
51332	Wireless telecom carriers (exc satellite) .....	(C)	(D)	(D)	11	4	3	1	2	—	1	—	—	—	—	—	—										
514	Information & data processing services .....	603	6 612	20 725	32	18	8	3	—	1	1	1	—	—	—	—	—										
5142	Data processing services .....	540	6 287	19 295	17	9	4	1	—	1	1	1	—	—	—	—	—										
51421	Data processing services .....	540	6 287	19 295	17	9	4	1	—	1	1	1	—	—	—	—	—										
514210	Data processing services .....	540	6 287	19 295	17	9	4	1	—	1	1	1	—	—	—	—	—										

Note: Employment-size classes are indicated as follows: A—0 to 19; B—20 to 99; C—100 to 249; E—250 to 499; F—500 to 999; G—1,000 to 2,499; H—2,500 to 4,999; I—5,000 to 9,999; J—10,000 to 24,999; K—25,000 to 49,999; L—50,000 to 99,999; M—100,000 or more.

**Table 6. Counties—Employees, Payroll, and Establishments by Industry: 1999—Con.**

[Excludes most government employees, railroad employees, and self-employed persons. Size class 1 to 4 includes establishments with payroll, but no employees, during mid-March pay period. (D) denotes figures withheld to avoid disclosing data for individual companies; the data are included in broader industry totals. Detailed industries with 100 or more employees are shown if industry was not a (D). For explanation of terms, abbreviations, and data reliability/comparability, see introductory text]

NAICS code	Industry	Number of employees for week including March 12	Payroll (\$1,000)		Total number of establishments	Number of establishments by employment-size class									
			First quarter	Annual		1 to 4	5 to 9	10 to 19	20 to 49	50 to 99	100 to 249	250 to 499	500 to 999	1,000 or more	
<b>PLYMOUTH—Con.</b>															
<b>52</b>	<b>Finance &amp; insurance</b>	<b>6 330</b>	<b>59 840</b>	<b>254 432</b>	<b>564</b>	<b>277</b>	<b>168</b>	<b>60</b>	<b>37</b>	<b>15</b>	<b>4</b>	<b>2</b>	<b>1</b>	—	
522	Credit intermediation & related activities	3 268	27 352	112 980	244	52	115	37	25	12	3	—	—	—	
5221	Depository credit intermediation	2 475	18 525	76 529	175	19	99	29	17	9	2	—	—	—	
52211	Commercial banking	780	6 343	26 479	75	9	49	12	2	3	—	—	—	—	
522110	Commercial banking	780	6 343	26 479	75	9	49	12	2	3	—	—	—	—	
52212	Savings institutions	1 184	9 240	37 793	70	7	38	10	10	3	2	—	—	—	
522120	Savings institutions	1 184	9 240	37 793	70	7	38	10	10	3	2	—	—	—	
52213	Credit unions	511	2 942	12 257	30	3	12	7	5	3	—	—	—	—	
522130	Credit unions	511	2 942	12 257	30	3	12	7	5	3	—	—	—	—	
5222	Nondepository credit intermediation	531	6 864	28 482	47	22	11	7	5	1	1	—	—	—	
52229	Other nondepository credit intermediation	520	6 756	28 080	43	19	10	7	5	1	1	—	—	—	
522292	Real estate credit	482	6 398	26 592	36	14	9	7	4	1	1	—	—	—	
5223	Activities related to credit intermediation	262	1 963	7 969	22	11	5	1	3	2	—	—	—	—	
52231	Mortgage & nonmortgage brokers	196	1 547	5 649	17	7	5	1	3	1	—	—	—	—	
522310	Mortgage & nonmortgage brokers	196	1 547	5 649	17	7	5	1	3	1	—	—	—	—	
523	Security, commodity contracts & like activity	(F)	(D)	(D)	65	51	6	2	5	—	—	1	—	—	
5231	Securities brokerage	(C)	(D)	(D)	21	21	3	2	3	—	—	—	—	—	
52312	Securities brokerage	168	4 094	15 720	24	16	3	2	3	—	—	—	—	—	
523120	Securities brokerage	168	4 094	15 720	24	16	3	2	3	—	—	—	—	—	
5239	Other financial investment activities	397	4 607	19 521	36	30	3	—	2	—	—	1	—	—	
52393	Investment advice	304	2 811	11 442	15	13	1	—	—	—	—	1	—	—	
523930	Investment advice	304	2 811	11 442	15	13	1	—	—	—	—	1	—	—	
524	Insurance carriers & related activities	2 491	23 754	105 725	253	172	47	21	7	3	1	1	1	—	
5241	Insurance carriers	1 440	14 934	59 691	19	6	3	2	2	1	1	1	1	—	
52411	Direct life, health, medical insurance carriers	1 070	11 389	43 505	8	3	1	1	1	—	—	1	1	—	
52412	Other direct insurance carriers	(E)	(D)	(D)	10	3	1	2	1	2	1	—	—	—	
524126	Direct property & casualty insurance carriers	312	3 020	13 314	8	3	1	—	2	1	—	—	—	—	
5242	Agencies & other insurance related activities	1 051	8 820	46 034	234	166	44	18	5	1	—	—	—	—	
52421	Insurance agencies & brokerages	810	6 935	37 553	202	144	39	17	2	—	—	—	—	—	
524210	Insurance agencies & brokerages	810	6 935	37 553	202	144	39	17	2	—	—	—	—	—	
52429	Other insurance related activities	241	1 885	8 481	32	22	5	1	3	1	—	—	—	—	
524292	Insurance & pension funds, third party admin	132	1 066	5 021	15	11	2	—	1	1	—	—	—	—	
<b>53</b>	<b>Real estate &amp; rental &amp; leasing</b>	<b>1 506</b>	<b>8 154</b>	<b>39 736</b>	<b>351</b>	<b>260</b>	<b>55</b>	<b>25</b>	<b>10</b>	<b>1</b>	—	—	—	—	
531	Real estate	836	5 529	26 392	251	206	31	10	4	—	—	—	—	—	
5311	Lessors of real estate	318	2 589	11 509	86	67	12	5	2	—	—	—	—	—	
53111	Lessors of residential buildings & dwellings	100	596	2 591	32	26	4	2	—	—	—	—	—	—	
531110	Lessors of residential buildings & dwellings	100	596	2 591	32	26	4	2	—	—	—	—	—	—	
53112	Lessors of nonres bldg (exc miniwarehouses)	152	1 663	7 219	32	24	4	2	2	—	—	—	—	—	
531120	Lessors of nonres bldg (exc miniwarehouses)	152	1 663	7 219	32	24	4	2	2	—	—	—	—	—	
5312	Offices of real estate agents & brokers	304	1 614	7 995	113	100	11	1	1	—	—	—	—	—	
53121	Offices of real estate agents & brokers	304	1 614	7 995	113	100	11	1	1	—	—	—	—	—	
531210	Offices of real estate agents & brokers	304	1 614	7 995	113	100	11	1	1	—	—	—	—	—	
5313	Activities related to real estate	214	1 326	6 888	52	39	8	4	1	—	—	—	—	—	
53131	Real estate property managers	141	759	3 974	27	18	5	3	1	—	—	—	—	—	
532	Rental & leasing services	(F)	(D)	(D)	99	54	24	14	6	1	—	—	—	—	
5322	Consumer goods rental	435	1 092	5 461	61	31	15	11	3	1	—	—	—	—	
53223	Video tape & disc rental	369	710	3 190	42	18	11	9	3	1	—	—	—	—	
532230	Video tape & disc rental	369	710	3 190	42	18	11	9	3	1	—	—	—	—	
<b>54</b>	<b>Professional, scientific &amp; technical services</b>	<b>7 330</b>	<b>76 768</b>	<b>344 599</b>	<b>1 099</b>	<b>787</b>	<b>185</b>	<b>86</b>	<b>24</b>	<b>8</b>	<b>6</b>	<b>2</b>	<b>1</b>	—	
541	Professional, scientific & technical services	7 330	76 768	344 599	1 099	787	185	86	24	8	6	2	1	—	
5411	Legal services	842	6 488	30 880	258	205	36	15	1	1	—	—	—	—	
54111	Offices of lawyers	814	6 313	30 192	249	200	32	15	1	1	—	—	—	—	
541110	Offices of lawyers	814	6 313	30 192	249	200	32	15	1	1	—	—	—	—	
5412	Accounting, tax prep, bookkeep, payroll services	885	4 762	21 060	137	94	29	9	3	—	2	—	—	—	
54121	Accounting, tax prep, bookkeep, payroll services	885	4 762	21 060	137	94	29	9	3	—	2	—	—	—	
541211	Offices of certified public accountants	321	2 734	12 160	73	46	19	7	1	—	—	—	—	—	
541219	Other accounting services	297	1 386	6 794	47	35	7	2	—	—	—	—	—	—	
5413	Architectural, engineering & related services	1 566	15 925	73 632	219	135	43	30	6	3	2	—	—	—	
54131	Architectural services	151	1 461	7 233	29	19	6	2	—	—	—	—	—	—	
541310	Architectural services	151	1 461	7 233	29	19	6	2	—	—	—	—	—	—	
54133	Engineering services	973	10 664	48 826	128	74	26	21	4	2	1	—	—	—	
541330	Engineering services	973	10 664	48 826	128	74	26	21	4	2	1	—	—	—	
54137	Surveying, mapping (exc geophysical) services	132	976	4 532	21	10	6	5	—	—	—	—	—	—	
541370	Surveying, mapping (exc geophysical) services	132	976	4 532	21	10	6	5	—	—	—	—	—	—	
54138	Testing laboratories	224	2 358	10 147	7	2	2	1	—	1	1	—	—	—	
541380	Testing laboratories	224	2 358	10 147	7	2	2	1	—	1	1	—	—	—	
5415	Computer systems design & related services	1 448	20 862	89 091	134	106	16	8	2	1	—	—	1	—	
54151	Computer systems design & related services	1 448	20 862	89 091	134	106	16	8	2	1	—	—	1	—	
541511	Custom computer programming services	215	3 281	15 767	48	35	6	5	2	—	—	—	—	—	
541512	Computer systems design services	1 137	16 820	69 817	60	38	8	3	—	—	—	—	1	—	
5416	Management, sci & tech consulting services	1 158	17 245	75 440	160	124	23	7	3	1	—	2	—	—	
54161	Management consulting services	1 000	15 603	67 690	126	99	17	5	3	—	—	2	—	—	
541611	Admin & gen management consulting services	487	10 469	44 072	56	47	4	1	3	—	—	1	—	—	
541614	Process, phys dist & log consulting services	335	3 209	13 869	7	4	—	2	—	—	—	—	—	—	

Note: Employment-size classes are indicated as follows: A—0 to 19; B—20 to 99; C—100 to 249; E—250 to 499; F—500 to 999; G—1,000 to 2,499; H—2,500 to 4,999; I—5,000 to 9,999; J—10,000 to 24,999; K—25,000 to 49,999; L—50,000 to 99,999; M—100,000 or more.

**Table 6. Counties—Employees, Payroll, and Establishments by Industry: 1999—Con.**

[Excludes most government employees, railroad employees, and self-employed persons. Size class 1 to 4 includes establishments with payroll, but no employees, during mid-March pay period. (D) denotes figures withheld to avoid disclosing data for individual companies; the data are included in broader industry totals. Detailed industries with 100 or more employees are shown if industry was not a (D). For explanation of terms, abbreviations, and data reliability/comparability, see introductory text]

NAICS code	Industry	Number of employees for week including March 12	Payroll (\$1,000)		Total number of establishments	Number of establishments by employment-size class									
			First quarter	Annual		1 to 4	5 to 9	10 to 19	20 to 49	50 to 99	100 to 249	250 to 499	500 to 999	1,000 or more	
<b>PLYMOUTH—Con.</b>															
<b>54</b>	<b>Professional, scientific &amp; technical services—Con.</b>														
541	Professional, scientific & technical services—Con.														
5417	Scientific R&D services	196	2 551	11 862	16	8	3	2	2	1	—	—	—	—	
54171	R&D in physical, engineering & life sciences	(C)	(D)	(D)	15	8	3	2	1	1	—	—	—	—	
5418	Advertising & related services	666	5 499	26 150	61	41	10	6	1	1	2	—	—	—	
54186	Direct mail advertising	364	2 588	12 877	10	4	1	3	—	1	1	—	—	—	
541860	Direct mail advertising	364	2 588	12 877	10	4	1	3	—	1	1	—	—	—	
54189	Other services related to advertising	199	1 612	7 352	16	10	2	2	1	—	1	—	—	—	
541890	Other services related to advertising	199	1 612	7 352	16	10	2	2	1	—	1	—	—	—	
5419	Oth professional, scientific, technical services	494	2 764	14 006	79	42	23	8	6	—	—	—	—	—	
54194	Veterinary services	349	2 149	10 639	37	12	13	7	5	—	—	—	—	—	
541940	Veterinary services	349	2 149	10 639	37	12	13	7	5	—	—	—	—	—	
<b>55</b>	<b>Management of companies &amp; enterprises</b>	<b>3 032</b>	<b>40 517</b>	<b>176 315</b>	<b>56</b>	<b>21</b>	<b>5</b>	<b>13</b>	<b>10</b>	<b>1</b>	<b>3</b>	<b>1</b>	<b>1</b>	<b>1</b>	
551	Management of companies & enterprises	3 032	40 517	176 315	56	21	5	13	10	1	3	1	1	1	
5511	Management of companies & enterprises	3 032	40 517	176 315	56	21	5	13	10	1	3	1	1	1	
55111	Management of companies & enterprises	3 032	40 517	176 315	56	21	5	13	10	1	3	1	1	1	
551114	Corp, subsidiary & regional managing offices	3 006	40 374	175 481	49	16	4	12	10	1	3	1	1	1	
<b>56</b>	<b>Admin, support, waste mgt, remediation services</b>	<b>8 725</b>	<b>48 007</b>	<b>225 587</b>	<b>613</b>	<b>399</b>	<b>100</b>	<b>56</b>	<b>27</b>	<b>16</b>	<b>9</b>	<b>3</b>	<b>2</b>	<b>1</b>	
561	Administrative & support services	8 127	41 438	201 477	572	374	93	51	26	15	7	3	2	1	
5611	Office administrative services	370	3 769	18 046	36	20	7	6	1	2	—	—	—	—	
56111	Office administrative services	370	3 769	18 046	36	20	7	6	1	2	—	—	—	—	
561110	Office administrative services	370	3 769	18 046	36	20	7	6	1	2	—	—	—	—	
5613	Employment services	4 387	23 025	110 960	51	19	2	5	7	9	5	1	2	1	
56131	Employment placement agencies	133	549	2 527	16	11	2	1	1	1	—	—	—	—	
561310	Employment placement agencies	133	549	2 527	16	11	2	1	1	1	—	—	—	—	
56132	Temporary help services	3 941	21 028	102 985	28	5	—	2	6	7	4	1	2	1	
561320	Temporary help services	3 941	21 028	102 985	28	5	—	2	6	7	4	1	2	1	
56133	Employee leasing services	313	1 448	5 448	7	3	—	2	—	1	1	—	—	—	
561330	Employee leasing services	313	1 448	5 448	7	3	—	2	—	1	1	—	—	—	
5614	Business support services	609	3 727	15 981	49	28	11	5	2	2	1	—	—	—	
56142	Telephone call centers	(C)	(D)	(D)	7	2	2	2	—	1	—	—	—	—	
56144	Collection agencies	327	2 049	9 576	11	4	2	2	2	—	1	—	—	—	
561440	Collection agencies	327	2 049	9 576	11	4	2	2	2	—	1	—	—	—	
5615	Travel arrangement & reservation services	251	1 619	5 914	65	50	12	2	1	—	—	—	—	—	
56151	Travel agencies	185	931	4 274	56	44	10	2	—	—	—	—	—	—	
561510	Travel agencies	185	931	4 274	56	44	10	2	—	—	—	—	—	—	
5616	Investigation & security services	(C)	(D)	(D)	24	14	4	4	2	—	—	—	—	—	
56161	Investigation, guard & armored car services	145	528	1 620	12	4	2	4	2	—	—	—	—	—	
5617	Services to buildings & dwellings	2 032	6 970	39 622	299	211	48	25	11	1	1	2	—	—	
56172	Janitorial services	884	2 747	12 161	88	46	24	13	4	—	—	1	—	—	
561720	Janitorial services	884	2 747	12 161	88	46	24	13	4	—	—	1	—	—	
56173	Landscaping services	920	3 234	22 514	166	130	19	9	6	—	1	1	—	—	
561730	Landscaping services	920	3 234	22 514	166	130	19	9	6	—	1	1	—	—	
56174	Carpet & upholstery cleaning services	133	415	1 773	12	8	2	1	—	1	—	—	—	—	
561740	Carpet & upholstery cleaning services	133	415	1 773	12	8	2	1	—	1	—	—	—	—	
5619	Other support services	240	1 099	5 572	46	32	8	4	2	—	—	—	—	—	
56199	All other support services	150	751	3 890	29	21	4	3	1	—	—	—	—	—	
561990	All other support services	150	751	3 890	29	21	4	3	1	—	—	—	—	—	
562	Waste management & remediation services	598	6 569	24 110	41	25	7	5	1	1	2	—	—	—	
5621	Waste collection	181	1 791	7 833	16	10	2	3	—	—	1	—	—	—	
56211	Waste collection	181	1 791	7 833	16	10	2	3	—	—	1	—	—	—	
562111	Solid waste collection	173	1 749	7 536	12	7	1	3	—	—	1	—	—	—	
5622	Waste treatment & disposal	(C)	(D)	(D)	3	1	—	1	—	—	1	—	—	—	
56221	Waste treatment & disposal	(C)	(D)	(D)	3	1	—	1	—	—	1	—	—	—	
5629	Remediation & oth waste management services	(C)	(D)	(D)	22	14	5	1	1	1	—	—	—	—	
56291	Remediation services	132	1 410	3 788	4	2	—	—	1	1	—	—	—	—	
562910	Remediation services	132	1 410	3 788	4	2	—	—	1	1	—	—	—	—	
<b>61</b>	<b>Educational services</b>	<b>2 170</b>	<b>10 763</b>	<b>45 658</b>	<b>97</b>	<b>49</b>	<b>20</b>	<b>12</b>	<b>5</b>	<b>5</b>	<b>4</b>	<b>2</b>	—	—	
611	Educational services	2 170	10 763	45 658	97	49	20	12	5	5	4	2	—	—	
6111	Elementary & secondary schools	1 009	6 877	27 895	15	1	1	6	1	3	2	1	—	—	
61111	Elementary & secondary schools	1 009	6 877	27 895	15	1	1	6	1	3	2	1	—	—	
611110	Elementary & secondary schools	1 009	6 877	27 895	15	1	1	6	1	3	2	1	—	—	
6113	Colleges, universities & professional schools	494	1 431	6 833	4	1	—	1	—	1	—	1	—	—	
61131	Colleges, universities & professional schools	494	1 431	6 833	4	1	—	1	—	1	—	1	—	—	
611310	Colleges, universities & professional schools	494	1 431	6 833	4	1	—	1	—	1	—	1	—	—	
6116	Other schools & instruction	494	1 524	7 108	51	33	11	3	1	1	2	—	—	—	
61161	Fine arts schools	177	448	1 738	19	13	4	1	—	—	1	—	—	—	
611610	Fine arts schools	177	448	1 738	19	13	4	1	—	—	1	—	—	—	
61169	All other schools & instruction	269	985	4 810	19	9	6	2	—	1	1	—	—	—	
611699	All other miscellaneous schools & instruction	232	889	4 287	10	4	2	2	—	1	1	—	—	—	

Note: Employment-size classes are indicated as follows: A—0 to 19; B—20 to 99; C—100 to 249; E—250 to 499; F—500 to 999; G—1,000 to 2,499; H—2,500 to 4,999; I—5,000 to 9,999; J—10,000 to 24,999; K—25,000 to 49,999; L—50,000 to 99,999; M—100,000 or more.



**Table 6. Counties—Employees, Payroll, and Establishments by Industry: 1999—Con.**

[Excludes most government employees, railroad employees, and self-employed persons. Size class 1 to 4 includes establishments with payroll, but no employees, during mid-March pay period. (D) denotes figures withheld to avoid disclosing data for individual companies; the data are included in broader industry totals. Detailed industries with 100 or more employees are shown if industry was not a (D). For explanation of terms, abbreviations, and data reliability/comparability, see introductory text]

NAICS code	Industry	Number of employees for week including March 12	Payroll (\$1,000)		Total number of establishments	Number of establishments by employment-size class									
			First quarter	Annual		1 to 4	5 to 9	10 to 19	20 to 49	50 to 99	100 to 249	250 to 499	500 to 999	1,000 or more	
<b>PLYMOUTH—Con.</b>															
<b>62</b>	<b>Health care and social assistance . . . . .</b>	<b>23 774</b>	<b>160 665</b>	<b>710 583</b>	<b>1 031</b>	<b>422</b>	<b>271</b>	<b>170</b>	<b>86</b>	<b>33</b>	<b>39</b>	<b>5</b>	<b>2</b>	<b>3</b>	
621	Ambulatory health care services . . . . .	7 143	53 434	246 785	658	318	191	92	34	14	7	1	1	—	
6211	Offices of physicians . . . . .	2 115	23 724	113 555	240	114	65	38	18	4	1	—	—	—	
62111	Offices of physicians . . . . .	2 115	23 724	113 555	240	114	65	38	18	4	1	—	—	—	
621111	Offices of physicians (exc mental health) . . . . .	2 021	23 023	110 173	232	110	63	37	18	3	1	—	—	—	
6212	Offices of dentists . . . . .	1 290	8 022	38 344	209	85	88	34	2	—	—	—	—	—	
62121	Offices of dentists . . . . .	1 290	8 022	38 344	209	85	88	34	2	—	—	—	—	—	
621210	Offices of dentists . . . . .	1 290	8 022	38 344	209	85	88	34	2	—	—	—	—	—	
6213	Offices of other health practitioners . . . . .	579	3 417	15 144	139	103	26	7	3	—	—	—	—	—	
62131	Offices of chiropractors . . . . .	154	697	2 908	52	43	9	—	—	—	—	—	—	—	
621310	Offices of chiropractors . . . . .	154	697	2 908	52	43	9	—	—	—	—	—	—	—	
62134	Offices of PT, OT, speech therapy & audiology . . . . .	173	1 192	5 406	20	9	5	4	2	—	—	—	—	—	
621340	Offices of PT, OT, speech therapy & audiology . . . . .	173	1 192	5 406	20	9	5	4	2	—	—	—	—	—	
6214	Outpatient care centers . . . . .	702	4 317	18 922	30	6	6	7	7	3	1	—	—	—	
62142	Outpatient mental health, substance abuse ctrs . . . . .	423	2 028	8 880	15	3	2	5	2	2	1	—	—	—	
621420	Outpatient mental health, substance abuse ctrs . . . . .	423	2 028	8 880	15	3	2	5	2	2	1	—	—	—	
62149	Other outpatient care centers . . . . .	279	2 289	10 042	15	3	4	2	5	1	—	—	—	—	
621498	All other outpatient care centers . . . . .	189	1 375	5 895	10	2	3	1	3	1	—	—	—	—	
6215	Medical & diagnostic laboratories . . . . .	(C)	(D)	(D)	12	6	1	3	2	—	—	—	—	—	
62151	Medical & diagnostic laboratories . . . . .	(C)	(D)	(D)	12	6	1	3	2	—	—	—	—	—	
6216	Home health care services . . . . .	2 323	12 659	54 374	26	3	5	2	2	7	5	1	1	—	
62161	Home health care services . . . . .	2 323	12 659	54 374	26	3	5	2	2	7	5	1	1	—	
621610	Home health care services . . . . .	2 323	12 659	54 374	26	3	5	2	2	7	5	1	1	—	
622	Hospitals . . . . .	6 961	62 427	265 907	9	—	1	—	—	1	—	3	1	3	
6221	General medical & surgical hospitals . . . . .	6 258	58 093	251 097	6	—	1	—	—	—	—	1	1	3	
62211	General medical & surgical hospitals . . . . .	6 258	58 093	251 097	6	—	1	—	—	—	—	1	1	3	
622110	General medical & surgical hospitals . . . . .	6 258	58 093	251 097	6	—	1	—	—	—	—	1	1	3	
6222	Psychiatric & substance abuse hospitals . . . . .	(F)	(D)	(D)	2	—	—	—	—	—	—	2	—	—	
62221	Psychiatric & substance abuse hospitals . . . . .	(F)	(D)	(D)	2	—	—	—	—	—	—	2	—	—	
623	Nursing & residential care facilities . . . . .	6 761	33 637	148 745	148	23	34	26	21	15	28	1	—	—	
6231	Nursing care facilities . . . . .	4 637	23 573	103 593	44	3	2	1	3	10	25	—	—	—	
62311	Nursing care facilities . . . . .	4 637	23 573	103 593	44	3	2	1	3	10	25	—	—	—	
623110	Nursing care facilities . . . . .	4 637	23 573	103 593	44	3	2	1	3	10	25	—	—	—	
6232	Residential mental retardation, health facil . . . . .	1 171	5 460	24 040	53	9	20	11	7	4	1	1	1	—	
62321	Residential mental retardation facilities . . . . .	777	3 586	15 551	32	5	16	5	3	1	1	1	—	—	
623210	Residential mental retardation facilities . . . . .	777	3 586	15 551	32	5	16	5	3	1	1	1	—	—	
62322	Residential mental health, subst abuse facil . . . . .	394	1 874	8 489	21	4	4	6	4	3	—	—	—	—	
623220	Residential mental health, subst abuse facil . . . . .	394	1 874	8 489	21	4	4	6	4	3	—	—	—	—	
6233	Community care facilities for the elderly . . . . .	446	1 936	8 369	37	10	11	10	5	1	—	—	—	—	
62331	Community care facilities for the elderly . . . . .	446	1 936	8 369	37	10	11	10	5	1	—	—	—	—	
623312	Homes for the elderly . . . . .	351	1 547	6 647	33	9	11	8	5	—	—	—	—	—	
6239	Other residential care facilities . . . . .	507	2 668	12 743	14	1	1	4	6	—	2	—	—	—	
62399	Other residential care facilities . . . . .	507	2 668	12 743	14	1	1	4	6	—	2	—	—	—	
623990	Other residential care facilities . . . . .	507	2 668	12 743	14	1	1	4	6	—	2	—	—	—	
624	Social assistance . . . . .	2 909	11 167	49 146	216	81	45	52	31	3	4	—	—	—	
6241	Individual & family services . . . . .	1 188	5 501	24 833	72	32	12	13	12	—	3	—	—	—	
62411	Child & youth services . . . . .	128	788	3 963	13	5	4	1	3	—	—	—	—	—	
624110	Child & youth services . . . . .	128	788	3 963	13	5	4	1	3	—	—	—	—	—	
62412	Services for elderly & disabled persons . . . . .	362	1 665	7 245	19	9	2	3	4	—	1	—	—	—	
624120	Services for elderly & disabled persons . . . . .	362	1 665	7 245	19	9	2	3	4	—	1	—	—	—	
62419	Other individual & family services . . . . .	698	3 048	13 625	40	18	6	9	5	—	2	—	—	—	
624190	Other individual & family services . . . . .	698	3 048	13 625	40	18	6	9	5	—	2	—	—	—	
6242	Community, emergency & other relief services . . . . .	181	972	4 090	10	1	2	4	2	1	—	—	—	—	
62422	Community housing services . . . . .	130	746	3 089	6	1	—	3	1	1	—	—	—	—	
6243	Vocational rehabilitation services . . . . .	287	832	4 076	15	7	—	6	1	—	1	—	—	—	
62431	Vocational rehabilitation services . . . . .	287	832	4 076	15	7	—	6	1	—	1	—	—	—	
624310	Vocational rehabilitation services . . . . .	287	832	4 076	15	7	—	6	1	—	1	—	—	—	
6244	Child day care services . . . . .	1 253	3 862	16 147	119	41	31	29	16	2	—	—	—	—	
62441	Child day care services . . . . .	1 253	3 862	16 147	119	41	31	29	16	2	—	—	—	—	
624410	Child day care services . . . . .	1 253	3 862	16 147	119	41	31	29	16	2	—	—	—	—	
<b>71</b>	<b>Arts, entertainment &amp; recreation . . . . .</b>	<b>2 244</b>	<b>7 262</b>	<b>40 116</b>	<b>188</b>	<b>91</b>	<b>31</b>	<b>35</b>	<b>21</b>	<b>8</b>	<b>2</b>	<b>—</b>	<b>—</b>	<b>—</b>	
711	Performing arts, spectator sports & related industries . . . . .	117	319	1 831	25	18	2	4	1	—	—	—	—	—	
712	Museums, historical sites & like institutions . . . . .	250	1 198	5 597	17	10	1	4	1	—	1	—	—	—	
7121	Museums, historical sites & like institutions . . . . .	250	1 198	5 597	17	10	1	4	1	—	1	—	—	—	
71212	Historical sites . . . . .	(C)	(D)	(D)	7	6	—	—	—	—	1	—	—	—	
713	Amusement, gambling & recreation industries . . . . .	1 877	5 745	32 688	146	63	28	27	19	8	1	—	—	—	
7131	Amusement parks & arcades . . . . .	(C)	(D)	(D)	5	2	1	—	1	—	—	—	—	—	
7139	Other amusement & recreation industries . . . . .	1 750	5 484	31 540	139	59	27	27	18	7	1	—	—	—	
71391	Golf courses & country clubs . . . . .	388	1 479	10 650	24	6	6	8	3	—	1	—	—	—	
713910	Golf courses & country clubs . . . . .	388	1 479	10 650	24	6	6	8	3	—	1	—	—	—	
71393	Marinas . . . . .	244	1 499	8 317	29	15	5	6	2	1	—	—	—	—	
713930	Marinas . . . . .	244	1 499	8 317	29	15	5	6	2	1	—	—	—	—	
71394	Fitness & recreational sports centers . . . . .	812	1 680	8 458	49	19	8	7	10	5	—	—	—	—	
713940	Fitness & recreational sports centers . . . . .	812	1 680	8 458	49	19	8	7	10	5	—	—	—	—	
71395	Bowling centers . . . . .	(C)	(D)	(D)	8	2	3	2	—	1	—	—	—	—	
71399	All other amusement & recreation industries . . . . .	200	514	2 854	28	16	5	4	3	—	—	—	—	—	
713990	All other amusement & recreation industries . . . . .	200	514	2 854	28	16	5	4	3	—	—	—	—	—	

Note: Employment-size classes are indicated as follows: A—0 to 19; B—20 to 99; C—100 to 249; E—250 to 499; F—500 to 2,499; G—1,000 to 2,499; H—2,500 to 4,999; I—5,000 to 9,999; J—10,000 to 24,999; K—25,000 to 49,999; L—50,000 to 99,999; M—100,000 or more.

**Table 6. Counties—Employees, Payroll, and Establishments by Industry: 1999—Con.**

[Excludes most government employees, railroad employees, and self-employed persons. Size class 1 to 4 includes establishments with payroll, but no employees, during mid-March pay period. (D) denotes figures withheld to avoid disclosing data for individual companies; the data are included in broader industry totals. Detailed industries with 100 or more employees are shown if industry was not a (D). For explanation of terms, abbreviations, and data reliability/comparability, see introductory text]

NAICS code	Industry	Number of employees for week including March 12	Payroll (\$1,000)		Total number of establishments	Number of establishments by employment-size class									
			First quarter	Annual		1 to 4	5 to 9	10 to 19	20 to 49	50 to 99	100 to 249	250 to 499	500 to 999	1,000 or more	
<b>PLYMOUTH—Con.</b>															
<b>72</b>	<b>Accommodation &amp; food services</b>	<b>14 873</b>	<b>36 020</b>	<b>172 261</b>	<b>897</b>	<b>325</b>	<b>165</b>	<b>141</b>	<b>201</b>	<b>56</b>	<b>8</b>	<b>1</b>	<b>—</b>	<b>—</b>	
721	Accommodation	982	3 187	16 660	50	24	8	6	8	2	1	1	—	—	
7211	Traveler accommodation	(F)	(D)	(D)	32	14	3	4	7	2	1	1	—	—	
72111	Hotels (exc casino hotels) & motels	886	2 759	13 969	31	13	3	4	7	2	1	1	—	—	
721110	Hotels (exc casino hotels) & motels	886	2 759	13 969	31	13	3	4	7	2	1	1	—	—	
722	Food services & drinking places	13 891	32 833	155 601	847	301	157	135	193	54	7	—	—	—	
7221	Full-service restaurants	6 965	17 655	82 964	321	87	57	49	84	40	4	—	—	—	
72211	Full-service restaurants	6 965	17 655	82 964	321	87	57	49	84	40	4	—	—	—	
722110	Full-service restaurants	6 965	17 655	82 964	321	87	57	49	84	40	4	—	—	—	
7222	Limited-service eating places	5 828	12 590	59 257	414	148	73	78	101	13	1	—	—	—	
72221	Limited-service eating places	5 828	12 590	59 257	414	148	73	78	101	13	1	—	—	—	
722211	Limited-service restaurants	3 623	8 173	37 994	273	102	53	50	60	8	—	—	—	—	
722213	Snack & nonalcoholic beverage bars	2 197	4 409	21 206	136	42	19	28	41	5	1	—	—	—	
7223	Special food services	817	1 993	10 642	61	33	15	4	6	1	2	—	—	—	
72231	Food service contractors	493	1 397	6 638	32	15	7	3	5	1	1	—	—	—	
722310	Food service contractors	493	1 397	6 638	32	15	7	3	5	1	1	—	—	—	
72232	Caterers	322	587	3 924	24	13	8	1	1	—	1	—	—	—	
722320	Caterers	322	587	3 924	24	13	8	1	1	—	1	—	—	—	
7224	Drinking places (alcoholic beverages)	281	595	2 738	51	33	12	4	2	—	—	—	—	—	
72241	Drinking places (alcoholic beverages)	281	595	2 738	51	33	12	4	2	—	—	—	—	—	
722410	Drinking places (alcoholic beverages)	281	595	2 738	51	33	12	4	2	—	—	—	—	—	
<b>81</b>	<b>Other services (except public administration)</b>	<b>6 083</b>	<b>26 964</b>	<b>119 910</b>	<b>1 067</b>	<b>675</b>	<b>239</b>	<b>108</b>	<b>36</b>	<b>6</b>	<b>3</b>	<b>—</b>	<b>—</b>	<b>—</b>	
811	Repair & maintenance	1 795	11 133	50 805	387	273	77	24	11	1	1	—	—	—	
8111	Automotive repair & maintenance	1 288	7 460	33 406	288	198	61	20	9	—	—	—	—	—	
81111	Automotive mechanical & electrical R&M	563	3 442	14 701	159	122	7	3	—	—	—	—	—	—	
811111	General automotive repair	441	2 617	11 462	126	99	18	6	3	—	—	—	—	—	
81112	Automotive body, paint, interior & glass repair	427	2 988	13 627	90	59	21	8	2	—	—	—	—	—	
811121	Automotive body, paint & interior R&M	347	2 360	10 831	71	46	17	6	2	—	—	—	—	—	
81119	Other automotive R&M	298	1 030	5 078	39	17	13	5	4	—	—	—	—	—	
811192	Car washes	180	645	2 989	24	12	7	2	3	—	—	—	—	—	
8112	Electronic & precision equipment R&M	111	1 052	4 971	21	16	3	1	—	1	—	—	—	—	
81121	Electronic & precision equipment R&M	111	1 052	4 971	21	16	3	1	—	1	—	—	—	—	
8113	Commercial equipment (exc auto & elec) R&M	168	1 429	6 643	38	28	6	2	2	—	—	—	—	—	
81131	Commercial equipment (exc auto & elec) R&M	168	1 429	6 643	38	28	6	2	2	—	—	—	—	—	
811310	Commercial equipment (exc auto & elec) R&M	168	1 429	6 643	38	28	6	2	2	—	—	—	—	—	
8114	Personal & household goods R&M	228	1 192	5 785	40	31	7	1	—	—	1	—	—	—	
81141	Home, garden equipment & appliance R&M	150	881	4 175	11	8	2	—	—	—	1	—	—	—	
811412	Appliance repair & maintenance	137	813	3 880	7	5	1	—	—	—	1	—	—	—	
812	Personal & laundry services	2 016	8 056	36 028	366	233	78	43	10	1	1	—	—	—	
8121	Personal care services	1 065	3 308	15 306	217	136	49	26	6	—	—	—	—	—	
81211	Hair, nail & skin care services	1 001	3 109	14 460	202	125	46	26	5	—	—	—	—	—	
812112	Beauty salons	985	3 066	14 245	191	114	46	26	5	—	—	—	—	—	
8122	Death care services	127	904	4 090	38	31	5	1	1	—	—	—	—	—	
8123	Drycleaning & laundry services	727	3 558	15 342	82	44	20	13	3	1	1	—	—	—	
81231	Coin-operated laundries & drycleaners	126	317	1 429	33	22	10	1	—	—	—	—	—	—	
812310	Coin-operated laundries & drycleaners	126	317	1 429	33	22	10	1	—	—	—	—	—	—	
81232	Drycleaning & laundry services (exc coin-op)	324	911	3 932	43	21	9	10	3	—	—	—	—	—	
812320	Drycleaning & laundry services (exc coin-op)	324	911	3 932	43	21	9	10	3	—	—	—	—	—	
81233	Linen & uniform supply	277	2 330	9 981	6	1	1	2	—	1	1	—	—	—	
813	Religious, grantmaking, civic, prof & like organizations	2 272	7 775	33 077	314	169	84	41	15	4	1	—	—	—	
8131	Religious organizations	1 177	3 897	15 757	176	87	52	27	10	—	—	—	—	—	
81311	Religious organizations	1 177	3 897	15 757	176	87	52	27	10	—	—	—	—	—	
813110	Religious organizations	1 177	3 897	15 757	176	87	52	27	10	—	—	—	—	—	
8134	Civic & social organizations	665	1 424	6 807	55	21	17	9	4	4	—	—	—	—	
81341	Civic & social organizations	665	1 424	6 807	55	21	17	9	4	4	—	—	—	—	
813410	Civic & social organizations	665	1 424	6 807	55	21	17	9	4	4	—	—	—	—	
8139	Business, labor, political, like organizations	335	2 058	8 791	63	46	11	5	—	—	1	—	—	—	
81399	Oth similar organizations (exc business, prof, labor, pol)	161	623	2 745	18	13	4	—	—	—	1	—	—	—	
813990	Oth similar organizations (exc business, prof, labor, pol)	161	623	2 745	18	13	4	—	—	—	1	—	—	—	
<b>95</b>	<b>Auxiliaries (exc corporate, subsidiary &amp; regional mgt)</b>	<b>1 477</b>	<b>11 869</b>	<b>50 851</b>	<b>19</b>	<b>6</b>	<b>3</b>	<b>2</b>	<b>2</b>	<b>1</b>	<b>3</b>	<b>1</b>	<b>1</b>	<b>—</b>	
<b>99</b>	<b>Unclassified establishments</b>	<b>870</b>	<b>1 102</b>	<b>9 173</b>	<b>464</b>	<b>408</b>	<b>51</b>	<b>5</b>	<b>—</b>	<b>—</b>	<b>—</b>	<b>—</b>	<b>—</b>	<b>—</b>	
<b>SUFFOLK</b>															
	<b>Total</b>	<b>547 063</b>	<b>6 880 656</b>	<b>26 781 234</b>	<b>20 313</b>	<b>10 212</b>	<b>3 733</b>	<b>2 680</b>	<b>1 996</b>	<b>846</b>	<b>538</b>	<b>186</b>	<b>59</b>	<b>63</b>	
<b>11</b>	<b>Forestry, fishing, hunting, and agriculture support</b>	<b>(B)</b>	<b>(D)</b>	<b>(D)</b>	<b>10</b>	<b>7</b>	<b>3</b>	<b>—</b>	<b>—</b>	<b>—</b>	<b>—</b>	<b>—</b>	<b>—</b>	<b>—</b>	
<b>21</b>	<b>Mining</b>	<b>(A)</b>	<b>(D)</b>	<b>(D)</b>	<b>1</b>	<b>—</b>	<b>1</b>	<b>—</b>	<b>—</b>	<b>—</b>	<b>—</b>	<b>—</b>	<b>—</b>	<b>—</b>	

Note: Employment-size classes are indicated as follows: A—0 to 19; B—20 to 99; C—100 to 249; E—250 to 499; F—500 to 999; G—1,000 to 2,499; H—2,500 to 4,999; I—5,000 to 9,999; J—10,000 to 24,999; K—25,000 to 49,999; L—50,000 to 99,999; M—100,000 or more.

**Table 6. Counties—Employees, Payroll, and Establishments by Industry: 1999—Con.**

[Excludes most government employees, railroad employees, and self-employed persons. Size class 1 to 4 includes establishments with payroll, but no employees, during mid-March pay period. (D) denotes figures withheld to avoid disclosing data for individual companies; the data are included in broader industry totals. Detailed industries with 100 or more employees are shown if industry was not a (D). For explanation of terms, abbreviations, and data reliability/comparability, see introductory text]

NAICS code	Industry	Number of employees for week including March 12	Payroll (\$1,000)		Total number of establishments	Number of establishments by employment-size class									
			First quarter	Annual		1 to 4	5 to 9	10 to 19	20 to 49	50 to 99	100 to 249	250 to 499	500 to 999	1,000 or more	
<b>SUFFOLK—Con.</b>															
<b>22</b>	<b>Utilities</b>	<b>3 010</b>	<b>60 354</b>	<b>234 372</b>	<b>29</b>	<b>8</b>	<b>5</b>	<b>4</b>	<b>1</b>	<b>3</b>	<b>5</b>	<b>1</b>	<b>2</b>	<b>-</b>	
221	Utilities	3 010	60 354	234 372	29	8	5	4	1	3	5	1	2	-	
2211	Elec pwr generation, transmsn & distribution	(G)	(D)	(D)	20	5	5	2	1	1	4	-	2	-	
22111	Electric power generation	(F)	(D)	(D)	8	-	3	1	-	1	3	-	-	-	
221112	Fossil fuel electric power generation	1 138	8 809	8 595	4	-	3	-	-	-	1	-	-	-	
22112	Electric pwr transmsn, control & distribution	1 728	36 331	137 145	12	5	2	1	1	-	1	-	2	-	
221122	Electric power distribution	1 728	36 331	137 145	12	5	2	1	1	-	1	-	2	-	
2212	Natural gas distribution	(F)	(D)	(D)	6	2	-	1	-	1	1	1	-	-	
22121	Natural gas distribution	(F)	(D)	(D)	6	2	-	1	-	1	1	1	-	-	
2213	Water, sewage & other systems	(C)	(D)	(D)	3	1	-	1	-	1	-	-	-	-	
<b>23</b>	<b>Construction</b>	<b>13 568</b>	<b>165 161</b>	<b>775 450</b>	<b>935</b>	<b>503</b>	<b>171</b>	<b>121</b>	<b>78</b>	<b>34</b>	<b>24</b>	<b>4</b>	<b>-</b>	<b>-</b>	
233	Building, developing & general contracting	4 099	58 070	247 886	319	180	59	41	24	7	6	2	-	-	
2331	Land subdivision & land development	657	10 227	32 543	43	26	6	7	2	1	-	1	-	-	
23311	Land subdivision & land development	657	10 227	32 543	43	26	6	7	2	1	-	1	-	-	
233110	Land subdivision & land development	657	10 227	32 543	43	26	6	7	2	1	-	1	-	-	
2332	Residential building construction	1 115	10 408	49 298	191	126	32	20	10	3	-	-	-	-	
23321	Single-family housing construction	913	8 492	40 958	171	118	28	16	6	3	-	-	-	-	
233210	Single-family housing construction	913	8 492	40 958	171	118	28	16	6	3	-	-	-	-	
23322	Multifamily housing construction	202	1 916	8 340	20	8	4	4	4	-	-	-	-	-	
233220	Multifamily housing construction	202	1 916	8 340	20	8	4	4	4	-	-	-	-	-	
2333	Nonresidential building construction	2 327	37 435	166 045	85	28	21	14	12	3	6	1	-	-	
23332	Commercial & institutional bldg construction	2 262	36 869	162 841	75	22	19	13	11	3	6	1	-	-	
233320	Commercial & institutional bldg construction	2 262	36 869	162 841	75	22	19	13	11	3	6	1	-	-	
234	Heavy construction	3 669	46 314	222 717	76	26	8	10	12	9	9	2	-	-	
2341	Highway, street, bridge & tunnel construction	2 158	25 798	126 198	29	11	3	2	4	3	4	2	-	-	
23411	Highway & street construction	1 663	20 795	108 132	24	10	3	2	3	2	2	2	-	-	
234110	Highway & street construction	1 663	20 795	108 132	24	10	3	2	3	2	2	2	-	-	
23412	Bridge & tunnel construction	495	5 003	18 066	5	1	-	-	1	1	2	-	-	-	
234120	Bridge & tunnel construction	495	5 003	18 066	5	1	-	-	1	1	2	-	-	-	
2349	Other heavy construction	1 511	20 516	96 519	47	15	5	8	8	6	5	-	-	-	
23491	Water, sewer & pipeline construction	492	5 791	35 298	16	3	3	3	3	3	1	-	-	-	
234910	Water, sewer & pipeline construction	492	5 791	35 298	16	3	3	3	3	3	1	-	-	-	
23492	Pwr, communication transmsn line construction	(C)	(D)	(D)	8	4	1	2	-	1	-	-	-	-	
23499	All other heavy construction	886	13 102	52 994	21	7	1	2	5	2	4	-	-	-	
234990	All other heavy construction	886	13 102	52 994	21	7	1	2	5	2	4	-	-	-	
235	Special trade contractors	5 800	60 777	304 847	540	297	104	70	42	18	9	-	-	-	
2351	Plumbing, heating & AC contractor	1 421	13 526	69 633	126	64	26	20	9	5	2	-	-	-	
23511	Plumbing, heating & AC contractor	1 421	13 526	69 633	126	64	26	20	9	5	2	-	-	-	
235110	Plumbing, heating & AC contractor	1 421	13 526	69 633	126	64	26	20	9	5	2	-	-	-	
2352	Painting & wall covering contractors	327	2 358	14 830	51	36	7	4	3	1	-	-	-	-	
23521	Painting & wall covering contractors	327	2 358	14 830	51	36	7	4	3	1	-	-	-	-	
235210	Painting & wall covering contractors	327	2 358	14 830	51	36	7	4	3	1	-	-	-	-	
2353	Electrical contractors	1 445	17 684	75 848	108	55	20	13	13	3	4	-	-	-	
23531	Electrical contractors	1 445	17 684	75 848	108	55	20	13	13	3	4	-	-	-	
235310	Electrical contractors	1 445	17 684	75 848	108	55	20	13	13	3	4	-	-	-	
2354	Masonry, drywall, insulation, tile contractors	334	3 117	15 958	48	25	13	6	4	-	-	-	-	-	
23541	Masonry & stone contractors	106	1 004	6 709	20	12	4	2	2	-	-	-	-	-	
235410	Masonry & stone contractors	106	1 004	6 709	20	12	4	2	2	-	-	-	-	-	
23542	Drywall, acoustical & insulation contractors	170	1 462	6 805	21	10	6	4	1	-	-	-	-	-	
235420	Drywall, acoustical & insulation contractors	170	1 462	6 805	21	10	6	4	1	-	-	-	-	-	
2355	Carpentry & floor contractors	479	4 758	19 565	62	41	8	8	3	2	-	-	-	-	
23551	Carpentry contractors	268	1 765	8 008	42	30	5	4	2	1	-	-	-	-	
235510	Carpentry contractors	268	1 765	8 008	42	30	5	4	2	1	-	-	-	-	
23552	Floor laying & other floor contractors	211	2 993	11 557	20	11	3	4	1	1	-	-	-	-	
235520	Floor laying & other floor contractors	211	2 993	11 557	20	11	3	4	1	1	-	-	-	-	
2356	Roofing, siding, & sheet metal contractors	244	2 396	12 417	33	17	7	6	3	-	-	-	-	-	
23561	Roofing, siding, & sheet metal contractors	244	2 396	12 417	33	17	7	6	3	-	-	-	-	-	
235610	Roofing, siding, & sheet metal contractors	244	2 396	12 417	33	17	7	6	3	-	-	-	-	-	
2357	Concrete contractors	324	4 188	16 565	11	7	2	-	-	1	1	-	-	-	
23571	Concrete contractors	324	4 188	16 565	11	7	2	-	-	1	1	-	-	-	
235710	Concrete contractors	324	4 188	16 565	11	7	2	-	-	1	1	-	-	-	
2359	Other special trade contractors	1 226	12 750	80 031	101	52	21	13	7	6	2	-	-	-	
23591	Structural steel erection contractors	152	1 450	13 757	9	3	2	1	2	1	-	-	-	-	
235910	Structural steel erection contractors	152	1 450	13 757	9	3	2	1	2	1	-	-	-	-	
23593	Excavation contractors	147	1 402	9 829	15	11	1	1	-	2	-	-	-	-	
235930	Excavation contractors	147	1 402	9 829	15	11	1	1	-	2	-	-	-	-	
23594	Wrecking & demolition contractors	(C)	(D)	(D)	7	5	-	-	1	-	1	-	-	-	
23595	Bldg equip & oth mach installation contractor	351	4 059	16 813	17	6	3	4	1	2	1	-	-	-	
235950	Bldg equip & oth mach installation contractor	351	4 059	16 813	17	6	3	4	1	2	1	-	-	-	
23599	All other special trade contractors	335	3 768	22 331	42	21	13	5	2	1	-	-	-	-	
235990	All other special trade contractors	335	3 768	22 331	42	21	13	5	2	1	-	-	-	-	
<b>31-33</b>	<b>Manufacturing</b>	<b>19 108</b>	<b>189 693</b>	<b>836 236</b>	<b>565</b>	<b>190</b>	<b>108</b>	<b>90</b>	<b>93</b>	<b>48</b>	<b>22</b>	<b>12</b>	<b>-</b>	<b>2</b>	
311	Food mfg	3 131	19 973	89 930	106	27	19	24	16	14	5	1	-	-	
3114	Fruit & veg preserving & specialty food mfg	(C)	(D)	(D)	6	1	-	3	1	1	-	-	-	-	
3115	Dairy product mfg	225	1 540	6 966	10	1	2	4	2	1	-	-	-	-	
31151	Dairy product (exc frozen) mfg	115	1 102	4 482	4	1	1	1	-	1	-	-	-	-	
31152	Ice cream & frozen dessert mfg	110	438	2 484	6	-	1	3	2	-	-	-	-	-	
311520	Ice cream & frozen dessert mfg	110	438	2 484	6	-	1	3	2	-	-	-	-	-	
3116	Animal slaughtering & processing	853	6 874	29 541	12	2	-	1	4	4	-	1	-	-	
31161	Animal slaughtering & processing	853	6 874	29 541	12	2	-	1	4	4	-	1	-	-	
311612	Meat processed from carcasses	461	4 088	17 069	4	-	-	1	2	1	-	-	-	-	

Note: Employment-size classes are indicated as follows: A—0 to 19; B—20 to 99; C—100 to 249; E—250 to 499; F—500 to 2,499; G—1,000 to 2,499; H—2,500 to 4,999; I—5,000 to 9,999; J—10,000 to 24,999; K—25,000 to 49,999; L—50,000 to 99,999; M—100,000 or more.

**Table 6. Counties—Employees, Payroll, and Establishments by Industry: 1999—Con.**

[Excludes most government employees, railroad employees, and self-employed persons. Size class 1 to 4 includes establishments with payroll, but no employees, during mid-March pay period. (D) denotes figures withheld to avoid disclosing data for individual companies; the data are included in broader industry totals. Detailed industries with 100 or more employees are shown if industry was not a (D). For explanation of terms, abbreviations, and data reliability/comparability, see introductory text]

NAICS code	Industry	Number of employees for week including March 12	Payroll (\$1,000)		Total number of establishments	Number of establishments by employment-size class																		
			First quarter	Annual		1 to 4	5 to 9	10 to 19	20 to 49	50 to 99	100 to 249	250 to 499	500 to 999	1,000 or more										
<b>SUFFOLK—Con.</b>																								
<b>31-33 Manufacturing—Con.</b>																								
Food mfg—Con.																								
311	Seafood product preparation & packaging	358	2 484	11 672	10	2	1	3	1	2	1	—	—	—	—	—								
31171	Seafood product preparation & packaging	358	2 484	11 672	10	2	1	3	1	2	1	—	—	—	—	—								
311712	Fresh & frozen seafood processing	358	2 484	11 672	10	2	1	3	1	2	1	—	—	—	—	—								
3118	Bakeries & tortilla mfg	1 211	5 720	26 656	55	17	15	11	4	4	4	—	—	—	—	—								
31181	Bread & bakery product mfg	(F)	(D)	(D)	49	16	12	10	4	4	3	—	—	—	—	—								
311811	Retail bakeries	257	776	3 394	34	13	11	8	2	—	—	—	—	—	—	—								
311812	Commercial bakeries	676	3 565	16 878	14	3	1	2	2	3	3	—	—	—	—	—								
31182	Cookie, cracker & pasta mfg	(C)	(D)	(D)	5	1	2	1	—	—	1	—	—	—	—	—								
3119	Other food mfg	284	2 204	10 105	10	3	1	1	3	2	—	—	—	—	—	—								
31192	Coffee & tea mfg	(C)	(D)	(D)	2	—	—	—	1	1	—	—	—	—	—	—								
31199	All other food mfg	(C)	(D)	(D)	6	2	1	1	1	1	—	—	—	—	—	—								
311999	All other miscellaneous food mfg	122	357	1 550	4	1	—	1	1	1	—	—	—	—	—	—								
313	Textile mills	254	1 675	7 329	9	3	1	2	—	3	—	—	—	—	—	—								
3133	Textile, fabric finishing, fabric coating mills	(C)	(D)	(D)	4	1	1	—	—	2	—	—	—	—	—	—								
314	Textile product mills	467	2 573	11 841	23	8	4	3	6	1	1	—	—	—	—	—								
3141	Textile furnishings mills	277	1 332	6 099	12	6	1	1	2	1	1	—	—	—	—	—								
31412	Curtain & linen mills	(E)	(D)	(D)	10	5	—	1	2	1	1	—	—	—	—	—								
3149	Other textile product mills	190	1 241	5 742	11	2	3	2	4	—	—	—	—	—	—	—								
31499	All other textile product mills	128	840	3 932	6	—	2	1	3	—	—	—	—	—	—	—								
314999	All other miscellaneous textile product mills	128	840	3 932	6	—	2	1	3	—	—	—	—	—	—	—								
315	Apparel manufacturing	1 610	8 392	49 907	44	14	6	7	8	4	4	1	—	—	—	—								
3152	Cut & sew apparel mfg	1 445	7 469	46 203	37	10	6	7	6	3	4	1	—	—	—	—								
31521	Cut & sew apparel contractors	(E)	(D)	(D)	19	6	3	6	3	—	1	—	—	—	—	—								
31522	Men's, boys' cut & sew apparel mfg	310	1 828	7 725	8	2	2	1	1	1	1	—	—	—	—	—								
31523	Women's, girls' cut & sew apparel mfg	766	4 333	32 351	8	1	—	—	2	2	2	1	—	—	—	—								
315234	Women's, girls' cut & sew suit, coat, skirt mfg	431	3 325	26 673	4	—	—	—	2	1	—	1	—	—	—	—								
3159	Apparel accessories & other apparel mfg	165	923	3 704	7	4	—	—	2	1	—	—	—	—	—	—								
31599	Apparel accessories & other apparel mfg	165	923	3 704	7	4	—	—	2	1	—	—	—	—	—	—								
316	Leather & allied product mfg	185	1 327	4 653	5	1	1	1	—	2	—	—	—	—	—	—								
3162	Footwear mfg	(C)	(D)	(D)	3	1	—	—	—	2	—	—	—	—	—	—								
31621	Footwear mfg	(C)	(D)	(D)	3	1	—	—	—	2	—	—	—	—	—	—								
322	Paper mfg	(C)	(D)	(D)	4	1	—	1	—	1	1	—	—	—	—	—								
3221	Pulp, paper & paperboard mills	(C)	(D)	(D)	1	—	—	—	—	—	1	—	—	—	—	—								
32213	Paperboard mills	(C)	(D)	(D)	1	—	—	—	—	—	1	—	—	—	—	—								
323	Printing & related support activities	2 185	20 097	85 412	112	40	29	13	21	5	3	1	—	—	—	—								
3231	Printing & related support activities	2 185	20 097	85 412	112	40	29	13	21	5	3	1	—	—	—	—								
32311	Printing	1 840	17 488	74 294	95	33	26	11	19	3	2	1	—	—	—	—								
323110	Commercial lithographic printing	1 323	12 861	55 091	49	17	11	8	8	2	2	1	—	—	—	—								
323113	Commercial screen printing	103	1 359	4 798	8	3	1	1	3	—	—	—	—	—	—	—								
323114	Quick printing	233	1 812	8 013	22	5	10	1	6	—	—	—	—	—	—	—								
32312	Printing support activities	345	2 609	11 118	17	7	3	2	2	2	1	—	—	—	—	—								
323121	Tradebinding & related work	249	1 620	7 299	6	1	1	1	—	2	1	—	—	—	—	—								
325	Chemical mfg	1 166	15 988	70 854	15	2	2	3	4	1	1	2	—	—	—	—								
3254	Pharmaceutical & medicine mfg	950	13 890	61 744	4	—	—	—	1	—	1	2	—	—	—	—								
32541	Pharmaceutical & medicine mfg	950	13 890	61 744	4	—	—	—	1	—	1	2	—	—	—	—								
326	Plastics & rubber products mfg	(F)	(D)	(D)	12	3	1	1	5	—	1	—	—	—	—	—								
3261	Plastics product mfg	(E)	(D)	(D)	8	1	1	1	4	—	1	—	—	—	—	—								
32619	Other plastics product mfg	287	2 660	11 611	6	1	1	1	2	—	1	—	—	—	—	—								
326199	All other plastics product mfg	287	2 660	11 611	6	1	1	1	2	—	1	—	—	—	—	—								
3262	Rubber product mfg	(E)	(D)	(D)	4	2	—	—	1	—	—	1	—	—	—	—								
32629	Other rubber product mfg	(E)	(D)	(D)	4	2	—	—	1	—	—	1	—	—	—	—								
327	Nonmetallic mineral product mfg	314	3 258	15 562	10	5	1	—	2	—	2	—	—	—	—	—								
3273	Cement & concrete product mfg	(C)	(D)	(D)	2	—	—	—	1	—	1	—	—	—	—	—								
32732	Ready-mix concrete mfg	(C)	(D)	(D)	2	—	—	—	1	—	1	—	—	—	—	—								
3274	Lime & gypsum product mfg	(C)	(D)	(D)	2	1	—	—	—	—	1	—	—	—	—	—								
32742	Gypsum product mfg	(C)	(D)	(D)	2	1	—	—	—	—	1	—	—	—	—	—								
332	Fabricated metal product mfg	2 570	29 109	113 100	53	17	11	12	9	2	—	1	—	—	—	1								
3322	Cutlery & handtool mfg	(G)	(D)	(D)	1	—	—	—	—	—	—	—	—	—	—	1								
33221	Cutlery & handtool mfg	(G)	(D)	(D)	1	—	—	—	—	—	—	—	—	—	—	1								
3323	Architectural & structural metals mfg	567	5 879	24 311	23	5	7	6	2	2	—	1	—	—	—	—								
33231	Plate work & fabricated structural prod mfg	120	1 206	5 054	5	1	1	2	—	1	—	—	—	—	—	—								
33232	Ornamental & architectural metal prod mfg	447	4 673	19 257	18	4	6	4	2	1	—	1	—	—	—	—								
332322	Sheet metal work mfg	381	4 212	16 908	9	1	2	3	1	1	—	1	—	—	—	—								
3327	Mach shops, turn prod, screw, nut, bolt mfg	(C)	(D)	(D)	10	4	1	4	1	—	—	—	—	—	—	—								
3328	Coating, engrave, heat treating & oth activity	(C)	(D)	(D)	8	3	2	1	2	—	—	—	—	—	—	—								
33281	Coating, engrave, heat treating & oth activity	(C)	(D)	(D)	8	3	2	1	2	—	—	—	—	—	—	—								
3329	Other fabricated metal product mfg	(C)	(D)	(D)	7	3	1	1	2	—	—	—	—	—	—	—								
33299	All other fabricated metal product mfg	(C)	(D)	(D)	7	3	1	1	2	—	—	—	—	—	—	—								
333	Machinery mfg	445	4 778	19 982	19	3	4	4	6	2	—	—	—	—	—	—								
3339	Other general purpose machinery mfg	176	1 541	5 707	5	1	—	1	2	1	—	—	—	—	—	—								

Note: Employment-size classes are indicated as follows: A—0 to 19; B—20 to 99; C—100 to 249; E—250 to 499; F—500 to 999; G—1,000 to 2,499; H—2,500 to 4,999; I—5,000 to 9,999; J—10,000 to 24,999; K—25,000 to 49,999; L—50,000 to 99,999; M—100,000 or more.

**Table 6. Counties—Employees, Payroll, and Establishments by Industry: 1999—Con.**

[Excludes most government employees, railroad employees, and self-employed persons. Size class 1 to 4 includes establishments with payroll, but no employees, during mid-March pay period. (D) denotes figures withheld to avoid disclosing data for individual companies; the data are included in broader industry totals. Detailed industries with 100 or more employees are shown if industry was not a (D). For explanation of terms, abbreviations, and data reliability/comparability, see introductory text]

NAICS code	Industry	Number of employees for week including March 12	Payroll (\$1,000)		Total number of establishments	Number of establishments by employment-size class								
			First quarter	Annual		1 to 4	5 to 9	10 to 19	20 to 49	50 to 99	100 to 249	250 to 499	500 to 999	1,000 or more
<b>SUFFOLK—Con.</b>														
<b>31-33 Manufacturing—Con.</b>														
334	Computer & electronic product mfg . . . . .	2 329	40 588	182 169	23	8	2	4	5	1	1	1	—	1
3341	Computer & peripheral equipment mfg . . . . .	(C)	(D)	(D)	3	—	—	1	1	1	—	—	—	—
33411	Computer & peripheral equipment mfg . . . . .	(C)	(D)	(D)	3	—	—	1	1	1	—	—	—	—
3342	Communications equipment mfg . . . . .	(E)	(D)	(D)	1	—	—	—	—	—	—	1	—	—
33421	Telephone apparatus mfg . . . . .	(E)	(D)	(D)	1	—	—	—	—	—	—	1	—	—
3344	Semiconductor & oth electronic component mfg . . . . .	(C)	(D)	(D)	7	3	1	1	1	—	1	—	—	—
33441	Semiconductor & oth electronic component mfg . . . . .	(C)	(D)	(D)	7	3	1	1	1	—	1	—	—	—
3345	Nav, measuring, medical, control instruments mfg . . . . .	(G)	(D)	(D)	6	3	1	—	1	—	—	—	—	1
33451	Nav, measuring, medical, control instruments mfg . . . . .	(G)	(D)	(D)	6	3	1	—	1	—	—	—	—	1
335	Electrical equip, appliance & component mfg . . . . .	1 065	8 458	38 962	11	2	4	1	1	—	—	3	—	—
3359	Other electrical equipment & component mfg . . . . .	986	7 962	36 772	5	1	1	—	—	—	—	3	—	—
33593	Wiring device mfg . . . . .	(F)	(D)	(D)	2	—	—	—	—	—	—	2	—	—
33599	All oth electrical equipment & component mfg . . . . .	(E)	(D)	(D)	2	—	1	—	—	—	—	1	—	—
336	Transportation equipment mfg . . . . .	740	6 934	30 968	13	1	3	2	—	5	2	—	—	—
3363	Motor vehicle parts mfg . . . . .	(F)	(D)	(D)	7	—	2	1	—	2	2	—	—	—
33632	MV electrical & electronic equipment mfg . . . . .	(C)	(D)	(D)	4	—	2	—	—	2	—	—	—	—
33634	Motor vehicle brake system mfg . . . . .	(C)	(D)	(D)	1	—	—	—	—	—	1	—	—	—
33637	Motor vehicle metal stamping . . . . .	(C)	(D)	(D)	2	—	—	1	—	—	1	—	—	—
3366	Ship & boat building . . . . .	(C)	(D)	(D)	5	1	1	1	—	2	—	—	—	—
33661	Ship & boat building . . . . .	(C)	(D)	(D)	5	1	1	1	—	2	—	—	—	—
337	Furniture & related product mfg . . . . .	513	4 134	17 673	26	12	5	3	2	3	1	—	—	—
3371	HH & institutional furniture & kitchen cabinet mfg . . . . .	235	1 819	8 880	14	8	3	2	—	—	1	—	—	—
33712	Household & institutional furniture mfg . . . . .	197	1 557	7 668	7	5	—	1	—	—	1	—	—	—
3379	Other furniture related product mfg . . . . .	205	1 315	5 692	5	—	—	1	2	2	—	—	—	—
33791	Mattress mfg . . . . .	(C)	(D)	(D)	3	—	—	—	1	2	—	—	—	—
339	Miscellaneous mfg . . . . .	1 036	12 359	52 487	59	33	9	9	4	3	—	1	—	—
3391	Medical equipment & supplies mfg . . . . .	186	1 866	8 253	18	9	2	5	2	—	—	—	—	—
33911	Medical equipment & supplies mfg . . . . .	186	1 866	8 253	18	9	2	5	2	—	—	—	—	—
3399	Other miscellaneous mfg . . . . .	850	10 493	44 234	41	24	7	4	2	3	—	1	—	—
33991	Jewelry & silverware mfg . . . . .	(E)	(D)	(D)	16	12	2	—	1	—	—	1	—	—
33995	Sign mfg . . . . .	172	1 509	6 736	14	7	5	—	—	2	—	—	—	—
339950	Sign mfg . . . . .	172	1 509	6 736	14	7	5	—	—	2	—	—	—	—
33999	All other misc mfg . . . . .	(C)	(D)	(D)	7	3	—	3	—	1	—	—	—	—
<b>42</b>	<b>Wholesale trade . . . . .</b>	<b>12 094</b>	<b>136 913</b>	<b>633 735</b>	<b>908</b>	<b>402</b>	<b>188</b>	<b>169</b>	<b>98</b>	<b>39</b>	<b>11</b>	<b>1</b>	<b>—</b>	<b>—</b>
421	Wholesale trade, durable goods . . . . .	5 675	66 828	293 966	462	218	93	84	48	13	5	1	—	—
4211	Motor vehicle, motor vehicle pt & supply whsle . . . . .	536	3 639	16 885	43	17	8	11	5	2	—	—	—	—
42112	Motor vehicle supplies & new parts whsle . . . . .	414	2 758	12 584	23	5	5	6	5	2	—	—	—	—
421120	Motor vehicle supplies & new parts whsle . . . . .	414	2 758	12 584	23	5	5	6	5	2	—	—	—	—
4212	Furniture & home furnishing whsle . . . . .	860	12 450	52 250	60	26	14	9	8	2	1	—	—	—
42121	Furniture whsle . . . . .	646	10 307	43 246	33	13	6	7	4	2	1	—	—	—
421210	Furniture whsle . . . . .	646	10 307	43 246	33	13	6	7	4	2	1	—	—	—
42122	Home furnishing whsle . . . . .	214	2 143	9 004	27	13	8	2	4	—	—	—	—	—
421220	Home furnishing whsle . . . . .	214	2 143	9 004	27	13	8	2	4	—	—	—	—	—
4213	Lumber & other construction materials whsle . . . . .	215	3 148	12 850	23	14	2	5	1	1	—	—	—	—
4214	Professional & commercial equip & supp whsle . . . . .	1 456	20 231	86 448	91	41	17	14	13	4	1	1	—	—
42141	Photographic equipment & supplies whsle . . . . .	115	1 133	4 354	8	1	2	3	2	—	—	—	—	—
421410	Photographic equipment & supplies whsle . . . . .	115	1 133	4 354	8	1	2	3	2	—	—	—	—	—
42142	Office equipment whsle . . . . .	474	7 515	25 500	11	2	6	—	1	—	1	1	—	—
421420	Office equipment whsle . . . . .	474	7 515	25 500	11	2	6	—	1	—	1	1	—	—
42143	Computer & peripheral equip & software whsle . . . . .	392	6 107	31 013	32	16	4	5	6	1	—	—	—	—
421430	Computer & peripheral equip & software whsle . . . . .	392	6 107	31 013	32	16	4	5	6	1	—	—	—	—
42144	Other commercial equipment whsle . . . . .	226	1 918	9 340	18	10	1	3	3	1	—	—	—	—
421440	Other commercial equipment whsle . . . . .	226	1 918	9 340	18	10	1	3	3	1	—	—	—	—
42145	Medical, dental, hospital equip & supp whsle . . . . .	116	1 789	6 716	14	9	3	1	—	1	—	—	—	—
421450	Medical, dental, hospital equip & supp whsle . . . . .	116	1 789	6 716	14	9	3	1	—	1	—	—	—	—
42149	Oth professional equipment & supplies whsle . . . . .	108	1 496	8 035	5	2	—	1	1	1	—	—	—	—
421490	Oth professional equipment & supplies whsle . . . . .	108	1 496	8 035	5	2	—	1	1	1	—	—	—	—
4215	Metal & mineral (except petroleum) whsle . . . . .	194	2 160	9 271	16	7	5	2	1	1	—	—	—	—
42151	Metal service centers & offices whsle . . . . .	194	2 160	9 271	16	7	5	2	1	1	—	—	—	—
421510	Metal service centers & offices whsle . . . . .	194	2 160	9 271	16	7	5	2	1	1	—	—	—	—
4216	Electrical goods whsle . . . . .	1 002	12 002	54 255	55	22	9	15	6	1	2	—	—	—
42161	Elec equip, wiring supp, const material whsle . . . . .	(E)	(D)	(D)	17	4	2	8	2	1	—	—	—	—
42169	Other electronic parts & equipment whsle . . . . .	693	8 824	38 773	37	17	7	7	4	—	2	—	—	—
421690	Other electronic parts & equipment whsle . . . . .	693	8 824	38 773	37	17	7	7	4	—	2	—	—	—
4217	Hardware, plumb & heating equip & sup whsle . . . . .	344	2 767	12 589	29	9	6	7	7	—	—	—	—	—
42171	Hardware whsle . . . . .	168	1 479	6 304	14	4	1	7	2	—	—	—	—	—
421710	Hardware whsle . . . . .	168	1 479	6 304	14	4	1	7	2	—	—	—	—	—

Note: Employment-size classes are indicated as follows: A—0 to 19; B—20 to 99; C—100 to 249; E—250 to 499; F—500 to 999; G—1,000 to 2,499; H—2,500 to 4,999; I—5,000 to 9,999; J—10,000 to 24,999; K—25,000 to 49,999; L—50,000 to 99,999; M—100,000 or more.

**Table 6. Counties—Employees, Payroll, and Establishments by Industry: 1999—Con.**

[Excludes most government employees, railroad employees, and self-employed persons. Size class 1 to 4 includes establishments with payroll, but no employees, during mid-March pay period. (D) denotes figures withheld to avoid disclosing data for individual companies; the data are included in broader industry totals. Detailed industries with 100 or more employees are shown if industry was not a (D). For explanation of terms, abbreviations, and data reliability/comparability, see introductory text]

NAICS code	Industry	Number of employees for week including March 12	Payroll (\$1,000)		Total number of establishments	Number of establishments by employment-size class									
			First quarter	Annual		1 to 4	5 to 9	10 to 19	20 to 49	50 to 99	100 to 249	250 to 499	500 to 999	1,000 or more	
<b>SUFFOLK—Con.</b>															
<b>42</b>	<b>Wholesale trade—Con.</b>														
421	Wholesale trade, durable goods—Con.														
4218	Machinery, equipment & supplies whsle	456	4 646	21 440	58	31	8	14	4	1	—	—	—	—	
42181	Const & mining (exc petroleum) equip whsle	102	963	3 980	5	1	—	3	—	1	—	—	—	—	
421810	Const & mining (exc petroleum) equip whsle	102	963	3 980	5	1	—	3	—	1	—	—	—	—	
42183	Industrial machinery & equipment whsle	144	1 622	8 563	24	13	4	5	2	—	—	—	—	—	
421830	Industrial machinery & equipment whsle	144	1 622	8 563	24	13	4	5	2	—	—	—	—	—	
42184	Industrial supplies whsle	119	1 172	5 282	16	9	1	5	1	—	—	—	—	—	
421840	Industrial supplies whsle	119	1 172	5 282	16	9	1	5	1	—	—	—	—	—	
4219	Miscellaneous durable goods whsle	612	5 785	27 978	87	51	24	7	3	1	1	—	—	—	
42193	Recyclable material whsle	260	1 920	9 624	20	9	6	3	1	—	1	—	—	—	
421930	Recyclable material whsle	260	1 920	9 624	20	9	6	3	1	—	1	—	—	—	
42194	Jewelry, watch, precious stone & metal whsle	189	2 308	11 078	39	25	11	2	1	—	—	—	—	—	
421940	Jewelry, watch, precious stone & metal whsle	189	2 308	11 078	39	25	11	2	1	—	—	—	—	—	
42199	Other miscellaneous durable goods whsle	128	1 285	6 099	19	11	5	1	1	1	—	—	—	—	
421990	Other miscellaneous durable goods whsle	128	1 285	6 099	19	11	5	1	1	1	—	—	—	—	
422	Wholesale trade, nondurable goods	6 419	70 085	339 769	446	184	95	85	50	26	6	—	—	—	
4221	Paper & paper product whsle	237	3 617	15 530	31	16	10	3	1	1	—	—	—	—	
42212	Stationery & office supplies whsle	110	2 312	9 134	14	9	3	1	—	1	—	—	—	—	
422120	Stationery & office supplies whsle	110	2 312	9 134	14	9	3	1	—	1	—	—	—	—	
4222	Drugs & druggists' sundries whsle	193	2 333	10 514	10	2	4	1	1	2	—	—	—	—	
42221	Drugs & druggists' sundries whsle	193	2 333	10 514	10	2	4	1	1	2	—	—	—	—	
422210	Drugs & druggists' sundries whsle	193	2 333	10 514	10	2	4	1	1	2	—	—	—	—	
4223	Apparel, piece goods & notions whsle	770	10 667	59 262	64	43	7	8	3	1	2	—	—	—	
42232	Men's & boys' clothing & furnishings whsle	107	1 062	15 168	10	5	3	1	—	1	—	—	—	—	
422320	Men's & boys' clothing & furnishings whsle	107	1 062	15 168	10	5	3	1	—	1	—	—	—	—	
42233	Women's, children's, infants' clothing whsle	129	1 089	6 970	28	22	2	2	2	—	—	—	—	—	
422330	Women's, children's, infants' clothing whsle	129	1 089	6 970	28	22	2	2	2	—	—	—	—	—	
42234	Footwear whsle	438	7 304	32 564	7	3	—	1	1	—	2	—	—	—	
422340	Footwear whsle	438	7 304	32 564	7	3	—	1	1	—	2	—	—	—	
4224	Grocery & related product whsle	3 705	35 244	175 036	225	70	48	53	37	14	3	—	—	—	
42241	General line grocery whsle	151	897	4 136	21	6	9	6	—	—	—	—	—	—	
422410	General line grocery whsle	151	897	4 136	21	6	9	6	—	—	—	—	—	—	
42242	Packaged frozen food whsle	331	4 270	16 378	15	5	5	—	3	1	1	—	—	—	
422420	Packaged frozen food whsle	331	4 270	16 378	15	5	5	—	3	1	1	—	—	—	
42243	Dairy product (exc dried or canned) whsle	195	2 872	10 253	6	—	1	1	3	1	—	—	—	—	
422430	Dairy product (exc dried or canned) whsle	195	2 872	10 253	6	—	1	1	3	1	—	—	—	—	
42244	Poultry & poultry product whsle	149	1 049	6 038	4	—	—	1	1	2	—	—	—	—	
422440	Poultry & poultry product whsle	149	1 049	6 038	4	—	—	1	1	2	—	—	—	—	
42246	Fish & seafood whsle	671	6 465	36 681	49	16	12	11	7	3	—	—	—	—	
422460	Fish & seafood whsle	671	6 465	36 681	49	16	12	11	7	3	—	—	—	—	
42247	Meat & meat product whsle	673	6 407	28 976	21	2	4	6	5	3	1	—	—	—	
422470	Meat & meat product whsle	673	6 407	28 976	21	2	4	6	5	3	1	—	—	—	
42248	Fresh fruit & vegetable whsle	1 167	11 189	61 456	68	17	10	23	14	3	1	—	—	—	
422480	Fresh fruit & vegetable whsle	1 167	11 189	61 456	68	17	10	23	14	3	1	—	—	—	
42249	Other grocery & related products whsle	364	2 432	11 009	38	21	7	5	4	1	—	—	—	—	
422490	Other grocery & related products whsle	364	2 432	11 009	38	21	7	5	4	1	—	—	—	—	
4226	Chemical & allied products whsle	156	1 963	8 448	20	12	5	1	1	1	—	—	—	—	
42269	Other chemical & allied products whsle	(C)	(D)	(D)	18	10	5	1	1	1	—	—	—	—	
4227	Petroleum & petroleum products whsle	410	4 929	21 510	17	5	4	3	4	—	1	—	—	—	
42271	Petroleum bulk stations & terminals	159	2 018	8 188	9	2	2	2	3	—	—	—	—	—	
422710	Petroleum bulk stations & terminals	159	2 018	8 188	9	2	2	2	3	—	—	—	—	—	
42272	Petroleum prod whsle (exc bulk sta, terminals)	251	2 911	13 322	8	3	2	1	1	—	1	—	—	—	
422720	Petroleum prod whsle (exc bulk sta, terminals)	251	2 911	13 322	8	3	2	1	1	—	1	—	—	—	
4228	Beer, wine, distilled alcoholic beverage whsle	130	1 744	7 903	4	1	1	—	—	2	—	—	—	—	
42282	Wine & distilled alcoholic beverage whsle	(C)	(D)	(D)	3	—	1	—	—	2	—	—	—	—	
4229	Miscellaneous nondurable goods whsle	734	8 713	37 978	67	31	15	14	2	5	—	—	—	—	
42292	Book, periodical & newspaper whsle	265	5 407	20 613	17	9	3	2	1	2	—	—	—	—	
422920	Book, periodical & newspaper whsle	265	5 407	20 613	17	9	3	2	1	2	—	—	—	—	
42293	Flower, nursery stock, florists' supplies whsle	203	1 422	8 260	18	4	5	7	1	1	—	—	—	—	
422930	Flower, nursery stock, florists' supplies whsle	203	1 422	8 260	18	4	5	7	1	1	—	—	—	—	
42299	Other miscellaneous nondurable goods whsle	174	1 138	5 830	21	15	4	—	—	2	—	—	—	—	
422990	Other miscellaneous nondurable goods whsle	174	1 138	5 830	21	15	4	—	—	2	—	—	—	—	
<b>44-45</b>	<b>Retail trade</b>	<b>31 101</b>	<b>145 595</b>	<b>644 466</b>	<b>2 495</b>	<b>1 236</b>	<b>591</b>	<b>365</b>	<b>181</b>	<b>73</b>	<b>39</b>	<b>9</b>	<b>1</b>	<b>—</b>	
441	Motor vehicle & parts dealers	1 733	14 587	69 763	107	42	22	26	7	8	2	—	—	—	
4411	Automobile dealers	1 112	11 063	54 175	42	22	3	4	4	7	2	—	—	—	
44111	New car dealers	1 012	9 909	49 086	18	3	2	1	3	7	2	—	—	—	
441110	New car dealers	1 012	9 909	49 086	18	3	2	1	3	7	2	—	—	—	
44112	Used car dealers	100	1 154	5 089	24	19	1	3	1	—	—	—	—	—	
441120	Used car dealers	100	1 154	5 089	24	19	1	3	1	—	—	—	—	—	
4413	Automotive parts, accessories & tire stores	602	3 445	15 185	60	16	19	21	3	1	—	—	—	—	
44131	Automotive parts, accessories & tire stores	386	2 302	10 351	43	16	9	15	3	—	—	—	—	—	
441310	Automotive parts, accessories & tire stores	386	2 302	10 351	43	16	9	15	3	—	—	—	—	—	
44132	Tire dealers	216	1 143	4 834	17	—	10	6	—	1	—	—	—	—	
441320	Tire dealers	216	1 143	4 834	17	—	10	6	—	1	—	—	—	—	

Note: Employment-size classes are indicated as follows: A—0 to 19; B—20 to 99; C—100 to 249; E—250 to 499; F—500 to 999; G—1,000 to 2,499; H—2,500 to 4,999; I—5,000 to 9,999; J—10,000 to 24,999; K—25,000 to 49,999; L—50,000 to 99,999; M—100,000 or more.

**Table 6. Counties—Employees, Payroll, and Establishments by Industry: 1999—Con.**

[Excludes most government employees, railroad employees, and self-employed persons. Size class 1 to 4 includes establishments with payroll, but no employees, during mid-March pay period. (D) denotes figures withheld to avoid disclosing data for individual companies; the data are included in broader industry totals. Detailed industries with 100 or more employees are shown if industry was not a (D). For explanation of terms, abbreviations, and data reliability/comparability, see introductory text]

NAICS code	Industry	Number of employees for week including March 12	Payroll (\$1,000)		Total number of establishments	Number of establishments by employment-size class																					
			First quarter	Annual		1 to 4	5 to 9	10 to 19	20 to 49	50 to 99	100 to 249	250 to 499	500 to 999	1,000 or more													
<b>SUFFOLK—Con.</b>																											
<b>44-45 Retail trade—Con.</b>																											
442	Furniture & home furnishing stores	1 036	5 943	25 953	113	55	27	20	7	3	1	—	—	—	—	—	—										
4421	Furniture stores	236	1 663	7 617	48	29	12	5	2	—	—	—	—	—	—	—	—										
44211	Furniture stores	236	1 663	7 617	48	29	12	5	2	—	—	—	—	—	—	—	—										
442110	Furniture stores	236	1 663	7 617	48	29	12	5	2	—	—	—	—	—	—	—	—										
4422	Home furnishings stores	800	4 280	18 336	65	26	15	15	5	3	1	—	—	—	—	—	—										
44229	Other home furnishings stores	702	3 652	15 947	53	21	12	12	4	3	1	—	—	—	—	—	—										
442299	All other home furnishings stores	675	3 567	15 556	48	18	11	11	4	3	1	—	—	—	—	—	—										
443	Electronics & appliance stores	542	3 630	14 884	83	47	21	11	3	1	—	—	—	—	—	—	—										
4431	Electronics & appliance stores	542	3 630	14 884	83	47	21	11	3	1	—	—	—	—	—	—	—										
44311	Appliance, TV & all other electronics stores	286	2 064	8 587	48	26	13	8	1	—	—	—	—	—	—	—	—										
443112	Radio, television & other electronics stores	225	1 677	6 866	39	19	13	7	—	—	—	—	—	—	—	—	—										
44312	Computer & software stores	187	1 290	5 152	20	11	4	3	1	1	—	—	—	—	—	—	—										
443120	Computer & software stores	187	1 290	5 152	20	11	4	3	1	1	—	—	—	—	—	—	—										
444	Bldg material & garden equip & supp dealers	1 418	10 066	44 338	107	34	34	27	10	—	2	—	—	—	—	—	—										
4441	Building material & supplies dealers	1 386	9 844	43 047	100	29	33	27	9	—	2	—	—	—	—	—	—										
44411	Home centers	(E)	(D)	(D)	4	—	—	2	—	—	2	—	—	—	—	—	—										
44412	Paint & wallpaper stores	(C)	(D)	(D)	12	4	3	5	—	—	—	—	—	—	—	—	—										
44413	Hardware stores	242	1 317	6 118	30	10	12	6	2	—	—	—	—	—	—	—	—										
444130	Hardware stores	242	1 317	6 118	30	10	12	6	2	—	—	—	—	—	—	—	—										
44419	Other building material dealers	548	5 146	21 813	54	15	18	14	7	—	—	—	—	—	—	—	—										
444190	Other building material dealers	548	5 146	21 813	54	15	18	14	7	—	—	—	—	—	—	—	—										
445	Food & beverage stores	8 818	33 297	141 240	626	354	119	84	29	17	20	3	—	—	—	—	—										
4451	Grocery stores	7 228	27 471	115 520	384	217	58	53	18	16	19	3	—	—	—	—	—										
44511	Grocery (except convenience) stores	6 001	24 010	100 156	200	114	25	15	10	14	19	3	—	—	—	—	—										
445110	Grocery (except convenience) stores	6 001	24 010	100 156	200	114	25	15	10	14	19	3	—	—	—	—	—										
44512	Convenience stores	1 227	3 461	15 364	184	103	33	38	8	2	—	—	—	—	—	—	—										
445120	Convenience stores	1 227	3 461	15 364	184	103	33	38	8	2	—	—	—	—	—	—	—										
4452	Specialty food stores	599	2 028	9 805	93	55	23	9	5	—	1	—	—	—	—	—	—										
44521	Meat markets	129	633	3 418	25	14	8	2	1	—	—	—	—	—	—	—	—										
445210	Meat markets	129	633	3 418	25	14	8	2	1	—	—	—	—	—	—	—	—										
44523	Fruit & vegetable markets	121	356	1 624	13	7	2	2	2	—	—	—	—	—	—	—	—										
445230	Fruit & vegetable markets	121	356	1 624	13	7	2	2	2	—	—	—	—	—	—	—	—										
44529	Other specialty food stores	313	935	4 295	44	27	10	4	2	—	1	—	—	—	—	—	—										
445291	Baked goods stores	162	512	2 177	11	5	3	2	—	—	—	—	—	—	—	—	—										
445292	Confectionery & nut stores	113	305	1 436	15	7	5	1	2	—	—	—	—	—	—	—	—										
4453	Beer, wine & liquor stores	991	3 798	15 915	149	82	38	22	6	1	—	—	—	—	—	—	—										
44531	Beer, wine & liquor stores	991	3 798	15 915	149	82	38	22	6	1	—	—	—	—	—	—	—										
445310	Beer, wine & liquor stores	991	3 798	15 915	149	82	38	22	6	1	—	—	—	—	—	—	—										
446	Health & personal care stores	3 646	13 834	60 626	187	65	44	24	35	13	6	—	—	—	—	—	—										
4461	Health & personal care stores	3 646	13 834	60 626	187	65	44	24	35	13	6	—	—	—	—	—	—										
44611	Pharmacies & drug stores	3 133	11 486	49 819	105	23	17	15	32	12	6	—	—	—	—	—	—										
446110	Pharmacies & drug stores	3 133	11 486	49 819	105	23	17	15	32	12	6	—	—	—	—	—	—										
44612	Cosmetics, beauty supplies & perfume stores	170	406	1 873	21	7	8	4	2	—	—	—	—	—	—	—	—										
446120	Cosmetics, beauty supplies & perfume stores	170	406	1 873	21	7	8	4	2	—	—	—	—	—	—	—	—										
44613	Optical goods stores	150	669	2 985	32	20	8	3	1	—	—	—	—	—	—	—	—										
446130	Optical goods stores	150	669	2 985	32	20	8	3	1	—	—	—	—	—	—	—	—										
44619	Other health & personal care stores	193	1 273	5 949	29	15	11	2	—	1	—	—	—	—	—	—	—										
446190	All other health & personal care stores	129	1 035	4 914	15	9	3	2	—	1	—	—	—	—	—	—	—										
447	Gasoline stations	915	3 566	15 509	154	82	46	21	5	—	—	—	—	—	—	—	—										
4471	Gasoline stations	915	3 566	15 509	154	82	46	21	5	—	—	—	—	—	—	—	—										
44711	Gasoline stations with convenience stores	301	1 259	5 452	54	30	14	10	—	—	—	—	—	—	—	—	—										
447110	Gasoline stations with convenience stores	301	1 259	5 452	54	30	14	10	—	—	—	—	—	—	—	—	—										
44719	Other gasoline stations	614	2 307	10 057	100	52	32	11	5	—	—	—	—	—	—	—	—										
447190	Other gasoline stations	614	2 307	10 057	100	52	32	11	5	—	—	—	—	—	—	—	—										
448	Clothing & clothing accessories stores	5 335	25 310	112 506	484	222	128	72	43	14	3	2	—	—	—	—	—										
4481	Clothing stores	3 987	16 997	76 966	278	98	80	48	38	9	3	2	—	—	—	—	—										
44811	Men's clothing stores	346	1 803	8 043	45	21	14	7	3	—	—	—	—	—	—	—	—										
448110	Men's clothing stores	346	1 803	8 043	45	21	14	7	3	—	—	—	—	—	—	—	—										
44812	Women's clothing stores	1 602	5 805	26 504	109	35	38	21	11	2	—	2	—	—	—	—	—										
448120	Women's clothing stores	1 602	5 805	26 504	109	35	38	21	11	2	—	2	—	—	—	—	—										
44813	Children's & infants' clothing stores	106	374	1 622	13	5	4	3	1	—	—	—	—	—	—	—	—										
448130	Children's & infants' clothing stores	106	374	1 622	13	5	4	3	1	—	—	—	—	—	—	—	—										
44814	Family clothing stores	1 591	7 572	33 953	61	13	9	9	20	7	3	—	—	—	—	—	—										
448140	Family clothing stores	1 591	7 572	33 953	61	13	9	9	20	7	3	—	—	—	—	—	—										
44815	Clothing accessories stores	170	749	3 188	29	13	12	2	2	—	—	—	—	—	—	—	—										
448150	Clothing accessories stores	170	749	3 188	29	13	12	2	2	—	—	—	—	—	—	—	—										
44819	Other clothing stores	172	694	3 656	21	11	3	6	1	—	—	—	—	—	—	—	—										
448190	Other clothing stores	172	694	3 656	21	11	3	6	1	—	—	—	—	—	—	—	—										
4482	Shoe stores	586	2 539	10 839	90	39	32	16	2	1	—	—	—	—	—	—	—										
44821	Shoe stores	586	2 539	10 839	90	39	32	16	2	1	—	—	—	—	—	—	—										
448210	Shoe stores	586	2 539	10 839	90	39	32	16	2	1	—	—	—	—	—	—	—										
4483	Jewelry, luggage & leather goods stores	762	5 774	24 701	116	85	16	8	3	4	—	—	—	—	—	—	—										
44831	Jewelry stores	687	5 235	22 463	104	81	10	6	3	4	—	—	—	—	—	—	—										
448310	Jewelry stores	687	5 235	22 463	104	81	10	6	3	4	—	—	—	—	—	—	—										
451	Sporting goods, hobby, book & music stores	1 768	6 442	28 760	152	66	47	16	18	3	2	—	—	—	—	—	—										
4511	Sporting goods, hobby, musical instrument stores	612	2 631																								

**Table 6. Counties—Employees, Payroll, and Establishments by Industry: 1999—Con.**

[Excludes most government employees, railroad employees, and self-employed persons. Size class 1 to 4 includes establishments with payroll, but no employees, during mid-March pay period. (D) denotes figures withheld to avoid disclosing data for individual companies; the data are included in broader industry totals. Detailed industries with 100 or more employees are shown if industry was not a (D). For explanation of terms, abbreviations, and data reliability/comparability, see introductory text]

NAICS code	Industry	Number of employees for week including March 12	Payroll (\$1,000)		Total number of establishments	Number of establishments by employment-size class									
			First quarter	Annual		1 to 4	5 to 9	10 to 19	20 to 49	50 to 99	100 to 249	250 to 499	500 to 999	1,000 or more	
<b>SUFFOLK—Con.</b>															
<b>44-45</b>	<b>Retail trade—Con.</b>														
451	Sporting goods, hobby, book & music stores—Con.														
4512	Book, periodical & music stores	1 156	3 811	16 265	88	33	29	13	8	3	2	—	—	—	
45121	Book stores & news dealers	803	2 815	11 969	66	26	22	8	6	3	1	—	—	—	
451211	Book stores	725	2 521	10 610	50	15	20	6	5	3	1	—	—	—	
45122	Prerecorded tape, CD & record stores	353	996	4 296	22	7	7	5	2	—	1	—	—	—	
451220	Prerecorded tape, CD & record stores	353	996	4 296	22	7	7	5	2	—	1	—	—	—	
452	General merchandise stores														
4521	Department stores	2 180	9 215	41 839	11	—	—	—	—	6	1	3	1	—	
45211	Department stores	2 180	9 215	41 839	11	—	—	—	—	6	1	3	1	—	
452110	Department stores	2 180	9 215	41 839	11	—	—	—	—	6	1	3	1	—	
4529	Other general merchandise stores	195	624	2 803	39	24	10	4	1	—	—	—	—	—	
45299	All other general merchandise stores	195	624	2 803	39	24	10	4	1	—	—	—	—	—	
452990	All other general merchandise stores	195	624	2 803	39	24	10	4	1	—	—	—	—	—	
453	Miscellaneous store retailers														
4531	Florists	370	1 895	8 261	72	43	22	5	1	1	—	—	—	—	
45311	Florists	370	1 895	8 261	72	43	22	5	1	1	—	—	—	—	
453110	Florists	370	1 895	8 261	72	43	22	5	1	1	—	—	—	—	
4532	Office supplies, stationery & gift stores	1 156	4 245	18 673	108	44	27	21	11	5	—	—	—	—	
45321	Office supplies & stationery stores	356	1 763	7 360	19	3	3	6	6	1	—	—	—	—	
453210	Office supplies & stationery stores	356	1 763	7 360	19	3	3	6	6	1	—	—	—	—	
45322	Gift, novelty & souvenir stores	800	2 482	11 313	89	41	24	15	5	4	—	—	—	—	
453220	Gift, novelty & souvenir stores	800	2 482	11 313	89	41	24	15	5	4	—	—	—	—	
4533	Used merchandise stores	208	900	4 808	45	33	5	6	1	—	—	—	—	—	
45331	Used merchandise stores	208	900	4 808	45	33	5	6	1	—	—	—	—	—	
453310	Used merchandise stores	208	900	4 808	45	33	5	6	1	—	—	—	—	—	
4539	Other miscellaneous store retailers	720	3 348	15 948	107	71	18	11	5	1	1	—	—	—	
45392	Art dealers	336	1 471	7 517	43	29	7	5	1	—	1	—	—	—	
453920	Art dealers	336	1 471	7 517	43	29	7	5	1	—	1	—	—	—	
45399	All other miscellaneous store retailers	293	1 474	6 546	57	40	10	4	2	1	—	—	—	—	
453998	All other misc store retailers (exc tobacco)	231	1 123	4 784	39	26	8	2	2	1	—	—	—	—	
454	Nonstore retailers														
4541	Electronic shopping & mail-order houses	216	2 033	9 271	36	19	9	7	1	—	—	—	—	—	
45411	Electronic shopping & mail-order houses	216	2 033	9 271	36	19	9	7	1	—	—	—	—	—	
454110	Electronic shopping & mail-order houses	216	2 033	9 271	36	19	9	7	1	—	—	—	—	—	
4543	Direct selling establishments	819	6 419	27 850	56	30	10	9	4	1	1	1	—	—	
45431	Fuel dealers	485	4 828	20 006	36	18	6	6	4	1	1	—	—	—	
45439	Other direct selling establishments	334	1 591	7 844	20	12	4	3	—	—	—	1	—	—	
454390	Other direct selling establishments	334	1 591	7 844	20	12	4	3	—	—	—	1	—	—	
<b>48-49</b>	<b>Transportation &amp; warehousing</b>														
481	Air transportation														
4811	Scheduled air transportation	10 839	99 485	394 277	58	17	16	5	7	4	3	1	1	4	
48111	Scheduled air transportation	10 829	99 409	394 015	54	13	16	5	7	4	3	1	1	4	
481111	Scheduled air transportation	10 829	99 409	394 015	54	13	16	5	7	4	3	1	1	4	
483	Water transportation														
4831	Deep sea, coastal & Great Lakes water trans	(C)	(D)	(D)	10	2	4	3	—	1	—	—	—	—	
48311	Deep sea, coastal & Great Lakes water trans	(C)	(D)	(D)	10	2	4	3	—	1	—	—	—	—	
484	Truck transportation														
4841	General freight trucking	784	5 422	25 050	64	34	11	6	9	3	1	—	—	—	
48411	General freight trucking, local	466	3 106	14 884	36	21	3	5	5	1	—	—	—	—	
484110	General freight trucking, local	466	3 106	14 884	36	21	3	5	5	1	—	—	—	—	
48412	General freight trucking, long-distance	318	2 316	10 166	28	13	8	1	4	2	—	—	—	—	
484121	General freight trucking, long-distance, TL	274	2 040	8 931	19	9	4	—	4	2	—	—	—	—	
4842	Specialized freight trucking	660	4 882	20 569	62	30	17	8	4	2	1	—	—	—	
48421	Used household & office goods moving	191	823	3 920	25	9	8	6	2	—	—	—	—	—	
484210	Used household & office goods moving	191	823	3 920	25	9	8	6	2	—	—	—	—	—	
48423	Specialized freight (exc used) trucking, LDist	389	3 407	13 501	12	3	3	1	2	2	1	—	—	—	
484230	Specialized freight (exc used) trucking, LDist	389	3 407	13 501	12	3	3	1	2	2	1	—	—	—	
485	Transit & ground passenger transportation														
4852	Interurban & rural bus transportation	(C)	(D)	(D)	3	1	—	1	—	—	1	—	—	—	
48521	Interurban & rural bus transportation	(C)	(D)	(D)	3	1	—	1	—	—	1	—	—	—	
4853	Taxi & limousine service	429	2 161	11 477	47	31	6	4	5	—	1	—	—	—	
48531	Taxi service	175	878	4 090	29	22	2	3	2	—	—	—	—	—	
485310	Taxi service	175	878	4 090	29	22	2	3	2	—	—	—	—	—	
48532	Limousine service	254	1 283	7 387	18	9	4	1	3	—	1	—	—	—	
485320	Limousine service	254	1 283	7 387	18	9	4	1	3	—	1	—	—	—	
4854	School & employee bus transportation	(F)	(D)	(D)	10	1	1	3	—	1	4	—	—	—	
48541	School & employee bus transportation	(F)	(D)	(D)	10	1	1	3	—	1	4	—	—	—	
4855	Charter bus industry	362	2 333	11 439	7	—	—	—	4	3	—	—	—	—	
48551	Charter bus industry	362	2 333	11 439	7	—	—	—	4	3	—	—	—	—	
485510	Charter bus industry	362	2 333	11 439	7	—	—	—	4	3	—	—	—	—	
4859	Oth transit & ground passenger transportation	(C)	(D)	(D)	9	2	1	3	3	—	—	—	—	—	
48599	Oth transit & ground passenger transportation	(C)	(D)	(D)	9	2	1	3	3	—	—	—	—	—	
485999	All other transit & ground passenger trans	100	544	3 380	5	1	—	2	2	—	—	—	—	—	
487	Scenic & sightseeing transportation														
4872	Scenic & sightseeing transportation, water	270	624	5 831	11	6	—	2	1	1	1	—	—	—	
48721	Scenic & sightseeing transportation, water	270	624	5 831	11	6	—	2	1	1	1	—	—	—	
487210	Scenic & sightseeing transportation, water	270	624	5 831	11	6	—	2	1	1	1	—	—	—	

Note: Employment-size classes are indicated as follows: A—0 to 19; B—20 to 99; C—100 to 249; E—250 to 499; F—500 to 999; G—1,000 to 2,499; H—2,500 to 4,999; I—5,000 to 9,999; J—10,000 to 24,999; K—25,000 to 49,999; L—50,000 to 99,999; M—100,000 or more.



**Table 6. Counties—Employees, Payroll, and Establishments by Industry: 1999—Con.**

[Excludes most government employees, railroad employees, and self-employed persons. Size class 1 to 4 includes establishments with payroll, but no employees, during mid-March pay period. (D) denotes figures withheld to avoid disclosing data for individual companies; the data are included in broader industry totals. Detailed industries with 100 or more employees are shown if industry was not a (D). For explanation of terms, abbreviations, and data reliability/comparability, see introductory text]

NAICS code	Industry	Number of employees for week including March 12	Payroll (\$1,000)		Total number of establishments	Number of establishments by employment-size class									
			First quarter	Annual		1 to 4	5 to 9	10 to 19	20 to 49	50 to 99	100 to 249	250 to 499	500 to 999	1,000 or more	
<b>SUFFOLK—Con.</b>															
<b>48-49 Transportation &amp; warehousing—Con.</b>															
488	Transportation support activities	2 894	23 498	101 140	173	69	41	34	20	6	1	2	—	—	
4881	Air transportation support activities	(F)	(D)	(D)	8	1	1	—	2	3	—	1	—	—	
48811	Airport operations	693	4 188	17 760	4	—	—	—	—	—	—	1	—	—	
488119	Other airport operations	693	4 188	17 760	4	—	—	—	—	3	—	1	—	—	
4883	Water transportation support activities	365	3 184	12 664	5	1	1	—	2	—	—	1	—	—	
48832	Marine cargo handling	(E)	(D)	(D)	2	—	—	—	1	—	—	1	—	—	
4884	Road transportation support activities	(C)	(D)	(D)	18	11	1	4	2	—	—	—	—	—	
48841	Motor vehicle towing	148	795	3 676	17	11	—	4	2	—	—	—	—	—	
488410	Motor vehicle towing	148	795	3 676	17	11	—	4	2	—	—	—	—	—	
4885	Freight transportation arrangement	1 588	14 777	64 951	138	53	38	29	14	3	1	—	—	—	
48851	Freight transportation arrangement	1 588	14 777	64 951	138	53	38	29	14	3	1	—	—	—	
488510	Freight transportation arrangement	1 588	14 777	64 951	138	53	38	29	14	3	1	—	—	—	
492	Couriers & messengers	1 797	12 631	55 882	52	20	12	4	8	2	3	3	—	—	
4921	Couriers	1 704	12 213	53 635	37	10	9	4	6	2	3	3	—	—	
49211	Couriers	1 704	12 213	53 635	37	10	9	4	6	2	3	3	—	—	
492110	Couriers	1 704	12 213	53 635	37	10	9	4	6	2	3	3	—	—	
493	Warehousing & storage	572	4 399	19 010	24	3	5	6	7	2	1	—	—	—	
4931	Warehousing & storage	572	4 399	19 010	24	3	5	6	7	2	1	—	—	—	
49311	General warehousing & storage	242	1 747	7 387	14	3	4	3	3	1	—	—	—	—	
493110	General warehousing & storage	242	1 747	7 387	14	3	4	3	3	1	—	—	—	—	
49319	Other warehousing & storage	244	1 973	9 248	5	—	—	1	2	1	1	—	—	—	
493190	Other warehousing & storage	244	1 973	9 248	5	—	—	1	2	1	1	—	—	—	
<b>51</b>	<b>Information</b>	<b>22 190</b>	<b>347 537</b>	<b>1 371 797</b>	<b>533</b>	<b>223</b>	<b>79</b>	<b>77</b>	<b>72</b>	<b>43</b>	<b>25</b>	<b>6</b>	<b>4</b>	<b>4</b>	
511	Publishing industries	8 619	127 567	520 139	196	70	37	37	30	9	8	2	2	1	
5111	Newspaper, periodical, book, database publishers	7 059	100 303	406 825	127	44	24	25	19	6	5	1	2	1	
51111	Newspaper publishers	4 703	70 210	279 668	36	11	4	10	4	3	1	1	1	1	
511110	Newspaper publishers	4 703	70 210	279 668	36	11	4	10	4	3	1	1	1	1	
51112	Periodical publishers	1 224	17 992	72 720	52	16	11	8	12	2	3	—	—	—	
511120	Periodical publishers	1 224	17 992	72 720	52	16	11	8	12	2	3	—	—	—	
51113	Book publishers	998	10 551	45 199	20	6	5	4	2	1	1	—	1	—	
511130	Book publishers	998	10 551	45 199	20	6	5	4	2	1	1	—	1	—	
5112	Software publishers	1 560	27 264	113 314	69	26	13	12	11	3	3	1	—	—	
51121	Software publishers	1 560	27 264	113 314	69	26	13	12	11	3	3	1	—	—	
511210	Software publishers	1 560	27 264	113 314	69	26	13	12	11	3	3	1	—	—	
512	Motion picture & sound recording industries	849	5 982	27 283	77	40	13	14	6	3	1	—	—	—	
5121	Motion picture & video industries	730	5 144	22 863	58	26	12	11	6	2	1	—	—	—	
51211	Motion picture & video production	191	2 170	10 508	34	20	6	7	1	—	—	—	—	—	
512110	Motion picture & video production	191	2 170	10 508	34	20	6	7	1	—	—	—	—	—	
51213	Motion picture & video exhibition	266	839	3 428	8	1	1	1	3	2	—	—	—	—	
512131	Motion picture theaters (except drive-ins)	266	839	3 428	8	1	1	1	3	2	—	—	—	—	
51219	Postprod & other movie & video industries	226	1 531	6 192	12	4	3	3	1	—	1	—	—	—	
5122	Sound recording industries	119	838	4 420	19	14	1	3	—	1	—	—	—	—	
513	Broadcasting & telecommunications	9 347	152 681	594 947	165	65	22	17	23	21	9	4	1	3	
5131	Radio & television broadcasting	2 540	36 723	160 341	27	3	2	3	7	6	4	1	—	1	
51311	Radio broadcasting	751	10 242	42 656	15	2	1	1	4	5	2	—	—	—	
513112	Radio stations	751	10 242	42 656	15	2	1	1	4	5	2	—	—	—	
51312	Television broadcasting	1 789	26 481	117 685	12	1	1	2	3	1	2	1	—	1	
513120	Television broadcasting	1 789	26 481	117 685	12	1	1	2	3	1	2	1	—	1	
5132	Cable networks & program distribution	(F)	(D)	(D)	9	6	1	—	—	1	—	—	1	—	
51321	Cable networks	(C)	(D)	(D)	4	3	—	—	—	1	—	—	—	—	
51322	Cable & other program distribution	(F)	(D)	(D)	5	3	1	—	—	—	—	—	1	—	
5133	Telecommunications	(I)	(D)	(D)	129	56	19	14	16	14	5	3	—	2	
51331	Wired telecommunications carriers	4 424	75 131	292 955	89	41	12	7	8	12	5	3	—	1	
513310	Wired telecommunications carriers	4 424	75 131	292 955	89	41	12	7	8	12	5	3	—	1	
51332	Wireless telecom carriers (exc satellite)	1 553	32 366	102 249	29	11	6	3	8	—	—	—	—	1	
514	Information & data processing services	3 375	61 307	229 428	95	48	7	9	13	10	7	—	1	—	
5141	Information services	1 349	19 396	100 126	59	31	5	9	7	7	2	—	—	—	
51411	News syndicates	117	1 333	5 896	5	1	—	1	3	—	—	—	—	—	
514110	News syndicates	117	1 333	5 896	5	1	—	1	3	—	—	—	—	—	
51412	Libraries & archives	158	1 242	5 309	5	2	—	—	1	2	—	—	—	—	
514120	Libraries & archives	158	1 242	5 309	5	2	—	—	1	2	—	—	—	—	
51419	Other information services	1 074	16 821	88 921	49	28	5	4	5	5	2	—	—	—	
5142	Data processing services	2 026	41 911	129 302	36	17	2	4	4	3	5	—	1	—	
51421	Data processing services	2 026	41 911	129 302	36	17	2	4	4	3	5	—	1	—	
514210	Data processing services	2 026	41 911	129 302	36	17	2	4	4	3	5	—	1	—	
<b>52</b>	<b>Finance &amp; insurance</b>	<b>84 272</b>	<b>2 569 261</b>	<b>8 176 571</b>	<b>1 718</b>	<b>786</b>	<b>350</b>	<b>246</b>	<b>136</b>	<b>70</b>	<b>71</b>	<b>30</b>	<b>11</b>	<b>18</b>	
521	Monetary authorities - central bank	(G)	(D)	(D)	1	—	—	—	—	—	—	—	—	1	
5211	Monetary authorities - central bank	(G)	(D)	(D)	1	—	—	—	—	—	—	—	—	1	
52111	Monetary authorities - central bank	(G)	(D)	(D)	1	—	—	—	—	—	—	—	—	1	
522	Credit intermediation & related activities	16 700	370 432	1 168 463	420	115	137	93	34	13	11	11	3	3	
5221	Depository credit intermediation	13 767	274 814	908 966	278	46	100	75	27	9	7	9	2	3	
52211	Commercial banking	11 524	244 335	808 200	202	30	81	54	10	8	6	9	2	2	
522110	Commercial banking	11 524	244 335	808 200	202	30	81	54	10	8	6	9	2	2	
52212	Savings institutions	659	6 372	25 809	35	3	6	13	13	—	—	—	—	—	
522120	Savings institutions	659	6 372	25 809	35	3	6	13	13	—	—	—	—	—	
52213	Credit unions	(F)	(D)	(D)	40	13	13	8	4	1	1	—	—	—	
52219	Other depository credit intermediation	(G)	(D)	(D)	1	—	—	—	—	—	—	—	—	1	
5222	Nondepository credit intermediation	2 026	74 720	194 175	91	38	24	14	5	4	4	2	—	—	
52222	Sales financing	901	53 417	111 806	35	11	9	7	3	3	1	1	—	—	
522220	Sales financing	901	53 417	111 806	35	11	9	7	3	3	1	1	—	—	
52229	Other nondepository credit intermediation	(G)	(D)	(D)	54	27	14	6	2	1	3	1	—	—	

Note: Employment-size classes are indicated as follows: A—0 to 19; B—20 to 99; C—100 to 249; E—250 to 499; F—500 to 999; G—1,000 to 2,499; H—2,500 to 4,999; I—5,000 to 9,999; J—10,000 to 24,999; K—25,000 to 49,999; L—50,000 to 99,999; M—100,000 or more.

**Table 6. Counties—Employees, Payroll, and Establishments by Industry: 1999—Con.**

[Excludes most government employees, railroad employees, and self-employed persons. Size class 1 to 4 includes establishments with payroll, but no employees, during mid-March pay period. (D) denotes figures withheld to avoid disclosing data for individual companies; the data are included in broader industry totals. Detailed industries with 100 or more employees are shown if industry was not a (D). For explanation of terms, abbreviations, and data reliability/comparability, see introductory text]

NAICS code	Industry	Number of employees for week including March 12	Payroll (\$1,000)		Total number of establishments	Number of establishments by employment-size class									
			First quarter	Annual		1 to 4	5 to 9	10 to 19	20 to 49	50 to 99	100 to 249	250 to 499	500 to 999	1,000 or more	
<b>SUFFOLK—Con.</b>															
<b>52 Finance &amp; insurance—Con.</b>															
522	Credit intermediation & related activities—Con.														
5223	Activities related to credit intermediation	907	20 898	65 322	51	31	13	4	2	—	—	—	—	1	
52231	Mortgage & nonmortgage brokers	(C)	(D)	(D)	21	14	3	2	—	—	—	—	—	—	
52232	Financial clearinghouse & reserve activities	(F)	(D)	(D)	7	4	1	—	—	—	—	—	—	1	
52239	Other credit intermediation activities	(C)	(D)	(D)	23	13	9	1	—	—	—	—	—	—	
523	Security, commodity contracts & like activity	44 493	1 802 611	5 603 027	749	370	123	95	62	35	39	9	6	10	
5231	Secrty & comdty contracts intermed & brokerage	(J)	(D)	(D)	263	128	41	34	20	14	18	2	2	4	
52311	Investment banking & securities dealing	3 880	205 470	643 792	59	32	7	9	4	3	2	1	—	1	
523110	Investment banking & securities dealing	3 880	205 470	643 792	59	32	7	9	4	3	2	1	—	1	
52312	Securities brokerage	16 555	587 739	1 850 643	199	96	32	22	16	11	16	1	2	3	
523120	Securities brokerage	16 555	587 739	1 850 643	199	96	32	22	16	11	16	1	2	3	
5239	Other financial investment activities	23 932	1 004 076	3 091 424	485	242	82	61	42	20	21	7	4	6	
52391	Miscellaneous intermediation	551	16 673	57 360	54	32	13	5	1	1	2	—	—	—	
523910	Miscellaneous intermediation	551	16 673	57 360	54	32	13	5	1	1	2	—	—	—	
52392	Portfolio management	11 264	765 082	2 190 819	270	117	47	40	32	11	12	6	3	2	
523920	Portfolio management	11 264	765 082	2 190 819	270	117	47	40	32	11	12	6	3	2	
52393	Investment advice	2 043	59 729	255 564	115	65	21	13	5	6	4	1	—	—	
523930	Investment advice	2 043	59 729	255 564	115	65	21	13	5	6	4	1	—	—	
52399	All other financial investment activities	10 074	162 529	587 681	46	28	1	3	4	2	3	—	1	4	
524	Insurance carriers & related activities	21 157	372 654	1 288 462	524	289	89	53	38	20	20	9	2	4	
5241	Insurance carriers	16 817	307 885	1 035 346	134	31	22	25	19	11	12	8	2	4	
52411	Direct life, health, medical insurance carriers	11 435	211 183	691 125	71	18	11	14	8	4	7	5	2	2	
524113	Direct life insurance carriers	9 590	188 048	606 450	64	18	9	14	8	4	5	3	1	2	
524114	Direct health & medical insurance carriers	1 845	23 135	84 675	7	—	2	—	—	—	2	2	1	—	
52412	Other direct insurance carriers	5 349	96 163	342 252	57	10	10	9	11	7	5	3	—	2	
524126	Direct property & casualty insurance carriers	5 204	92 364	331 626	51	10	8	8	8	7	5	3	—	2	
524127	Direct title insurance carriers	145	3 799	10 626	6	—	2	—	3	—	—	—	—	—	
5242	Agencies & other insurance related activities	4 340	64 769	253 116	390	258	67	28	19	9	8	1	—	—	
52421	Insurance agencies & brokerages	3 395	53 533	201 396	342	235	59	22	13	7	5	1	—	—	
524210	Insurance agencies & brokerages	3 395	53 533	201 396	342	235	59	22	13	7	5	1	—	—	
52429	Other insurance related activities	945	11 236	51 720	48	23	8	6	6	2	3	—	—	—	
524291	Claims adjusting	328	3 916	18 582	17	8	4	1	2	—	—	—	—	—	
524292	Insurance & pension funds, third party admin	407	4 497	21 653	21	13	3	2	1	1	1	—	—	—	
524298	All other insurance related activities	210	2 823	11 485	10	2	1	4	2	1	—	—	—	—	
525	Funds, trusts, & other financial vehicles (part)	(F)	(D)	(D)	24	12	1	5	2	2	1	1	—	—	
5259	Other investment pools & funds	(F)	(D)	(D)	24	12	1	5	2	2	1	1	—	—	
52593	Real estate investment trusts	730	9 654	55 183	14	5	—	3	2	2	1	1	—	—	
525930	Real estate investment trusts	730	9 654	55 183	14	5	—	3	2	2	1	1	—	—	
<b>53 Real estate &amp; rental &amp; leasing</b>															
531	Real estate	10 748	118 171	470 607	724	429	124	67	57	22	20	4	1	—	
5311	Lessors of real estate	2 903	32 144	122 798	256	163	44	27	13	3	5	—	1	—	
53111	Lessors of residential buildings & dwellings	1 104	12 335	43 307	132	82	28	13	6	1	2	—	—	—	
531110	Lessors of residential buildings & dwellings	1 104	12 335	43 307	132	82	28	13	6	1	2	—	—	—	
53112	Lessors of nonres bldg (exc miniwarehouses)	1 779	19 625	78 536	114	71	16	14	7	2	3	—	1	—	
531120	Lessors of nonres bldg (exc miniwarehouses)	1 779	19 625	78 536	114	71	16	14	7	2	3	—	1	—	
5312	Offices of real estate agents & brokers	1 406	21 872	103 024	176	131	26	3	8	6	2	—	—	—	
53121	Offices of real estate agents & brokers	1 406	21 872	103 024	176	131	26	3	8	6	2	—	—	—	
531210	Offices of real estate agents & brokers	1 406	21 872	103 024	176	131	26	3	8	6	2	—	—	—	
5313	Activities related to real estate	6 439	64 155	244 785	292	135	54	37	36	13	13	4	—	—	
53131	Real estate property managers	5 535	48 444	195 782	204	84	37	28	28	12	11	4	—	—	
531311	Residential property managers	4 073	27 038	120 509	144	63	28	15	18	8	8	4	—	—	
531312	Nonresidential property managers	1 462	21 406	75 273	60	21	9	13	10	4	3	—	—	—	
53132	Offices of real estate appraisers	141	1 408	7 504	30	19	6	3	2	—	—	—	—	—	
531320	Offices of real estate appraisers	141	1 408	7 504	30	19	6	3	2	—	—	—	—	—	
53139	Other activities related to real estate	763	14 303	41 499	58	32	11	6	6	1	2	—	—	—	
531390	Other activities related to real estate	763	14 303	41 499	58	32	11	6	6	1	2	—	—	—	
532	Rental & leasing services	(H)	(D)	(D)	145	55	27	30	18	7	7	1	—	—	
5321	Automotive equipment rental & leasing	1 207	7 241	33 695	33	16	5	2	2	3	4	1	—	—	
53211	Passenger car rental & leasing	1 148	6 721	31 438	25	11	4	1	1	3	4	1	—	—	
5322	Consumer goods rental	669	2 939	13 000	63	25	7	21	9	1	—	—	—	—	
53223	Video tape & disc rental	415	1 241	4 871	39	15	2	16	6	—	—	—	—	—	
532230	Video tape & disc rental	415	1 241	4 871	39	15	2	16	6	—	—	—	—	—	
53229	Other consumer goods rental	144	1 075	5 484	11	5	1	3	1	1	—	—	—	—	
532299	All other consumer goods rental	114	916	4 837	7	3	1	1	1	1	—	—	—	—	
5324	Commercial, industrial equip rental & leasing	925	15 812	46 268	34	11	6	4	7	3	3	—	—	—	
53241	Const, trans, mining equip rental & leasing	313	2 570	12 120	14	7	2	1	3	—	1	—	—	—	
53242	Office machinery & equipment rental & leasing	174	1 414	6 550	8	2	2	1	1	2	—	—	—	—	
532420	Office machinery & equipment rental & leasing	174	1 414	6 550	8	2	2	1	1	2	—	—	—	—	
53249	Oth commercial, industrial equip rental, lease	438	11 828	27 598	12	2	2	2	3	1	2	—	—	—	
532490	Oth commercial, industrial equip rental, lease	438	11 828	27 598	12	2	2	2	3	1	2	—	—	—	

Note: Employment-size classes are indicated as follows: A—0 to 19; B—20 to 99; C—100 to 249; E—250 to 499; F—500 to 999; G—1,000 to 2,499; H—2,500 to 4,999; I—5,000 to 9,999; J—10,000 to 24,999; K—25,000 to 49,999; L—50,000 to 99,999; M—100,000 or more.

**Table 6. Counties—Employees, Payroll, and Establishments by Industry: 1999—Con.**

[Excludes most government employees, railroad employees, and self-employed persons. Size class 1 to 4 includes establishments with payroll, but no employees, during mid-March pay period. (D) denotes figures withheld to avoid disclosing data for individual companies; the data are included in broader industry totals. Detailed industries with 100 or more employees are shown if industry was not a (D). For explanation of terms, abbreviations, and data reliability/comparability, see introductory text]

NAICS code	Industry	Number of employees for week including March 12	Payroll (\$1,000)		Total number of establishments	Number of establishments by employment-size class									
			First quarter	Annual		1 to 4	5 to 9	10 to 19	20 to 49	50 to 99	100 to 249	250 to 499	500 to 999	1,000 or more	
<b>SUFFOLK—Con.</b>															
<b>54</b>	<b>Professional, scientific &amp; technical services.....</b>	<b>57 456</b>	<b>852 042</b>	<b>3 908 565</b>	<b>3 392</b>	<b>2 047</b>	<b>519</b>	<b>344</b>	<b>284</b>	<b>104</b>	<b>56</b>	<b>24</b>	<b>10</b>	<b>4</b>	
541	Professional, scientific & technical services.....	57 456	852 042	3 908 565	3 392	2 047	519	344	284	104	56	24	10	4	
5411	Legal services.....	16 751	247 178	1 209 556	1 325	901	173	112	84	27	15	8	5	—	
54111	Offices of lawyers.....	16 663	246 382	1 206 214	1 314	893	173	112	81	27	15	8	5	—	
541110	Offices of lawyers.....	16 663	246 382	1 206 214	1 314	893	173	112	81	27	15	8	5	—	
5412	Accounting, tax prep, bookkeep, payroll services.....	7 126	89 336	383 754	203	112	28	27	19	5	3	5	3	1	
54121	Accounting, tax prep, bookkeep, payroll services.....	7 126	89 336	383 754	203	112	28	27	19	5	3	5	3	1	
541211	Offices of certified public accountants.....	5 123	73 503	317 872	136	68	24	19	15	4	1	1	3	1	
541213	Tax preparation services.....	373	695	1 760	14	11	1	—	1	—	—	1	—	—	
541214	Payroll services.....	1 263	11 360	51 356	9	1	1	1	1	1	1	3	—	—	
541219	Other accounting services.....	367	3 778	12 766	44	32	2	7	2	—	1	—	—	—	
5413	Architectural, engineering & related services...	12 299	144 237	632 293	412	171	77	70	55	22	13	2	—	2	
54131	Architectural services.....	3 134	35 312	171 396	198	81	46	26	29	12	4	—	—	—	
541310	Architectural services.....	3 134	35 312	171 396	198	81	46	26	29	12	4	—	—	—	
54133	Engineering services.....	8 821	105 838	447 806	173	69	24	35	23	9	9	2	—	2	
541330	Engineering services.....	8 821	105 838	447 806	173	69	24	35	23	9	9	2	—	2	
54137	Surveying, mapping (exc geophysical) services.....	174	1 580	6 133	8	2	—	2	3	1	—	—	—	—	
541370	Surveying, mapping (exc geophysical) services.....	174	1 580	6 133	8	2	—	2	3	1	—	—	—	—	
5414	Specialized design services.....	763	9 266	41 528	147	96	35	10	5	—	1	—	—	—	
54141	Interior design services.....	200	2 826	11 736	48	33	9	5	1	—	—	—	—	—	
541410	Interior design services.....	200	2 826	11 736	48	33	9	5	1	—	—	—	—	—	
54143	Graphic design services.....	537	6 288	29 157	89	54	25	5	4	—	1	—	—	—	
541430	Graphic design services.....	537	6 288	29 157	89	54	25	5	4	—	1	—	—	—	
5415	Computer systems design & related services...	3 522	56 322	276 663	354	233	45	33	25	15	2	1	—	—	
54151	Computer systems design & related services...	3 522	56 322	276 663	354	233	45	33	25	15	2	1	—	—	
541511	Custom computer programming services...	1 624	25 267	125 908	164	102	21	20	10	10	1	—	—	—	
541512	Computer systems design services.....	1 511	24 501	113 642	132	92	12	12	11	3	1	1	—	—	
541513	Computer facilities management services...	197	3 494	17 208	9	4	2	1	—	2	—	—	—	—	
541519	Other computer related services.....	190	3 060	19 905	49	35	10	—	4	—	—	—	—	—	
5416	Management, sci & tech consulting services....	7 981	179 563	850 063	489	292	75	42	46	15	13	5	1	—	
54161	Management consulting services.....	7 246	167 409	798 048	425	258	61	35	40	14	11	5	1	—	
541611	Admin & gen management consulting services.....	4 738	122 247	602 938	233	151	26	17	18	8	9	3	1	—	
541612	Human res & exec search consulting services.....	1 039	21 242	84 015	91	47	17	9	13	5	—	—	—	—	
541613	Marketing consulting services.....	1 220	19 692	93 572	77	50	12	6	5	—	2	—	—	—	
541614	Process, phys dist & log consulting services.....	149	2 421	11 168	16	7	5	—	4	—	—	—	—	—	
541618	Other management consulting services.....	100	1 807	6 355	8	3	1	3	—	1	—	—	—	—	
54162	Environmental consulting services.....	283	2 571	13 336	18	10	3	—	4	—	1	—	—	—	
541620	Environmental consulting services.....	283	2 571	13 336	18	10	3	—	4	—	1	—	—	—	
54169	Oth scientific & technical consulting services...	452	9 583	38 679	46	24	11	7	2	1	1	—	—	—	
541690	Oth scientific & technical consulting services.....	452	9 583	38 679	46	24	11	7	2	1	1	—	—	—	
5417	Scientific R&D services.....	1 859	23 347	96 517	95	36	21	13	15	6	4	—	—	—	
54171	R&D in physical, engineering & life sciences..	1 476	19 686	81 964	70	29	12	8	13	5	3	—	—	—	
541710	R&D in physical, engineering & life sciences.....	1 476	19 686	81 964	70	29	12	8	13	5	3	—	—	—	
54172	R&D in social sciences & humanities.....	383	3 661	14 553	25	7	9	5	2	1	1	—	—	—	
541720	R&D in social sciences & humanities.....	383	3 661	14 553	25	7	9	5	2	1	1	—	—	—	
5418	Advertising & related services.....	5 292	85 491	339 812	224	113	44	26	26	9	3	1	1	1	
54181	Advertising agencies.....	2 787	31 754	140 123	81	38	12	9	16	3	1	1	—	1	
541810	Advertising agencies.....	2 787	31 754	140 123	81	38	12	9	16	3	1	1	—	1	
54182	Public relations agencies.....	888	13 452	54 994	73	36	18	7	7	4	1	—	—	—	
541820	Public relations agencies.....	888	13 452	54 994	73	36	18	7	7	4	1	—	—	—	
54184	Media representatives.....	123	1 560	6 330	20	11	5	3	1	—	—	—	—	—	
541840	Media representatives.....	123	1 560	6 330	20	11	5	3	1	—	—	—	—	—	
54186	Direct mail advertising.....	1 301	36 425	129 844	16	3	6	3	—	2	1	—	1	—	
541860	Direct mail advertising.....	1 301	36 425	129 844	16	3	6	3	—	2	1	—	1	—	
54189	Other services related to advertising.....	160	2 001	7 129	25	18	2	3	2	—	—	—	—	—	
541890	Other services related to advertising.....	160	2 001	7 129	25	18	2	3	2	—	—	—	—	—	
5419	Oth professional, scientific, technical services ..	1 863	17 302	78 379	143	93	21	11	9	5	2	2	—	—	
54191	Marketing research & public opinion polling ..	902	8 806	40 923	23	6	2	4	6	3	1	1	—	—	
541910	Marketing research & public opinion polling.....	902	8 806	40 923	23	6	2	4	6	3	1	1	—	—	
54192	Photographic services.....	204	2 047	9 005	61	53	5	4	—	1	—	—	—	—	
541922	Commercial photography.....	152	1 728	7 231	34	28	4	1	—	1	—	—	—	—	
54193	Translation & interpretation services.....	125	1 282	5 597	7	3	2	—	1	1	—	—	—	—	
541930	Translation & interpretation services.....	125	1 282	5 597	7	3	2	—	1	1	—	—	—	—	
54194	Veterinary services.....	463	3 611	15 213	13	1	7	3	—	—	1	1	—	—	
541940	Veterinary services.....	463	3 611	15 213	13	1	7	3	—	—	1	1	—	—	
54199	All oth prof, scientific & technical services....	169	1 556	7 641	39	30	5	2	2	—	—	—	—	—	
541990	All oth prof, scientific & technical services....	169	1 556	7 641	39	30	5	2	2	—	—	—	—	—	
<b>55</b>	<b>Management of companies &amp; enterprises ..</b>	<b>15 073</b>	<b>342 736</b>	<b>1 427 615</b>	<b>192</b>	<b>55</b>	<b>24</b>	<b>33</b>	<b>28</b>	<b>25</b>	<b>20</b>	<b>2</b>	<b>1</b>	<b>4</b>	
551	Management of companies & enterprises.....	15 073	342 736	1 427 615	192	55	24	33	28	25	20	2	1	4	
5511	Management of companies & enterprises.....	15 073	342 736	1 427 615	192	55	24	33	28	25	20	2	1	4	
55111	Management of companies & enterprises.....	15 073	342 736	1 427 615	192	55	24	33	28	25	20	2	1	4	
551114	Corp, subsidiary & regional managing offices.....	9 447	159 629	686 078	143	31	16	29	26	17	19	2	1	2	
<b>56</b>	<b>Admin, support, waste mgt, remediation services.....</b>	<b>38 883</b>	<b>238 080</b>	<b>1 016 668</b>	<b>1 110</b>	<b>567</b>	<b>166</b>	<b>122</b>	<b>102</b>	<b>64</b>	<b>56</b>	<b>22</b>	<b>8</b>	<b>3</b>	

Note: Employment-size classes are indicated as follows: A—0 to 19; B—20 to 99; C—100 to 249; E—250 to 499; F—500 to 999; G—1,000 to 2,499; H—2,500 to 4,999; I—5,000 to 9,999; J—10,000 to 24,999; K—25,000 to 49,999; L—50,000 to 99,999; M—100,000 or more.

**Table 6. Counties—Employees, Payroll, and Establishments by Industry: 1999—Con.**

[Excludes most government employees, railroad employees, and self-employed persons. Size class 1 to 4 includes establishments with payroll, but no employees, during mid-March pay period. (D) denotes figures withheld to avoid disclosing data for individual companies; the data are included in broader industry totals. Detailed industries with 100 or more employees are shown if industry was not a (D). For explanation of terms, abbreviations, and data reliability/comparability, see introductory text]

NAICS code	Industry	Number of employees for week including March 12	Payroll (\$1,000)		Total number of establishments	Number of establishments by employment-size class									
			First quarter	Annual		1 to 4	5 to 9	10 to 19	20 to 49	50 to 99	100 to 249	250 to 499	500 to 999	1,000 or more	
<b>SUFFOLK—Con.</b>															
<b>56</b>	<b>Admin, support, waste mgmt, remediation services—Con.</b>														
561	Administrative & support services .....	37 896	228 639	984 017	1 082	555	162	117	100	61	56	20	8	3	
5611	Office administrative services .....	2 152	39 525	139 936	110	58	17	8	16	5	5	1	—	—	
56111	Office administrative services .....	2 152	39 525	139 936	110	58	17	8	16	5	5	1	—	—	
561110	Office administrative services .....	2 152	39 525	139 936	110	58	17	8	16	5	5	1	—	—	
5612	Facilities support services .....	280	3 004	15 818	16	8	2	2	3	—	1	—	—	—	
56121	Facilities support services .....	280	3 004	15 818	16	8	2	2	3	—	1	—	—	—	
561210	Facilities support services .....	280	3 004	15 818	16	8	2	2	3	—	1	—	—	—	
5613	Employment services .....	16 712	86 879	389 929	209	67	25	21	24	23	33	9	5	2	
56131	Employment placement agencies .....	3 726	16 956	77 906	58	27	8	10	7	1	1	1	2	1	
561310	Employment placement agencies .....	3 726	16 956	77 906	58	27	8	10	7	1	1	1	2	1	
56132	Temporary help services .....	12 559	66 155	296 253	139	35	14	11	16	21	30	8	3	1	
561320	Temporary help services .....	12 559	66 155	296 253	139	35	14	11	16	21	30	8	3	1	
56133	Employee leasing services .....	427	3 768	15 770	12	5	3	—	1	1	2	—	—	—	
561330	Employee leasing services .....	427	3 768	15 770	12	5	3	—	1	1	2	—	—	—	
5614	Business support services .....	2 288	14 914	64 719	126	68	19	13	14	7	4	1	—	—	
56142	Telephone call centers .....	729	4 844	19 363	25	12	3	2	5	2	—	—	—	—	
561421	Telephone answering services .....	561	3 415	14 466	18	11	1	1	3	1	—	1	—	—	
561422	Telemarketing bureaus .....	168	1 429	4 897	7	1	2	1	2	1	—	—	—	—	
56143	Business service centers .....	1 089	6 419	28 671	51	24	10	4	6	4	3	—	—	—	
561431	Private mail centers .....	154	735	3 248	12	6	4	1	—	—	1	—	—	—	
561439	Oth business service centers (incl copy shops) .....	935	5 684	25 423	39	18	6	3	6	4	2	—	—	—	
56144	Collection agencies .....	135	1 292	5 568	9	2	2	3	2	—	—	—	—	—	
561440	Collection agencies .....	135	1 292	5 568	9	2	2	3	2	—	—	—	—	—	
56149	Other business support services .....	320	2 211	9 530	28	17	4	4	1	1	1	—	—	—	
561499	All other business support services .....	226	1 335	5 897	7	2	1	2	—	1	1	—	—	—	
5615	Travel arrangement & reservation services .....	2 401	21 861	87 646	203	126	35	25	7	5	3	2	—	—	
56151	Travel agencies .....	1 306	10 345	39 764	159	110	25	17	3	1	2	1	—	—	
561510	Travel agencies .....	1 306	10 345	39 764	159	110	25	17	3	1	2	1	—	—	
56152	Tour operators .....	852	9 106	37 208	24	6	5	5	4	2	1	1	—	—	
561520	Tour operators .....	852	9 106	37 208	24	6	5	5	4	2	1	1	—	—	
56159	Oth travel arrangement & reservation services .....	243	2 410	10 674	20	10	5	3	—	2	—	—	—	—	
5616	Investigation & security services .....	4 005	15 933	69 899	93	39	14	10	10	10	5	5	—	—	
56161	Investigation, guard & armored car services ..	3 372	11 720	51 942	68	27	12	7	7	7	3	5	—	—	
561612	Security guards & patrol services .....	3 147	10 195	45 748	43	12	7	5	5	6	3	5	—	—	
56162	Security systems services .....	633	4 213	17 957	25	12	2	3	3	3	2	—	—	—	
561621	Security systems services (except locksmiths) .....	592	3 913	16 477	15	4	1	2	3	3	2	—	—	—	
5617	Services to buildings & dwellings .....	9 183	35 406	166 409	220	124	30	29	18	9	4	2	3	1	
56172	Janitorial services .....	8 797	33 489	152 871	149	76	17	24	14	8	4	2	3	1	
561720	Janitorial services .....	8 797	33 489	152 871	149	76	17	24	14	8	4	2	3	1	
56173	Landscaping services .....	205	1 161	9 973	35	25	5	1	3	1	—	—	—	—	
561730	Landscaping services .....	205	1 161	9 973	35	25	5	1	3	1	—	—	—	—	
5619	Other support services .....	875	11 117	49 661	105	65	20	9	8	2	1	—	—	—	
56192	Convention & trade show organizers .....	229	4 200	21 078	27	12	10	3	1	1	—	—	—	—	
561920	Convention & trade show organizers .....	229	4 200	21 078	27	12	10	3	1	1	—	—	—	—	
56199	All other support services .....	627	6 791	27 991	73	49	10	5	7	1	1	—	—	—	
561990	All other support services .....	627	6 791	27 991	73	49	10	5	7	1	1	—	—	—	
562	Waste management & remediation services .....	987	9 441	32 651	28	12	4	5	2	3	—	—	—	—	
5621	Waste collection .....	709	6 628	18 444	14	7	—	4	1	—	—	2	—	—	
56211	Waste collection .....	709	6 628	18 444	14	7	—	4	1	—	—	2	—	—	
5629	Remediation & oth waste management services .....	193	2 137	10 058	9	4	2	—	1	2	—	—	—	—	
<b>61</b>	<b>Educational services .....</b>	<b>41 439</b>	<b>244 248</b>	<b>1 011 880</b>	<b>285</b>	<b>94</b>	<b>65</b>	<b>35</b>	<b>44</b>	<b>21</b>	<b>9</b>	<b>6</b>	<b>3</b>	<b>8</b>	
611	Educational services .....	41 439	244 248	1 011 880	285	94	65	35	44	21	9	6	3	8	
6111	Elementary & secondary schools .....	1 803	11 794	48 971	50	9	5	9	18	6	2	1	—	—	
61111	Elementary & secondary schools .....	1 803	11 794	48 971	50	9	5	9	18	6	2	1	—	—	
611110	Elementary & secondary schools .....	1 803	11 794	48 971	50	9	5	9	18	6	2	1	—	—	
6112	Junior colleges .....	609	3 755	14 864	7	—	—	2	—	3	1	1	—	—	
61121	Junior colleges .....	609	3 755	14 864	7	—	—	2	—	3	1	1	—	—	
611210	Junior colleges .....	609	3 755	14 864	7	—	—	2	—	3	1	1	—	—	
6113	Colleges, universities & professional schools ...	36 384	212 918	878 382	24	1	—	—	3	1	4	4	3	8	
61131	Colleges, universities & professional schools ...	36 384	212 918	878 382	24	1	—	—	3	1	4	4	3	8	
611310	Colleges, universities & professional schools .....	36 384	212 918	878 382	24	1	—	—	3	1	4	4	3	8	
6114	Business schools & computer & mgt training ...	439	3 937	16 656	38	15	10	8	3	1	1	—	—	—	
61141	Business & secretarial schools .....	149	931	3 676	4	—	2	—	1	—	—	—	—	—	
611410	Business & secretarial schools .....	149	931	3 676	4	—	2	—	1	—	—	—	—	—	
61143	Professional, management development training .....	226	2 447	10 438	22	9	5	5	2	1	—	—	—	—	
611430	Professional, management development training .....	226	2 447	10 438	22	9	5	5	2	1	—	—	—	—	
6115	Technical & trade schools .....	462	1 927	8 055	26	9	5	3	7	2	—	—	—	—	
61151	Technical & trade schools .....	462	1 927	8 055	26	9	5	3	7	2	—	—	—	—	
611513	Apprenticeship training .....	153	437	1 861	7	1	2	2	1	1	—	—	—	—	
611519	Other technical & trade schools .....	196	867	3 676	10	5	1	—	3	1	—	—	—	—	
6116	Other schools & instruction .....	1 499	7 693	34 565	117	51	37	10	11	7	1	—	—	—	
61161	Fine arts schools .....	215	669	2 952	26	13	11	—	1	1	—	—	—	—	
611610	Fine arts schools .....	215	669	2 952	26	13	11	—	1	1	—	—	—	—	
61163	Language schools .....	288	1 334	5 538	16	5	3	2	4	2	—	—	—	—	
611630	Language schools .....	288	1 334	5 538	16	5	3	2	4	2	—	—	—	—	
61169	All other schools & instruction .....	947	5 485	25 051	59	21	20	7	6	4	1	—	—	—	
611691	Exam preparation & tutoring .....	123	614	3 350	13	4	7	—	1	1	—	—	—	—	
611699	All other miscellaneous schools & instruction .....	785	4 771	21 241	36	11	10	6	5	3	1	—	—	—	

Note: Employment-size classes are indicated as follows: A—0 to 19; B—20 to 99; C—100 to 249; E—250 to 499; F—500 to 999; G—1,000 to 2,499; H—2,500 to 4,999; I—5,000 to 9,999; J—10,000 to 24,999; K—25,000 to 49,999; L—50,000 to 99,999; M—100,000 or more.

**Table 6. Counties—Employees, Payroll, and Establishments by Industry: 1999—Con.**

[Excludes most government employees, railroad employees, and self-employed persons. Size class 1 to 4 includes establishments with payroll, but no employees, during mid-March pay period. (D) denotes figures withheld to avoid disclosing data for individual companies; the data are included in broader industry totals. Detailed industries with 100 or more employees are shown if industry was not a (D). For explanation of terms, abbreviations, and data reliability/comparability, see introductory text]

NAICS code	Industry	Number of employees for week including March 12	Payroll (\$1,000)		Total number of establishments	Number of establishments by employment-size class									
			First quarter	Annual		1 to 4	5 to 9	10 to 19	20 to 49	50 to 99	100 to 249	250 to 499	500 to 999	1,000 or more	
<b>SUFFOLK—Con.</b>															
<b>61</b>	<b>Educational services—Con.</b>														
611	Educational services—Con.														
6117	Educational support services	243	2 224	10 387	23	9	8	3	2	1	—	—	—	—	
61171	Educational support services	243	2 224	10 387	23	9	8	3	2	1	—	—	—	—	
611710	Educational support services	243	2 224	10 387	23	9	8	3	2	1	—	—	—	—	
<b>62</b>	<b>Health care and social assistance</b>														
621	Ambulatory health care services	25 010	287 189	1 166 545	998	550	191	96	76	34	28	16	5	2	
6211	Offices of physicians	3 940	87 559	371 270	355	226	63	33	21	6	4	1	1	—	
62111	Offices of physicians	3 940	87 559	371 270	355	226	63	33	21	6	4	1	1	—	
621111	Offices of physicians (exc mental health)	3 863	86 533	367 214	333	208	61	32	20	6	4	1	1	—	
6212	Offices of dentists	1 327	9 978	48 677	244	141	67	29	7	—	—	—	—	—	
62121	Offices of dentists	1 327	9 978	48 677	244	141	67	29	7	—	—	—	—	—	
621210	Offices of dentists	1 327	9 978	48 677	244	141	67	29	7	—	—	—	—	—	
6213	Offices of other health practitioners	2 852	20 674	89 095	188	125	41	12	6	1	—	1	1	1	
62131	Offices of chiropractors	186	1 575	6 951	52	37	12	2	1	—	—	—	—	—	
621310	Offices of chiropractors	186	1 575	6 951	52	37	12	2	1	—	—	—	—	—	
62132	Offices of optometrists	(C)	(D)	(D)	31	25	5	—	1	—	—	—	—	—	
62133	Offices of other mental health practitioners	(F)	(D)	(D)	15	13	1	—	—	—	—	—	1	—	
62134	Offices of PT, OT, speech therapy & audiology	1 693	14 729	57 927	57	28	16	7	3	1	—	1	—	1	
621340	Offices of PT, OT, speech therapy & audiology	1 693	14 729	57 927	57	28	16	7	3	1	—	1	—	1	
62139	Offices of all other health practitioners	154	1 122	5 109	33	22	7	3	1	—	—	—	—	—	
621399	Offices of all other misc health practitioners	107	790	3 709	16	7	5	3	1	—	—	—	—	—	
6214	Outpatient care centers	11 354	133 149	519 359	121	29	10	13	28	16	16	5	3	1	
62141	Family planning centers	(E)	(D)	(D)	5	3	—	—	—	—	2	—	—	—	
62142	Outpatient mental health, substance abuse ctrs	(F)	(D)	(D)	34	7	5	5	13	3	1	—	—	—	
62149	Other outpatient care centers	10 174	125 764	488 115	82	19	5	8	15	13	13	5	3	1	
621498	All other outpatient care centers	8 502	105 238	412 519	64	16	4	6	9	11	10	5	2	1	
6215	Medical & diagnostic laboratories	711	6 115	26 874	30	10	6	6	6	—	1	1	—	—	
62151	Medical & diagnostic laboratories	711	6 115	26 874	30	10	6	6	6	—	1	1	—	—	
621511	Medical laboratories	526	3 589	15 490	14	4	3	2	3	—	1	1	—	—	
621512	Diagnostic Imaging centers	185	2 526	11 384	16	6	3	4	3	—	—	—	—	—	
6216	Home health care services	3 173	15 640	57 279	40	14	—	1	5	10	6	4	—	—	
62161	Home health care services	3 173	15 640	57 279	40	14	—	1	5	10	6	4	—	—	
621610	Home health care services	3 173	15 640	57 279	40	14	—	1	5	10	6	4	—	—	
6219	Other ambulatory health care services	1 653	14 074	53 991	20	5	4	2	3	1	1	4	—	—	
62191	Ambulance services	(F)	(D)	(D)	8	2	2	1	—	—	—	3	—	—	
62199	All other ambulatory health care services	(F)	(D)	(D)	12	3	2	1	3	1	1	1	—	—	
621991	Blood & organ banks	302	2 225	8 648	6	2	—	—	2	1	1	—	—	—	
622	Hospitals	52 120	489 393	2 085 097	26	—	—	—	1	—	2	6	5	12	
6221	General medical & surgical hospitals	44 696	426 608	1 809 955	15	—	—	—	—	—	1	1	4	9	
62211	General medical & surgical hospitals	44 696	426 608	1 809 955	15	—	—	—	—	—	1	1	4	9	
622110	General medical & surgical hospitals	44 696	426 608	1 809 955	15	—	—	—	—	—	1	1	4	9	
6222	Psychiatric & substance abuse hospitals	(F)	(D)	(D)	2	—	—	—	—	—	—	2	—	—	
62221	Psychiatric & substance abuse hospitals	(F)	(D)	(D)	2	—	—	—	—	—	—	2	—	—	
6223	Other specialty hospitals	(I)	(D)	(D)	9	—	—	—	1	—	1	3	1	3	
62231	Other specialty hospitals	(I)	(D)	(D)	9	—	—	—	1	—	1	3	1	3	
623	Nursing & residential care facilities	10 076	55 406	231 725	232	26	60	60	34	12	36	4	—	—	
6231	Nursing care facilities	6 513	37 526	159 830	48	1	1	3	2	7	30	4	—	—	
62311	Nursing care facilities	6 513	37 526	159 830	48	1	1	3	2	7	30	4	—	—	
623110	Nursing care facilities	6 513	37 526	159 830	48	1	1	3	2	7	30	4	—	—	
6232	Residential mental retardation, health facil	1 771	8 786	34 276	97	9	35	31	19	—	3	—	—	—	
62321	Residential mental retardation facilities	798	3 439	12 008	32	2	11	11	6	—	2	—	—	—	
623210	Residential mental retardation facilities	798	3 439	12 008	32	2	11	11	6	—	2	—	—	—	
62322	Residential mental health, subst abuse facil	973	5 347	22 268	65	7	24	20	13	—	1	—	—	—	
623220	Residential mental health, subst abuse facil	973	5 347	22 268	65	7	24	20	13	—	1	—	—	—	
6233	Community care facilities for the elderly	614	2 901	12 552	36	8	6	12	8	2	—	—	—	—	
62331	Community care facilities for the elderly	614	2 901	12 552	36	8	6	12	8	2	—	—	—	—	
623311	Continuing care retirement communities	108	608	2 417	4	—	2	1	—	1	—	—	—	—	
623312	Homes for the elderly	506	2 293	10 135	32	8	4	11	8	1	—	—	—	—	
6239	Other residential care facilities	1 178	6 193	25 067	51	8	18	14	5	3	3	—	—	—	
62399	Other residential care facilities	1 178	6 193	25 067	51	8	18	14	5	3	3	—	—	—	
623990	Other residential care facilities	1 178	6 193	25 067	51	8	18	14	5	3	3	—	—	—	
624	Social assistance	13 078	62 453	277 067	507	139	104	101	108	35	16	2	1	1	
6241	Individual & family services	6 862	33 982	148 563	218	68	53	31	37	14	12	1	1	1	
62411	Child & youth services	2 676	11 456	50 790	55	19	11	7	9	5	2	—	1	1	
624110	Child & youth services	2 676	11 456	50 790	55	19	11	7	9	5	2	—	1	1	
62412	Services for elderly & disabled persons	1 334	5 870	26 561	52	14	16	5	10	4	3	—	—	—	
624120	Services for elderly & disabled persons	1 334	5 870	26 561	52	14	16	5	10	4	3	—	—	—	
62419	Other individual & family services	2 852	16 656	71 212	111	35	26	19	18	5	7	1	—	—	
624190	Other individual & family services	2 852	16 656	71 212	111	35	26	19	18	5	7	1	—	—	
6242	Community, emergency & other relief services	1 845	10 475	47 276	71	16	7	16	22	9	1	—	—	—	
62421	Community food services	220	1 382	6 316	9	2	—	2	4	1	—	—	—	—	
624210	Community food services	220	1 382	6 316	9	2	—	2	4	1	—	—	—	—	
62422	Community housing services	1 501	8 488	38 362	54	11	6	12	17	7	1	—	—	—	
624221	Temporary shelters	1 005	5 127	22 700	22	1	1	4	9	6	1	—	—	—	
624229	Other community housing services	496	3 361	15 662	32	10	5	8	8	1	—	—	—	—	
62423	Emergency & other relief services	124	605	2 598	8	3	1	2	1	1	—	—	—	—	
624230	Emergency & other relief services	124	605	2 598	8	3	1	2	1	1	—	—	—	—	
6243	Vocational rehabilitation services	1 639	7 109	32 540	43	12	6	7	10	4	3	1	—	—	
62431	Vocational rehabilitation services	1 639	7 109	32 540	43	12	6	7	10	4	3	1	—	—	
624310	Vocational rehabilitation services	1 639	7 109	32 540	43	12	6	7	10	4	3	1	—	—	

Note: Employment-size classes are indicated as follows: A—0 to 19; B—20 to 99; C—100 to 249; E—250 to 499; F—500 to 2,499; G—1,000 to 2,499; H—2,500 to 4,999; I—5,000 to 9,999; J—10,000 to 24,999; K—25,000 to 49,999; L—50,000 to 99,999; M—100,000 or more.

**Table 6. Counties—Employees, Payroll, and Establishments by Industry: 1999—Con.**

[Excludes most government employees, railroad employees, and self-employed persons. Size class 1 to 4 includes establishments with payroll, but no employees, during mid-March pay period. (D) denotes figures withheld to avoid disclosing data for individual companies; the data are included in broader industry totals. Detailed industries with 100 or more employees are shown if industry was not a (D). For explanation of terms, abbreviations, and data reliability/comparability, see introductory text]

NAICS code	Industry	Number of employees for week including March 12	Payroll (\$1,000)		Total number of establishments	Number of establishments by employment-size class									
			First quarter	Annual		1 to 4	5 to 9	10 to 19	20 to 49	50 to 99	100 to 249	250 to 499	500 to 999	1,000 or more	
<b>SUFFOLK—Con.</b>															
<b>62</b>	<b>Health care and social assistance—Con.</b>														
	Social assistance—Con.														
624	Child day care services	2 732	10 887	48 688	175	43	38	47	39	8	—	—	—	—	
6244	Child day care services	2 732	10 887	48 688	175	43	38	47	39	8	—	—	—	—	
624410	Child day care services	2 732	10 887	48 688	175	43	38	47	39	8	—	—	—	—	
<b>71</b>	<b>Arts, entertainment &amp; recreation</b>														
<b>711</b>	Performing arts, spectator sports & related industries														
7111	Performing arts companies	998	11 387	56 354	48	26	8	2	8	2	1	1	—	—	
71111	Theater companies & dinner theaters	(E)	(D)	(D)	20	7	5	1	5	2	—	—	—	—	
71112	Dance companies	(E)	(D)	(D)	2	—	1	—	—	—	—	1	—	—	
71113	Musical groups & artists	344	7 433	38 997	25	18	2	1	3	—	1	—	—	—	
711130	Musical groups & artists	344	7 433	38 997	25	18	2	1	3	—	1	—	—	—	
7112	Spectator sports	969	33 970	177 819	6	1	—	—	—	2	1	2	—	—	
71121	Spectator sports	969	33 970	177 819	6	1	—	—	—	2	1	2	—	—	
7113	Promoters of entertainment events	(G)	(D)	(D)	13	4	4	—	2	—	1	1	1	—	
71131	Promoters of entertainment events with facility	(G)	(D)	(D)	6	1	1	—	2	—	1	—	1	—	
71132	Promoters of entertainment events without facility	483	2 785	10 430	7	3	3	—	—	—	—	1	—	—	
711320	Promoters of entertainment events without facility	483	2 785	10 430	7	3	3	—	—	—	—	1	—	—	
<b>712</b>	Museums, historical sites & like institutions														
7121	Museums, historical sites & like institutions	1 591	9 115	38 978	29	9	4	4	4	3	3	2	—	—	
71211	Museums	1 064	5 637	23 663	22	8	3	2	3	3	2	1	—	—	
712110	Museums	1 064	5 637	23 663	22	8	3	2	3	3	2	1	—	—	
71213	Zoos & botanical gardens	(E)	(D)	(D)	2	—	—	—	—	—	1	1	—	—	
<b>713</b>	Amusement, gambling & recreation industries														
7139	Other amusement & recreation industries	2 985	10 423	48 150	128	47	16	22	27	9	7	—	—	—	
71394	Fitness & recreational sports centers	2 445	8 019	36 552	80	20	8	13	25	8	6	—	—	—	
713940	Fitness & recreational sports centers	2 445	8 019	36 552	80	20	8	13	25	8	6	—	—	—	
71399	All other amusement & recreation industries	343	1 250	5 915	22	13	2	5	—	1	1	—	—	—	
713990	All other amusement & recreation industries	343	1 250	5 915	22	13	2	5	—	1	1	—	—	—	
<b>72</b>	<b>Accommodation &amp; food services</b>														
<b>721</b>	Accommodation														
7211	Traveler accommodation	9 867	55 903	245 126	89	30	7	8	11	8	12	8	4	1	
72111	Hotels (exc casino hotels) & motels	9 768	55 583	243 715	67	12	6	6	10	8	12	8	4	1	
721110	Hotels (exc casino hotels) & motels	9 621	55 082	241 340	57	8	5	4	8	7	12	8	4	1	
72119	Other traveler accommodation	147	501	2 375	10	4	1	2	2	1	—	—	—	—	
<b>722</b>	Food services & drinking places														
7221	Full-service restaurants	15 532	55 247	251 710	661	212	104	123	129	70	21	2	—	—	
72211	Full-service restaurants	15 532	55 247	251 710	661	212	104	123	129	70	21	2	—	—	
722110	Full-service restaurants	15 532	55 247	251 710	661	212	104	123	129	70	21	2	—	—	
7222	Limited-service eating places	9 696	26 476	117 522	864	374	177	167	125	17	3	1	—	—	
72221	Limited-service eating places	9 696	26 476	117 522	864	374	177	167	125	17	3	1	—	—	
722211	Limited-service restaurants	6 093	16 434	74 637	614	301	134	91	75	10	3	—	—	—	
722212	Cafeterias	299	1 134	3 429	21	14	3	—	1	3	—	—	—	—	
722213	Snack & nonalcoholic beverage bars	3 304	8 908	39 456	229	59	40	76	49	4	—	1	—	—	
7223	Special food services	6 305	23 497	109 299	209	62	42	42	34	16	7	6	—	—	
72231	Food service contractors	5 800	22 441	102 153	184	51	38	36	31	16	7	5	—	—	
722310	Food service contractors	5 800	22 441	102 153	184	51	38	36	31	16	7	5	—	—	
72232	Caterers	470	997	6 810	20	8	4	5	2	—	—	1	—	—	
722320	Caterers	470	997	6 810	20	8	4	5	2	—	—	1	—	—	
7224	Drinking places (alcoholic beverages)	3 019	7 053	32 757	231	115	58	25	18	10	5	—	—	—	
72241	Drinking places (alcoholic beverages)	3 019	7 053	32 757	231	115	58	25	18	10	5	—	—	—	
722410	Drinking places (alcoholic beverages)	3 019	7 053	32 757	231	115	58	25	18	10	5	—	—	—	
<b>81</b>	<b>Other services (except public administration)</b>														
<b>811</b>	Repair & maintenance														
8111	Automotive repair & maintenance	1 856	12 649	58 673	316	208	57	40	9	1	1	—	—	—	
81111	Automotive mechanical & electrical R&M	760	5 145	24 391	172	129	26	13	3	1	—	—	—	—	
811111	General automotive repair	572	3 826	18 259	141	114	17	7	2	1	—	—	—	—	
81112	Automotive body, paint, interior & glass repair	686	4 960	22 779	113	66	23	19	5	—	—	—	—	—	
811121	Automotive body, paint & interior R&M	592	4 142	18 809	92	53	18	16	5	—	—	—	—	—	
81119	Other automotive R&M	410	2 544	11 503	31	13	8	8	1	—	1	—	—	—	
811192	Car washes	154	599	2 440	21	10	6	4	1	—	—	—	—	—	
8112	Electronic & precision equipment R&M	116	1 766	6 717	16	7	6	1	2	—	—	—	—	—	
81121	Electronic & precision equipment R&M	116	1 766	6 717	16	7	6	1	2	—	—	—	—	—	
<b>813</b>	Commercial equipment (exc auto & elec)														
8131	R&M	150	1 284	5 769	34	21	9	4	—	—	—	—	—	—	
81311	Commercial equipment (exc auto & elec) R&M	150	1 284	5 769	34	21	9	4	—	—	—	—	—	—	
813110	Commercial equipment (exc auto & elec) R&M	150	1 284	5 769	34	21	9	4	—	—	—	—	—	—	
8114	Personal & household goods R&M	264	1 604	6 935	66	43	16	7	—	—	—	—	—	—	
81149	Other personal & household goods R&M	128	699	3 219	34	22	8	4	—	—	—	—	—	—	
811490	Other personal & household goods R&M	128	699	3 219	34	22	8	4	—	—	—	—	—	—	

Note: Employment-size classes are indicated as follows: A—0 to 19; B—20 to 99; C—100 to 249; E—250 to 499; F—500 to 999; G—1,000 to 2,499; H—2,500 to 4,999; I—5,000 to 9,999; J—10,000 to 24,999; K—25,000 to 49,999; L—50,000 to 99,999; M—100,000 or more.

**Table 6. Counties—Employees, Payroll, and Establishments by Industry: 1999—Con.**

[Excludes most government employees, railroad employees, and self-employed persons. Size class 1 to 4 includes establishments with payroll, but no employees, during mid-March pay period. (D) denotes figures withheld to avoid disclosing data for individual companies; the data are included in broader industry totals. Detailed industries with 100 or more employees are shown if industry was not a (D). For explanation of terms, abbreviations, and data reliability/comparability, see introductory text]

NAICS code	Industry	Number of employees for week including March 12	Payroll (\$1,000)		Total number of establishments	Number of establishments by employment-size class									
			First quarter	Annual		1 to 4	5 to 9	10 to 19	20 to 49	50 to 99	100 to 249	250 to 499	500 to 999	1,000 or more	
<b>SUFFOLK—Con.</b>															
<b>81</b>	<b>Other services (except public administration)—Con.</b>														
812	Personal & laundry services .....	6 206	25 946	110 379	746	475	128	78	50	10	4	—	1	—	
8121	Personal care services .....	1 941	8 994	42 563	339	229	55	32	21	2	—	—	—	—	
81211	Hair, nail & skin care services .....	1 723	7 356	33 617	319	216	52	31	19	1	—	—	—	—	
812112	Beauty salons .....	1 528	6 799	30 933	267	176	45	27	18	1	—	—	—	—	
812113	Nail salons .....	119	346	1 753	32	23	5	4	—	—	—	—	—	—	
81219	Other personal care services .....	218	1 638	8 946	20	13	3	1	2	1	—	—	—	—	
8122	Death care services .....	412	3 010	13 475	56	37	11	3	4	1	—	—	—	—	
81221	Funeral homes .....	226	1 327	5 586	42	33	5	2	—	—	—	—	—	—	
812210	Funeral homes .....	226	1 327	5 586	42	33	5	2	—	—	—	—	—	—	
81222	Cemeteries & crematories .....	186	1 683	7 889	14	4	6	1	2	1	—	—	—	—	
812220	Cemeteries & crematories .....	186	1 683	7 889	14	4	6	1	2	1	—	—	—	—	
8123	Drycleaning & laundry services .....	1 022	4 363	18 491	164	119	24	13	5	2	1	—	—	—	
81231	Coin-operated laundries & drycleaners .....	209	758	2 973	70	60	6	4	—	—	—	—	—	—	
812310	Coin-operated laundries & drycleaners .....	209	758	2 973	70	60	6	4	—	—	—	—	—	—	
81232	Drycleaning & laundry services (exc coin-op) .....	388	1 329	6 046	84	58	16	8	—	—	—	—	—	—	
812320	Drycleaning & laundry services (exc coin-op) .....	388	1 329	6 046	84	58	16	8	2	—	—	—	—	—	
81233	Linen & uniform supply .....	425	2 276	9 472	10	1	2	1	3	2	1	—	—	—	
8129	Other personal services .....	2 831	9 579	35 500	187	90	38	30	20	5	3	—	1	—	
81292	Photofinishing .....	173	1 104	4 773	26	14	8	2	—	—	—	—	—	—	
812921	Photofinishing laboratories (except one-hour) .....	131	910	3 977	14	5	5	2	2	—	—	—	—	—	
81293	Parking lots & garages .....	1 806	6 744	22 086	127	52	27	25	17	4	2	—	—	—	
812930	Parking lots & garages .....	1 806	6 744	22 086	127	52	27	25	17	4	2	—	—	—	
81299	All other personal services .....	800	1 555	8 171	28	21	3	—	1	1	1	—	1	—	
812990	All other personal services .....	800	1 555	8 171	28	21	3	—	1	1	1	—	1	—	
813	Religious, grantmaking, civic, prof & like organizations .....	10 419	68 730	303 858	890	483	166	109	90	34	6	2	—	—	
8131	Religious organizations .....	3 273	19 430	82 147	226	118	39	24	34	8	1	2	—	—	
81311	Religious organizations .....	3 273	19 430	82 147	226	118	39	24	34	8	1	2	—	—	
813110	Religious organizations .....	3 273	19 430	82 147	226	118	39	24	34	8	1	2	—	—	
8132	Grantmaking & giving services .....	1 102	8 996	44 959	99	58	16	10	10	4	1	—	—	—	
81321	Grantmaking & giving services .....	1 102	8 996	44 959	99	58	16	10	10	4	1	—	—	—	
813211	Grantmaking foundations .....	387	2 530	14 414	57	41	6	5	3	2	—	—	—	—	
813212	Voluntary health organizations .....	172	1 855	7 512	16	4	7	3	2	—	—	—	—	—	
813219	Other grantmaking & giving services .....	543	4 611	23 033	26	13	3	2	5	2	1	—	—	—	
8133	Social advocacy organizations .....	1 609	9 100	42 123	128	64	25	25	9	3	2	—	—	—	
81331	Social advocacy organizations .....	1 609	9 100	42 123	128	64	25	25	9	3	2	—	—	—	
813311	Human rights organizations .....	203	1 635	7 011	25	15	3	4	3	—	—	—	—	—	
813312	Environment & wildlife organizations .....	248	1 751	8 286	31	15	9	5	1	1	—	—	—	—	
813319	Other social advocacy organizations .....	1 158	5 714	26 826	72	34	13	16	5	2	2	—	—	—	
8134	Civic & social organizations .....	1 653	7 272	31 869	121	69	19	10	13	9	1	—	—	—	
81341	Civic & social organizations .....	1 653	7 272	31 869	121	69	19	10	13	9	1	—	—	—	
813410	Civic & social organizations .....	1 653	7 272	31 869	121	69	19	10	13	9	1	—	—	—	
8139	Business, labor, political, like organizations .....	2 782	23 932	102 760	316	174	67	40	24	10	1	—	—	—	
81391	Business associations .....	539	6 157	26 262	74	42	17	6	8	1	—	—	—	—	
813910	Business associations .....	539	6 157	26 262	74	42	17	6	8	1	—	—	—	—	
81392	Professional organizations .....	576	5 829	24 746	46	29	5	6	2	3	1	—	—	—	
813920	Professional organizations .....	576	5 829	24 746	46	29	5	6	2	3	1	—	—	—	
81393	Labor unions & similar labor organizations .....	1 246	9 095	39 176	102	40	24	20	13	5	—	—	—	—	
813930	Labor unions & similar labor organizations .....	1 246	9 095	39 176	102	40	24	20	13	5	—	—	—	—	
81399	Oth similar organizations (exc business, prof, labor, pol) .....	345	2 257	10 219	76	54	12	8	1	1	—	—	—	—	
813990	Oth similar organizations (exc business, prof, labor, pol) .....	345	2 257	10 219	76	54	12	8	1	1	—	—	—	—	
<b>95</b>	<b>Auxiliaries (exc corporate, subsidiary &amp; regional mgt)</b> .....	<b>2 149</b>	<b>26 209</b>	<b>93 063</b>	<b>36</b>	<b>17</b>	<b>5</b>	<b>1</b>	<b>2</b>	<b>4</b>	<b>2</b>	<b>5</b>	<b>—</b>	<b>—</b>	
<b>99</b>	<b>Unclassified establishments</b> .....	<b>821</b>	<b>1 359</b>	<b>15 873</b>	<b>542</b>	<b>509</b>	<b>28</b>	<b>4</b>	<b>1</b>	<b>—</b>	<b>—</b>	<b>—</b>	<b>—</b>	<b>—</b>	
<b>WORCESTER</b>															
	<b>Total</b> .....	<b>287 137</b>	<b>2 174 765</b>	<b>9 363 877</b>	<b>17 622</b>	<b>9 371</b>	<b>3 524</b>	<b>2 191</b>	<b>1 492</b>	<b>570</b>	<b>343</b>	<b>84</b>	<b>29</b>	<b>18</b>	
<b>11</b>	<b>Forestry, fishing, hunting, and agriculture support</b> .....	<b>115</b>	<b>708</b>	<b>3 728</b>	<b>26</b>	<b>20</b>	<b>4</b>	<b>1</b>	<b>1</b>	<b>—</b>	<b>—</b>	<b>—</b>	<b>—</b>	<b>—</b>	
<b>21</b>	<b>Mining</b> .....	<b>207</b>	<b>1 577</b>	<b>10 957</b>	<b>18</b>	<b>9</b>	<b>1</b>	<b>4</b>	<b>4</b>	<b>—</b>	<b>—</b>	<b>—</b>	<b>—</b>	<b>—</b>	
212	Mining (except oil & gas) .....	(C)	(D)	(D)	14	6	1	3	4	—	—	—	—	—	
2123	Nonmetallic mineral mining & quarrying .....	(C)	(D)	(D)	14	6	1	3	4	—	—	—	—	—	
21232	Sand, gravel, clay, refractory minerals mining .....	160	1 183	8 477	11	5	—	2	4	—	—	—	—	—	
<b>22</b>	<b>Utilities</b> .....	<b>2 970</b>	<b>48 614</b>	<b>170 641</b>	<b>46</b>	<b>18</b>	<b>5</b>	<b>6</b>	<b>5</b>	<b>5</b>	<b>3</b>	<b>3</b>	<b>1</b>	<b>—</b>	
221	Utilities .....	2 970	48 614	170 641	46	18	5	6	5	5	3	3	1	—	
2211	Elec pwr generation, transmsn & distribution .....	(G)	(D)	(D)	26	10	2	2	3	4	2	2	1	—	
22112	Electric pwr transmsn, control & distribution .....	(G)	(D)	(D)	23	8	2	1	3	4	2	2	1	—	
2212	Natural gas distribution .....	727	10 432	43 478	11	4	1	1	2	1	1	1	—	—	
22121	Natural gas distribution .....	727	10 432	43 478	11	4	1	1	2	1	1	1	—	—	
221210	Natural gas distribution .....	727	10 432	43 478	11	4	1	1	2	1	1	1	—	—	

Note: Employment-size classes are indicated as follows: A—0 to 19; B—20 to 99; C—100 to 249; E—250 to 499; F—500 to 999; G—1,000 to 2,499; H—2,500 to 4,999; I—5,000 to 9,999; J—10,000 to 24,999; K—25,000 to 49,999; L—50,000 to 99,999; M—100,000 or more.

**Table 6. Counties—Employees, Payroll, and Establishments by Industry: 1999—Con.**

[Excludes most government employees, railroad employees, and self-employed persons. Size class 1 to 4 includes establishments with payroll, but no employees, during mid-March pay period. (D) denotes figures withheld to avoid disclosing data for individual companies; the data are included in broader industry totals. Detailed industries with 100 or more employees are shown if industry was not a (D). For explanation of terms, abbreviations, and data reliability/comparability, see introductory text]

NAICS code	Industry	Number of employees for week including March 12	Payroll (\$1,000)		Total number of establishments	Number of establishments by employment-size class									
			First quarter	Annual		1 to 4	5 to 9	10 to 19	20 to 49	50 to 99	100 to 249	250 to 499	500 to 999	1,000 or more	
<b>WORCESTER—Con.</b>															
<b>23</b>	<b>Construction</b>	<b>10 119</b>	<b>82 150</b>	<b>420 898</b>	<b>1 788</b>	<b>1 241</b>	<b>297</b>	<b>155</b>	<b>68</b>	<b>22</b>	<b>5</b>				
233	Building, developing & general contracting	2 312	19 703	91 283	471	330	82	38	18	3					
2332	Residential building construction	1 294	9 229	44 391	356	269	61	19	7						
23321	Single-family housing construction	1 259	9 021	43 290	343	258	59	19	7						
233210	Single-family housing construction	1 259	9 021	43 290	343	258	59	19	7						
2333	Nonresidential building construction	931	9 992	43 539	87	39	16	19	10	3					
23331	Mfg & industrial building construction	156	1 209	6 076	18	8	4	4	2						
233310	Mfg & industrial building construction	156	1 209	6 076	18	8	4	4	2						
23332	Commercial & institutional bldg construction	775	8 783	37 463	69	31	12	15	8	3					
233320	Commercial & institutional bldg construction	775	8 783	37 463	69	31	12	15	8	3					
234	Heavy construction	1 146	11 702	69 956	119	68	20	18	11	1	1				
2341	Highway, street, bridge & tunnel construction	276	3 214	21 924	34	22	7	1	3	1					
23411	Highway & street construction	158	1 501	13 718	31	22	6	1	2						
234110	Highway & street construction	158	1 501	13 718	31	22	6	1	2						
23412	Bridge & tunnel construction	118	1 713	8 206	3		1		1	1					
234120	Bridge & tunnel construction	118	1 713	8 206	3		1		1	1					
2349	Other heavy construction	870	8 488	48 032	85	46	13	17	8		1				
23491	Water, sewer & pipeline construction	193	1 926	11 577	23	13	3	4	3						
234910	Water, sewer & pipeline construction	193	1 926	11 577	23	13	3	4	3						
23499	All other heavy construction	608	6 114	32 589	52	28	7	12	4		1				
234990	All other heavy construction	608	6 114	32 589	52	28	7	12	4		1				
235	Special trade contractors	6 661	50 745	259 659	1 198	843	195	99	39	18	4				
2351	Plumbing, heating & AC contractor	1 323	11 164	50 917	235	161	34	27	9	4					
23511	Plumbing, heating & AC contractor	1 323	11 164	50 917	235	161	34	27	9	4					
235110	Plumbing, heating & AC contractor	1 323	11 164	50 917	235	161	34	27	9	4					
2352	Painting & wall covering contractors	326	1 856	9 525	94	72	15	4	3						
23521	Painting & wall covering contractors	326	1 856	9 525	94	72	15	4	3						
235210	Painting & wall covering contractors	326	1 856	9 525	94	72	15	4	3						
2353	Electrical contractors	1 930	17 076	84 007	234	154	41	21	7	8	3				
23531	Electrical contractors	1 930	17 076	84 007	234	154	41	21	7	8	3				
235310	Electrical contractors	1 930	17 076	84 007	234	154	41	21	7	8	3				
2354	Masonry, drywall, insulation, tile contractors	559	4 132	21 460	102	74	13	9	4	2					
23541	Masonry & stone contractors	208	1 191	7 911	47	35	6	5							
235410	Masonry & stone contractors	208	1 191	7 911	47	35	6	5							
23542	Drywall, acoustical & insulation contractors	311	2 650	12 508	50	37	6	2	4	1					
235420	Drywall, acoustical & insulation contractors	311	2 650	12 508	50	37	6	2	4	1					
2355	Carpentry & floor contractors	400	1 936	9 542	160	131	22	6	1						
23551	Carpentry contractors	352	1 758	8 613	137	112	18	6	1						
235510	Carpentry contractors	352	1 758	8 613	137	112	18	6	1						
2356	Roofing, siding, & sheet metal contractors	542	3 946	22 502	77	50	14	7	5		1				
23561	Roofing, siding, & sheet metal contractors	542	3 946	22 502	77	50	14	7	5		1				
235610	Roofing, siding, & sheet metal contractors	542	3 946	22 502	77	50	14	7	5		1				
2357	Concrete contractors	161	707	5 277	61	50	8	3							
23571	Concrete contractors	161	707	5 277	61	50	8	3							
235710	Concrete contractors	161	707	5 277	61	50	8	3							
2358	Water well drilling contractors	113	1 101	5 485	13	5	5	1	2						
23581	Water well drilling contractors	113	1 101	5 485	13	5	5	1	2						
235810	Water well drilling contractors	113	1 101	5 485	13	5	5	1	2						
2359	Other special trade contractors	1 307	8 827	50 944	222	146	43	21	8	4					
23593	Excavation contractors	475	3 228	21 355	103	76	19	5	2	1					
235930	Excavation contractors	475	3 228	21 355	103	76	19	5	2	1					
23599	All other special trade contractors	545	3 145	18 205	85	56	14	10	3	2					
235990	All other special trade contractors	545	3 145	18 205	85	56	14	10	3	2					
<b>31-33</b>	<b>Manufacturing</b>	<b>58 446</b>	<b>687 707</b>	<b>2 760 869</b>	<b>1 311</b>	<b>389</b>	<b>213</b>	<b>218</b>	<b>246</b>	<b>115</b>	<b>88</b>	<b>29</b>	<b>6</b>	<b>7</b>	
311	Food mfg	1 251	7 202	31 888	60	22	8	15	7		1				
3112	Grain & oilseed milling	(E)	(D)	(D)	1							1			
31123	Breakfast cereal manufacturing	(E)	(D)	(D)	1							1			
3113	Sugar & confectionery product mfg	110	572	2 423	5	1	1	2		1					
31133	Confectionery mfg from purchased chocolate	(C)	(D)	(D)	4	1		2		1					
3118	Bakeries & tortilla mfg	579	2 736	11 669	37	15	5	8	5	4					
31181	Bread & bakery product mfg	(F)	(D)	(D)	36	15	5	7	5	4					
311812	Commercial bakeries	317	1 890	7 890	13	4	2	1	3	3					
312	Beverage & tobacco product mfg	630	3 594	19 781	8	1	3	2	1				1		
3121	Beverage mfg	630	3 594	19 781	8	1	3	2	1				1		
31211	Soft drink & ice mfg	(F)	(D)	(D)	4		1	2					1		
313	Textile mills	1 317	9 277	43 628	22	6	1	3	2	5	4	1			
3131	Fiber, yarn & thread mills	(C)	(D)	(D)	5	1		2	1	1					
31311	Fiber, yarn & thread mills	(C)	(D)	(D)	5	1		2	1	1					
3132	Fabric mills	(E)	(D)	(D)	5	1		1		1	2				
31321	Broadwoven fabric mills	(C)	(D)	(D)	2	1				1					
31324	Knit fabric mills	(C)	(D)	(D)	2					1	1				
3133	Textile, fabric finishing, fabric coating mills	810	6 357	30 724	12	4	1		1	3	2	1			
31331	Textile & fabric finishing mills	(E)	(D)	(D)	6	4				1	1				
31332	Fabric coating mills	(E)	(D)	(D)	6		1			3	1				
314	Textile product mills	650	5 911	22 950	19	10	3		4	1		1			
3149	Other textile product mills	(F)	(D)	(D)	11	3	3		3	1		1			
31499	All other textile product mills	559	4 956	18 926	8	2	2		2	1		1			
314999	All other miscellaneous textile product mills	559	4 956	18 926	8	2	2		2	1		1			

Note: Employment-size classes are indicated as follows: A—0 to 19; B—20 to 99; C—100 to 249; E—250 to 499; F—500 to 999; G—1,000 to 2,499; H—2,500 to 4,999; I—5,000 to 9,999; J—10,000 to 24,999; K—25,000 to 49,999; L—50,000 to 99,999; M—100,000 or more.



**Table 6. Counties—Employees, Payroll, and Establishments by Industry: 1999—Con.**

[Excludes most government employees, railroad employees, and self-employed persons. Size class 1 to 4 includes establishments with payroll, but no employees, during mid-March pay period. (D) denotes figures withheld to avoid disclosing data for individual companies; the data are included in broader industry totals. Detailed industries with 100 or more employees are shown if industry was not a (D). For explanation of terms, abbreviations, and data reliability/comparability, see introductory text]

NAICS code	Industry	Number of employees for week including March 12	Payroll (\$1,000)		Total number of establishments	Number of establishments by employment-size class																					
			First quarter	Annual		1 to 4	5 to 9	10 to 19	20 to 49	50 to 99	100 to 249	250 to 499	500 to 999	1,000 or more													
<b>WORCESTER—Con.</b>																											
<b>31-33 Manufacturing—Con.</b>																											
315	Apparel manufacturing .....	464	1 540	5 876	13	4	4	—	3	1	—	1	—	—	—	—											
3152	Cut & sew apparel mfg .....	366	1 113	3 951	9	3	4	—	—	1	—	1	—	—	—												
31522	Men's, boys' cut & sew apparel mfg .....	(E)	(D)	(D)	2	—	1	—	—	—	—	1	—	—	—												
316	Leather & allied product mfg .....	256	1 521	6 862	7	4	—	—	2	—	1	—	—	—	—												
3169	Other leather & allied product mfg .....	(C)	(D)	(D)	4	2	—	—	1	—	1	—	—	—	—												
31699	Other leather & allied product mfg .....	(C)	(D)	(D)	4	2	—	—	1	—	1	—	—	—	—												
321	Wood product mfg .....	527	2 841	12 892	42	15	7	13	5	2	—	—	—	—	—												
3219	Other wood product mfg .....	454	2 456	11 042	34	12	5	11	4	2	—	—	—	—	—												
32192	Wood container & pallet mfg .....	213	1 223	5 503	12	1	1	8	1	1	—	—	—	—	—												
321920	Wood container & pallet mfg .....	213	1 223	5 503	12	1	1	8	1	1	—	—	—	—	—												
32199	All other wood product mfg .....	147	728	3 035	16	8	4	1	3	—	—	—	—	—	—												
321999	All other miscellaneous wood product mfg ..	101	417	2 231	13	7	3	1	2	—	—	—	—	—	—												
322	Paper mfg .....	3 758	34 966	155 971	39	3	4	5	8	6	11	1	—	—	1												
3221	Pulp, paper & paperboard mills .....	448	5 763	27 015	5	—	1	—	—	1	3	—	—	—	—												
32212	Paper mills .....	448	5 763	27 015	5	—	1	—	—	1	3	—	—	—	—												
322121	Paper (except newsprint) mills .....	448	5 763	27 015	5	—	1	—	—	1	3	—	—	—	—												
3222	Converted paper product mfg .....	3 310	29 203	128 956	34	3	3	5	8	5	8	1	—	—	1												
32221	Paperboard container mfg .....	1 082	9 513	40 827	15	2	—	1	5	2	5	—	—	—	—												
322211	Corrugated & solid fiber box mfg .....	580	5 863	24 697	9	1	—	—	4	2	2	—	—	—	—												
32222	Paper bag & coated & treated paper mfg .....	(G)	(D)	(D)	4	—	1	1	—	1	—	—	—	—	1												
32223	Stationery product mfg .....	(F)	(D)	(D)	8	—	1	2	1	2	1	1	—	—	—												
322232	Envelope mfg .....	633	5 787	24 343	6	—	—	1	1	2	1	1	—	—	—												
32229	Other converted paper product mfg .....	(E)	(D)	(D)	7	1	1	1	2	—	2	—	—	—	—												
323	Printing & related support activities .....	2 039	14 916	64 783	114	53	23	15	12	5	6	—	—	—	—												
3231	Printing & related support activities .....	2 039	14 916	64 783	114	53	23	15	12	5	6	—	—	—	—												
32311	Printing .....	1 737	13 160	57 126	94	46	18	11	9	5	5	—	—	—	—												
323110	Commercial lithographic printing .....	1 173	9 146	39 335	49	25	5	8	3	4	4	—	—	—	—												
323113	Commercial screen printing .....	207	1 588	6 498	13	2	6	1	3	1	—	—	—	—	—												
323114	Quick printing .....	119	834	3 572	20	14	4	—	2	—	—	—	—	—	—												
32312	Printing support activities .....	302	1 756	7 657	20	7	5	4	3	—	1	—	—	—	—												
323121	Tradebinding & related work .....	165	725	3 376	6	—	3	1	1	—	1	—	—	—	—												
323122	Prepress services .....	137	1 031	4 281	14	7	2	3	2	—	—	—	—	—	—												
324	Petroleum & coal products mfg .....	127	1 755	10 830	9	2	4	2	—	1	—	—	—	—	—												
3241	Petroleum & coal products mfg .....	127	1 755	10 830	9	2	4	2	—	1	—	—	—	—	—												
32412	Asphalt paving, roofing & saturated mat mfg ..	(C)	(D)	(D)	7	2	2	2	—	1	—	—	—	—	—												
325	Chemical mfg .....	3 967	155 018	498 581	52	14	3	9	12	9	4	—	—	—	1												
3252	Resin, syn rubber, artf & syn fibers, fil mfg .....	(E)	(D)	(D)	5	—	—	—	2	2	1	—	—	—	—												
32521	Resin & synthetic rubber mfg .....	(E)	(D)	(D)	5	—	—	—	2	2	1	—	—	—	—												
3254	Pharmaceutical & medicine mfg .....	(G)	(D)	(D)	8	1	2	2	1	1	—	—	—	—	1												
32541	Pharmaceutical & medicine mfg .....	(G)	(D)	(D)	8	1	2	2	1	1	—	—	—	—	1												
3255	Paint, coating & adhesive mfg .....	(C)	(D)	(D)	6	3	—	2	—	—	1	—	—	—	—												
32551	Paint & coating mfg .....	(C)	(D)	(D)	3	—	—	2	—	—	1	—	—	—	—												
3259	Other chemical product & preparation mfg .....	1 191	12 087	50 579	26	7	1	3	7	6	2	—	—	—	—												
32599	All other chemical product & preparation mfg ..	(G)	(D)	(D)	25	7	1	2	7	6	2	—	—	—	—												
325991	Custom compounding of purchased resin ..	905	8 641	37 025	18	3	—	1	7	6	1	—	—	—	—												
326	Plastics & rubber products mfg .....	6 472	48 173	210 097	113	17	13	18	28	19	14	3	1	—	—												
3261	Plastics product mfg .....	(I)	(D)	(D)	108	15	13	17	28	18	13	3	1	—	—												
32611	Unsupported plastics film, sheet, & bag mfg ..	287	2 446	14 901	6	1	1	1	—	2	1	—	—	—	—												
32612	Plastics pipe, pipe fitting, & unsupported profile shape mfg .....	224	1 837	7 057	7	3	1	—	1	1	1	—	—	—	—												
32613	Laminated plastics plate, sheet & shape mfg ..	266	2 273	9 381	4	1	—	1	—	1	—	—	—	—	—												
326130	Laminated plastics plate, sheet & shape mfg .....	266	2 273	9 381	4	1	—	1	—	1	—	—	—	—	—												
32614	Polystyrene foam product mfg .....	142	1 154	5 363	5	—	—	1	3	1	—	—	—	—	—												
326140	Polystyrene foam product mfg .....	142	1 154	5 363	5	—	—	1	3	1	—	—	—	—	—												
32615	Foam product (exc polystyrene) mfg .....	(C)	(D)	(D)	2	—	—	—	—	—	1	—	—	—	—												
32619	Other plastics product mfg .....	5 054	36 511	156 119	82	9	11	13	22	14	9	3	1	—	—												
3262	Rubber product mfg .....	(E)	(D)	(D)	5	2	—	1	—	1	1	—	—	—	—												
32629	Other rubber product mfg .....	(E)	(D)	(D)	4	2	—	—	—	1	1	—	—	—	—												
327	Nonmetallic mineral product mfg .....	3 858	43 368	180 491	51	9	12	8	11	4	2	4	—	—	1												
3271	Clay product & refractory mfg .....	349	3 604	15 296	5	1	1	—	2	—	—	1	—	—	—												
32712	Clay building material & refractories mfg .....	(E)	(D)	(D)	3	1	1	—	—	—	—	1	—	—	—												
3272	Glass & glass product mfg .....	866	8 256	33 733	11	2	1	2	3	—	1	2	—	—	—												
32721	Glass & glass product mfg .....	866	8 256	33 733	11	2	1	2	3	—	1	2	—	—	—												
327215	Glass product mfg made of purchased glass .....	561	5 414	22 120	7	2	—	1	2	—	1	1	—	—	—												
3273	Cement & concrete product mfg .....	372	3 072	15 772	21	5	7	5	2	2	—	—	—	—	—												
32732	Ready-mix concrete mfg .....	180	1 468	8 234	8	—	3	3	1	1	—	—	—	—	—												
327320	Ready-mix concrete mfg .....	180	1 468	8 234	8	—	3	3	1	1	—	—	—	—	—												
32739	Other concrete product mfg .....	120	1 140	5 193	9	5	2	1	—	1	—	—	—	—	—												
327390	Other concrete product mfg .....	120	1 140	5 193	9	5	2	1	—	1	—	—	—	—	—												
3279	Other nonmetallic mineral product mfg .....	2 271	28 436	115 690	14	1	3	1	4	2	1	1	—	—	1												
32791	Abrasive product mfg .....	2 235	28 124	114 192	11	1	1	1	3	2	1	1	—	—	1												
327910	Abrasive product mfg .....	2 235	28 124	114 192	11	1	1	1	3	2	1	1	—	—	1												
331	Primary metal mfg .....	864	6 965	31 029	19	3	3	3	5	3	2	—	—	—	—												
3312	Steel product mfg from purchased steel .....	(E)	(D)	(D)	8	—	2	1	2	3	—	—	—	—	—												
33122	Rolling & drawing of purchased steel .....	234	1 946	8 226	7	—	2	1	2	2	—	—	—	—	—												
331222	Steel wire drawing .....	234	1 946	8 226	7	—	2	1	2	2	—	—	—	—	—												
3314	Nonferrous (exc alum) production & processing ..	325	2 742	12 608	6	2	—	—	3	—	1	—	—	—	—												
33142	Copper rolling, drawing, extruding & alloying ..	(E)	(D)	(D)	4	1	—	—	2	—	1	—	—	—	—												
3315	Foundries .....	(C)	(D)	(D)	4	1	1	1	—	—	1	—	—	—	—												
33152	Nonferrous metal foundries .....	(C)	(D)	(D)	2	—	1	—	—	—	1	—	—	—	—												

Note: Employment-size classes are indicated as follows: A—0 to 19; B—20 to 99; C—100 to 249; E—250 to 499; F—500 to 999; G—1,000 to 2,499; H—2,500 to 4,999; I—5,000 to 9,999; J—10,000 to 24,999; K—25,000 to 49,999; L—50,000 to 99,999; M—100,000 or more.

**Table 6. Counties—Employees, Payroll, and Establishments by Industry: 1999—Con.**

[Excludes most government employees, railroad employees, and self-employed persons. Size class 1 to 4 includes establishments with payroll, but no employees, during mid-March pay period. (D) denotes figures withheld to avoid disclosing data for individual companies; the data are included in broader industry totals. Detailed industries with 100 or more employees are shown if industry was not a (D). For explanation of terms, abbreviations, and data reliability/comparability, see introductory text]

NAICS code	Industry	Number of employees for week including March 12	Payroll (\$1,000)		Total number of establishments	Number of establishments by employment-size class									
			First quarter	Annual		1 to 4	5 to 9	10 to 19	20 to 49	50 to 99	100 to 249	250 to 499	500 to 999	1,000 or more	
<b>WORCESTER—Con.</b>															
<b>31-33 Manufacturing—Con.</b>															
332	Fabricated metal product mfg .....	9 706	90 665	377 536	272	91	44	45	56	16	13	5	1	1	
3321	Forging & stamping .....	1 627	18 449	75 619	15	4	1	1	3	3	1	1	1	—	
33211	Forging & stamping .....	1 627	18 449	75 619	15	4	1	1	3	3	1	1	1	—	
3322	Cutlery & handtool mfg .....	2 075	18 743	74 083	14	2	3	1	3	1	1	2	—	1	
33221	Cutlery & handtool mfg .....	2 075	18 743	74 083	14	2	3	1	3	1	1	2	—	1	
3323	Architectural & structural metals mfg .....	894	8 633	36 912	32	7	7	6	8	1	3	—	—	—	
33231	Plate work & fabricated structural prod mfg ...	638	6 008	25 895	12	3	2	—	3	1	3	—	—	—	
332313	Plate work mfg .....	487	4 921	20 940	6	—	1	—	2	—	3	—	—	—	
33232	Ornamental & architectural metal prod mfg ...	256	2 625	11 017	20	4	5	6	5	—	—	—	—	—	
3325	Hardware mfg .....	(F)	(D)	(D)	5	1	—	—	2	1	—	1	—	—	
33251	Hardware mfg .....	(F)	(D)	(D)	5	1	—	—	2	1	—	1	—	—	
3326	Spring & wire product mfg .....	800	6 468	26 964	17	4	2	1	5	2	3	—	—	—	
33261	Spring & wire product mfg .....	800	6 468	26 964	17	4	2	1	5	2	3	—	—	—	
332612	Spring (light gauge) mfg .....	290	2 004	9 257	4	—	1	—	2	—	1	—	—	—	
332618	Other fabricated wire product mfg .....	510	4 464	17 707	13	4	1	1	3	2	2	—	—	—	
3327	Mach shops, turn prod, screw, nut, bolt mfg ....	1 666	14 757	63 525	124	49	22	28	21	3	1	—	—	—	
33271	Machine shops .....	1 150	10 725	46 045	104	48	19	23	11	2	1	—	—	—	
332710	Machine shops .....	1 150	10 725	46 045	104	48	19	23	11	2	1	—	—	—	
33272	Turned product & screw, nut & bolt mfg .....	516	4 032	17 480	20	1	3	5	10	1	—	—	—	—	
332721	Precision turned product mfg .....	347	2 786	12 147	14	—	3	4	6	1	—	—	—	—	
332722	Bolt, nut, screw, rivet & washer mfg .....	169	1 246	5 333	6	1	—	1	4	—	—	—	—	—	
3328	Coating, engrave, heat treating & oth activity ...	529	4 067	17 755	30	10	5	4	9	2	—	—	—	—	
33281	Coating, engrave, heat treating & oth activity ...	529	4 067	17 755	30	10	5	4	9	2	—	—	—	—	
332811	Metal heat treating .....	166	1 263	5 245	5	1	—	—	2	1	—	—	—	—	
332812	Metal coating, engraving & allied services ...	181	1 523	6 935	11	5	1	1	3	1	—	—	—	—	
332813	Electropl, plating, polish, anodize, coloring ...	182	1 281	5 575	14	4	3	3	4	—	—	—	—	—	
3329	Other fabricated metal product mfg .....	1 590	16 533	68 226	33	13	4	3	5	3	4	1	—	—	
33291	Metal valve mfg .....	841	10 215	40 238	10	3	1	1	2	1	1	—	—	—	
33299	All other fabricated metal product mfg .....	749	6 318	27 988	23	10	3	2	3	2	3	—	—	—	
332999	All other misc fabricated metal product mfg ...	377	3 181	13 101	13	3	3	2	3	—	2	—	—	—	
333	Machinery mfg .....	5 356	58 450	235 648	163	34	34	35	34	14	9	2	1	—	
3331	Ag, construction & mining machinery mfg .....	205	1 788	7 655	5	1	1	1	1	—	1	—	—	—	
33311	Agricultural implement mfg .....	(C)	(D)	(D)	1	—	—	—	—	—	1	—	—	—	
3332	Industrial machinery mfg .....	756	10 635	38 940	23	6	5	3	5	1	3	—	—	—	
33322	Plastics & rubber industry machinery mfg ....	340	3 050	13 360	9	1	1	2	3	1	1	—	—	—	
333220	Plastics & rubber industry machinery mfg ...	340	3 050	13 360	9	1	1	2	3	1	1	—	—	—	
33329	Other industrial machinery mfg .....	(E)	(D)	(D)	13	5	3	1	2	—	2	—	—	—	
3333	Commercial & service industry machinery mfg ...	848	7 265	32 186	14	2	1	3	4	1	2	1	—	—	
33331	Commercial & service industry machinery mfg .....	848	7 265	32 186	14	2	1	3	4	1	2	1	—	—	
333314	Optical instrument & lens mfg .....	804	6 899	30 740	10	—	1	2	3	1	2	1	—	—	
3335	Metalworking machinery mfg .....	2 377	26 689	106 717	83	18	19	23	13	7	1	1	1	—	
33351	Metalworking machinery mfg .....	2 377	26 689	106 717	83	18	19	23	13	7	1	1	1	—	
333511	Industrial mold mfg .....	530	5 633	25 248	28	4	6	10	6	2	—	—	—	—	
333512	Machine tool (metal cutting types) mfg .....	259	2 690	10 965	4	—	—	—	3	—	1	—	—	—	
333514	Special die, tool, die set, jig & fixture mfg ...	400	4 097	16 610	34	10	10	10	2	2	—	—	—	—	
333515	Cutting tool & machine tool accessory mfg ...	433	4 194	17 761	9	4	2	—	—	2	—	1	—	—	
3336	Engine, turbine & power transmsn equip mfg ...	344	3 988	16 293	7	—	2	1	3	—	1	—	—	—	
33361	Engine, turbine & power transmsn equip mfg ...	344	3 988	16 293	7	—	2	1	3	—	1	—	—	—	
3339	Other general purpose machinery mfg .....	764	7 512	31 404	27	6	5	3	7	5	1	—	—	—	
33391	Pump & compressor mfg .....	(C)	(D)	(D)	2	—	1	—	—	—	1	—	—	—	
33392	Material handling equipment mfg .....	(C)	(D)	(D)	4	—	—	1	3	—	—	—	—	—	
33399	All other general purpose machinery mfg .....	550	5 261	22 201	21	6	4	2	4	5	—	—	—	—	
333999	All other general purpose machinery mfg ...	492	4 835	20 141	15	4	3	—	3	5	—	—	—	—	
334	Computer & electronic product mfg .....	8 769	124 521	517 909	70	19	5	14	12	5	8	3	1	3	
3341	Computer & peripheral equipment mfg .....	(F)	(D)	(D)	11	5	1	1	—	1	3	—	—	—	
33411	Computer & peripheral equipment mfg .....	(F)	(D)	(D)	11	5	1	1	—	1	3	—	—	—	
3342	Communications equipment mfg .....	4 282	53 509	221 282	10	—	1	3	—	2	—	2	—	2	
33421	Telephone apparatus mfg .....	(G)	(D)	(D)	1	—	—	—	—	—	—	—	—	1	
33422	Radio, TV broadcast & wireless comm equip mfg .....	(F)	(D)	(D)	7	—	1	3	—	1	—	2	—	—	
33429	Other communications equipment mfg .....	(G)	(D)	(D)	2	—	—	—	—	1	—	—	—	1	
3343	Audio & video equipment mfg .....	(C)	(D)	(D)	2	1	—	—	—	—	1	—	—	—	
33431	Audio & video equipment mfg .....	(C)	(D)	(D)	2	1	—	—	—	—	1	—	—	—	
3344	Semiconductor & oth electronic component mfg .....	1 818	19 273	87 599	24	6	1	4	7	1	3	1	1	—	
33441	Semiconductor & oth electronic component mfg .....	1 818	19 273	87 599	24	6	1	4	7	1	3	1	1	—	
334412	Bare printed circuit board mfg .....	233	2 040	8 193	7	2	—	1	3	—	1	—	—	—	
334413	Semiconductor & related device mfg .....	1 053	12 072	52 064	5	—	—	—	2	1	—	—	1	—	
3345	Nav, measuring, medical, control instruments mfg .....	1 828	43 968	174 924	20	5	2	6	4	1	1	—	—	1	
33451	Nav, measuring, medical, control instruments mfg .....	1 828	43 968	174 924	20	5	2	6	4	1	1	—	—	1	
334513	Industrial process control mfg .....	303	2 474	10 462	5	—	1	2	1	—	1	—	—	—	
335	Electrical equip, appliance & component mfg .....	2 714	32 852	130 425	38	5	4	6	7	5	8	3	—	—	
3353	Electrical equipment mfg .....	(E)	(D)	(D)	9	2	—	3	1	2	1	—	—	—	
33531	Electrical equipment mfg .....	(E)	(D)	(D)	9	2	—	3	1	2	1	—	—	—	
335314	Relay & industrial control mfg .....	190	1 786	8 106	6	2	—	2	1	—	1	—	—	—	

Note: Employment-size classes are indicated as follows: A—0 to 19; B—20 to 99; C—100 to 249; E—250 to 499; F—500 to 999; G—1,000 to 2,499; H—2,500 to 4,999; I—5,000 to 9,999; J—10,000 to 24,999; K—25,000 to 49,999; L—50,000 to 99,999; M—100,000 or more.

**Table 6. Counties—Employees, Payroll, and Establishments by Industry: 1999—Con.**

[Excludes most government employees, railroad employees, and self-employed persons. Size class 1 to 4 includes establishments with payroll, but no employees, during mid-March pay period. (D) denotes figures withheld to avoid disclosing data for individual companies; the data are included in broader industry totals. Detailed industries with 100 or more employees are shown if industry was not a (D). For explanation of terms, abbreviations, and data reliability/comparability, see introductory text]

NAICS code	Industry	Number of employees for week including March 12	Payroll (\$1,000)		Total number of establishments	Number of establishments by employment-size class									
			First quarter	Annual		1 to 4	5 to 9	10 to 19	20 to 49	50 to 99	100 to 249	250 to 499	500 to 999	1,000 or more	
<b>WORCESTER—Con.</b>															
<b>31-33 Manufacturing—Con.</b>															
335	Electrical equip, appliance & component mfg—Con.														
3359	Other electrical equipment & component mfg . . .	2 313	28 813	112 664	27	3	3	3	6	2	7	3	—	—	
33592	Communication & energy wire & cable mfg . . .	1 951	25 366	97 460	17	1	1	1	4	2	5	3	—	—	
33593	Wiring device mfg . . . . .	186	1 613	7 002	3	—	—	2	—	—	1	—	—	—	
335931	Current-carrying wiring device mfg . . . . .	186	1 613	7 002	3	—	—	2	—	—	1	—	—	—	
33599	All oth electrical equipment & component mfg . . . . .	176	1 834	8 202	7	2	2	—	2	—	1	—	—	—	
336	Transportation equipment mfg . . . . .	358	2 747	16 465	17	4	5	1	5	2	—	—	—	—	
3363	Motor vehicle parts mfg . . . . .	(C)	(D)	(D)	9	2	2	1	3	1	—	—	—	—	
337	Furniture & related product mfg . . . . .	2 676	22 027	97 096	75	25	10	12	16	5	5	2	—	—	
3371	HH & institutional furniture & kitchen cabinet mfg . . . . .	(G)	(D)	(D)	53	19	7	9	10	4	3	1	—	—	
33711	Wood kitchen cabinet & countertop mfg . . . . .	(C)	(D)	(D)	14	7	1	3	2	1	—	—	—	—	
33712	Household & institutional furniture mfg . . . . .	1 333	8 081	35 705	39	12	6	6	8	3	3	1	—	—	
337122	Nonupholstered wood household furniture mfg . . . . .	781	4 644	21 709	23	7	2	6	5	1	1	1	—	—	
337127	Institutional furniture mfg . . . . .	309	2 117	8 897	7	—	2	—	3	1	1	—	—	—	
3372	Office furniture (including fixtures) mfg . . . . .	1 146	12 251	54 658	20	5	2	3	6	1	2	1	—	—	
33721	Office furniture (including fixtures) mfg . . . . .	1 146	12 251	54 658	20	5	2	3	6	1	2	1	—	—	
337215	Showcase, partition, shelving & locker mfg . . . . .	543	4 606	20 941	12	3	1	2	4	—	2	—	—	—	
339	Miscellaneous mfg . . . . .	2 687	19 398	90 131	108	48	23	12	16	5	1	2	1	—	
3391	Medical equipment & supplies mfg . . . . .	1 822	13 916	61 604	49	26	6	6	6	2	—	2	1	—	
33911	Medical equipment & supplies mfg . . . . .	1 822	13 916	61 604	49	26	6	6	6	2	—	2	1	—	
339112	Surgical & medical instrument mfg . . . . .	453	3 580	16 034	11	3	1	2	4	—	—	1	—	—	
339113	Surgical appliance & supplies mfg . . . . .	188	1 153	5 095	4	—	—	1	1	2	—	—	—	—	
3399	Other miscellaneous mfg . . . . .	865	5 482	28 527	59	22	17	6	10	3	1	—	—	—	
33993	Doll, toy & game mfg . . . . .	232	1 049	4 511	4	1	—	—	1	—	1	—	—	—	
339932	Game, toy & children's vehicle mfg . . . . .	232	1 049	4 511	4	1	—	—	1	—	1	—	—	—	
33995	Sign mfg . . . . .	129	842	3 760	19	7	9	1	2	—	—	—	—	—	
339950	Sign mfg . . . . .	129	842	3 760	19	7	9	1	2	—	—	—	—	—	
33999	All other misc mfg . . . . .	400	2 898	17 047	21	5	5	3	5	3	0	—	—	—	
339999	All other miscellaneous mfg . . . . .	168	1 229	4 969	7	2	2	—	1	2	—	—	—	—	
<b>42</b>	<b>Wholesale trade . . . . .</b>	<b>13 979</b>	<b>138 222</b>	<b>614 494</b>	<b>1 040</b>	<b>549</b>	<b>184</b>	<b>148</b>	<b>97</b>	<b>39</b>	<b>18</b>	<b>4</b>	<b>1</b>	<b>—</b>	
421	Wholesale trade, durable goods . . . . .	8 872	97 150	435 408	753	392	141	108	75	24	11	2	—	—	
4211	Motor vehicle, motor vehicle pt & supply whsle . . . . .	952	7 931	32 483	69	24	20	11	10	4	—	—	—	—	
42111	Automobile & other motor vehicle whsle . . . . .	289	3 233	13 924	13	3	2	3	4	1	—	—	—	—	
421110	Automobile & other motor vehicle whsle . . . . .	289	3 233	13 924	13	3	2	3	4	1	—	—	—	—	
42112	Motor vehicle supplies & new parts whsle . . . . .	(E)	(D)	(D)	24	8	6	4	4	—	—	—	—	—	
42114	Motor vehicle parts (used) whsle . . . . .	328	2 552	8 694	26	10	9	4	—	3	—	—	—	—	
421140	Motor vehicle parts (used) whsle . . . . .	328	2 552	8 694	26	10	9	4	—	3	—	—	—	—	
4212	Furniture & home furnishing whsle . . . . .	347	3 307	13 982	37	21	4	8	3	1	—	—	—	—	
42121	Furniture whsle . . . . .	264	2 577	10 889	25	14	2	6	2	1	—	—	—	—	
421210	Furniture whsle . . . . .	264	2 577	10 889	25	14	2	6	2	1	—	—	—	—	
4213	Lumber & other construction materials whsle . . . . .	218	2 494	11 210	35	20	9	4	1	1	—	—	—	—	
42131	Lumber, plywood, millwork & wood panel whsle . . . . .	172	1 929	9 048	21	10	6	3	1	1	—	—	—	—	
421310	Lumber, plywood, millwork & wood panel whsle . . . . .	172	1 929	9 048	21	10	6	3	1	1	—	—	—	—	
4214	Professional & commercial equip & supp whsle . . . . .	1 634	21 258	93 475	122	65	22	14	11	6	4	—	—	—	
42142	Office equipment whsle . . . . .	417	3 297	16 004	16	3	3	3	5	1	1	—	—	—	
421420	Office equipment whsle . . . . .	417	3 297	16 004	16	3	3	3	5	1	1	—	—	—	
42143	Computer & peripheral equip & software whsle . . . . .	600	9 728	42 081	53	36	5	5	2	3	2	—	—	—	
421430	Computer & peripheral equip & software whsle . . . . .	600	9 728	42 081	53	36	5	5	2	3	2	—	—	—	
42144	Other commercial equipment whsle . . . . .	132	1 199	5 361	16	6	5	4	1	—	—	—	—	—	
421440	Other commercial equipment whsle . . . . .	132	1 199	5 361	16	6	5	4	1	—	—	—	—	—	
42145	Medical, dental, hospital equip & supp whsle . . . . .	308	5 116	21 430	19	10	5	1	1	1	1	—	—	—	
421450	Medical, dental, hospital equip & supp whsle . . . . .	308	5 116	21 430	19	10	5	1	1	1	1	—	—	—	
4215	Metal & mineral (except petroleum) whsle . . . . .	341	3 121	14 182	33	14	5	8	6	—	—	—	—	—	
42151	Metal service centers & offices whsle . . . . .	(E)	(D)	(D)	32	14	5	7	6	—	—	—	—	—	
4216	Electrical goods whsle . . . . .	1 481	19 619	95 789	120	63	21	18	10	5	3	—	—	—	
42161	Elec equip, wiring supp, const material whsle . . . . .	546	5 164	29 881	46	28	6	5	5	—	2	—	—	—	
421610	Elec equip, wiring supp, const material whsle . . . . .	546	5 164	29 881	46	28	6	5	5	—	2	—	—	—	
42169	Other electronic parts & equipment whsle . . . . .	837	13 013	59 475	61	29	12	10	4	5	1	—	—	—	
421690	Other electronic parts & equipment whsle . . . . .	837	13 013	59 475	61	29	12	10	4	5	1	—	—	—	
4217	Hardware, plumb & heating equip & sup whsle . . . . .	455	3 863	16 660	51	29	3	11	8	—	—	—	—	—	
42171	Hardware whsle . . . . .	324	2 804	12 460	31	16	2	6	7	—	—	—	—	—	
421710	Hardware whsle . . . . .	324	2 804	12 460	31	16	2	6	7	—	—	—	—	—	
42172	Plumbing & heating equipment & supplies whsle . . . . .	107	815	3 243	13	7	1	4	1	—	—	—	—	—	
421720	Plumbing & heating equipment & supplies whsle . . . . .	107	815	3 243	13	7	1	4	1	—	—	—	—	—	
4218	Machinery, equipment & supplies whsle . . . . .	2 602	28 783	126 057	209	105	47	28	19	6	2	2	—	—	
42181	Const & mining (exc petroleum) equip whsle . . . . .	535	6 519	32 667	18	5	4	4	3	1	—	1	—	—	
421810	Const & mining (exc petroleum) equip whsle . . . . .	535	6 519	32 667	18	5	4	4	3	1	—	1	—	—	
42182	Farm & garden machinery & equipment whsle . . . . .	(C)	(D)	(D)	7	3	1	1	1	—	—	—	—	—	
42183	Industrial machinery & equipment whsle . . . . .	943	10 225	43 130	116	62	30	12	10	1	1	—	—	—	
421830	Industrial machinery & equipment whsle . . . . .	943	10 225	43 130	116	62	30	12	10	1	1	—	—	—	
42184	Industrial supplies whsle . . . . .	717	8 793	35 935	39	18	9	6	2	2	1	1	—	—	
421840	Industrial supplies whsle . . . . .	717	8 793	35 935	39	18	9	6	2	2	1	1	—	—	

Note: Employment-size classes are indicated as follows: A—0 to 19; B—20 to 99; C—100 to 249; E—250 to 499; F—500 to 999; G—1,000 to 2,499; H—2,500 to 4,999; I—5,000 to 9,999; J—10,000 to 24,999; K—25,000 to 49,999; L—50,000 to 99,999; M—100,000 or more.

**Table 6. Counties—Employees, Payroll, and Establishments by Industry: 1999—Con.**

[Excludes most government employees, railroad employees, and self-employed persons. Size class 1 to 4 includes establishments with payroll, but no employees, during mid-March pay period. (D) denotes figures withheld to avoid disclosing data for individual companies; the data are included in broader industry totals. Detailed industries with 100 or more employees are shown if industry was not a (D). For explanation of terms, abbreviations, and data reliability/comparability, see introductory text]

NAICS code	Industry	Number of employees for week including March 12	Payroll (\$1,000)		Total number of establishments	Number of establishments by employment-size class									
			First quarter	Annual		1 to 4	5 to 9	10 to 19	20 to 49	50 to 99	100 to 249	250 to 499	500 to 999	1,000 or more	
<b>WORCESTER—Con.</b>															
<b>42</b>	<b>Wholesale trade—Con.</b>														
421	Wholesale trade, durable goods—Con.														
4218	Machinery, equipment & supplies whsle—Con.														
42185	Service establishment equip & supplies whsle	307	2 436	10 971	28	16	3	5	3	1	—	—	—	—	
421850	Service establishment equip & supplies whsle	307	2 436	10 971	28	16	3	5	3	1	—	—	—	—	
4219	Miscellaneous durable goods whsle	842	6 774	31 570	77	51	10	6	7	1	2	—	—	—	
42191	Sporting & recreational goods & supply whsle	310	3 008	14 969	16	7	3	1	4	—	1	—	—	—	
421910	Sporting & recreational goods & supply whsle	310	3 008	14 969	16	7	3	1	4	—	1	—	—	—	
42193	Recyclable material whsle	412	3 166	13 016	30	19	2	3	—	1	—	—	—	—	
421930	Recyclable material whsle	412	3 166	13 016	30	19	2	3	—	1	—	—	—	—	
42199	Other miscellaneous durable goods whsle	100	497	2 596	22	18	3	—	—	1	—	—	—	—	
421990	Other miscellaneous durable goods whsle	100	497	2 596	22	18	3	—	—	1	—	—	—	—	
422	Wholesale trade, nondurable goods	5 107	41 072	179 086	287	157	43	40	22	15	7	2	1	—	
4221	Paper & paper product whsle	700	8 440	34 691	41	20	7	6	3	4	1	—	—	—	
42211	Printing & writing paper whsle	114	1 414	5 628	5	2	2	—	—	—	—	—	—	—	
422110	Printing & writing paper whsle	114	1 414	5 628	5	2	2	—	—	—	—	—	—	—	
42212	Stationery & office supplies whsle	100	986	4 861	17	11	3	2	1	—	—	—	—	—	
422120	Stationery & office supplies whsle	100	986	4 861	17	11	3	2	1	—	—	—	—	—	
42213	Industrial & personal service paper whsle	486	6 040	24 202	19	7	2	4	2	4	—	—	—	—	
422130	Industrial & personal service paper whsle	486	6 040	24 202	19	7	2	4	2	4	—	—	—	—	
4222	Drugs & druggists' sundries whsle	1 146	6 593	28 996	11	5	1	1	1	1	—	1	1	—	
42221	Drugs & druggists' sundries whsle	1 146	6 593	28 996	11	5	1	1	1	1	—	1	1	—	
422210	Drugs & druggists' sundries whsle	1 146	6 593	28 996	11	5	1	1	1	1	—	1	1	—	
4223	Apparel, piece goods & notions whsle	178	1 200	6 055	19	14	3	—	1	—	1	—	—	—	
42232	Men's & boys' clothing & furnishings whsle	(C)	(D)	(D)	4	1	—	—	1	—	1	—	—	—	
4224	Grocery & related product whsle	1 109	8 855	38 847	72	31	16	11	8	4	2	—	—	—	
42241	General line grocery whsle	101	1 096	4 846	7	3	3	—	—	1	—	—	—	—	
422410	General line grocery whsle	101	1 096	4 846	7	3	3	—	—	1	—	—	—	—	
42245	Confectionery whsle	119	824	3 209	5	2	1	—	1	1	—	—	—	—	
422450	Confectionery whsle	119	824	3 209	5	2	1	—	1	1	—	—	—	—	
42248	Fresh fruit & vegetable whsle	148	776	3 586	11	4	4	—	2	1	—	—	—	—	
422480	Fresh fruit & vegetable whsle	148	776	3 586	11	4	4	—	2	1	—	—	—	—	
42249	Other grocery & related products whsle	593	5 144	22 767	32	16	3	6	4	1	2	—	—	—	
422490	Other grocery & related products whsle	593	5 144	22 767	32	16	3	6	4	1	2	—	—	—	
4226	Chemical & allied products whsle	619	6 590	29 690	61	39	8	7	3	3	1	—	—	—	
42261	Plastics materials & basic forms, shapes whsle	353	3 893	18 386	40	26	5	4	3	2	—	—	—	—	
422610	Plastics materials & basic forms, shapes whsle	353	3 893	18 386	40	26	5	4	3	2	—	—	—	—	
42269	Other chemical & allied products whsle	266	2 697	11 304	21	13	3	3	—	1	1	—	—	—	
422690	Other chemical & allied products whsle	266	2 697	11 304	21	13	3	3	—	1	1	—	—	—	
4227	Petroleum & petroleum products whsle	(C)	(D)	(D)	13	6	1	3	3	—	—	—	—	—	
4228	Beer, wine, distilled alcoholic beverage whsle	303	3 141	13 131	10	4	1	1	2	2	—	—	—	—	
42281	Beer & ale whsle	(C)	(D)	(D)	7	3	—	1	1	2	—	—	—	—	
4229	Miscellaneous nondurable goods whsle	918	4 879	21 656	58	36	6	11	1	1	2	1	—	—	
42292	Book, periodical & newspaper whsle	508	2 201	9 409	12	8	1	1	—	—	1	1	—	—	
422920	Book, periodical & newspaper whsle	508	2 201	9 409	12	8	1	1	—	—	1	1	—	—	
42294	Tobacco & tobacco product whsle	(C)	(D)	(D)	2	—	1	—	—	—	1	—	—	—	
42299	Other miscellaneous nondurable goods whsle	172	1 151	4 959	27	20	—	5	1	1	—	—	—	—	
422990	Other miscellaneous nondurable goods whsle	172	1 151	4 959	27	20	—	5	1	1	—	—	—	—	
<b>44-45</b>	<b>Retail trade</b>	<b>36 978</b>	<b>161 847</b>	<b>723 218</b>	<b>2 748</b>	<b>1 196</b>	<b>790</b>	<b>396</b>	<b>219</b>	<b>81</b>	<b>53</b>	<b>13</b>	—	—	
441	Motor vehicle & parts dealers	4 505	31 815	149 864	358	147	86	58	45	21	1	—	—	—	
4411	Automobile dealers	2 896	22 884	108 633	160	75	15	18	31	20	1	—	—	—	
44111	New car dealers	2 571	20 983	99 172	80	14	4	14	27	20	1	—	—	—	
441110	New car dealers	2 571	20 983	99 172	80	14	4	14	27	20	1	—	—	—	
44112	Used car dealers	325	1 901	9 461	80	61	11	4	4	—	—	—	—	—	
441120	Used car dealers	325	1 901	9 461	80	61	11	4	4	—	—	—	—	—	
4412	Other motor vehicle dealers	250	1 575	8 321	30	15	5	5	5	—	—	—	—	—	
44122	Motorcycle & boat & other MV dealers	184	1 209	6 208	23	13	2	4	4	—	—	—	—	—	
4413	Automotive parts, accessories & tire stores	1 359	7 356	32 910	168	57	66	35	9	1	—	—	—	—	
44131	Automotive parts, accessories & tire stores	896	4 514	20 060	122	46	45	26	5	—	—	—	—	—	
441310	Automotive parts, accessories & tire stores	896	4 514	20 060	122	46	45	26	5	—	—	—	—	—	
44132	Tire dealers	463	2 842	12 850	46	11	21	9	4	1	—	—	—	—	
441320	Tire dealers	463	2 842	12 850	46	11	21	9	4	1	—	—	—	—	
442	Furniture & home furnishing stores	1 309	7 344	32 059	126	62	31	19	10	2	2	—	—	—	
4421	Furniture stores	746	4 971	21 426	54	20	13	12	7	1	1	—	—	—	
44211	Furniture stores	746	4 971	21 426	54	20	13	12	7	1	1	—	—	—	
442110	Furniture stores	746	4 971	21 426	54	20	13	12	7	1	1	—	—	—	
4422	Home furnishings stores	563	2 373	10 633	72	42	18	7	3	1	1	—	—	—	
44221	Floor covering stores	192	1 142	5 285	43	29	11	1	2	—	—	—	—	—	
442210	Floor covering stores	192	1 142	5 285	43	29	11	1	2	—	—	—	—	—	
44229	Other home furnishings stores	371	1 231	5 348	29	13	7	6	1	1	1	—	—	—	
442299	All other home furnishings stores	344	1 162	5 053	26	12	7	4	1	1	1	—	—	—	
443	Electronics & appliance stores	685	5 318	23 312	105	53	40	6	4	2	—	—	—	—	
4431	Electronics & appliance stores	685	5 318	23 312	105	53	40	6	4	2	—	—	—	—	
44311	Appliance, TV & all other electronics stores	440	3 016	11 241	61	30	23	4	2	2	—	—	—	—	
443111	Household appliance stores	194	1 522	5 966	22	13	4	2	2	1	—	—	—	—	
443112	Radio, television & other electronics stores	246	1 494	5 275	39	17	19	2	—	1	—	—	—	—	
44312	Computer & software stores	213	2 185	11 527	37	20	13	2	2	—	—	—	—	—	
443120	Computer & software stores	213	2 185	11 527	37	20	13	2	2	—	—	—	—	—	

Note: Employment-size classes are indicated as follows: A—0 to 19; B—20 to 99; C—100 to 249; E—250 to 499; F—500 to 999; G—1,000 to 2,499; H—2,500 to 4,999; I—5,000 to 9,999; J—10,000 to 24,999; K—25,000 to 49,999; L—50,000 to 99,999; M—100,000 or more.

**Table 6. Counties—Employees, Payroll, and Establishments by Industry: 1999—Con.**

[Excludes most government employees, railroad employees, and self-employed persons. Size class 1 to 4 includes establishments with payroll, but no employees, during mid-March pay period. (D) denotes figures withheld to avoid disclosing data for individual companies; the data are included in broader industry totals. Detailed industries with 100 or more employees are shown if industry was not a (D). For explanation of terms, abbreviations, and data reliability/comparability, see introductory text]

NAICS code	Industry	Number of employees for week including March 12	Payroll (\$1,000)		Total number of establishments	Number of establishments by employment-size class									
			First quarter	Annual		1 to 4	5 to 9	10 to 19	20 to 49	50 to 99	100 to 249	250 to 499	500 to 999	1,000 or more	
<b>WORCESTER—Con.</b>															
<b>44-45 Retail trade—Con.</b>															
444	Bldg material & garden equip & supp dealers . . . . .	2 853	16 533	79 940	243	107	66	40	23	3	3	1	—	—	
4441	Building material & supplies dealers . . . . .	2 633	15 215	72 632	199	75	58	37	23	2	3	1	—	—	
44411	Home centers . . . . .	977	3 878	19 529	15	2	1	6	1	1	3	1	—	—	
444110	Home centers . . . . .	977	3 878	19 529	15	2	1	6	1	1	3	1	—	—	
44412	Paint & wallpaper stores . . . . .	121	689	2 905	28	19	6	3	—	—	—	—	—	—	
444120	Paint & wallpaper stores . . . . .	121	689	2 905	28	19	6	3	—	—	—	—	—	—	
44413	Hardware stores . . . . .	270	1 085	4 612	36	14	14	6	2	—	—	—	—	—	
444130	Hardware stores . . . . .	270	1 085	4 612	36	14	14	6	2	—	—	—	—	—	
44419	Other building material dealers . . . . .	1 265	9 563	45 586	120	40	37	22	20	1	—	—	—	—	
444190	Other building material dealers . . . . .	1 265	9 563	45 586	120	40	37	22	20	1	—	—	—	—	
4442	Lawn & garden equip & supplies stores . . . . .	220	1 318	7 308	44	32	8	3	—	1	—	—	—	—	
44422	Nursery & garden centers . . . . .	152	1 009	5 757	24	17	4	2	—	1	—	—	—	—	
444220	Nursery & garden centers . . . . .	152	1 009	5 757	24	17	4	2	—	1	—	—	—	—	
445	Food & beverage stores . . . . .	9 931	32 901	142 744	478	219	135	44	30	13	32	5	—	—	
4451	Grocery stores . . . . .	8 598	28 148	122 142	269	106	76	23	16	11	32	5	—	—	
44511	Grocery (except convenience) stores . . . . .	7 866	26 022	112 518	129	40	17	10	14	11	32	5	—	—	
445110	Grocery (except convenience) stores . . . . .	7 866	26 022	112 518	129	40	17	10	14	11	32	5	—	—	
44512	Convenience stores . . . . .	732	2 126	9 624	140	66	59	13	2	—	—	—	—	—	
445120	Convenience stores . . . . .	732	2 126	9 624	140	66	59	13	2	—	—	—	—	—	
4452	Specialty food stores . . . . .	434	1 850	7 864	59	33	9	10	6	1	—	—	—	—	
44523	Fruit & vegetable markets . . . . .	114	257	1 360	10	4	1	2	3	—	—	—	—	—	
445230	Fruit & vegetable markets . . . . .	114	257	1 360	10	4	1	2	3	—	—	—	—	—	
44529	Other specialty food stores . . . . .	229	1 317	5 248	31	18	4	6	2	1	—	—	—	—	
445291	Baked goods stores . . . . .	145	1 150	4 410	15	9	—	4	1	1	—	—	—	—	
4453	Beer, wine & liquor stores . . . . .	899	2 903	12 738	150	80	50	11	8	1	—	—	—	—	
44531	Beer, wine & liquor stores . . . . .	899	2 903	12 738	150	80	50	11	8	1	—	—	—	—	
445310	Beer, wine & liquor stores . . . . .	899	2 903	12 738	150	80	50	11	8	1	—	—	—	—	
446	Health & personal care stores . . . . .	3 045	13 075	55 483	196	60	48	47	31	8	1	1	—	—	
4461	Health & personal care stores . . . . .	3 045	13 075	55 483	196	60	48	47	31	8	1	1	—	—	
44611	Pharmacies & drug stores . . . . .	2 587	11 260	47 820	104	8	16	40	30	8	1	1	—	—	
446110	Pharmacies & drug stores . . . . .	2 587	11 260	47 820	104	8	16	40	30	8	1	1	—	—	
44612	Cosmetics, beauty supplies & perfume stores . . . . .	119	350	1 505	22	13	6	3	—	—	—	—	—	—	
446120	Cosmetics, beauty supplies & perfume stores . . . . .	119	350	1 505	22	13	6	3	—	—	—	—	—	—	
44613	Optical goods stores . . . . .	157	786	3 242	37	23	12	2	—	—	—	—	—	—	
446130	Optical goods stores . . . . .	157	786	3 242	37	23	12	2	—	—	—	—	—	—	
44619	Other health & personal care stores . . . . .	182	679	2 916	33	16	14	2	1	—	—	—	—	—	
446191	Food (health) supplement stores . . . . .	103	307	1 435	17	8	7	1	1	—	—	—	—	—	
447	Gasoline stations . . . . .	2 191	7 679	33 861	280	107	113	50	7	2	—	—	—	—	
4471	Gasoline stations . . . . .	2 191	7 679	33 861	280	107	113	50	7	2	—	—	—	—	
44711	Gasoline stations with convenience stores . . . . .	1 275	4 390	18 933	132	33	64	30	4	—	—	1	—	—	
447110	Gasoline stations with convenience stores . . . . .	1 275	4 390	18 933	132	33	64	30	4	—	—	1	—	—	
44719	Other gasoline stations . . . . .	916	3 289	14 928	148	74	49	20	3	2	—	—	—	—	
447190	Other gasoline stations . . . . .	916	3 289	14 928	148	74	49	20	3	2	—	—	—	—	
448	Clothing & clothing accessories stores . . . . .	3 170	9 643	42 448	309	118	104	58	20	7	2	—	—	—	
4481	Clothing stores . . . . .	2 500	6 964	30 587	187	54	60	46	18	7	2	—	—	—	
44811	Men's clothing stores . . . . .	378	1 178	5 417	28	9	9	5	3	2	—	—	—	—	
448110	Men's clothing stores . . . . .	378	1 178	5 417	28	9	9	5	3	2	—	—	—	—	
44812	Women's clothing stores . . . . .	776	2 052	8 747	78	18	32	21	7	—	—	—	—	—	
448120	Women's clothing stores . . . . .	776	2 052	8 747	78	18	32	21	7	—	—	—	—	—	
44813	Children's & infants' clothing stores . . . . .	203	591	2 041	13	5	2	4	1	1	—	—	—	—	
448130	Children's & infants' clothing stores . . . . .	203	591	2 041	13	5	2	4	1	1	—	—	—	—	
44814	Family clothing stores . . . . .	956	2 668	12 146	38	11	6	8	7	4	2	—	—	—	
448140	Family clothing stores . . . . .	956	2 668	12 146	38	11	6	8	7	4	2	—	—	—	
44819	Other clothing stores . . . . .	120	311	1 499	20	9	5	6	—	—	—	—	—	—	
448190	Other clothing stores . . . . .	120	311	1 499	20	9	5	6	—	—	—	—	—	—	
4482	Shoe stores . . . . .	347	1 127	4 955	64	33	24	6	1	—	—	—	—	—	
44821	Shoe stores . . . . .	347	1 127	4 955	64	33	24	6	1	—	—	—	—	—	
448210	Shoe stores . . . . .	347	1 127	4 955	64	33	24	6	1	—	—	—	—	—	
4483	Jewelry, luggage & leather goods stores . . . . .	323	1 552	6 906	58	31	20	6	1	—	—	—	—	—	
44831	Jewelry stores . . . . .	(E)	(D)	(D)	56	29	20	6	1	—	—	—	—	—	
451	Sporting goods, hobby, book & music stores . . . . .	1 241	4 830	21 052	139	66	40	21	8	3	1	—	—	—	
4511	Sporting goods, hobby, musical instrument stores . . . . .	749	2 358	10 519	90	46	23	13	5	3	—	—	—	—	
45111	Sporting goods stores . . . . .	325	1 216	5 254	53	33	11	6	2	1	—	—	—	—	
451110	Sporting goods stores . . . . .	325	1 216	5 254	53	33	11	6	2	1	—	—	—	—	
45112	Hobby, toy & game stores . . . . .	295	733	3 525	21	9	4	4	2	2	—	—	—	—	
451120	Hobby, toy & game stores . . . . .	295	733	3 525	21	9	4	4	2	2	—	—	—	—	
4512	Book, periodical & music stores . . . . .	492	2 472	10 533	49	20	17	8	3	—	1	—	—	—	
45121	Book stores & news dealers . . . . .	337	2 085	8 805	35	18	12	2	2	—	1	—	—	—	
451211	Book stores . . . . .	317	2 016	8 511	29	13	11	2	2	—	1	—	—	—	
45122	Prerecorded tape, CD & record stores . . . . .	155	387	1 728	14	2	5	6	1	—	—	—	—	—	
451220	Prerecorded tape, CD & record stores . . . . .	155	387	1 728	14	2	5	6	1	—	—	—	—	—	
452	General merchandise stores . . . . .	4 783	16 298	69 128	80	26	14	4	6	15	10	5	—	—	
4521	Department stores . . . . .	3 661	12 558	54 362	26	1	—	—	2	12	6	5	—	—	
45211	Department stores . . . . .	3 661	12 558	54 362	26	1	—	—	2	12	6	5	—	—	
452110	Department stores . . . . .	3 661	12 558	54 362	26	1	—	—	2	12	6	5	—	—	
4529	Other general merchandise stores . . . . .	1 122	3 740	14 766	54	25	14	4	4	3	4	—	—	—	
45291	Warehouse clubs & superstores . . . . .	(F)	(D)	(D)	4	—	—	—	—	1	3	—	—	—	
45299	All other general merchandise stores . . . . .	(F)	(D)	(D)	50	25	14	4	4	2	1	—	—	—	

Note: Employment-size classes are indicated as follows: A—0 to 19; B—20 to 99; C—100 to 249; E—250 to 499; F—500 to 999; G—1,000 to 2,499; H—2,500 to 4,999; I—5,000 to 9,999; J—10,000 to 24,999; K—25,000 to 49,999; L—50,000 to 99,999; M—100,000 or more.

**Table 6. Counties—Employees, Payroll, and Establishments by Industry: 1999—Con.**

[Excludes most government employees, railroad employees, and self-employed persons. Size class 1 to 4 includes establishments with payroll, but no employees, during mid-March pay period. (D) denotes figures withheld to avoid disclosing data for individual companies; the data are included in broader industry totals. Detailed industries with 100 or more employees are shown if industry was not a (D). For explanation of terms, abbreviations, and data reliability/comparability, see introductory text]

NAICS code	Industry	Number of employees for week including March 12	Payroll (\$1,000)		Total number of establishments	Number of establishments by employment-size class																					
			First quarter	Annual		1 to 4	5 to 9	10 to 19	20 to 49	50 to 99	100 to 249	250 to 499	500 to 999	1,000 or more													
<b>WORCESTER—Con.</b>																											
<b>44-45 Retail trade—Con.</b>																											
453	Miscellaneous store retailers	1 809	5 872	28 414	295	175	73	28	16	3	—	—	—	—	—	—	—										
4531	Florists	305	1 034	4 520	73	44	23	5	1	—	—	—	—	—	—	—	—										
45311	Florists	305	1 034	4 520	73	44	23	5	1	—	—	—	—	—	—	—	—										
453110	Florists	305	1 034	4 520	73	44	23	5	1	—	—	—	—	—	—	—	—										
4532	Office supplies, stationery & gift stores	801	2 492	10 773	90	43	25	9	11	2	—	—	—	—	—	—	—										
45321	Office supplies & stationery stores	262	1 216	4 989	17	9	2	1	3	2	—	—	—	—	—	—	—										
453210	Office supplies & stationery stores	262	1 216	4 989	17	9	2	1	3	2	—	—	—	—	—	—	—										
45322	Gift, novelty & souvenir stores	539	1 276	5 784	73	34	23	8	8	—	—	—	—	—	—	—	—										
453220	Gift, novelty & souvenir stores	539	1 276	5 784	73	34	23	8	8	—	—	—	—	—	—	—	—										
4533	Used merchandise stores	203	552	2 717	41	26	9	6	—	—	—	—	—	—	—	—	—										
45331	Used merchandise stores	203	552	2 717	41	26	9	6	—	—	—	—	—	—	—	—	—										
453310	Used merchandise stores	203	552	2 717	41	26	9	6	—	—	—	—	—	—	—	—	—										
4539	Other miscellaneous store retailers	500	1 794	10 404	91	62	16	8	4	1	—	—	—	—	—	—	—										
45391	Pet & pet supplies stores	127	364	1 478	15	7	4	2	2	—	—	—	—	—	—	—	—										
453910	Pet & pet supplies stores	127	364	1 478	15	7	4	2	2	—	—	—	—	—	—	—	—										
45399	All other miscellaneous store retailers	342	1 346	8 524	69	51	10	5	2	1	—	—	—	—	—	—	—										
453998	All other misc store retailers (exc tobacco)	328	1 288	8 278	63	45	10	5	2	1	—	—	—	—	—	—	—										
454	Nonstore retailers	1 456	10 539	44 913	139	56	40	21	19	2	1	—	—	—	—	—	—										
4542	Vending machine operators	183	1 072	4 888	15	6	4	2	2	1	—	—	—	—	—	—	—										
45421	Vending machine operators	183	1 072	4 888	15	6	4	2	2	1	—	—	—	—	—	—	—										
454210	Vending machine operators	183	1 072	4 888	15	6	4	2	2	1	—	—	—	—	—	—	—										
4543	Direct selling establishments	1 194	9 115	38 346	108	41	31	17	17	1	1	—	—	—	—	—	—										
45431	Fuel dealers	841	6 903	28 116	82	29	27	12	13	1	—	—	—	—	—	—	—										
454311	Heating oil dealers	692	5 651	23 324	71	25	24	12	9	1	—	—	—	—	—	—	—										
45439	Other direct selling establishments	353	2 212	10 230	26	12	4	5	4	—	1	—	—	—	—	—	—										
454390	Other direct selling establishments	353	2 212	10 230	26	12	4	5	4	—	1	—	—	—	—	—	—										
<b>48-49</b>	<b>Transportation &amp; warehousing</b>	<b>5 972</b>	<b>36 300</b>	<b>164 077</b>	<b>393</b>	<b>208</b>	<b>58</b>	<b>50</b>	<b>35</b>	<b>34</b>	<b>8</b>	—	—	—	—	—	—										
484	Truck transportation	2 231	18 577	86 120	216	132	31	25	14	12	2	—	—	—	—	—	—										
4841	General freight trucking	1 416	12 057	54 663	106	58	17	11	9	10	1	—	—	—	—	—	—										
48411	General freight trucking, local	358	2 419	11 536	51	34	8	5	3	1	—	—	—	—	—	—	—										
484110	General freight trucking, local	358	2 419	11 536	51	34	8	5	3	1	—	—	—	—	—	—	—										
48412	General freight trucking, long-distance	1 058	9 638	43 127	55	24	9	6	6	9	1	—	—	—	—	—	—										
484121	General freight trucking, long-distance, TL	283	2 580	11 431	36	22	5	6	2	1	—	—	—	—	—	—	—										
484122	General freight trucking, long-distance, LTL	775	7 058	31 696	19	2	4	—	4	8	1	—	—	—	—	—	—										
4842	Specialized freight trucking	815	6 520	31 457	110	74	14	14	5	2	1	—	—	—	—	—	—										
48421	Used household & office goods moving	146	931	4 248	20	11	2	6	1	—	—	—	—	—	—	—	—										
484210	Used household & office goods moving	146	931	4 248	20	11	2	6	1	—	—	—	—	—	—	—	—										
48422	Specialized freight (exc used) trucking, local	249	1 709	8 507	66	52	8	4	1	1	—	—	—	—	—	—	—										
484220	Specialized freight (exc used) trucking, local	249	1 709	8 507	66	52	8	4	1	1	—	—	—	—	—	—	—										
48423	Specialized freight (exc used) trucking, LDist	420	3 880	18 702	24	11	4	4	3	1	1	—	—	—	—	—	—										
484230	Specialized freight (exc used) trucking, LDist	420	3 880	18 702	24	11	4	4	3	1	1	—	—	—	—	—	—										
485	Transit & ground passenger transportation	2 445	9 198	39 851	85	30	14	12	9	15	5	—	—	—	—	—	—										
4851	Urban transit systems	(E)	(D)	(D)	3	—	—	2	—	—	1	—	—	—	—	—	—										
48511	Urban transit systems	(E)	(D)	(D)	3	—	—	2	—	—	1	—	—	—	—	—	—										
4853	Taxi & limousine service	(C)	(D)	(D)	35	20	10	3	1	1	—	—	—	—	—	—	—										
48532	Limousine service	107	281	1 416	15	9	3	2	—	1	—	—	—	—	—	—	—										
485320	Limousine service	107	281	1 416	15	9	3	2	—	1	—	—	—	—	—	—	—										
4854	School & employee bus transportation	1 303	4 366	17 388	23	4	—	3	5	7	4	—	—	—	—	—	—										
48541	School & employee bus transportation	1 303	4 366	17 388	23	4	—	3	5	7	4	—	—	—	—	—	—										
485410	School & employee bus transportation	1 303	4 366	17 388	23	4	—	3	5	7	4	—	—	—	—	—	—										
4855	Charter bus industry	169	832	4 620	6	2	1	—	1	2	—	—	—	—	—	—	—										
48551	Charter bus industry	169	832	4 620	6	2	1	—	1	2	—	—	—	—	—	—	—										
485510	Charter bus industry	169	832	4 620	6	2	1	—	1	2	—	—	—	—	—	—	—										
4859	Oth transit & ground passenger transportation	516	1 804	7 654	18	4	3	4	2	5	—	—	—	—	—	—	—										
48599	Oth transit & ground passenger transportation	516	1 804	7 654	18	4	3	4	2	5	—	—	—	—	—	—	—										
485991	Special needs transportation	332	1 330	5 773	15	4	3	4	2	3	—	—	—	—	—	—	—										
485999	All other transit & ground passenger trans..	184	474	1 881	3	—	—	1	—	2	—	—	—	—	—	—	—										
488	Transportation support activities	413	3 125	13 749	40	19	8	8	3	2	—	—	—	—	—	—	—										
4882	Rail transportation support activities	115	802	3 810	4	1	—	1	1	1	—	—	—	—	—	—	—										
48821	Rail transportation support activities	115	802	3 810	4	1	—	1	1	1	—	—	—	—	—	—	—										
488210	Rail transportation support activities	115	802	3 810	4	1	—	1	1	1	—	—	—	—	—	—	—										
4885	Freight transportation arrangement	163	1 709	7 406	14	6	3	3	1	1	—	—	—	—	—	—	—										
48851	Freight transportation arrangement	163	1 709	7 406	14	6	3	3	1	1	—	—	—	—	—	—	—										
488510	Freight transportation arrangement	163	1 709	7 406	14	6	3	3	1	1	—	—	—	—	—	—	—										
492	Couriers & messengers	540	3 010	13 383	22	6	4	3	6	2	1	—	—	—	—	—	—										
4921	Couriers	382	2 527	11 009	12	3	2	1	4	1	1	—	—	—	—	—	—										
49211	Couriers	382	2 527	11 009	12	3	2	1	4	1	1	—	—	—	—	—	—										
492110	Couriers	382	2 527	11 009	12	3	2	1	4	1	1	—	—	—	—	—	—										
4922	Local messengers & local delivery	158	483	2 374	10	3	2	2	2	1	—	—	—	—	—	—	—										
49221	Local messengers & local delivery	158	483	2 374	10	3	2	2	2	1	—	—	—	—	—	—	—										
492210	Local messengers & local delivery	158	483	2 374	10	3	2	2	2	1	—	—	—	—	—	—	—										
493	Warehousing & storage	(E)	(D)	(D)	21	12	1	2	3	3	—	—	—	—	—	—	—										
4931	Warehousing & storage	(E)	(D)	(D)	21	12	1	2	3	3	—	—	—	—	—	—	—										
49311	General warehousing & storage	(E)	(D)	(D)	16	9	1	2	3	2	—	—	—	—	—	—	—										

Note: Employment-size classes are indicated as follows: A—0 to 19; B—20 to 99; C—100 to 249; E—250 to 499; F—500 to 999; G—1,000 to 2,499; H—2,500 to 4,999; I—5,000 to 9,999; J—10,000 to 24,999; K—25,000 to 49,999; L—50,000 to 99,999; M—100,000 or more.

**Table 6. Counties—Employees, Payroll, and Establishments by Industry: 1999—Con.**

[Excludes most government employees, railroad employees, and self-employed persons. Size class 1 to 4 includes establishments with payroll, but no employees, during mid-March pay period. (D) denotes figures withheld to avoid disclosing data for individual companies; the data are included in broader industry totals. Detailed industries with 100 or more employees are shown if industry was not a (D). For explanation of terms, abbreviations, and data reliability/comparability, see introductory text]

NAICS code	Industry	Number of employees for week including March 12	Payroll (\$1,000)		Total number of establishments	Number of establishments by employment-size class									
			First quarter	Annual		1 to 4	5 to 9	10 to 19	20 to 49	50 to 99	100 to 249	250 to 499	500 to 999	1,000 or more	
<b>WORCESTER—Con.</b>															
<b>51</b>	<b>Information</b>	<b>6 300</b>	<b>68 120</b>	<b>304 352</b>	<b>244</b>	<b>131</b>	<b>26</b>	<b>31</b>	<b>30</b>	<b>9</b>	<b>13</b>	<b>3</b>	<b>1</b>	<b>—</b>	
511	Publishing industries	2 670	36 787	164 585	78	41	10	6	11	4	4	1	1	—	
5111	Newspaper, periodical, book, database publishers	1 386	10 413	44 668	35	17	5	3	5	3	1	—	1	—	
51111	Newspaper publishers	1 201	8 040	35 764	17	5	2	3	2	1	—	1	—	—	
511110	Newspaper publishers	1 201	8 040	35 764	17	5	2	3	2	1	—	1	—	—	
51112	Periodical publishers	123	1 466	6 512	10	6	—	1	1	—	—	—	—	—	
511120	Periodical publishers	123	1 466	6 512	10	6	—	1	1	—	—	—	—	—	
5112	Software publishers	1 284	26 374	119 917	43	24	5	3	6	1	3	1	—	—	
51121	Software publishers	1 284	26 374	119 917	43	24	5	3	6	1	3	1	—	—	
511210	Software publishers	1 284	26 374	119 917	43	24	5	3	6	1	3	1	—	—	
512	Motion picture & sound recording industries	306	709	3 246	24	13	1	4	5	1	—	—	—	—	
5121	Motion picture & video industries	(E)	(D)	(D)	22	12	1	3	5	1	—	—	—	—	
51213	Motion picture & video exhibition	269	570	2 586	15	6	1	2	5	1	—	—	—	—	
512131	Motion picture theaters (except drive-ins)	269	570	2 496	11	2	1	2	5	1	—	—	—	—	
513	Broadcasting & telecommunications	2 894	27 710	123 923	101	49	14	13	11	4	8	2	—	—	
5131	Radio & television broadcasting	(C)	(D)	(D)	18	8	5	3	2	—	—	—	—	—	
51311	Radio broadcasting	(C)	(D)	(D)	15	6	4	3	2	—	—	—	—	—	
513112	Radio stations	139	948	4 334	13	6	2	3	2	—	—	—	—	—	
5132	Cable networks & program distribution	(E)	(D)	(D)	12	6	2	1	2	—	—	1	—	—	
51322	Cable & other program distribution	342	2 630	15 152	10	5	2	—	2	—	—	1	—	—	
513220	Cable & other program distribution	342	2 630	15 152	10	5	2	—	2	—	—	1	—	—	
5133	Telecommunications	2 372	23 684	101 628	71	35	7	9	7	4	8	1	—	—	
51331	Wired telecommunications carriers	(G)	(D)	(D)	46	23	4	5	5	3	5	1	—	—	
51332	Wireless telecom carriers (exc satellite)	559	5 834	24 384	19	10	1	3	2	1	2	—	—	—	
51339	Other telecommunications	(C)	(D)	(D)	2	1	—	—	—	—	1	—	—	—	
514	Information & data processing services	430	2 914	12 598	41	28	1	8	3	—	1	—	—	—	
5142	Data processing services	353	2 377	9 632	23	15	1	3	3	—	1	—	—	—	
51421	Data processing services	353	2 377	9 632	23	15	1	3	3	—	1	—	—	—	
514210	Data processing services	353	2 377	9 632	23	15	1	3	3	—	1	—	—	—	
<b>52</b>	<b>Finance &amp; insurance</b>	<b>18 176</b>	<b>169 212</b>	<b>699 483</b>	<b>800</b>	<b>360</b>	<b>217</b>	<b>131</b>	<b>54</b>	<b>28</b>	<b>4</b>	<b>1</b>	<b>2</b>	<b>3</b>	
522	Credit intermediation & related activities	4 528	38 504	151 138	337	74	122	88	33	19	1	—	—	—	
5221	Depository credit intermediation	3 653	28 317	112 842	256	33	102	81	25	14	1	—	—	—	
52211	Commercial banking	1 447	12 750	48 996	110	8	51	38	7	6	—	—	—	—	
522110	Commercial banking	1 447	12 750	48 996	110	8	51	38	7	6	—	—	—	—	
52212	Savings institutions	1 351	9 959	40 383	87	10	32	30	10	5	—	—	—	—	
522120	Savings institutions	1 351	9 959	40 383	87	10	32	30	10	5	—	—	—	—	
52213	Credit unions	855	5 608	23 463	59	15	19	13	8	3	1	—	—	—	
522130	Credit unions	855	5 608	23 463	59	15	19	13	8	3	1	—	—	—	
5222	Nondepository credit intermediation	687	8 481	29 980	57	28	14	5	5	5	—	—	—	—	
52222	Sales financing	341	3 973	13 521	12	5	—	1	2	4	—	—	—	—	
522220	Sales financing	341	3 973	13 521	12	5	—	1	2	4	—	—	—	—	
52229	Other nondepository credit intermediation	346	4 508	16 459	45	23	14	4	3	1	—	—	—	—	
522292	Real estate credit	227	3 200	11 053	34	17	12	2	3	—	—	—	—	—	
5223	Activities related to credit intermediation	188	1 706	8 316	24	13	6	2	3	—	—	—	—	—	
523	Security, commodity contracts & like activity	773	13 302	50 334	107	78	14	6	5	3	1	—	—	—	
5231	Secrty & comdty contracts intermed & brokerage	434	8 598	33 976	38	25	5	1	4	3	—	—	—	—	
52312	Securities brokerage	324	6 717	25 922	28	18	4	1	3	2	—	—	—	—	
523120	Securities brokerage	324	6 717	25 922	28	18	4	1	3	2	—	—	—	—	
5239	Other financial investment activities	339	4 704	16 358	69	53	9	5	1	—	1	—	—	—	
52392	Portfolio management	194	2 920	8 960	32	27	3	1	—	—	1	—	—	—	
523920	Portfolio management	194	2 920	8 960	32	27	3	1	—	—	1	—	—	—	
524	Insurance carriers & related activities	12 866	117 344	497 764	353	205	81	37	16	6	2	1	2	3	
5241	Insurance carriers	11 252	104 014	435 038	57	16	15	8	5	5	2	1	2	3	
52411	Direct life, health, medical insurance carriers	8 952	81 086	335 320	28	11	4	3	2	3	1	—	2	2	
52412	Other direct insurance carriers	(G)	(D)	(D)	26	4	10	4	3	2	1	1	—	1	
5242	Agencies & other insurance related activities	1 614	13 330	62 726	296	189	66	29	11	1	—	—	—	—	
52421	Insurance agencies & brokerages	1 400	11 703	55 724	270	171	62	28	9	—	—	—	—	—	
524210	Insurance agencies & brokerages	1 400	11 703	55 724	270	171	62	28	9	—	—	—	—	—	
52429	Other insurance related activities	214	1 627	7 002	26	18	4	1	2	1	—	—	—	—	
524292	Insurance & pension funds, third party admin	170	1 248	5 304	11	6	1	1	2	1	—	—	—	—	
<b>53</b>	<b>Real estate &amp; rental &amp; leasing</b>	<b>3 030</b>	<b>19 289</b>	<b>86 340</b>	<b>526</b>	<b>352</b>	<b>117</b>	<b>39</b>	<b>14</b>	<b>3</b>	<b>—</b>	<b>—</b>	<b>1</b>	<b>—</b>	
531	Real estate	(G)	(D)	(D)	359	279	55	17	7	1	—	—	—	—	
5311	Lessors of real estate	574	3 127	15 107	145	107	26	8	4	—	—	—	—	—	
53111	Lessors of residential buildings & dwellings	402	2 173	9 949	78	49	20	6	3	—	—	—	—	—	
531110	Lessors of residential buildings & dwellings	402	2 173	9 949	78	49	20	6	3	—	—	—	—	—	
53112	Lessors of nonres bldg (exc miniwarehouses)	125	706	3 682	48	40	6	2	—	—	—	—	—	—	
531120	Lessors of nonres bldg (exc miniwarehouses)	125	706	3 682	48	40	6	2	—	—	—	—	—	—	
5312	Offices of real estate agents & brokers	268	1 434	7 105	112	100	8	3	1	—	—	—	—	—	
53121	Offices of real estate agents & brokers	268	1 434	7 105	112	100	8	3	1	—	—	—	—	—	
531210	Offices of real estate agents & brokers	268	1 434	7 105	112	100	8	3	1	—	—	—	—	—	
5313	Activities related to real estate	(E)	(D)	(D)	102	72	21	6	2	1	—	—	—	—	
53131	Real estate property managers	253	1 365	5 732	58	40	11	5	2	—	—	—	—	—	
531311	Residential property managers	100	639	2 439	34	26	6	2	—	—	—	—	—	—	
531312	Nonresidential property managers	153	726	3 293	24	14	5	3	2	—	—	—	—	—	
53132	Offices of real estate appraisers	188	1 336	6 391	26	16	8	1	—	1	—	—	—	—	
531320	Offices of real estate appraisers	188	1 336	6 391	26	16	8	1	—	1	—	—	—	—	

Note: Employment-size classes are indicated as follows: A—0 to 19; B—20 to 99; C—100 to 249; E—250 to 499; F—500 to 999; G—1,000 to 2,499; H—2,500 to 4,999; I—5,000 to 9,999; J—10,000 to 24,999; K—25,000 to 49,999; L—50,000 to 99,999; M—100,000 or more.

**Table 6. Counties—Employees, Payroll, and Establishments by Industry: 1999—Con.**

[Excludes most government employees, railroad employees, and self-employed persons. Size class 1 to 4 includes establishments with payroll, but no employees, during mid-March pay period. (D) denotes figures withheld to avoid disclosing data for individual companies; the data are included in broader industry totals. Detailed industries with 100 or more employees are shown if industry was not a (D). For explanation of terms, abbreviations, and data reliability/comparability, see introductory text]

NAICS code	Industry	Number of employees for week including March 12	Payroll (\$1,000)		Total number of establishments	Number of establishments by employment-size class									
			First quarter	Annual		1 to 4	5 to 9	10 to 19	20 to 49	50 to 99	100 to 249	250 to 499	500 to 999	1,000 or more	
<b>WORCESTER—Con.</b>															
<b>53</b>	<b>Real estate &amp; rental &amp; leasing—Con.</b>														
532	Rental & leasing services .....	1 704	11 765	50 863	165	72	61	22	7	2	—	—	—	1	
5321	Automotive equipment rental & leasing .....	742	6 833	30 066	25	12	7	3	2	—	—	—	—	1	
53212	Truck, utility trailer & RV rental & leasing .....	700	6 320	28 019	17	8	4	2	2	—	—	—	—	1	
532120	Truck, utility trailer & RV rental & leasing .....	700	6 320	28 019	17	8	4	2	2	—	—	—	—	1	
5322	Consumer goods rental .....	612	2 091	9 136	93	35	39	16	3	—	—	—	—	—	
53223	Video tape & disc rental .....	402	906	3 660	65	24	30	10	1	—	—	—	—	—	
532230	Video tape & disc rental .....	402	906	3 660	65	24	30	10	1	—	—	—	—	—	
53229	Other consumer goods rental .....	145	940	4 181	22	9	8	4	1	—	—	—	—	—	
5323	General rental centers .....	175	888	4 390	21	8	11	1	—	1	—	—	—	—	
53231	General rental centers .....	175	888	4 390	21	8	11	1	—	1	—	—	—	—	
532310	General rental centers .....	175	888	4 390	21	8	11	1	—	1	—	—	—	—	
5324	Commercial, industrial equip rental & leasing ...	175	1 953	7 271	26	17	4	2	2	1	—	—	—	—	
53249	Oth commercial, industrial equip rental, lease .....	151	1 757	6 230	13	6	2	2	2	1	—	—	—	—	
532490	Oth commercial, industrial equip rental, lease .....	151	1 757	6 230	13	6	2	2	2	1	—	—	—	—	
<b>54</b>	<b>Professional, scientific &amp; technical services</b> .....	<b>9 503</b>	<b>90 689</b>	<b>437 876</b>	<b>1 681</b>	<b>1 213</b>	<b>240</b>	<b>143</b>	<b>59</b>	<b>20</b>	<b>5</b>	<b>1</b>	—	—	
541	Professional, scientific & technical services .....	9 503	90 689	437 876	1 681	1 213	240	143	59	20	5	1	—	—	
5411	Legal services .....	1 828	13 840	65 319	431	327	68	28	4	3	1	—	—	—	
54111	Offices of lawyers .....	1 790	13 584	63 960	420	320	65	27	4	3	1	—	—	—	
541110	Offices of lawyers .....	1 790	13 584	63 960	420	320	65	27	4	3	1	—	—	—	
5412	Accounting, tax prep, bookkeep, payroll services .....	1 561	9 628	43 952	189	126	35	17	5	4	1	1	—	—	
54121	Accounting, tax prep, bookkeep, payroll services .....	1 561	9 628	43 952	189	126	35	17	5	4	1	1	—	—	
541211	Offices of certified public accountants .....	775	6 371	29 371	105	63	25	12	2	3	—	—	—	—	
541213	Tax preparation services .....	359	707	1 726	21	15	3	2	—	—	—	1	—	—	
541214	Payroll services .....	184	1 083	5 532	8	3	2	—	2	—	1	—	—	—	
541219	Other accounting services .....	243	1 467	7 323	55	45	5	3	1	1	—	—	—	—	
5413	Architectural, engineering & related services ...	1 795	20 373	101 087	268	171	45	31	16	4	1	—	—	—	
54131	Architectural services .....	102	1 234	5 945	21	13	6	1	1	—	—	—	—	—	
541310	Architectural services .....	102	1 234	5 945	21	13	6	1	1	—	—	—	—	—	
54133	Engineering services .....	1 129	15 314	75 609	149	88	24	25	9	2	1	—	—	—	
541330	Engineering services .....	1 129	15 314	75 609	149	88	24	25	9	2	1	—	—	—	
54137	Surveying, mapping (exc geophysical) services .....	206	1 660	7 915	24	16	4	1	2	1	—	—	—	—	
541370	Surveying, mapping (exc geophysical) services .....	206	1 660	7 915	24	16	4	1	2	1	—	—	—	—	
54138	Testing laboratories .....	254	1 653	8 097	21	8	5	3	4	1	—	—	—	—	
541380	Testing laboratories .....	254	1 653	8 097	21	8	5	3	4	1	—	—	—	—	
5414	Specialized design services .....	195	1 413	7 124	62	49	7	6	—	—	—	—	—	—	
5415	Computer systems design & related services ...	1 473	20 021	99 432	283	228	21	17	13	3	1	—	—	—	
54151	Computer systems design & related services ...	1 473	20 021	99 432	283	228	21	17	13	3	1	—	—	—	
541511	Custom computer programming services ...	615	9 148	46 306	125	98	14	8	3	2	—	—	—	—	
541512	Computer systems design services .....	592	7 479	35 791	106	82	7	8	8	1	—	—	—	—	
5416	Management, sci & tech consulting services .....	863	7 691	41 672	220	176	21	14	7	2	—	—	—	—	
54161	Management consulting services .....	659	5 610	29 686	176	143	14	12	6	1	—	—	—	—	
541611	Admin & gen management consulting services .....	270	2 232	11 967	74	62	5	3	4	—	—	—	—	—	
541612	Human res & exec search consulting services .....	233	1 359	8 223	42	31	3	6	1	1	—	—	—	—	
54162	Environmental consulting services .....	143	1 452	8 703	19	12	4	1	1	1	—	—	—	—	
541620	Environmental consulting services .....	143	1 452	8 703	19	12	4	1	1	1	—	—	—	—	
5417	Scientific R&D services .....	614	9 526	41 587	44	26	7	2	5	3	1	—	—	—	
54171	R&D in physical, engineering & life sciences..	(F)	(D)	(D)	41	23	7	2	5	3	1	—	—	—	
5418	Advertising & related services .....	457	4 786	21 133	58	36	9	7	5	1	—	—	—	—	
54181	Advertising agencies .....	159	1 844	8 719	22	11	6	3	2	—	—	—	—	—	
541810	Advertising agencies .....	159	1 844	8 719	22	11	6	3	2	—	—	—	—	—	
54184	Media representatives .....	112	1 365	6 300	6	4	—	—	1	1	—	—	—	—	
541840	Media representatives .....	112	1 365	6 300	6	4	—	—	1	1	—	—	—	—	
54186	Direct mail advertising .....	126	1 055	3 318	11	5	1	3	2	—	—	—	—	—	
541860	Direct mail advertising .....	126	1 055	3 318	11	5	1	3	2	—	—	—	—	—	
5419	Oth professional, scientific, technical services ...	717	3 411	16 570	126	74	27	21	4	—	—	—	—	—	
54192	Photographic services .....	138	555	3 123	41	31	7	3	—	—	—	—	—	—	
541921	Photography studios, portrait .....	129	509	2 892	35	25	7	3	—	—	—	—	—	—	
54194	Veterinary services .....	488	2 267	10 294	56	20	16	16	4	—	—	—	—	—	
541940	Veterinary services .....	488	2 267	10 294	56	20	16	16	4	—	—	—	—	—	
<b>55</b>	<b>Management of companies &amp; enterprises</b> .....	<b>5 697</b>	<b>92 266</b>	<b>422 918</b>	<b>85</b>	<b>24</b>	<b>14</b>	<b>16</b>	<b>13</b>	<b>8</b>	<b>7</b>	—	<b>2</b>	<b>1</b>	
551	Management of companies & enterprises .....	5 697	92 266	422 918	85	24	14	16	13	8	7	—	2	1	
5511	Management of companies & enterprises .....	5 697	92 266	422 918	85	24	14	16	13	8	7	—	2	1	
55111	Management of companies & enterprises .....	5 697	92 266	422 918	85	24	14	16	13	8	7	—	2	1	
551114	Corp, subsidiary & regional managing offices .....	5 549	87 815	401 607	68	13	12	14	12	7	7	—	2	1	
<b>56</b>	<b>Admin, support, waste mgt, remediation services</b> .....	<b>15 899</b>	<b>73 920</b>	<b>345 767</b>	<b>855</b>	<b>502</b>	<b>118</b>	<b>96</b>	<b>69</b>	<b>32</b>	<b>28</b>	<b>7</b>	<b>3</b>	—	
561	Administrative & support services .....	14 809	64 177	305 559	810	484	111	89	62	30	24	7	3	—	
5611	Office administrative services .....	613	3 579	15 994	43	25	4	3	10	—	1	—	—	—	
56111	Office administrative services .....	613	3 579	15 994	43	25	4	3	10	—	1	—	—	—	
561110	Office administrative services .....	613	3 579	15 994	43	25	4	3	10	—	1	—	—	—	

Note: Employment-size classes are indicated as follows: A—0 to 19; B—20 to 99; C—100 to 249; E—250 to 499; F—500 to 2,499; G—1,000 to 2,499; H—2,500 to 4,999; I—5,000 to 9,999; J—10,000 to 24,999; K—25,000 to 49,999; L—50,000 to 99,999; M—100,000 or more.



**Table 6. Counties—Employees, Payroll, and Establishments by Industry: 1999—Con.**

[Excludes most government employees, railroad employees, and self-employed persons. Size class 1 to 4 includes establishments with payroll, but no employees, during mid-March pay period. (D) denotes figures withheld to avoid disclosing data for individual companies; the data are included in broader industry totals. Detailed industries with 100 or more employees are shown if industry was not a (D). For explanation of terms, abbreviations, and data reliability/comparability, see introductory text]

NAICS code	Industry	Number of employees for week including March 12	Payroll (\$1,000)		Total number of establishments	Number of establishments by employment-size class									
			First quarter	Annual		1 to 4	5 to 9	10 to 19	20 to 49	50 to 99	100 to 249	250 to 499	500 to 999	1,000 or more	
<b>WORCESTER—Con.</b>															
<b>56</b>	<b>Admin, support, waste mgt, remediation services—Con.</b>														
561	Administrative & support services—Con.														
5613	Employment services	8 213	33 792	165 913	130	45	13	12	18	18	16	6	2	—	
56131	Employment placement agencies	510	1 421	11 129	25	17	2	1	2	2	1	—	—	—	
561310	Employment placement agencies	510	1 421	11 129	25	17	2	1	2	2	1	—	—	—	
56132	Temporary help services	6 686	25 053	114 488	90	22	9	9	14	14	15	6	1	—	
561320	Temporary help services	6 686	25 053	114 488	90	22	9	9	14	14	15	6	1	—	
56133	Employee leasing services	1 017	7 318	40 296	15	6	2	2	2	2	—	—	1	—	
561330	Employee leasing services	1 017	7 318	40 296	15	6	2	2	2	2	—	—	1	—	
5614	Business support services	951	6 690	22 760	63	38	10	7	3	3	1	1	—	—	
56142	Telephone call centers	453	1 757	8 585	19	9	3	3	2	1	—	1	—	—	
561421	Telephone answering services	375	1 333	6 002	12	5	2	2	2	—	—	1	—	—	
56144	Collection agencies	203	1 432	5 644	12	4	3	3	1	1	—	—	—	—	
561440	Collection agencies	203	1 432	5 644	12	4	3	3	1	1	—	—	—	—	
56145	Credit bureaus	(C)	(D)	(D)	2	1	—	—	—	—	—	1	—	—	
56149	Other business support services	110	393	4 462	14	12	1	—	—	1	—	—	—	—	
5615	Travel arrangement & reservation services	476	2 339	9 425	86	50	21	12	3	—	—	—	—	—	
56151	Travel agencies	319	1 662	6 435	72	46	19	6	1	—	—	—	—	—	
561510	Travel agencies	319	1 662	6 435	72	46	19	6	1	—	—	—	—	—	
5616	Investigation & security services	1 135	4 362	20 077	47	23	9	7	4	3	—	—	1	—	
56161	Investigation, guard & armored car services	889	2 881	13 948	19	7	2	4	3	2	—	—	—	—	
561611	Investigation services	722	363	1 618	9	4	2	1	1	1	—	—	—	—	
561612	Security guards & patrol services	127	2 518	12 330	10	3	—	3	2	1	—	—	1	—	
56162	Security systems services	246	1 481	6 129	28	16	7	3	1	1	—	—	—	—	
561621	Security systems services (except locksmiths)	217	1 304	5 342	18	9	4	3	1	1	—	—	—	—	
5617	Services to buildings & dwellings	2 404	7 865	46 024	369	259	46	42	15	3	4	—	—	—	
56171	Exterminating & pest control services	112	589	3 436	14	8	1	4	1	—	—	—	—	—	
561710	Exterminating & pest control services	112	589	3 436	14	8	1	4	1	—	—	—	—	—	
56172	Janitorial services	1 467	4 213	19 362	137	78	23	22	9	1	4	—	—	—	
561720	Janitorial services	1 467	4 213	19 362	137	78	23	22	9	1	4	—	—	—	
56173	Landscaping services	686	2 491	20 346	184	149	17	11	5	2	—	—	—	—	
561730	Landscaping services	686	2 491	20 346	184	149	17	11	5	2	—	—	—	—	
5619	Other support services	998	5 372	23 921	69	43	7	5	9	3	2	—	—	—	
56191	Packaging & labeling services	205	690	3 131	11	6	—	1	3	1	—	—	—	—	
561910	Packaging & labeling services	205	690	3 131	11	6	—	1	3	1	—	—	—	—	
56192	Convention & trade show organizers	312	3 125	13 825	22	10	6	1	3	1	1	—	—	—	
561920	Convention & trade show organizers	312	3 125	13 825	22	10	6	1	3	1	1	—	—	—	
56199	All other support services	481	1 557	6 965	36	27	1	3	3	1	1	—	—	—	
561990	All other support services	481	1 557	6 965	36	27	1	3	3	1	1	—	—	—	
562	Waste management & remediation services	1 090	9 743	40 208	45	18	7	7	7	2	4	—	—	—	
5621	Waste collection	603	4 822	20 334	20	6	4	2	5	1	2	—	—	—	
56211	Waste collection	603	4 822	20 334	20	6	4	2	5	1	2	—	—	—	
562111	Solid waste collection	453	3 717	15 945	14	4	3	2	3	—	2	—	—	—	
5622	Waste treatment & disposal	271	2 996	11 615	11	4	—	4	1	1	1	—	—	—	
56221	Waste treatment & disposal	271	2 996	11 615	11	4	—	4	1	1	1	—	—	—	
562212	Solid waste landfill	203	1 992	6 964	7	2	—	3	1	—	1	—	—	—	
5629	Remediation & oth waste management services	216	1 925	8 259	14	8	3	1	1	—	1	—	—	—	
56299	All other waste management services	(C)	(D)	(D)	11	6	3	1	—	—	1	—	—	—	
<b>61</b>	<b>Educational services</b>	<b>11 821</b>	<b>59 264</b>	<b>251 453</b>	<b>189</b>	<b>84</b>	<b>28</b>	<b>20</b>	<b>29</b>	<b>5</b>	<b>13</b>	<b>4</b>	<b>3</b>	<b>3</b>	
611	Educational services	11 821	59 264	251 453	189	84	28	20	29	5	13	4	3	3	
6111	Elementary & secondary schools	3 600	19 654	81 867	56	10	5	7	17	4	10	2	1	—	
61111	Elementary & secondary schools	3 600	19 654	81 867	56	10	5	7	17	4	10	2	1	—	
611110	Elementary & secondary schools	3 600	19 654	81 867	56	10	5	7	17	4	10	2	1	—	
6112	Junior colleges	(F)	(D)	(D)	3	1	—	—	—	—	1	—	1	—	
61121	Junior colleges	(F)	(D)	(D)	3	1	—	—	—	—	1	—	1	—	
6113	Colleges, universities & professional schools	6 541	33 943	144 107	13	5	—	—	—	—	2	2	1	3	
61131	Colleges, universities & professional schools	6 541	33 943	144 107	13	5	—	—	—	—	2	2	1	3	
611310	Colleges, universities & professional schools	6 541	33 943	144 107	13	5	—	—	—	—	2	2	1	3	
6114	Business schools & computer & mgt training	182	894	3 921	20	12	4	2	1	1	—	—	—	—	
61141	Business & secretarial schools	(C)	(D)	(D)	3	1	—	—	1	1	—	—	—	—	
6116	Other schools & instruction	545	1 387	7 306	70	39	12	8	11	—	—	—	—	—	
61161	Fine arts schools	234	517	2 234	28	16	5	2	5	—	—	—	—	—	
611610	Fine arts schools	234	517	2 234	28	16	5	2	5	—	—	—	—	—	
61169	All other schools & instruction	219	649	3 907	29	16	4	5	4	—	—	—	—	—	
611699	All other miscellaneous schools & instruction	119	467	3 213	16	10	2	1	3	—	—	—	—	—	
<b>62</b>	<b>Health care and social assistance</b>	<b>47 799</b>	<b>306 358</b>	<b>1 320 428</b>	<b>1 787</b>	<b>678</b>	<b>468</b>	<b>286</b>	<b>187</b>	<b>71</b>	<b>73</b>	<b>13</b>	<b>7</b>	<b>4</b>	
621	Ambulatory health care services	12 870	106 186	465 802	1 047	507	295	134	67	20	19	5	—	—	
6211	Offices of physicians	3 043	35 563	160 120	395	214	107	46	22	5	—	1	—	—	
62111	Offices of physicians	3 043	35 563	160 120	395	214	107	46	22	5	—	1	—	—	
621111	Offices of physicians (exc mental health)	2 999	35 392	159 203	380	204	102	46	22	5	—	1	—	—	
6212	Offices of dentists	1 996	12 259	60 765	303	116	132	45	10	—	—	—	—	—	
62121	Offices of dentists	1 996	12 259	60 765	303	116	132	45	10	—	—	—	—	—	
621210	Offices of dentists	1 996	12 259	60 765	303	116	132	45	10	—	—	—	—	—	
6213	Offices of other health practitioners	748	4 244	19 785	193	133	45	12	3	—	—	—	—	—	
62131	Offices of chiropractors	228	1 288	5 357	65	46	16	2	1	—	—	—	—	—	
621310	Offices of chiropractors	228	1 288	5 357	65	46	16	2	1	—	—	—	—	—	
62132	Offices of optometrists	197	1 013	5 266	53	38	12	3	—	—	—	—	—	—	
621320	Offices of optometrists	197	1 013	5 266	53	38	12	3	—	—	—	—	—	—	

Note: Employment-size classes are indicated as follows: A—0 to 19; B—20 to 99; C—100 to 249; E—250 to 499; F—500 to 2,499; G—1,000 to 2,499; H—2,500 to 4,999; I—5,000 to 9,999; J—10,000 to 24,999; K—25,000 to 49,999; L—50,000 to 99,999; M—100,000 or more.

**Table 6. Counties—Employees, Payroll, and Establishments by Industry: 1999—Con.**

[Excludes most government employees, railroad employees, and self-employed persons. Size class 1 to 4 includes establishments with payroll, but no employees, during mid-March pay period. (D) denotes figures withheld to avoid disclosing data for individual companies; the data are included in broader industry totals. Detailed industries with 100 or more employees are shown if industry was not a (D). For explanation of terms, abbreviations, and data reliability/comparability, see introductory text]

NAICS code	Industry	Number of employees for week including March 12	Payroll (\$1,000)		Total number of establishments	Number of establishments by employment-size class									
			First quarter	Annual		1 to 4	5 to 9	10 to 19	20 to 49	50 to 99	100 to 249	250 to 499	500 to 999	1,000 or more	
<b>WORCESTER—Con.</b>															
<b>62</b>	<b>Health care and social assistance—Con.</b>														
621	Ambulatory health care services—Con.														
6213	Offices of other health practitioners—Con.														
62134	Offices of PT, OT, speech therapy & audiology .....	128	742	3 682	22	12	4	6	—	—	—	—	—	—	
621340	Offices of PT, OT, speech therapy & audiology .....	128	742	3 682	22	12	4	6	—	—	—	—	—	—	
62139	Offices of all other health practitioners .....	118	701	3 310	33	21	10	1	1	—	—	—	—	—	
6214	Outpatient care centers .....	3 320	31 127	131 871	81	21	5	16	22	6	10	1	—	—	
62141	Family planning centers .....	184	650	2 759	9	5	1	1	—	—	1	—	—	—	
621410	Family planning centers .....	184	650	2 759	9	5	1	1	—	—	1	—	—	—	
62142	Outpatient mental health, substance abuse ctrs .....	305	1 980	8 027	19	8	—	5	5	1	—	—	—	—	
621420	Outpatient mental health, substance abuse ctrs .....	305	1 980	8 027	19	8	—	5	5	1	—	—	—	—	
62149	Other outpatient care centers .....	2 831	28 497	121 085	53	8	4	10	16	5	9	1	—	—	
621493	Freestanding ambulatory surgery, emergency ctr .....	266	2 614	11 947	6	2	—	1	2	—	1	—	—	—	
6215	Medical & diagnostic laboratories .....	441	5 531	22 810	17	9	1	3	1	2	1	—	—	—	
62151	Medical & diagnostic laboratories .....	441	5 531	22 810	17	9	1	3	1	2	1	—	—	—	
621511	Medical laboratories .....	356	4 500	17 371	9	4	1	1	1	1	1	—	—	—	
6216	Home health care services .....	2 617	13 092	52 552	45	10	3	10	9	4	7	2	—	—	
62161	Home health care services .....	2 617	13 092	52 552	45	10	3	10	9	4	7	2	—	—	
621610	Home health care services .....	2 617	13 092	52 552	45	10	3	10	9	4	7	2	—	—	
6219	Other ambulatory health care services .....	705	4 370	17 899	13	4	2	2	—	3	1	1	—	—	
62191	Ambulance services .....	631	3 913	15 852	8	2	1	1	—	2	1	1	—	—	
621910	Ambulance services .....	631	3 913	15 852	8	2	1	1	—	2	1	1	—	—	
622	Hospitals .....	14 613	105 799	444 369	22	2	1	—	4	—	1	3	7	4	
6221	General medical & surgical hospitals .....	13 121	94 973	400 138	13	1	—	—	—	—	—	3	5	4	
62211	General medical & surgical hospitals .....	13 121	94 973	400 138	13	1	—	—	—	—	—	3	5	4	
622110	General medical & surgical hospitals .....	13 121	94 973	400 138	13	1	—	—	—	—	—	3	5	4	
6222	Psychiatric & substance abuse hospitals .....	(G)	(D)	(D)	4	—	1	—	—	—	1	—	2	—	
62221	Psychiatric & substance abuse hospitals .....	(G)	(D)	(D)	4	—	1	—	—	—	1	—	2	—	
6223	Other specialty hospitals .....	(C)	(D)	(D)	5	1	—	—	4	—	—	—	—	—	
62231	Other specialty hospitals .....	(C)	(D)	(D)	5	1	—	—	4	—	—	—	—	—	
623	Nursing & residential care facilities .....	12 902	64 939	281 999	317	29	78	85	55	23	43	4	—	—	
6231	Nursing care facilities .....	8 805	46 614	201 949	77	3	1	4	8	19	39	3	—	—	
62311	Nursing care facilities .....	8 805	46 614	201 949	77	3	1	4	8	19	39	3	—	—	
623110	Nursing care facilities .....	8 805	46 614	201 949	77	3	1	4	8	19	39	3	—	—	
6232	Residential mental retardation, health facil .....	2 336	10 791	47 017	167	21	69	49	26	—	1	1	—	—	
62321	Residential mental retardation facilities .....	1 499	6 902	29 669	14	—	56	33	16	—	1	—	—	—	
623210	Residential mental retardation facilities .....	1 499	6 902	29 669	120	14	56	33	16	—	1	—	—	—	
62322	Residential mental health, subst abuse facil ..	837	3 889	17 348	47	7	13	16	10	—	—	1	—	—	
623220	Residential mental health, subst abuse facil .....	837	3 889	17 348	47	7	13	16	10	—	—	1	—	—	
6233	Community care facilities for the elderly .....	1 242	4 936	21 574	50	5	5	23	12	2	3	—	—	—	
62331	Community care facilities for the elderly .....	1 242	4 936	21 574	50	5	5	23	12	2	3	—	—	—	
623311	Continuing care retirement communities ..	528	2 402	10 487	13	—	2	3	5	1	2	—	—	—	
623312	Homes for the elderly .....	714	2 534	11 087	37	5	3	20	7	1	1	—	—	—	
6239	Other residential care facilities .....	519	2 598	11 459	23	—	3	9	9	2	—	—	—	—	
62399	Other residential care facilities .....	519	2 598	11 459	23	—	3	9	9	2	—	—	—	—	
623990	Other residential care facilities .....	519	2 598	11 459	23	—	3	9	9	2	—	—	—	—	
624	Social assistance .....	7 414	29 434	128 258	401	140	94	67	61	28	10	1	—	—	
6241	Individual & family services .....	3 866	16 645	72 503	183	64	45	27	23	17	6	1	—	—	
62411	Child & youth services .....	1 547	6 198	27 604	54	19	10	7	7	7	3	1	—	—	
624110	Child & youth services .....	1 547	6 198	27 604	54	19	10	7	7	7	3	1	—	—	
62412	Services for elderly & disabled persons .....	1 393	5 852	25 274	53	16	11	9	7	8	2	—	—	—	
624120	Services for elderly & disabled persons .....	1 393	5 852	25 274	53	16	11	9	7	8	2	—	—	—	
62419	Other individual & family services .....	926	4 595	19 625	76	29	24	11	9	2	1	—	—	—	
624190	Other individual & family services .....	926	4 595	19 625	76	29	24	11	9	2	1	—	—	—	
6242	Community, emergency & other relief services ..	294	1 546	6 716	23	8	6	4	4	1	—	—	—	—	
62422	Community housing services .....	230	1 329	5 764	18	7	6	1	3	1	—	—	—	—	
624229	Other community housing services .....	167	1 034	4 420	10	3	4	—	2	1	—	—	—	—	
6243	Vocational rehabilitation services .....	1 193	3 772	16 718	33	6	6	5	7	6	3	—	—	—	
62431	Vocational rehabilitation services .....	1 193	3 772	16 718	33	6	6	5	7	6	3	—	—	—	
624310	Vocational rehabilitation services .....	1 193	3 772	16 718	33	6	6	5	7	6	3	—	—	—	
6244	Child day care services .....	2 061	7 471	32 321	162	62	37	31	27	4	1	—	—	—	
62441	Child day care services .....	2 061	7 471	32 321	162	62	37	31	27	4	1	—	—	—	
624410	Child day care services .....	2 061	7 471	32 321	162	62	37	31	27	4	1	—	—	—	
<b>71</b>	<b>Arts, entertainment &amp; recreation .....</b>	<b>4 054</b>	<b>11 326</b>	<b>57 939</b>	<b>212</b>	<b>108</b>	<b>34</b>	<b>26</b>	<b>31</b>	<b>6</b>	<b>4</b>	<b>2</b>	<b>1</b>	<b>—</b>	
711	Performing arts, spectator sports & related industries .....	477	1 591	6 796	34	27	2	1	3	—	—	1	—	—	
7113	Promoters of entertainment events .....	360	965	3 649	5	2	1	—	1	—	—	1	—	—	
71131	Promoters of entertainment events with facility .....	(E)	(D)	(D)	3	1	—	—	1	—	—	1	—	—	
712	Museums, historical sites & like institutions .....	504	2 029	9 547	15	4	3	2	4	1	—	1	—	—	
7121	Museums, historical sites & like institutions .....	504	2 029	9 547	15	4	3	2	4	1	—	1	—	—	
71211	Museums .....	184	800	3 570	9	3	1	2	2	1	—	—	—	—	
712110	Museums .....	184	800	3 570	9	3	1	2	2	1	—	—	—	—	
71212	Historical sites .....	(E)	(D)	(D)	2	1	—	—	2	—	—	1	—	—	

Note: Employment-size classes are indicated as follows: A—0 to 19; B—20 to 99; C—100 to 249; E—250 to 499; F—500 to 999; G—1,000 to 2,499; H—2,500 to 4,999; I—5,000 to 9,999; J—10,000 to 24,999; K—25,000 to 49,999; L—50,000 to 99,999; M—100,000 or more.

**Table 6. Counties—Employees, Payroll, and Establishments by Industry: 1999—Con.**

[Excludes most government employees, railroad employees, and self-employed persons. Size class 1 to 4 includes establishments with payroll, but no employees, during mid-March pay period. (D) denotes figures withheld to avoid disclosing data for individual companies; the data are included in broader industry totals. Detailed industries with 100 or more employees are shown if industry was not a (D). For explanation of terms, abbreviations, and data reliability/comparability, see introductory text]

NAICS code	Industry	Number of employees for week including March 12	Payroll (\$1,000)		Total number of establishments	Number of establishments by employment-size class									
			First quarter	Annual		1 to 4	5 to 9	10 to 19	20 to 49	50 to 99	100 to 249	250 to 499	500 to 999	1,000 or more	
<b>WORCESTER—Con.</b>															
<b>71</b>	<b>Arts, entertainment &amp; recreation—Con.</b>														
713	Amusement, gambling & recreation industries . . . .	3 073	7 706	41 596	163	77	29	23	24	5	4	—	1	—	
7139	Other amusement & recreation industries . . . . .	3 002	7 491	39 861	154	74	25	21	24	5	4	—	1	—	
71391	Golf courses & country clubs . . . . .	323	1 549	14 571	34	18	6	4	6	—	—	—	—	—	
713910	Golf courses & country clubs . . . . .	323	1 549	14 571	34	18	6	4	6	—	—	—	—	—	
71392	Skiing facilities . . . . .	(F)	(D)	(D)	2	—	—	—	—	—	1	—	1	—	
71394	Fitness & recreational sports centers . . . . .	1 516	3 586	17 148	69	26	12	10	14	4	3	—	—	—	
713940	Fitness & recreational sports centers . . . . .	1 516	3 586	17 148	69	26	12	10	14	4	3	—	—	—	
71395	Bowling centers . . . . .	189	488	2 070	18	9	3	3	2	1	—	—	—	—	
713950	Bowling centers . . . . .	189	488	2 070	18	9	3	3	2	1	—	—	—	—	
71399	All other amusement & recreation industries . . . . .	162	344	1 719	30	21	4	3	2	—	—	—	—	—	
713990	All other amusement & recreation industries . . . . .	162	344	1 719	30	21	4	3	2	—	—	—	—	—	
<b>72</b>	<b>Accommodation &amp; food services . . . . .</b>	<b>20 852</b>	<b>50 963</b>	<b>231 427</b>	<b>1 471</b>	<b>670</b>	<b>239</b>	<b>213</b>	<b>259</b>	<b>78</b>	<b>11</b>	<b>1</b>	<b>—</b>	<b>—</b>	
721	Accommodation . . . . .	2 043	6 807	30 141	77	31	10	12	12	5	7	—	—	—	
7211	Traveler accommodation . . . . .	(G)	(D)	(D)	57	18	5	10	12	5	7	—	—	—	
72111	Hotels (exc casino hotels) & motels . . . . .	1 960	6 527	28 413	55	16	5	10	12	5	7	—	—	—	
721110	Hotels (exc casino hotels) & motels . . . . .	1 960	6 527	28 413	55	16	5	10	12	5	7	—	—	—	
722	Food services & drinking places . . . . .	18 809	44 156	201 286	1 394	639	229	201	247	73	4	1	—	—	
7221	Full-service restaurants . . . . .	9 301	22 863	103 276	505	194	80	63	120	44	3	1	—	—	
72211	Full-service restaurants . . . . .	9 301	22 863	103 276	505	194	80	63	120	44	3	1	—	—	
722110	Full-service restaurants . . . . .	9 301	22 863	103 276	505	194	80	63	120	44	3	1	—	—	
7222	Limited-service eating places . . . . .	6 812	14 957	69 072	565	253	85	98	108	21	—	—	—	—	
72221	Limited-service eating places . . . . .	6 812	14 957	69 072	565	253	85	98	108	21	—	—	—	—	
722211	Limited-service restaurants . . . . .	4 852	10 373	47 480	416	201	64	64	69	18	—	—	—	—	
722213	Snack & nonalcoholic beverage bars . . . . .	1 946	4 559	21 425	143	47	20	34	39	3	—	—	—	—	
7223	Special food services . . . . .	1 776	4 246	20 055	125	55	25	22	14	8	1	—	—	—	
72231	Food service contractors . . . . .	1 410	3 542	16 072	86	33	17	18	11	6	1	—	—	—	
722310	Food service contractors . . . . .	1 410	3 542	16 072	86	33	17	18	11	6	1	—	—	—	
72232	Caterers . . . . .	336	619	3 522	29	14	6	4	3	2	—	—	—	—	
722320	Caterers . . . . .	336	619	3 522	29	14	6	4	3	2	—	—	—	—	
7224	Drinking places (alcoholic beverages) . . . . .	920	2 090	8 883	199	137	39	18	5	—	—	—	—	—	
72241	Drinking places (alcoholic beverages) . . . . .	920	2 090	8 883	199	137	39	18	5	—	—	—	—	—	
722410	Drinking places (alcoholic beverages) . . . . .	920	2 090	8 883	199	137	39	18	5	—	—	—	—	—	
<b>81</b>	<b>Other services (except public administration) . . . . .</b>	<b>11 906</b>	<b>53 353</b>	<b>233 459</b>	<b>1 841</b>	<b>1 133</b>	<b>418</b>	<b>205</b>	<b>65</b>	<b>12</b>	<b>6</b>	<b>2</b>	<b>—</b>	<b>—</b>	
811	Repair & maintenance . . . . .	3 543	22 753	100 026	637	404	142	70	13	7	1	—	—	—	
8111	Automotive repair & maintenance . . . . .	2 243	12 635	55 831	473	301	113	49	10	—	—	—	—	—	
81111	Automotive mechanical & electrical R&M . . . . .	971	5 734	25 718	267	194	58	13	2	—	—	—	—	—	
811111	General automotive repair . . . . .	765	4 400	19 552	228	176	39	12	1	—	—	—	—	—	
811112	Automotive body, paint, interior & glass repair . . . . .	804	5 011	21 786	155	88	44	20	3	—	—	—	—	—	
8111121	Automotive body, paint & interior R&M . . . . .	730	4 426	19 530	134	74	37	20	3	—	—	—	—	—	
811119	Other automotive R&M . . . . .	468	1 890	8 327	51	19	11	16	5	—	—	—	—	—	
811191	Automotive oil change & lubrication shops . . . . .	203	738	3 361	16	3	1	9	3	—	—	—	—	—	
8112	Electronic & precision equipment R&M . . . . .	534	4 624	19 607	41	23	8	3	1	6	—	—	—	—	
81121	Electronic & precision equipment R&M . . . . .	534	4 624	19 607	41	23	8	3	1	6	—	—	—	—	
811212	Computer & office machine R&M . . . . .	280	2 914	12 517	19	11	3	1	3	—	—	—	—	—	
811219	Other electronic & precision equipment R&M . . . . .	177	1 412	5 682	13	6	3	2	—	2	—	—	—	—	
8113	Commercial equipment (exc auto & elec) R&M . . . . .	320	2 842	12 404	65	42	11	12	—	—	—	—	—	—	
81131	Commercial equipment (exc auto & elec) R&M . . . . .	320	2 842	12 404	65	42	11	12	—	—	—	—	—	—	
811310	Commercial equipment (exc auto & elec) R&M . . . . .	320	2 842	12 404	65	42	11	12	—	—	—	—	—	—	
8114	Personal & household goods R&M . . . . .	446	2 652	12 184	58	38	10	6	2	1	1	—	—	—	
81141	Home, garden equipment & appliance R&M . . . . .	302	1 928	9 010	17	7	5	1	2	1	1	—	—	—	
811412	Appliance repair & maintenance . . . . .	229	1 570	7 117	12	5	3	1	2	—	1	—	—	—	
812	Personal & laundry services . . . . .	2 835	10 370	47 698	589	403	114	57	12	1	2	—	—	—	
8121	Personal care services . . . . .	1 418	4 082	18 622	329	220	69	34	6	—	—	—	—	—	
81211	Hair, nail & skin care services . . . . .	1 248	3 768	17 226	302	204	63	32	3	—	—	—	—	—	
812112	Beauty salons . . . . .	1 175	3 536	16 109	278	187	56	32	3	—	—	—	—	—	
81219	Other personal care services . . . . .	170	314	1 396	27	16	6	2	3	—	—	—	—	—	
812191	Diet & weight reducing centers . . . . .	124	201	769	12	5	3	1	3	—	—	—	—	—	
8122	Death care services . . . . .	298	1 911	9 058	81	60	16	5	—	—	—	—	—	—	
81221	Funeral homes . . . . .	214	1 522	7 024	58	43	11	4	—	—	—	—	—	—	
812210	Funeral homes . . . . .	214	1 522	7 024	58	43	11	4	—	—	—	—	—	—	
8123	Drycleaning & laundry services . . . . .	749	2 738	12 429	105	72	17	10	3	1	2	—	—	—	
81231	Coin-operated laundries & drycleaners . . . . .	(C)	(D)	(D)	38	31	4	3	—	—	—	—	—	—	
81232	Drycleaning & laundry services (exc coin-op) . . . . .	388	1 230	5 483	62	39	12	7	3	1	—	—	—	—	
812320	Drycleaning & laundry services (exc coin-op) . . . . .	388	1 230	5 483	62	39	12	7	3	1	—	—	—	—	
81233	Linen & uniform supply . . . . .	(C)	(D)	(D)	5	2	1	—	—	—	2	—	—	—	
8129	Other personal services . . . . .	370	1 639	7 589	74	51	12	8	3	—	—	—	—	—	
81291	Pet care (except veterinary) services . . . . .	108	305	1 565	28	20	4	4	—	—	—	—	—	—	
812910	Pet care (except veterinary) services . . . . .	108	305	1 565	28	20	4	4	—	—	—	—	—	—	
81292	Photofinishing . . . . .	105	483	2 186	20	13	5	1	1	—	—	—	—	—	
81293	Parking lots & garages . . . . .	135	768	3 315	12	5	2	3	2	—	—	—	—	—	
812930	Parking lots & garages . . . . .	135	768	3 315	12	5	2	3	2	—	—	—	—	—	

Note: Employment-size classes are indicated as follows: A—0 to 19; B—20 to 99; C—100 to 249; E—250 to 499; F—500 to 999; G—1,000 to 2,499; H—2,500 to 4,999; I—5,000 to 9,999; J—10,000 to 24,999; K—25,000 to 49,999; L—50,000 to 99,999; M—100,000 or more.

**Table 6. Counties—Employees, Payroll, and Establishments by Industry: 1999—Con.**

[Excludes most government employees, railroad employees, and self-employed persons. Size class 1 to 4 includes establishments with payroll, but no employees, during mid-March pay period. (D) denotes figures withheld to avoid disclosing data for individual companies; the data are included in broader industry totals. Detailed industries with 100 or more employees are shown if industry was not a (D). For explanation of terms, abbreviations, and data reliability/comparability, see introductory text]

NAICS code	Industry	Number of employees for week including March 12	Payroll (\$1,000)		Total number of establishments	Number of establishments by employment-size class								
			First quarter	Annual		1 to 4	5 to 9	10 to 19	20 to 49	50 to 99	100 to 249	250 to 499	500 to 999	1,000 or more
<b>WORCESTER—Con.</b>														
<b>81</b>	<b>Other services (except public administration)—Con.</b>													
813	Religious, grantmaking, civic, prof & like organizations .....	5 528	20 230	85 735	615	326	162	78	40	4	3	2	—	—
8131	Religious organizations .....	3 181	11 004	45 696	340	177	96	39	24	2	—	2	—	—
81311	Religious organizations .....	3 181	11 004	45 696	340	177	96	39	24	2	—	2	—	—
813110	Religious organizations .....	3 181	11 004	45 696	340	177	96	39	24	2	—	2	—	—
8132	Grantmaking & giving services .....	408	2 000	8 190	22	13	2	1	5	—	1	—	—	—
81321	Grantmaking & giving services .....	408	2 000	8 190	22	13	2	1	5	—	1	—	—	—
813212	Voluntary health organizations .....	267	1 373	5 326	7	2	2	—	2	—	1	—	—	—
813219	Other grantmaking & giving services .....	129	558	2 465	7	3	—	1	3	—	—	—	—	—
8134	Civic & social organizations .....	1 010	2 159	9 609	109	50	32	17	8	1	1	—	—	—
81341	Civic & social organizations .....	1 010	2 159	9 609	109	50	32	17	8	1	1	—	—	—
813410	Civic & social organizations .....	1 010	2 159	9 609	109	50	32	17	8	1	1	—	—	—
8139	Business, labor, political, like organizations .....	841	4 639	20 397	123	72	28	18	3	1	1	—	—	—
81391	Business associations .....	315	2 292	10 258	33	20	5	6	1	—	1	—	—	—
813910	Business associations .....	315	2 292	10 258	33	20	5	6	1	—	1	—	—	—
81393	Labor unions & similar labor organizations .....	298	903	3 879	51	25	17	8	1	—	—	—	—	—
813930	Labor unions & similar labor organizations .....	298	903	3 879	51	25	17	8	1	—	—	—	—	—
81399	Oth similar organizations (exc business, prof, labor, pol) .....	154	1 021	4 532	27	19	4	3	—	1	—	—	—	—
813990	Oth similar organizations (exc business, prof, labor, pol) .....	154	1 021	4 532	27	19	4	3	—	1	—	—	—	—
<b>95</b>	<b>Auxiliaries (exc corporate, subsidiary &amp; regional mgt) .....</b>	<b>2 409</b>	<b>21 927</b>	<b>91 813</b>	<b>27</b>	<b>5</b>	<b>2</b>	<b>5</b>	<b>7</b>	<b>2</b>	<b>4</b>	<b>1</b>	<b>1</b>	<b>—</b>
<b>99</b>	<b>Unclassified establishments .....</b>	<b>905</b>	<b>953</b>	<b>11 740</b>	<b>534</b>	<b>481</b>	<b>51</b>	<b>2</b>	<b>—</b>	<b>—</b>	<b>—</b>	<b>—</b>	<b>—</b>	<b>—</b>
<b>STATEWIDE</b>														
	<b>Total .....</b>	<b>481</b>	<b>6 386</b>	<b>24 236</b>	<b>26</b>	<b>16</b>	<b>4</b>	<b>—</b>	<b>3</b>	<b>1</b>	<b>2</b>	<b>—</b>	<b>—</b>	<b>—</b>
<b>21</b>	<b>Mining .....</b>	<b>(A)</b>	<b>(D)</b>	<b>(D)</b>	<b>2</b>	<b>2</b>	<b>—</b>	<b>—</b>	<b>—</b>	<b>—</b>	<b>—</b>	<b>—</b>	<b>—</b>	<b>—</b>
<b>22</b>	<b>Utilities .....</b>	<b>(A)</b>	<b>(D)</b>	<b>(D)</b>	<b>1</b>	<b>—</b>	<b>1</b>	<b>—</b>	<b>—</b>	<b>—</b>	<b>—</b>	<b>—</b>	<b>—</b>	<b>—</b>
<b>23</b>	<b>Construction .....</b>	<b>(A)</b>	<b>(D)</b>	<b>(D)</b>	<b>2</b>	<b>1</b>	<b>1</b>	<b>—</b>	<b>—</b>	<b>—</b>	<b>—</b>	<b>—</b>	<b>—</b>	<b>—</b>
<b>42</b>	<b>Wholesale trade .....</b>	<b>(B)</b>	<b>(D)</b>	<b>(D)</b>	<b>5</b>	<b>3</b>	<b>1</b>	<b>—</b>	<b>1</b>	<b>—</b>	<b>—</b>	<b>—</b>	<b>—</b>	<b>—</b>
<b>52</b>	<b>Finance &amp; insurance .....</b>	<b>70</b>	<b>732</b>	<b>2 434</b>	<b>8</b>	<b>6</b>	<b>1</b>	<b>—</b>	<b>—</b>	<b>1</b>	<b>—</b>	<b>—</b>	<b>—</b>	<b>—</b>
<b>54</b>	<b>Professional, scientific &amp; technical services .....</b>	<b>(C)</b>	<b>(D)</b>	<b>(D)</b>	<b>3</b>	<b>1</b>	<b>—</b>	<b>—</b>	<b>1</b>	<b>—</b>	<b>1</b>	<b>—</b>	<b>—</b>	<b>—</b>
541	Professional, scientific & technical services .....	(C)	(D)	(D)	3	1	—	—	1	—	1	—	—	—
5413	Architectural, engineering & related services ...	(C)	(D)	(D)	1	—	—	—	—	—	1	—	—	—
54133	Engineering services .....	(C)	(D)	(D)	1	—	—	—	—	—	1	—	—	—
<b>55</b>	<b>Management of companies &amp; enterprises .....</b>	<b>(A)</b>	<b>(D)</b>	<b>(D)</b>	<b>1</b>	<b>1</b>	<b>—</b>	<b>—</b>	<b>—</b>	<b>—</b>	<b>—</b>	<b>—</b>	<b>—</b>	<b>—</b>
<b>56</b>	<b>Admin, support, waste mgt, remediation services .....</b>	<b>218</b>	<b>1 484</b>	<b>7 440</b>	<b>3</b>	<b>1</b>	<b>—</b>	<b>—</b>	<b>1</b>	<b>—</b>	<b>1</b>	<b>—</b>	<b>—</b>	<b>—</b>
561	Administrative & support services .....	218	1 484	7 440	3	1	—	—	1	—	1	—	—	—
5617	Services to buildings & dwellings .....	(C)	(D)	(D)	1	—	—	—	—	—	1	—	—	—
56173	Landscaping services .....	(C)	(D)	(D)	1	—	—	—	—	—	1	—	—	—
<b>99</b>	<b>Unclassified establishments .....</b>	<b>(A)</b>	<b>(D)</b>	<b>(D)</b>	<b>1</b>	<b>1</b>	<b>—</b>	<b>—</b>	<b>—</b>	<b>—</b>	<b>—</b>	<b>—</b>	<b>—</b>	<b>—</b>

Note: Employment-size classes are indicated as follows: A—0 to 19; B—20 to 99; C—100 to 249; E—250 to 499; F—500 to 999; G—1,000 to 2,499; H—2,500 to 4,999; I—5,000 to 9,999; J—10,000 to 24,999; K—25,000 to 49,999; L—50,000 to 99,999; M—100,000 or more.

## **Description of Publications Issued in Previous Years**

### **1974 through 1997**

Data are provided for mid-March employment, first-quarter and annual payrolls, and establishments, by industry, for each county in the state and, in a separate report, for the United States. Data are included for every industry having a significant number of employees or establishments. Refer to General Explanation for a description of the types of employment covered.

### **1964 through 1973**

Data are provided for first-quarter reporting units, employment, and taxable payrolls for each county and metropolitan area in the state and, in a separate report, for the United States. Data are included for every industry having a significant number of employees or reporting units.

### **1959 and 1962**

Data are provided for first-quarter reporting units, employment, and taxable payrolls for each county in the state and, in a separate report, for the United States. Data are included for every industry having a significant number of employees or reporting units. Data are combined for some counties in eight states.

### **1956**

Data are provided for first-quarter reporting units, employment, and taxable payrolls for each county in the state and, in a separate report, for the United States. Data are included for SIC economic divisions, major groups, and selected three-digit SICs. Data are combined for some counties in eight states.

### **1949 and 1950**

Data are provided for first-quarter manufacturing establishments, employment, and taxable payrolls for each large county in the state and, in a separate report, for the United States. Data are included for manufacturing major industry groups and selected three-digit SICs. Manufacturing totals are included for small counties. Data are combined for some counties in eight states.

### **1947, 1948, 1951, and 1953**

Data are provided for first-quarter reporting units, employment, and taxable payrolls for each large county in the state and, in a separate report, for the United States. Data are included for SIC economic divisions, major groups, and selected three-digit SICs. Economic division totals are included for small counties. Data are combined for some counties in eight states.

### **1946**

Data are provided for first-quarter reporting units, employment, and taxable payrolls for each large county in the state and, in a separate report, for the United States. Data are included for SIC economic divisions and major groups. Economic division totals are included for small counties. Data are combined for some counties in eight states.

### **Availability**

The most recent edition of County Business Patterns can be examined on the Internet at [www.census.gov](http://www.census.gov). Editions prior to 1993 are available in depository libraries for Federal publications, which are conveniently located in all areas of the country.

For information on the coverage of individual series, write to Chief, Economic Planning and Coordination Division, U.S. Census Bureau, Washington, DC 20233.