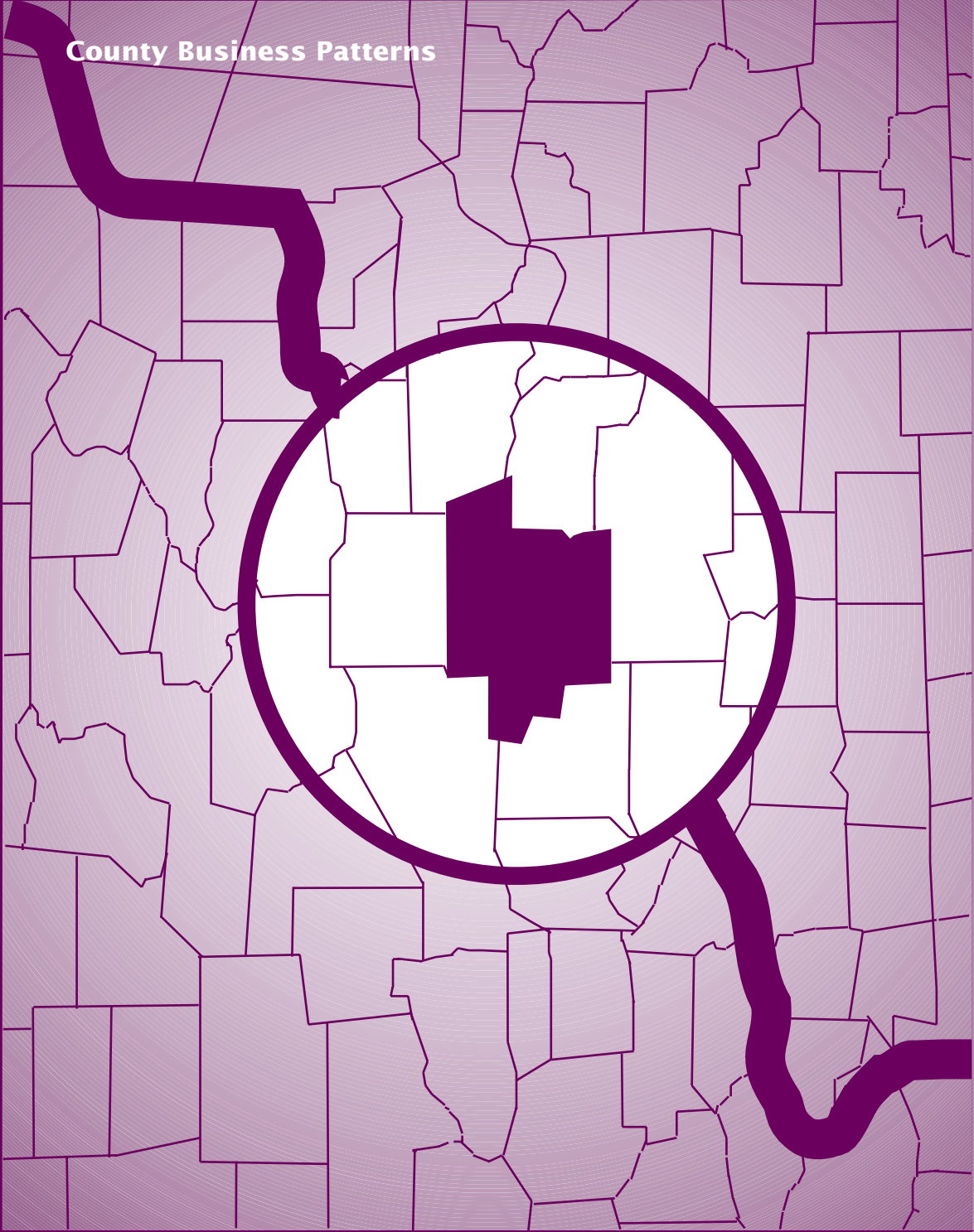


# Kentucky

# 1999

Issued April 2001

CBP/99-19



**USCENSUSBUREAU**

*Helping You Make Informed Decisions*

U.S. Department of Commerce  
Economics and Statistics Administration  
U.S. CENSUS BUREAU



## ACKNOWLEDGMENTS

This report was prepared under the general direction of **Carl A. Konschnik**, Assistant Division Chief for Research and Methodology, Economic Planning and Coordination Division. **Paul Hanczaryk**, Chief, Register Analysis Branch, supervised the preparation of this report and was assisted by **Phil Thompson** and **Gerald Feuer**. **Kasey Dickenson**, **Yolanda Funderburk**, **Mary Green**, **Mary Hogan**, **Marilyn Italiano**, **Alan Pines**, and **Jon Youngman** contributed in resolving establishment processing problems and in data analysis.

Additional data analysis was provided by the staffs of **Lawrence A. Blum**, Assistant Division Chief for Collection Activities, Economic Planning and Coordination Division, assisted by **David Eade**; and **Carlene Bottorff**, Chief, Economic Projects Branch, National Processing Center, assisted by **Marsha Sowders** and **Anita Coomes**. Statistical methodology and quality assurance operations were performed by **Ken Sausman**, **Michael Kornbau**, **Thomas Cevis**, and **Roberta Custard**.

**Steven McCraith**, Chief, Census Related Surveys Branch, Economic Statistical Methods and Programming Division, assisted

by **Dan Vacca**, supervised computer support operations. **Ed Carr** was assigned primary responsibility for programming this report. **Jerry Richards** provided additional support for computer operations.

**David Chapman** of the Economic Statistical Methods and Programming Division contributed to the editing system and provided other methodological improvements.

**Kim D. Ottenstein**, **Bernadette J. Gayle**, and **Laurene V. Qualls** of the Administrative and Customer Services Division, **Walter C. Odom**, Chief, provided publications and printing management, graphics design and composition, and editorial review for print and electronic media. General direction and production management were provided by **Michael G. Garland**, Assistant Chief, and **Gary J. Lauffer**, Chief, Publications Services Branch.

Special acknowledgment is also due the many businesses whose cooperation has contributed to the publication of these data.

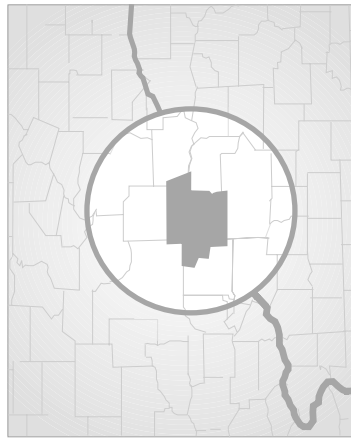
---

# Kentucky 1999

Issued April 2001

CBP/99-19

## County Business Patterns



**U.S. Department of Commerce**  
**Donald L. Evans,**  
Secretary

**Economics  
and Statistics  
Administration**  
**J. Lee Price,**  
Acting Under Secretary for  
Economic Affairs

**U.S. CENSUS BUREAU**  
**William G. Barron, Jr.,**  
Acting Director

---

SUGGESTED CITATION

U.S. Census Bureau,  
County Business Patterns 1999

**KENTUCKY**

Washington, DC, 2000



**Economics  
and Statistics  
Administration**

**J. Lee Price,**  
Acting Under Secretary  
for Economic Affairs



**U.S. CENSUS BUREAU**

**William G. Barron, Jr.,**  
Acting Director

**William G. Barron, Jr.,**  
Deputy Director

**Paula J. Schneider,**  
Principal Associate Director  
for Programs

**Frederick T. Knickerbocker,**  
Associate Director  
for Economic Programs

**Thomas L. Mesenbourg,**  
Assistant Director  
for Economic Programs

**Shirin A. Ahmed,**  
Chief, Economic  
Planning and Coordination  
Division

CONTENTS

GENERAL EXPLANATION

Introduction .....	V
Industry Classifications .....	V
Data Products .....	V
Sources of Data .....	VI
Definitions of Basic Data Items .....	VI
Industry and Geography Classifications .....	VII
Comparability With Other Data .....	VII
Data Withheld From Publication .....	VII
Reliability of Data .....	VII
Abbreviations and Symbols .....	VII
State Map .....	IX

TABLES

1. The State—Establishments, Employees, and Payroll by Major Group: 1999 and 1998 .....	1
2. The State—Employees, Payroll, and Establishments by Industry: 1999 .....	3
3. The State—Employees and Annual Payroll by Employment-Size Class: 1999 .....	30
4. The State—Establishments With 1,000 Employees or More by Major Group and Employment-Size Class: 1999 .....	35
5. The State—Employees, Payroll, and Establishments by County: 1999 and 1998 .....	36
6. Counties—Employees, Payroll, and Establishments by Industry: 1999 .....	38

Description of Pubs Issued in Previous Years—Inside Back Cover

# General Explanation

---

## INTRODUCTION

County Business Patterns is an annual series that provides subnational economic data by industry. The series is useful for studying the economic activity of small areas; analyzing economic changes over time; and as a benchmark for statistical series, surveys, and databases between economic censuses. Businesses use the data for analyzing market potential, measuring the effectiveness of sales and advertising programs, setting sales quotas, and developing budgets. Government agencies use the data for administration and planning.

County Business Patterns covers most of the country's economic activity. The series excludes data on self-employed individuals, employees of private households, railroad employees, agricultural production employees, and most government employees.

This series has been published annually since 1964 and at irregular intervals dating back to 1946. The comparability of data over time may be affected by definitional changes in establishments, activity status, and industrial classifications. For more details on these changes, see the section "Comparability With Other Data."

## INDUSTRY CLASSIFICATIONS

Data from the County Business Patterns series are published primarily on the basis of the North American Industry Classification System (NAICS). Earlier County Business Patterns data were published according to the Standard Industrial Classification (SIC) system. While many of the individual NAICS industries correspond directly to industries as defined under the SIC system, most of the aggregate NAICS groupings do not.

Particular care should be taken in comparing data for retail trade, wholesale trade, and manufacturing, which are sector titles used in both NAICS and SIC, but cover somewhat different groups of industries. For more information on NAICS and changes from the SIC system, go to [www.census.gov/epcd/www/naics.html](http://www.census.gov/epcd/www/naics.html)

The 1999 County Business Patterns series includes the following NAICS sectors:

Sector	Description
11	Forestry, Fishing, Hunting, and Agriculture Support
21	Mining
22	Utilities
23	Construction

Sector	Description
31-33	Manufacturing
42	Wholesale Trade
44-45	Retail Trade
48-49	Transportation and Warehousing
51	Information
52	Finance and Insurance
53	Real Estate and Rental and Leasing
54	Professional, Scientific, and Technical Services
55	Management of Companies and Enterprises
56	Administrative and Support and Waste Management and Remediation Services
61	Educational Services
62	Health Care and Social Assistance
71	Arts, Entertainment, and Recreation
72	Accommodation and Food Services
81	Other Services (except Public Administration)
95	Auxiliaries (except corporate, subsidiary, and regional management)
99	Unclassified

County Business Patterns data are tabulated by industry as defined in the manual entitled *North American Industry Classification System: United States, 1997* with some exceptions. Data for auxiliary establishments (except corporate, subsidiary, and regional managing offices) will be tabulated in a separate category (Sector 95).

The 1999 County Business Patterns covers all NAICS industries except crop and animal production (NAICS 111,112), rail transportation (NAICS 482), National Postal Service (NAICS 491), pension, health, welfare, and vacation funds (NAICS 525110, 525120, 525190), trusts, estates, and agency accounts (NAICS 525920), private households (NAICS 814), and public administration (NAICS 92).

## DATA PRODUCTS

### Reports

The County Business Patterns data series includes a separate printed report for each state, the District of Columbia, Puerto Rico, and the United States. Individual state reports present payroll and employment data for the state and counties by industry. The reports also include the number of establishments by industry and employment size class.

---

The United States report presents similar data for the country as a whole. In addition, the U.S. report provides employment and payroll data by employment size class for major industry groups.

Data for industries with fewer than 100 employees, as well as data for detailed industries withheld to avoid disclosing data for individual companies, are not shown in the printed reports. However, these data are available on CD-ROM and other computer products.

### **Electronic Data Formats**

County Business Patterns series data are available on CD-ROM, computer tapes and diskettes. The CD-ROM also includes software for creating County Business Patterns data files compatible with popular database and spreadsheet software. In addition, ZIP Code Business Patterns data are available on CD-ROM and are available shortly after the release of County Business Patterns, and include the number of establishments by NAICS industry.

Publications also are available in Portable Document Format (PDF) at [www.census.gov/prod/www/abs/cbptotal.html](http://www.census.gov/prod/www/abs/cbptotal.html). In order to view these files, you will need the Adobe(R) Acrobat(R) Reader, which is available for free from the Adobe web site at [www.adobe.com](http://www.adobe.com). Alternatively, the Census Bureau will print the publication, give it a glue binding, and ship it to you for a fee.

For information and options to order County Business Patterns data products, contact:

Customer Services Center  
Marketing Services Office  
U.S. Census Bureau  
Washington, DC 20233

Telephone: 301-457-4100  
Internet address: [www.census.gov/](http://www.census.gov/)

### **Special Tabulations**

Special tabulations of County Business Patterns are available on a cost-reimbursable basis. For more information, contact:

U.S. Census Bureau  
Economic Planning and Coordination Division  
Register Analysis Branch  
Washington, DC 20233

Telephone: 301-457-2580  
Fax: 301-457-4433  
E-mail: [cbp@census.gov](mailto:cbp@census.gov)

### **SOURCES OF DATA**

County Business Patterns basic data items are extracted from the Standard Statistical Establishment List, a file of all known single and multiestablishment employer companies maintained and updated by the U.S. Census Bureau. The annual Company Organization Survey provides individual

establishment data for multiestablishment companies. Data for single-establishment companies are obtained from various Census Bureau programs, such as the Annual Survey of Manufactures and Current Business Surveys, as well as from administrative records of the Internal Revenue Service, the Social Security Administration, and the Bureau of Labor Statistics.

### **DEFINITIONS OF BASIC DATA ITEMS**

#### **Establishments**

An establishment is a single physical location at which business is conducted or services or industrial operations are performed. It is not necessarily identical with a company or enterprise, which may consist of one or more establishments. When two or more activities are carried on at a single location under a single ownership, all activities generally are grouped together as a single establishment. The entire establishment is classified on the basis of its major activity and all data are included in that classification.

Establishment-size designations are determined by paid employment in the mid-March pay period. The size group "1 to 4" includes establishments that did not report any paid employees in the mid-March pay period but paid wages to at least one employee at some time during the year.

Establishment counts represent the number of locations with paid employees any time during the year. This series excludes governmental establishments except for wholesale liquor establishments (NAICS 4228), retail liquor stores (NAICS 44531), Federally-chartered savings institutions (NAICS 522120), Federally-chartered credit unions (NAICS 522130), and hospitals (NAICS 622).

#### **Payroll**

Total payroll includes all forms of compensation, such as salaries, wages, reported tips, commissions, bonuses, vacation allowances, sick-leave pay, employee contributions to qualified pension plans, and the value of taxable fringe benefits. For corporations, it includes amounts paid to officers and executives; for unincorporated businesses, it does not include profit or other compensation of proprietors or partners. Payroll is reported before deductions for Social Security, income tax, insurance, union dues, etc. First-quarter payroll consists of payroll during the January-to-March quarter.

#### **Mid-March Employment**

Paid employment consists of full- and part-time employees, including salaried officers and executives of corporations, who are on the payroll in the pay period including March 12. Included are employees on paid sick leave, holidays, and vacations; not included are proprietors and partners of unincorporated businesses.

---

## INDUSTRY AND GEOGRAPHY CLASSIFICATIONS

The quinquennial economic censuses are the primary source for industry and geography classifications. The annual Company Organization Survey, Annual Survey of Manufactures, Current Business Surveys, and other Census Bureau programs provide regular updates.

### Industry Classification

Additional sources for assigning industry classifications are the Social Security Administration, the Internal Revenue Service, and the Bureau of Labor Statistics. These sources provide industry classification information for new businesses and businesses not canvassed in the Census Bureau programs. Establishments without sufficient industry information are tabulated in the “unclassified establishments” group.

Industry classifications are explained in an appendix in the U.S. Summary. The industry titles used throughout this series are the short NAICS titles; complete descriptions are contained in the manual entitled *North American Industry Classification System: United States, 1997*.

### Geography Classification

Most geography codes are derived from the physical location address reported in Census Bureau programs. The Internal Revenue Service provides supplemental address information. Those employers without a fixed location within a state (or of unknown county location) are included under a “statewide” classification at the end of the county tables. This incomplete detail causes only slight understatement of county employment. The independent cities in Virginia, and the cities of Baltimore, MD; Carson City, NV; and St. Louis, MO, are treated as separate counties.

## COMPARABILITY WITH OTHER DATA

### Earlier County Business Patterns

The comparability of data with previous County Business Patterns series may be affected by the following definitional changes:

- The change from a “reporting unit” concept to establishment based data in 1974
- The change in definition of “active” establishments in 1983
- The change in industrial classification definitions, the most recent occurring in 1998

A description of previous County Business Patterns publications is provided on the inside back cover.

### 1997 Economic Census

Definitional and coverage differences may affect the direct comparison of 1997 Economic Census and County Business Patterns data. Definitions of an establishment, employment, and payroll are detailed in the introductory text of each publication.

The 1997 Economic Census generally uses respondent-reported data. The County Business Patterns uses administrative record data for small establishments. Although efforts are made to resolve significant differences in the data, differences are known to exist.

Some large companies report different activities at the same location as separate profit centers. The County Business Patterns program treats each profit center as a separate establishment. The 1997 Economic Census may combine the profit centers into one establishment. This results in establishment count differences.

## DATA WITHHELD FROM PUBLICATION

In accordance with U.S. Code, Title 13, Section 9, no data are published that would disclose the operations of an individual employer. However, the number of establishments in an industry classification and the distribution of these establishments by employment-size class are not considered to be disclosures, and so this information may be released even though other information is withheld from publications.

## RELIABILITY OF DATA

All data are tabulated from universe files and are not subject to sampling errors. However, the data are subject to nonsampling errors. Nonsampling errors can be attributed to many sources: inability to identify all cases in the universe; definition and classification difficulties; differences in interpretation of questions; errors in recording or coding the data obtained; and estimation of employers who reported too late to be included in the tabulations and for records with missing or misreported data.

The accuracy of the data is determined by the joint effects of the various nonsampling errors. No direct measurement of these effects has been obtained; however, precautionary steps were taken in all phases of collection, processing, and tabulation to minimize the effects of nonsampling errors.

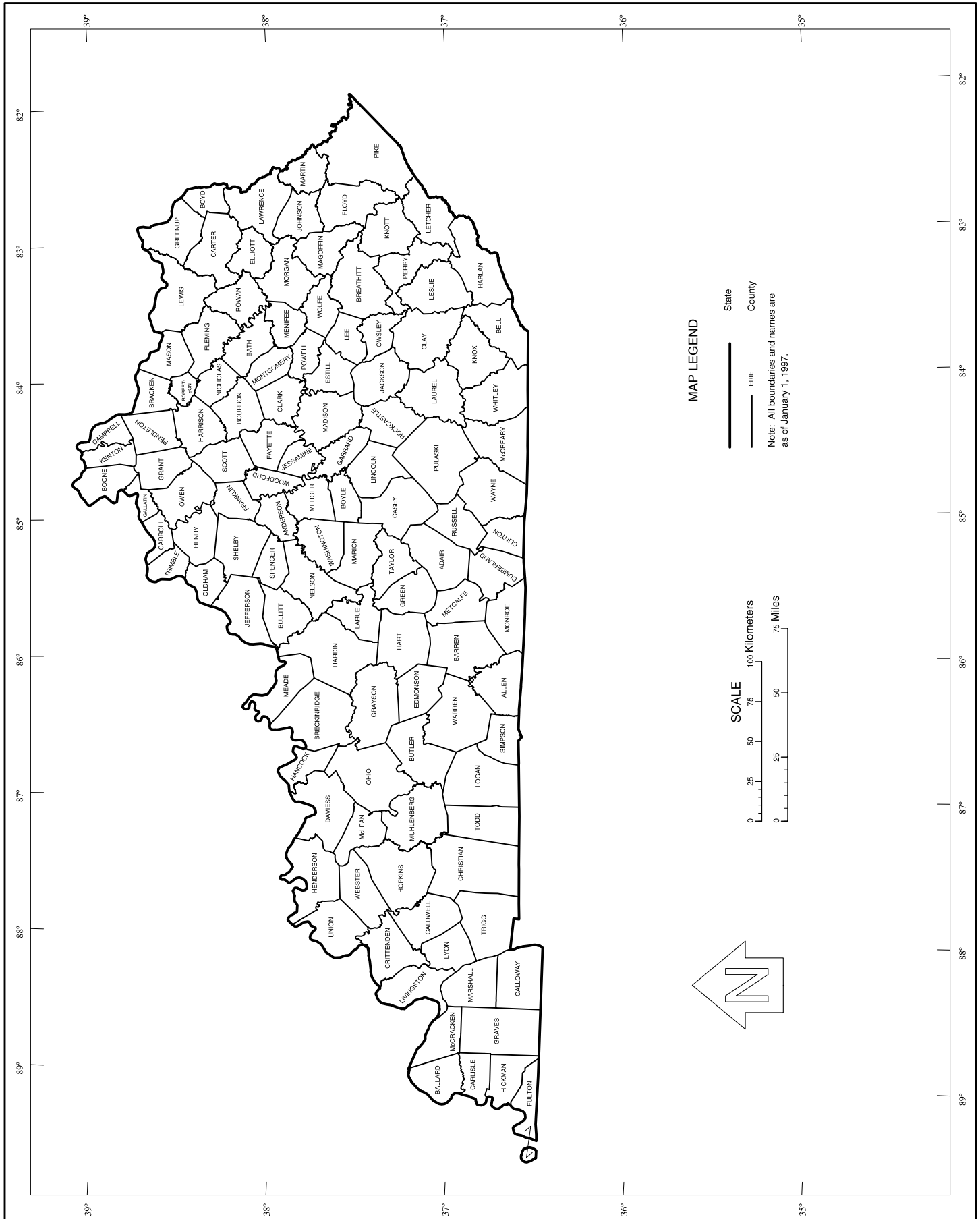
## ABBREVIATIONS AND SYMBOLS

The following abbreviations and symbols are used in this publication:

–	Represents zero.
A-C, E-M	Entered in place of employment data, represents an employment-size class as defined in the footnote of the tables.
(D)	Withheld to avoid disclosing data for individual companies; data are included in broader industry totals.
n.e.c.	Not elsewhere classified.
NAICS	North American Industry Classification System.



# County Business Patterns--Kentucky



**Table 1. The State—Establishments, Employees, and Payroll by Major Group: 1999 and 1998**

[Excludes most government employees, railroad employees, and self-employed persons. (D) denotes figures withheld to avoid disclosing data for individual companies; the data are included in broader industry totals. For explanation of terms, abbreviations, and data reliability/comparability, see introductory text]

NAICS code	Major group	1999				1998			
		Number of establishments	Number of employees for week including March 12	Payroll (\$1,000)		Number of establishments	Number of employees for week including March 12	Payroll (\$1,000)	
				First quarter	Annual			First quarter	Annual
	<b>Total .....</b>	<b>89 946</b>	<b>1 469 315</b>	<b>9 366 836</b>	<b>39 540 856</b>	<b>89 593</b>	<b>1 443 015</b>	<b>8 752 727</b>	<b>36 889 001</b>
<b>11</b>	<b>Forestry, fishing, hunting, and agriculture support .....</b>	<b>343</b>	<b>2 231</b>	<b>10 687</b>	<b>49 448</b>	<b>333</b>	<b>2 167</b>	<b>9 919</b>	<b>49 016</b>
113	Forestry and logging .....	193	(F)	(D)	(D)	193	(F)	(D)	(D)
114	Fishing, hunting & trapping .....	8	(B)	(D)	(D)	7	(C)	(D)	(D)
115	Agriculture & forestry support activities .....	142	1 290	7 219	32 703	133	1 254	6 495	30 946
<b>21</b>	<b>Mining .....</b>	<b>624</b>	<b>20 798</b>	<b>212 524</b>	<b>880 381</b>	<b>671</b>	<b>21 374</b>	<b>212 599</b>	<b>885 773</b>
211	Oil & gas extraction .....	80	715	5 292	24 922	86	640	4 623	19 723
212	Mining (except oil & gas) .....	411	18 575	194 277	796 362	447	19 011	194 823	805 957
213	Mining support activities .....	133	1 508	12 955	59 097	138	1 723	13 153	60 093
<b>22</b>	<b>Utilities .....</b>	<b>355</b>	<b>10 496</b>	<b>131 499</b>	<b>508 343</b>	<b>331</b>	<b>11 216</b>	<b>141 046</b>	<b>554 856</b>
221	Utilities .....	355	10 496	131 499	508 343	331	11 216	141 046	554 856
<b>23</b>	<b>Construction .....</b>	<b>9 490</b>	<b>81 996</b>	<b>499 880</b>	<b>2 446 107</b>	<b>9 388</b>	<b>77 191</b>	<b>456 188</b>	<b>2 263 487</b>
233	Building, developing & general contracting .....	2 659	20 344	128 632	602 046	2 642	18 993	114 936	542 217
234	Heavy construction .....	693	10 812	75 588	426 070	703	10 491	67 622	400 325
235	Special trade contractors .....	6 138	50 840	295 660	1 417 991	6 043	47 707	273 630	1 320 945
<b>31-33</b>	<b>Manufacturing .....</b>	<b>4 291</b>	<b>292 206</b>	<b>2 593 142</b>	<b>10 436 853</b>	<b>4 313</b>	<b>290 665</b>	<b>2 395 750</b>	<b>9 829 745</b>
311	Food mfg .....	257	21 082	134 645	591 687	279	20 359	125 911	544 154
312	Beverage & tobacco product mfg .....	51	6 531	62 332	243 307	53	7 472	72 155	285 921
313	Textile mills .....	34	(G)	(D)	(D)	28	1 614	8 857	39 263
314	Textile product mills .....	59	4 635	21 521	103 003	61	4 410	21 725	94 791
315	Apparel manufacturing .....	117	13 634	56 122	238 329	122	19 617	78 985	309 856
316	Leather & allied product mfg .....	12	(F)	(D)	(D)	15	1 287	5 658	22 444
321	Wood product mfg .....	451	12 627	60 522	270 753	443	11 907	53 838	241 896
322	Paper mfg .....	93	10 719	93 175	409 848	92	10 474	90 598	382 932
323	Printing & related support activities .....	416	14 505	111 406	447 900	442	14 906	112 649	457 951
324	Petroleum & coal products mfg .....	50	1 690	21 477	100 904	46	1 274	12 974	73 870
325	Chemical mfg .....	179	14 301	170 326	675 650	172	14 331	170 077	674 998
326	Plastics & rubber products mfg .....	218	20 766	146 544	619 259	217	19 158	128 815	562 753
327	Nonmetallic mineral product mfg .....	267	11 076	81 199	358 769	263	10 919	77 953	346 730
331	Primary metal mfg .....	94	16 043	147 935	636 902	83	15 472	152 979	621 390
332	Fabricated metal product mfg .....	757	27 023	200 962	864 243	754	25 629	188 505	789 973
333	Machinery mfg .....	382	25 210	200 657	871 483	380	22 717	205 583	843 420
334	Computer & electronic product mfg .....	80	9 487	136 964	495 570	79	11 486	112 654	445 674
335	Electrical equip, appliance & component mfg .....	86	18 000	164 872	646 858	87	18 547	156 387	653 760
336	Transportation equipment mfg .....	202	48 527	686 966	2 429 760	195	45 815	542 888	2 107 504
337	Furniture & related product mfg .....	209	6 676	33 885	157 485	218	5 855	31 006	136 289
339	Miscellaneous mfg .....	277	7 184	47 140	203 140	284	7 416	45 773	194 176
<b>42</b>	<b>Wholesale trade .....</b>	<b>4 986</b>	<b>72 525</b>	<b>560 951</b>	<b>2 408 073</b>	<b>5 059</b>	<b>69 862</b>	<b>529 399</b>	<b>2 214 967</b>
421	Wholesale trade, durable goods .....	3 227	39 687	324 296	1 399 136	3 251	37 568	302 601	1 268 846
422	Wholesale trade, nondurable goods .....	1 759	32 838	236 655	1 008 937	1 808	32 294	226 798	946 121
<b>44-45</b>	<b>Retail trade .....</b>	<b>17 105</b>	<b>216 211</b>	<b>837 362</b>	<b>3 619 769</b>	<b>17 374</b>	<b>221 580</b>	<b>798 582</b>	<b>3 385 861</b>
441	Motor vehicle & parts dealers .....	2 140	26 766	164 656	741 425	2 208	26 165	157 644	705 177
442	Furniture & home furnishing stores .....	905	6 893	31 493	137 833	930	6 863	30 721	132 065
443	Electronics & appliance stores .....	598	4 367	22 443	96 656	600	4 150	19 264	83 640
444	Bldg material & garden equip & supp dealers .....	1 653	18 951	97 986	434 458	1 698	19 160	97 264	412 706
445	Food & beverage stores .....	2 265	45 817	133 336	565 714	2 242	51 702	132 980	543 657
446	Health & personal care stores .....	1 203	12 653	54 834	241 464	1 236	12 309	49 393	211 028
447	Gasoline stations .....	2 457	20 232	58 701	249 695	2 562	21 446	55 741	244 252
448	Clothing & clothing accessories stores .....	1 849	15 000	42 341	178 148	1 869	14 520	41 151	171 384
451	Sporting goods, hobby, book & music stores .....	784	5 770	17 199	72 416	813	5 650	16 616	69 949
452	General merchandise stores .....	812	43 330	151 654	625 949	759	43 400	138 599	545 022
453	Miscellaneous store retailers .....	1 907	11 378	37 318	170 053	1 926	11 375	35 931	165 994
454	Nonstore retailers .....	532	5 054	25 401	105 958	531	4 840	23 278	100 987
<b>48-49</b>	<b>Transportation &amp; warehousing .....</b>	<b>3 053</b>	<b>66 537</b>	<b>563 304</b>	<b>2 339 616</b>	<b>2 996</b>	<b>60 183</b>	<b>485 382</b>	<b>2 054 206</b>
481	Air transportation .....	62	21 375	139 123	582 631	61	19 032	121 806	513 365
483	Water transportation .....	26	2 651	24 814	99 513	29	2 555	21 242	91 065
484	Truck transportation .....	2 230	22 059	147 733	658 606	2 195	21 391	139 191	611 343
485	Transit & ground passenger transportation .....	127	(G)	(D)	(D)	135	(G)	(D)	(D)
486	Pipeline transportation .....	46	(G)	(D)	(D)	45	(G)	(D)	(D)
487	Scenic & sightseeing transportation .....	17	(C)	(D)	(D)	16	(C)	(D)	(D)
488	Transportation support activities .....	311	5 488	35 860	158 252	300	4 097	25 146	110 856
492	Couriers & messengers .....	133	9 318	175 573	675 492	121	8 167	138 857	589 204
493	Warehousing & storage .....	101	2 271	15 262	68 666	94	1 688	9 777	41 435
<b>51</b>	<b>Information .....</b>	<b>1 408</b>	<b>28 091</b>	<b>215 164</b>	<b>885 205</b>	<b>1 357</b>	<b>27 037</b>	<b>197 744</b>	<b>825 818</b>
511	Publishing industries .....	311	9 001	65 130	250 598	316	9 478	63 355	262 137
512	Motion picture & sound recording industries .....	146	1 596	4 286	20 213	157	1 878	4 735	19 598
513	Broadcasting & telecommunications .....	795	14 300	125 019	526 199	745	12 962	113 256	474 758
514	Information & data processing services .....	156	3 194	20 749	88 195	139	2 719	16 398	69 325
<b>52</b>	<b>Finance &amp; insurance .....</b>	<b>5 510</b>	<b>61 430</b>	<b>564 421</b>	<b>2 108 990</b>	<b>5 400</b>	<b>61 079</b>	<b>507 467</b>	<b>1 989 927</b>
521	Monetary authorities - central bank .....	1	(C)	(D)	(D)	1	(C)	(D)	(D)
522	Credit intermediation & related activities .....	2 722	37 285	294 009	1 111 398	2 668	36 282	266 517	1 019 678
523	Security, commodity contracts & like activity .....	462	(H)	(D)	(D)	429	(H)	(D)	(D)
524	Insurance carriers & related activities .....	2 318	20 851	214 237	760 497	2 299	21 839	196 880	768 999
525	Funds, trusts, & other financial vehicles (part) .....	7	(B)	(D)	(D)	3	(B)	(D)	(D)
<b>53</b>	<b>Real estate &amp; rental &amp; leasing .....</b>	<b>3 321</b>	<b>18 136</b>	<b>89 675</b>	<b>397 544</b>	<b>3 256</b>	<b>17 502</b>	<b>80 904</b>	<b>354 532</b>
531	Real estate .....	2 309	9 291	44 062	198 946	2 267	9 235	40 557	177 622
532	Rental & leasing services .....	998	8 736	45 026	195 580	974	8 181	39 494	173 824
533	Lessors of other nonfinancial intangible asset .....	14	109	587	3 018	15	86	853	3 086

Note: Employment-size classes are indicated as follows: A—0 to 19; B—20 to 99; C—100 to 249; E—250 to 499; F—500 to 999; G—1,000 to 2,499; H—2,500 to 4,999; I—5,000 to 9,999; J—10,000 to 24,999; K—25,000 to 49,999; L—50,000 to 99,999; M—100,000 or more.

**Table 1. The State—Establishments, Employees, and Payroll by Major Group: 1999 and 1998—Con.**

[Excludes most government employees, railroad employees, and self-employed persons. (D) denotes figures withheld to avoid disclosing data for individual companies; the data are included in broader industry totals. For explanation of terms, abbreviations, and data reliability/comparability, see introductory text]

NAICS code	Major group	1999				1998			
		Number of establishments	Number of employees for week including March 12	Payroll (\$1,000)		Number of establishments	Number of employees for week including March 12	Payroll (\$1,000)	
				First quarter	Annual			First quarter	Annual
<b>54</b>	<b>Professional, scientific &amp; technical services</b> .....	<b>7 097</b>	<b>50 705</b>	<b>376 963</b>	<b>1 682 157</b>	<b>6 986</b>	<b>48 537</b>	<b>335 990</b>	<b>1 499 867</b>
541	Professional, scientific & technical services .....	7 097	50 705	376 963	1 682 157	6 986	48 537	335 990	1 499 867
<b>55</b>	<b>Management of companies &amp; enterprises</b> .....	<b>635</b>	<b>27 359</b>	<b>431 734</b>	<b>1 661 699</b>	<b>596</b>	<b>29 494</b>	<b>448 365</b>	<b>1 613 228</b>
551	Management of companies & enterprises .....	635	27 359	431 734	1 661 699	596	29 494	448 365	1 613 228
<b>56</b>	<b>Admin, support, waste mgt, remediation services</b> .....	<b>3 616</b>	<b>75 212</b>	<b>273 262</b>	<b>1 242 116</b>	<b>3 645</b>	<b>70 020</b>	<b>248 573</b>	<b>1 103 006</b>
561	Administrative & support services .....	3 390	71 974	249 773	1 141 865	3 411	66 848	226 648	1 008 520
562	Waste management & remediation services .....	226	3 238	23 489	100 251	234	3 172	21 925	94 486
<b>61</b>	<b>Educational services</b> .....	<b>762</b>	<b>24 041</b>	<b>91 777</b>	<b>388 799</b>	<b>752</b>	<b>22 859</b>	<b>83 166</b>	<b>351 544</b>
611	Educational services .....	762	24 041	91 777	388 799	752	22 859	83 166	351 544
<b>62</b>	<b>Health care and social assistance</b> .....	<b>8 573</b>	<b>199 385</b>	<b>1 215 502</b>	<b>5 391 987</b>	<b>8 480</b>	<b>194 305</b>	<b>1 164 509</b>	<b>5 052 060</b>
621	Ambulatory health care services .....	6 009	59 447	486 080	2 253 571	6 021	57 671	462 735	2 130 997
622	Hospitals .....	140	79 517	512 850	2 204 619	132	77 449	494 322	2 071 514
623	Nursing & residential care facilities .....	627	35 266	139 903	598 488	581	35 739	139 391	554 141
624	Social assistance .....	1 797	25 155	76 669	335 309	1 746	23 446	68 061	295 408
<b>71</b>	<b>Arts, entertainment &amp; recreation</b> .....	<b>1 205</b>	<b>14 931</b>	<b>48 307</b>	<b>248 040</b>	<b>1 226</b>	<b>14 635</b>	<b>44 422</b>	<b>221 300</b>
711	Performing arts, spectator sports & related industries .....	279	3 950	18 364	97 915	290	3 691	16 515	80 560
712	Museums, historical sites & like institutions .....	62	710	2 637	13 211	61	642	2 252	10 156
713	Amusement, gambling & recreation industries .....	864	10 271	27 306	136 914	875	10 302	25 655	130 584
<b>72</b>	<b>Accommodation &amp; food services</b> .....	<b>6 507</b>	<b>129 217</b>	<b>305 910</b>	<b>1 360 081</b>	<b>6 554</b>	<b>127 561</b>	<b>284 630</b>	<b>1 245 296</b>
721	Accommodation .....	727	13 763	40 468	192 830	714	14 020	39 670	178 572
722	Food services & drinking places .....	5 780	115 454	265 442	1 167 251	5 840	113 541	244 960	1 066 724
<b>81</b>	<b>Other services (except public administration)</b> .....	<b>10 026</b>	<b>64 588</b>	<b>254 257</b>	<b>1 098 150</b>	<b>10 079</b>	<b>62 968</b>	<b>241 141</b>	<b>1 042 453</b>
811	Repair & maintenance .....	3 036	16 814	87 585	381 387	3 104	17 012	87 075	383 740
812	Personal & laundry services .....	2 394	16 061	60 779	267 432	2 402	15 727	56 416	249 961
813	Religious, grantmaking, civic, prof & like organizations .....	4 596	31 713	105 893	449 331	4 573	30 229	97 650	408 752
<b>95</b>	<b>Auxiliaries (exc corporate, subsidiary &amp; regional mgt)</b> .....	<b>219</b>	<b>12 227</b>	<b>87 892</b>	<b>369 219</b>	<b>218</b>	<b>11 968</b>	<b>85 035</b>	<b>340 791</b>
<b>99</b>	<b>Unclassified establishments</b> .....	<b>820</b>	<b>993</b>	<b>2 623</b>	<b>18 279</b>	<b>579</b>	<b>812</b>	<b>1 916</b>	<b>11 268</b>

Note: Employment-size classes are indicated as follows: A—0 to 19; B—20 to 99; C—100 to 249; E—250 to 499; F—500 to 999; G—1,000 to 2,499; H—2,500 to 4,999; I—5,000 to 9,999; J—10,000 to 24,999; K—25,000 to 49,999; L—50,000 to 99,999; M—100,000 or more.

**Table 2. The State—Employees, Payroll, and Establishments by Industry: 1999**

[Excludes most government employees, railroad employees, and self-employed persons. Size class 1 to 4 includes establishments with payroll, but no employees, during mid-March pay period. (D) denotes figures withheld to avoid disclosing data for individual companies; the data are included in broader industry totals. For explanation of terms, abbreviations, and data reliability/comparability, see introductory text]

NAICS code	Industry	Number of employees for week including March 12	Payroll (\$1,000)		Total number of establishments	Number of establishments by employment-size class									
			First quarter	Annual		1 to 4	5 to 9	10 to 19	20 to 49	50 to 99	100 to 249	250 to 499	500 to 999	1,000 or more	
	<b>Total</b> .....	<b>1 469 315</b>	<b>9 366 836</b>	<b>39 540 856</b>	<b>89 946</b>	<b>45 836</b>	<b>18 826</b>	<b>11 923</b>	<b>8 280</b>	<b>2 685</b>	<b>1 697</b>	<b>468</b>	<b>161</b>	<b>70</b>	
<b>11</b>	<b>Forestry, fishing, hunting, and agriculture support</b> .....	<b>2 231</b>	<b>10 687</b>	<b>49 448</b>	<b>343</b>	<b>214</b>	<b>75</b>	<b>33</b>	<b>16</b>	<b>4</b>	<b>1</b>	—	—	—	
113	Forestry and logging .....	(F)	(D)	(D)	193	126	46	16	5	—	—	—	—	—	
1132	Forest nurseries & gathering forest products .....	(A)	(D)	(D)	1	1	—	—	—	—	—	—	—	—	
11321	Forest nurseries & gathering forest products .....	(A)	(D)	(D)	1	1	—	—	—	—	—	—	—	—	
113210	Forest nurseries & gathering forest products .....	(A)	(D)	(D)	1	1	—	—	—	—	—	—	—	—	
1133	Logging .....	(F)	(D)	(D)	192	125	46	16	5	—	—	—	—	—	
11331	Logging .....	(F)	(D)	(D)	192	125	46	16	5	—	—	—	—	—	
113310	Logging .....	(F)	(D)	(D)	192	125	46	16	5	—	—	—	—	—	
114	Fishing, hunting & trapping .....	(B)	(D)	(D)	8	3	2	2	1	—	—	—	—	—	
1141	Fishing .....	(B)	(D)	(D)	1	—	—	—	1	—	—	—	—	—	
11411	Fishing .....	(B)	(D)	(D)	1	—	—	—	1	—	—	—	—	—	
114111	Finfish fishing .....	(B)	(D)	(D)	1	—	—	—	1	—	—	—	—	—	
1142	Hunting & trapping .....	(B)	(D)	(D)	7	3	2	2	—	—	—	—	—	—	
11421	Hunting & trapping .....	(B)	(D)	(D)	7	3	2	2	—	—	—	—	—	—	
114210	Hunting & trapping .....	(B)	(D)	(D)	7	3	2	2	—	—	—	—	—	—	
115	Agriculture & forestry support activities .....	1 290	7 219	32 703	142	85	27	15	10	4	1	—	—	—	
1151	Crop production support activities .....	213	935	3 930	36	20	8	6	2	—	—	—	—	—	
11511	Crop production support activities .....	213	935	3 930	36	20	8	6	2	—	—	—	—	—	
115111	Cotton ginning .....	(A)	(D)	(D)	1	1	—	—	—	—	—	—	—	—	
115112	Soil preparation, planting, & cultivating .....	114	507	2 552	19	10	5	3	1	—	—	—	—	—	
115113	Crop harvesting, primarily by machine .....	(A)	(D)	(D)	1	1	—	—	—	—	—	—	—	—	
115114	Postharvest crop activities (exc ginning) .....	(B)	(D)	(D)	7	4	1	2	—	—	—	—	—	—	
115115	Farm labor contractors & crew leaders .....	(A)	(D)	(D)	3	2	1	—	—	—	—	—	—	—	
115116	Farm management services .....	(B)	(D)	(D)	5	2	1	1	1	—	—	—	—	—	
1152	Animal production support activities .....	1 007	5 855	26 735	99	61	19	7	7	4	1	—	—	—	
11521	Animal production support activities .....	1 007	5 855	26 735	99	61	19	7	7	4	1	—	—	—	
115210	Animal production support activities .....	1 007	5 855	26 735	99	61	19	7	7	4	1	—	—	—	
1153	Forestry support activities .....	70	429	2 038	7	4	—	2	1	—	—	—	—	—	
11531	Forestry support activities .....	70	429	2 038	7	4	—	2	1	—	—	—	—	—	
115310	Forestry support activities .....	70	429	2 038	7	4	—	2	1	—	—	—	—	—	
<b>21</b>	<b>Mining</b> .....	<b>20 798</b>	<b>212 524</b>	<b>880 381</b>	<b>624</b>	<b>218</b>	<b>68</b>	<b>94</b>	<b>137</b>	<b>53</b>	<b>40</b>	<b>14</b>	—	—	
211	Oil & gas extraction .....	715	5 292	24 922	80	51	16	4	7	1	1	—	—	—	
2111	Oil & gas extraction .....	715	5 292	24 922	80	51	16	4	7	1	1	—	—	—	
21111	Oil & gas extraction .....	715	5 292	24 922	80	51	16	4	7	1	1	—	—	—	
211111	Crude petroleum & natural gas extraction .....	(F)	(D)	(D)	78	50	16	4	6	1	1	—	—	—	
211112	Natural gas liquid extraction .....	(B)	(D)	(D)	2	1	—	—	1	—	—	—	—	—	
212	Mining (except oil & gas) .....	18 575	194 277	796 362	411	87	37	74	115	47	37	14	—	—	
2121	Coal mining .....	16 179	176 198	710 398	309	69	26	43	82	41	34	14	—	—	
21211	Coal mining .....	16 179	176 198	710 398	309	69	26	43	82	41	34	14	—	—	
212111	Bituminous coal & lignite surface mining .....	6 351	64 196	261 103	151	40	14	24	37	19	13	4	—	—	
212112	Bituminous coal underground mining .....	9 828	112 002	449 295	158	29	12	19	45	22	21	10	—	—	
2122	Metal ore mining .....	(B)	(D)	(D)	1	—	—	—	1	—	—	—	—	—	
21222	Gold ore & silver ore mining .....	(B)	(D)	(D)	1	—	—	—	1	—	—	—	—	—	
212221	Gold ore mining .....	(B)	(D)	(D)	1	—	—	—	1	—	—	—	—	—	
2123	Nonmetallic mineral mining & quarrying .....	(G)	(D)	(D)	101	18	11	31	32	6	3	—	—	—	
21231	Stone mining & quarrying .....	1 863	14 026	65 466	72	8	6	26	25	5	2	—	—	—	
212311	Dimension stone mining & quarrying .....	(A)	(D)	(D)	3	2	—	1	—	—	—	—	—	—	
212312	Crushed & broken limestone mining & quarrying .....	1 837	13 910	64 991	66	4	5	25	25	5	2	—	—	—	
212319	Other crushed & broken stone mining & quarrying .....	(A)	(D)	(D)	3	2	1	—	—	—	—	—	—	—	
21232	Sand, gravel, clay, refractory minerals mining .....	(F)	(D)	(D)	29	10	5	5	7	1	1	—	—	—	
212321	Construction sand & gravel mining .....	378	2 804	15 031	25	9	5	5	5	—	1	—	—	—	
212324	Kaolin & ball clay mining .....	(C)	(D)	(D)	2	—	—	—	1	—	—	—	—	—	
212325	Clay & ceramic & refractory minerals mining .....	(B)	(D)	(D)	2	1	—	—	1	—	—	—	—	—	
213	Mining support activities .....	1 508	12 955	59 097	133	80	15	16	15	5	2	—	—	—	
2131	Mining support activities .....	1 508	12 955	59 097	133	80	15	16	15	5	2	—	—	—	
21311	Mining support activities .....	1 508	12 955	59 097	133	80	15	16	15	5	2	—	—	—	
213111	Drilling oil & gas wells .....	(C)	(D)	(D)	28	18	5	4	—	1	—	—	—	—	
213112	Oil & gas operations support activities .....	338	2 679	12 327	53	38	4	7	2	2	—	—	—	—	
213113	Support activities for coal mining .....	907	8 602	39 881	46	21	5	4	12	2	2	—	—	—	
213114	Support activities for metal mining .....	(B)	(D)	(D)	2	1	—	—	1	—	—	—	—	—	
213115	Nonmetallic minerals support activity (exc fuels) .....	(B)	(D)	(D)	4	2	1	1	—	—	—	—	—	—	
<b>22</b>	<b>Utilities</b> .....	<b>10 496</b>	<b>131 499</b>	<b>508 343</b>	<b>355</b>	<b>130</b>	<b>72</b>	<b>41</b>	<b>53</b>	<b>31</b>	<b>23</b>	<b>4</b>	<b>1</b>	—	
221	Utilities .....	10 496	131 499	508 343	355	130	72	41	53	31	23	4	1	—	
2211	Elec pwr generation, transmsn & distribution .....	9 004	111 796	440 257	226	70	33	26	45	26	21	4	1	—	
22111	Electric power generation .....	2 356	30 777	124 332	24	1	1	1	6	6	8	1	—	—	
221111	Hydroelectric power generation .....	(B)	(D)	(D)	2	—	—	—	2	—	—	—	—	—	
221112	Fossil fuel electric power generation .....	(G)	(D)	(D)	21	1	1	1	3	6	8	1	—	—	
221119	Other electric power generation .....	(B)	(D)	(D)	1	—	—	—	1	—	—	—	—	—	
22112	Electric pwr transmsn, control & distribution .....	6 648	81 019	315 925	202	69	32	25	39	20	13	3	1	—	
221121	Electric bulk power transmission & control .....	(C)	(D)	(D)	5	1	2	—	1	—	—	—	—	—	
221122	Electric power distribution .....	(I)	(D)	(D)	197	68	30	25	38	20	12	3	1	—	
2212	Natural gas distribution .....	1 053	16 826	55 221	73	28	22	10	8	4	1	—	—	—	
22121	Natural gas distribution .....	1 053	16 826	55 221	73	28	22	10	8	4	1	—	—	—	
221210	Natural gas distribution .....	1 053	16 826	55 221	73	28	22	10	8	4	1	—	—	—	

Note: Employment-size classes are indicated as follows: A—0 to 19; B—20 to 99; C—100 to 249; E—250 to 499; F—500 to 999; G—1,000 to 2,499; H—2,500 to 4,999; I—5,000 to 9,999; J—10,000 to 24,999; K—25,000 to 49,999; L—50,000 to 99,999; M—100,000 or more.



**Table 2. The State—Employees, Payroll, and Establishments by Industry: 1999—Con.**

[Excludes most government employees, railroad employees, and self-employed persons. Size class 1 to 4 includes establishments with payroll, but no employees, during mid-March pay period. (D) denotes figures withheld to avoid disclosing data for individual companies; the data are included in broader industry totals. For explanation of terms, abbreviations, and data reliability/comparability, see introductory text]

NAICS code	Industry	Number of employees for week including March 12	Payroll (\$1,000)		Total number of establishments	Number of establishments by employment-size class									
			First quarter	Annual		1 to 4	5 to 9	10 to 19	20 to 49	50 to 99	100 to 249	250 to 499	500 to 999	1,000 or more	
<b>23</b>	<b>Construction—Con.</b>														
235	Special trade contractors—Con.														
2359	Other special trade contractors—Con.														
23595	Bldg equip & oth mach installation contractor	1 205	9 313	46 285	63	22	14	9	14	2	2	—	—	—	
235950	Bldg equip & oth mach installation contractor	1 205	9 313	46 285	63	22	14	9	14	2	2	—	—	—	
23599	All other special trade contractors	2 308	10 967	52 965	385	223	95	44	20	3	—	—	—	—	
235990	All other special trade contractors	2 308	10 967	52 965	385	223	95	44	20	3	—	—	—	—	
<b>31-33</b>	<b>Manufacturing</b>	<b>292 206</b>	<b>2 593 142</b>	<b>10 436 853</b>	<b>4 291</b>	<b>1 202</b>	<b>654</b>	<b>642</b>	<b>729</b>	<b>358</b>	<b>429</b>	<b>180</b>	<b>70</b>	<b>27</b>	
311	Food mfg.	21 082	134 645	591 687	257	83	42	25	39	21	20	15	9	3	
3111	Animal food mfg.	657	5 363	22 899	24	1	6	7	8	1	1	—	—	—	
31111	Animal food mfg.	657	5 363	22 899	24	1	6	7	8	1	1	—	—	—	
311111	Dog & cat food mfg.	(E)	(D)	(D)	3	—	—	1	1	—	1	—	—	—	
311119	Other animal food mfg.	(E)	(D)	(D)	21	1	6	6	7	1	—	—	—	—	
3112	Grain & oilseed milling	490	3 587	14 991	10	—	1	1	5	2	1	—	—	—	
31121	Flour milling & malt mfg.	(C)	(D)	(D)	5	—	1	—	4	—	—	—	—	—	
311211	Flour milling	(C)	(D)	(D)	5	—	1	—	4	—	—	—	—	—	
31122	Starch & vegetable fats & oils mfg.	(E)	(D)	(D)	5	—	—	1	1	2	1	—	—	—	
311221	Wet corn milling	(A)	(D)	(D)	1	—	—	1	—	—	—	—	—	—	
311222	Soybean processing	(C)	(D)	(D)	1	—	—	—	—	—	1	—	—	—	
311225	Fats & oils refining & blending	(C)	(D)	(D)	3	—	—	—	1	2	—	—	—	—	
3113	Sugar & confectionery product mfg.	336	2 980	10 241	17	6	7	1	2	—	1	—	—	—	
31132	Choc & confectionery mfg from cacao beans	(A)	(D)	(D)	2	1	1	—	—	—	—	—	—	—	
311320	Choc & confectionery mfg from cacao beans	(A)	(D)	(D)	2	1	1	—	—	—	—	—	—	—	
31133	Confectionery mfg from purchased chocolate	(B)	(D)	(D)	8	1	5	1	1	—	—	—	—	—	
311330	Confectionery mfg from purchased chocolate	(B)	(D)	(D)	8	1	5	1	1	—	—	—	—	—	
31134	Nonchocolate confectionery mfg.	(E)	(D)	(D)	7	4	1	—	1	—	1	—	—	—	
311340	Nonchocolate confectionery mfg.	(E)	(D)	(D)	7	4	1	—	1	—	1	—	—	—	
3114	Fruit & veg preserving & specialty food mfg.	2 927	20 032	83 031	18	4	2	1	3	2	3	1	1	1	
31141	Frozen food mfg.	1 982	12 034	49 216	6	—	1	—	1	1	1	—	1	1	
311412	Frozen specialty food mfg.	1 982	12 034	49 216	6	—	1	—	1	1	1	—	1	1	
31142	Fruit & veg canning, pickling & drying	945	7 998	33 815	12	4	1	1	2	1	2	1	—	—	
311421	Fruit & vegetable canning	(F)	(D)	(D)	11	4	1	1	2	1	1	1	—	—	
311423	Dried & dehydrated food mfg.	(C)	(D)	(D)	1	—	—	—	—	—	1	—	—	—	
3115	Dairy product mfg.	2 111	15 781	68 741	16	2	—	—	1	3	7	3	—	—	
31151	Dairy product (exc frozen) mfg.	(G)	(D)	(D)	14	2	—	—	1	2	6	3	—	—	
311511	Fluid milk mfg.	(G)	(D)	(D)	11	1	—	—	—	2	5	3	—	—	
311512	Creamery butter mfg.	(A)	(D)	(D)	1	1	—	—	—	—	—	—	—	—	
311513	Cheese mfg.	(B)	(D)	(D)	1	—	—	—	1	—	—	—	—	—	
311514	Dry, condensed, evaporated dairy product mfg.	(C)	(D)	(D)	1	—	—	—	—	—	1	—	—	—	
31152	Ice cream & frozen dessert mfg.	(C)	(D)	(D)	2	—	—	—	—	1	1	—	—	—	
311520	Ice cream & frozen dessert mfg.	(C)	(D)	(D)	2	—	—	—	—	1	1	—	—	—	
3116	Animal slaughtering & processing	7 405	40 714	177 822	54	25	6	3	5	5	1	2	5	2	
31161	Animal slaughtering & processing	7 405	40 714	177 822	54	25	6	3	5	5	1	2	5	2	
311611	Animal (except poultry) slaughtering	2 285	14 732	60 453	30	19	4	2	—	2	—	1	1	1	
311612	Meat processed from carcasses	(G)	(D)	(D)	17	6	2	—	4	2	1	1	—	—	
311613	Rendering & meat by-product processing	(C)	(D)	(D)	3	—	—	—	1	1	—	—	—	—	
311615	Poultry processing	3 666	15 429	71 718	4	—	—	—	1	—	—	—	3	1	
3118	Bakeries & tortilla mfg.	5 481	31 968	145 790	94	38	18	11	10	5	2	7	3	—	
31181	Bread & bakery product mfg.	2 887	17 130	79 575	79	36	17	9	9	2	—	5	1	—	
311811	Retail bakeries	(E)	(D)	(D)	60	33	13	8	6	—	—	—	—	—	
311812	Commercial bakeries	2 114	12 737	59 129	18	3	4	1	3	2	—	4	1	—	
311813	Frozen cakes, pies & other pastries mfg.	(E)	(D)	(D)	1	—	—	—	—	—	—	1	—	—	
31182	Cookie, cracker & pasta mfg.	(G)	(D)	(D)	14	2	1	2	1	3	1	2	2	—	
311821	Cookie & cracker mfg.	1 874	9 890	44 020	7	1	—	1	—	1	1	1	2	—	
311822	Flour mixes & dough mfg from purchased flour	(E)	(D)	(D)	5	—	1	1	1	1	—	1	—	—	
311823	Dry pasta mfg.	(C)	(D)	(D)	2	1	—	—	—	1	—	—	—	—	
31183	Tortilla mfg.	(C)	(D)	(D)	1	—	—	—	—	—	1	—	—	—	
311830	Tortilla mfg.	(C)	(D)	(D)	1	—	—	—	—	—	1	—	—	—	
3119	Other food mfg.	1 675	14 220	68 172	24	7	2	1	5	3	4	2	—	—	
31191	Snack food mfg.	903	7 128	32 856	6	2	—	—	—	—	2	2	—	—	
311911	Roasted nuts & peanut butter mfg.	(F)	(D)	(D)	4	1	—	—	—	—	2	1	—	—	
311919	Other snack food mfg.	(E)	(D)	(D)	2	1	—	—	—	—	—	1	—	—	
31192	Coffee & tea mfg.	186	1 123	5 039	3	—	1	—	—	2	—	—	—	—	
311920	Coffee & tea mfg.	186	1 123	5 039	3	—	1	—	—	2	—	—	—	—	
31193	Flavoring syrup & concentrate mfg.	(B)	(D)	(D)	4	1	1	—	2	—	—	—	—	—	
311930	Flavoring syrup & concentrate mfg.	(B)	(D)	(D)	4	1	1	—	2	—	—	—	—	—	
31194	Seasoning & dressing mfg.	(E)	(D)	(D)	4	1	—	1	—	—	2	—	—	—	
311942	Spice & extract mfg.	(E)	(D)	(D)	4	1	—	1	—	—	2	—	—	—	
31199	All other food mfg.	1 100	10 394	7 176	7	3	—	—	3	1	—	—	—	—	
311991	Perishable prepared food mfg.	(B)	(D)	(D)	2	1	—	—	1	—	—	—	—	—	
311999	All other miscellaneous food mfg.	(C)	(D)	(D)	5	2	—	—	2	1	—	—	—	—	
312	Beverage & tobacco product mfg.	6 531	62 332	243 307	51	7	7	4	7	7	12	6	—	1	
3121	Beverage mfg.	3 761	29 270	127 003	44	7	7	4	7	6	9	4	—	—	
31211	Soft drink & ice mfg.	(G)	(D)	(D)	26	5	6	3	4	3	3	2	—	—	
312111	Soft drink mfg.	(G)	(D)	(D)	12	1	1	—	3	3	2	2	—	—	
312112	Bottled water mfg.	(C)	(D)	(D)	2	1	—	—	—	—	1	—	—	—	
312113	Ice mfg.	(C)	(D)	(D)	12	3	5	3	1	—	—	—	—	—	
31212	Breweries	(B)	(D)	(D)	3	2	—	—	—	1	—	—	—	—	
312120	Breweries	(B)	(D)	(D)	3	2	—	—	—	1	—	—	—	—	
31214	Distilleries	2 077	18 387	77 176	15	—	1	1	3	2	6	2	—	—	
312140	Distilleries	2 077	18 387	77 176	15	—	1	1	3	2	6	2	—	—	

Note: Employment-size classes are indicated as follows: A—0 to 19; B—20 to 99; C—100 to 249; E—250 to 499; F—500 to 2,499; G—1,000 to 2,499; H—2,500 to 4,999; I—5,000 to 9,999; J—10,000 to 24,999; K—25,000 to 49,999; L—50,000 to 99,999; M—100,000 or more.

**Table 2. The State—Employees, Payroll, and Establishments by Industry: 1999—Con.**

[Excludes most government employees, railroad employees, and self-employed persons. Size class 1 to 4 includes establishments with payroll, but no employees, during mid-March pay period. (D) denotes figures withheld to avoid disclosing data for individual companies; the data are included in broader industry totals. For explanation of terms, abbreviations, and data reliability/comparability, see introductory text]

NAICS code	Industry	Number of employees for week including March 12	Payroll (\$1,000)		Total number of establishments	Number of establishments by employment-size class														
			First quarter	Annual		1 to 4	5 to 9	10 to 19	20 to 49	50 to 99	100 to 249	250 to 499	500 to 999	1,000 or more						
<b>31-33</b>	<b>Manufacturing—Con.</b>																			
312	Beverage & tobacco product mfg—Con.																			
3122	Tobacco mfg.....	2 770	33 062	116 304	7	—	—	—	—	1	3	2	—	—	—	—	—	—	—	1
31221	Tobacco stemming & redrying.....	(E)	(D)	(D)	3	—	—	—	—	—	3	—	—	—	—	—	—	—	—	—
312210	Tobacco stemming & redrying.....	(E)	(D)	(D)	3	—	—	—	—	—	3	—	—	—	—	—	—	—	—	—
31222	Tobacco product mfg.....	(G)	(D)	(D)	4	—	—	—	—	1	—	2	—	—	—	—	—	—	—	1
312221	Cigarette mfg.....	(G)	(D)	(D)	1	—	—	—	—	—	—	—	—	—	—	—	—	—	—	1
312229	Other tobacco product mfg.....	(F)	(D)	(D)	3	—	—	—	—	1	—	2	—	—	—	—	—	—	—	—
313	Textile mills.....	(G)	(D)	(D)	34	16	4	1	4	4	4	1	—	—	—	—	—	—	—	—
3131	Fiber, yarn & thread mills.....	(B)	(D)	(D)	1	—	—	—	—	1	—	—	—	—	—	—	—	—	—	—
31311	Fiber, yarn & thread mills.....	(B)	(D)	(D)	1	—	—	—	—	1	—	—	—	—	—	—	—	—	—	—
313112	Yarn texturing, throwing & twisting mills.....	(B)	(D)	(D)	1	—	—	—	—	1	—	—	—	—	—	—	—	—	—	—
3132	Fabric mills.....	(G)	(D)	(D)	19	7	2	—	4	2	4	—	—	—	—	—	—	—	—	—
31321	Broadwoven fabric mills.....	(C)	(D)	(D)	5	2	—	—	3	—	—	—	—	—	—	—	—	—	—	—
313210	Broadwoven fabric mills.....	(C)	(D)	(D)	5	2	—	—	3	—	—	—	—	—	—	—	—	—	—	—
31322	Narrow fabric mills & schiffli mach embroidery.....	(E)	(D)	(D)	4	1	1	—	—	—	2	—	—	—	—	—	—	—	—	—
313221	Narrow fabric mills.....	(C)	(D)	(D)	3	1	1	—	—	—	1	—	—	—	—	—	—	—	—	—
313222	Schiffli machine embroidery.....	(C)	(D)	(D)	1	—	—	—	—	—	1	—	—	—	—	—	—	—	—	—
31323	Nonwoven fabric mills.....	354	2 495	19 856	5	2	—	—	—	2	1	—	—	—	—	—	—	—	—	—
313230	Nonwoven fabric mills.....	354	2 495	19 856	5	2	—	—	—	2	1	—	—	—	—	—	—	—	—	—
31324	Knit fabric mills.....	(E)	(D)	(D)	5	2	1	—	1	—	1	—	—	—	—	—	—	—	—	—
313241	Weft knit fabric mills.....	(B)	(D)	(D)	3	1	1	—	1	—	—	—	—	—	—	—	—	—	—	—
313249	Other knit fabric & lace mills.....	(C)	(D)	(D)	2	1	—	—	—	—	1	—	—	—	—	—	—	—	—	—
3133	Textile, fabric finishing, fabric coating mills.....	(E)	(D)	(D)	14	9	2	1	—	1	—	1	—	—	—	—	—	—	—	—
31331	Textile & fabric finishing mills.....	(E)	(D)	(D)	13	9	2	1	—	—	—	1	—	—	—	—	—	—	—	—
313311	Broadwoven fabric finishing mills.....	(B)	(D)	(D)	11	8	2	1	—	—	—	—	—	—	—	—	—	—	—	—
313312	Textile, fabric finishing (exc broadwoven) mills.....	(E)	(D)	(D)	2	1	—	—	—	—	—	1	—	—	—	—	—	—	—	—
31332	Fabric coating mills.....	(B)	(D)	(D)	1	—	—	—	—	—	1	—	—	—	—	—	—	—	—	—
313320	Fabric coating mills.....	(B)	(D)	(D)	1	—	—	—	—	—	1	—	—	—	—	—	—	—	—	—
314	Textile product mills.....	4 635	21 521	103 003	59	15	13	6	10	4	6	2	3	—	—	—	—	—	—	—
3141	Textile furnishings mills.....	1 872	9 862	53 218	30	12	5	1	4	1	5	2	—	—	—	—	—	—	—	—
31411	Carpet & rug mills.....	(C)	(D)	(D)	3	—	1	—	—	—	1	—	—	—	—	—	—	—	—	—
314110	Carpet & rug mills.....	(C)	(D)	(D)	3	—	1	—	—	—	1	—	—	—	—	—	—	—	—	—
31412	Curtain & linen mills.....	(G)	(D)	(D)	27	12	4	—	4	1	4	2	—	—	—	—	—	—	—	—
314121	Curtain & drapery mills.....	(E)	(D)	(D)	16	11	1	—	3	—	1	3	2	—	—	—	—	—	—	—
314129	Other household textile product mills.....	1 358	7 424	43 058	11	1	3	—	1	1	3	2	—	—	—	—	—	—	—	—
3149	Other textile product mills.....	2 763	11 659	49 785	29	3	8	5	6	3	1	—	3	—	—	—	—	—	—	—
31491	Textile bag & canvas mills.....	(E)	(D)	(D)	14	—	4	4	4	2	—	—	—	—	—	—	—	—	—	—
314911	Textile bag mills.....	(C)	(D)	(D)	4	—	1	3	—	—	—	—	—	—	—	—	—	—	—	—
314912	Canvas & related product mills.....	(C)	(D)	(D)	10	—	4	3	1	2	—	—	—	—	—	—	—	—	—	—
31499	All other textile product mills.....	(D)	(D)	(D)	15	3	4	1	2	1	1	—	3	—	—	—	—	—	—	—
314991	Rope, cordage & twine mills.....	(B)	(D)	(D)	1	—	—	—	—	1	—	—	—	—	—	—	—	—	—	—
314999	All other miscellaneous textile product mills.....	(G)	(D)	(D)	14	3	4	1	2	—	1	—	3	—	—	—	—	—	—	—
315	Apparel manufacturing.....	13 634	56 122	238 329	117	39	5	5	8	12	29	15	4	—	—	—	—	—	—	—
3151	Apparel knitting mills.....	1 469	7 191	33 899	11	5	—	1	—	1	2	1	—	—	—	—	—	—	—	—
31511	Hosiery & sock mills.....	(F)	(D)	(D)	8	5	—	1	—	—	1	1	—	—	—	—	—	—	—	—
315111	Shear hosiery mills.....	(A)	(D)	(D)	1	1	—	—	—	—	—	—	—	—	—	—	—	—	—	—
315119	Other hosiery & sock mills.....	(F)	(D)	(D)	7	4	—	1	—	—	1	—	—	—	—	—	—	—	—	—
31519	Other apparel knitting mills.....	(F)	(D)	(D)	3	—	—	—	—	—	1	1	—	—	—	—	—	—	—	—
315191	Outerwear knitting mills.....	(F)	(D)	(D)	3	—	—	—	—	—	1	1	—	—	—	—	—	—	—	—
3152	Cut & sew apparel mfg.....	11 706	45 590	192 754	89	25	4	2	7	9	25	14	3	—	—	—	—	—	—	—
31521	Cut & sew apparel contractors.....	2 673	9 016	41 907	28	11	2	1	2	2	6	3	1	—	—	—	—	—	—	—
315211	Men's, boys' cut & sew apparel contractors.....	1 838	6 250	26 629	11	2	—	—	1	1	4	2	1	—	—	—	—	—	—	—
315212	Women's, girls', infants, cut, sew apparel contr.....	835	2 766	15 278	17	9	2	1	1	1	2	1	—	—	—	—	—	—	—	—
31522	Men's, boys' cut & sew apparel mfg.....	5 932	23 886	98 225	37	4	—	—	4	5	16	8	—	—	—	—	—	—	—	—
315221	Men's, boys' cut & sew underwear, nightwear mfg.....	(E)	(D)	(D)	2	—	—	—	1	—	—	1	—	—	—	—	—	—	—	—
315222	Men's, boys' cut & sew suit, coat, overcoat mfg.....	(F)	(D)	(D)	2	—	—	—	—	—	—	2	—	—	—	—	—	—	—	—
315223	Men's, boys' cut & sew shirt (exc work) mfg.....	(E)	(D)	(D)	2	—	—	—	—	—	1	1	—	—	—	—	—	—	—	—
315224	Men's, boys' cut & sew trouser, slack, jean mfg.....	1 097	3 647	16 022	9	3	—	—	—	1	4	1	—	—	—	—	—	—	—	—
315225	Men's, boys' cut & sew work clothing mfg.....	3 362	13 663	56 232	20	—	—	—	2	4	11	3	—	—	—	—	—	—	—	—
315228	Men's, boys' cut & sew oth outerwear mfg.....	(B)	(D)	(D)	2	1	—	—	1	—	—	—	—	—	—	—	—	—	—	—
31523	Women's, girls' cut & sew apparel mfg.....	(H)	(D)	(D)	19	8	1	—	1	2	3	2	—	—	—	—	—	—	—	—
315231	Women's, girls' cut & sew lingerie mfg.....	(E)	(D)	(D)	2	—	—	—	1	—	—	1	—	—	—	—	—	—	—	—
315232	Women's, girls' cut & sew blouse mfg.....	(E)	(D)	(D)	4	2	—	—	—	1	1	—	—	—	—	—	—	—	—	—
315233	Women's, girls' cut & sew dress mfg.....	(A)	(D)	(D)	1	—	1	—	—	—	—	—	—	—	—	—	—	—	—	—
315239	Women's, girls' cut & sew other outerwear mfg.....	(G)	(D)	(D)	12	6	—	—	—	1	2	1	2	—	—	—	—	—	—	—
31529	Other cut & sew apparel mfg.....	(E)	(D)	(D)	5	2	1	1	—	—	—	1	—	—	—	—	—	—	—	—
315291	Infants' cut & sew apparel mfg.....	(E)	(D)	(D)	1	—	—	—	—	—	—	—	—	—	—	—	—	—	—	—
315299	All other cut & sew apparel mfg.....	(B)	(D)	(D)	4	2	1	1	—	—	—	—	—	—	—	—	—	—	—	—
3159	Apparel accessories & other apparel mfg.....	459	3 341	11 676	17	9	1	2	1	2	—	—	—	—	—	—	—	—	—	—
31599	Apparel accessories & other apparel mfg.....	459	3 341	11 676	17	9	1	2	1											

**Table 2. The State—Employees, Payroll, and Establishments by Industry: 1999—Con.**

[Excludes most government employees, railroad employees, and self-employed persons. Size class 1 to 4 includes establishments with payroll, but no employees, during mid-March pay period. (D) denotes figures withheld to avoid disclosing data for individual companies; the data are included in broader industry totals. For explanation of terms, abbreviations, and data reliability/comparability, see introductory text]

NAICS code	Industry	Number of employees for week including March 12	Payroll (\$1,000)		Total number of establishments	Number of establishments by employment-size class										
			First quarter	Annual		1 to 4	5 to 9	10 to 19	20 to 49	50 to 99	100 to 249	250 to 499	500 to 999	1,000 or more		
<b>31-33</b>	<b>Manufacturing—Con.</b>															
316	Leather & allied product mfg . . . . .	(F)	(D)	(D)	12	5	—	2	1	1	1	2	—	—	—	—
3161	Leather & hide tanning & finishing . . . . .	(B)	(D)	(D)	3	1	—	1	1	—	—	—	—	—	—	—
31611	Leather & hide tanning & finishing . . . . .	(B)	(D)	(D)	3	1	—	1	1	—	—	—	—	—	—	—
316110	Leather & hide tanning & finishing . . . . .	(B)	(D)	(D)	3	1	—	1	1	—	—	—	—	—	—	—
3162	Footwear mfg . . . . .	(F)	(D)	(D)	2	—	—	—	—	—	—	2	—	—	—	—
31621	Footwear mfg . . . . .	(F)	(D)	(D)	2	—	—	—	—	—	—	2	—	—	—	—
316213	Men's footwear (exc athletic) mfg . . . . .	(E)	(D)	(D)	1	—	—	—	—	—	—	1	—	—	—	—
316214	Women's footwear (exc athletic) mfg . . . . .	(E)	(D)	(D)	1	—	—	—	—	—	—	1	—	—	—	—
3169	Other leather & allied product mfg . . . . .	(E)	(D)	(D)	7	4	—	1	—	1	1	—	—	—	—	—
31699	Other leather & allied product mfg . . . . .	(E)	(D)	(D)	7	4	—	1	—	1	1	—	—	—	—	—
316991	Luggage mfg . . . . .	(A)	(D)	(D)	1	1	—	—	—	—	—	—	—	—	—	—
316993	Personal leather good (exc purse) mfg . . . . .	(A)	(D)	(D)	1	1	—	—	—	—	—	—	—	—	—	—
316999	All other leather good mfg . . . . .	(E)	(D)	(D)	5	2	—	1	—	1	1	—	—	—	—	—
321	Wood product mfg . . . . .	12 627	60 522	270 753	451	119	73	100	91	41	24	2	1	—	—	—
3211	Sawmills & wood preservation . . . . .	4 243	17 601	81 048	199	52	38	44	49	11	4	1	—	—	—	—
32111	Sawmills & wood preservation . . . . .	4 243	17 601	81 048	199	52	38	44	49	11	4	1	—	—	—	—
321113	Sawmills . . . . .	3 974	15 921	73 107	188	51	35	42	45	10	4	1	—	—	—	—
321114	Wood preservation . . . . .	269	1 680	7 941	11	1	3	2	4	1	—	—	—	—	—	—
3212	Veneer, plywood & engineered wood product mfg . . . . .	1 637	10 778	45 397	37	3	5	11	8	6	3	1	—	—	—	—
32121	Veneer, plywood & engineered wood product mfg . . . . .	1 637	10 778	45 397	37	3	5	11	8	6	3	1	—	—	—	—
321211	Hardwood veneer & plywood mfg . . . . .	(F)	(D)	(D)	9	1	—	3	—	3	2	—	—	—	—	—
321212	Softwood veneer & plywood mfg . . . . .	(B)	(D)	(D)	1	—	—	—	—	1	—	—	—	—	—	—
321214	Truss mfg . . . . .	921	6 992	28 887	25	2	4	8	7	2	1	1	—	—	—	—
321219	Reconstituted wood product mfg . . . . .	(B)	(D)	(D)	2	—	1	—	1	—	—	—	—	—	—	—
3219	Other wood product mfg . . . . .	6 747	32 143	144 308	215	64	30	45	34	24	17	—	1	—	—	—
32191	Millwork . . . . .	3 474	16 627	74 341	85	23	14	14	11	10	12	—	1	—	—	—
321911	Wood window & door mfg . . . . .	576	3 146	15 153	15	2	2	5	2	1	3	—	—	—	—	—
321912	Cut stock, resawing lumber & planing . . . . .	1 885	8 988	38 583	43	10	7	5	7	5	9	—	—	—	—	—
321918	Other millwork (including flooring) . . . . .	1 013	4 493	20 605	27	11	5	4	2	4	—	—	1	—	—	—
32192	Wood container & pallet mfg . . . . .	2 001	8 997	39 754	94	31	14	22	15	10	2	—	—	—	—	—
321920	Wood container & pallet mfg . . . . .	2 001	8 997	39 754	94	31	14	22	15	10	2	—	—	—	—	—
32199	All other wood product mfg . . . . .	1 272	6 519	30 213	36	10	2	9	8	4	3	—	—	—	—	—
321991	Manufactured home (mobile home) mfg . . . . .	(C)	(D)	(D)	3	1	—	—	1	—	—	—	—	—	—	—
321992	Prefabricated wood building mfg . . . . .	(C)	(D)	(D)	4	2	—	—	1	—	1	—	—	—	—	—
321999	All other miscellaneous wood product mfg . . . . .	854	4 253	17 885	29	7	2	8	7	4	1	—	—	—	—	—
322	Paper mfg . . . . .	10 719	93 175	409 848	93	5	3	10	23	13	29	7	3	—	—	—
3221	Pulp, paper & paperboard mills . . . . .	1 776	25 670	104 918	8	—	—	—	—	1	4	2	1	—	—	—
32211	Pulp mills . . . . .	(E)	(D)	(D)	1	—	—	—	—	—	1	—	—	—	—	—
322110	Pulp mills . . . . .	(E)	(D)	(D)	1	—	—	—	—	—	1	—	—	—	—	—
32212	Paper mills . . . . .	1 175	16 567	67 940	4	—	—	—	—	—	2	1	1	—	—	—
322121	Paper (except newsprint) mills . . . . .	1 175	16 567	67 940	4	—	—	—	—	—	2	1	1	—	—	—
32213	Paperboard mills . . . . .	(E)	(D)	(D)	3	—	—	—	—	1	2	—	—	—	—	—
322130	Paperboard mills . . . . .	(E)	(D)	(D)	3	—	—	—	—	1	2	—	—	—	—	—
3222	Converted paper product mfg . . . . .	8 943	67 505	304 930	85	5	3	10	23	12	25	5	2	—	—	—
32221	Paperboard container mfg . . . . .	3 858	28 543	124 857	47	1	—	5	19	5	15	2	—	—	—	—
322211	Corrugated & solid fiber box mfg . . . . .	2 492	17 635	78 107	32	1	—	2	13	5	10	1	—	—	—	—
322212	Folding paperboard box mfg . . . . .	513	4 081	18 027	5	—	—	1	—	—	3	—	—	—	—	—
322213	Setup paperboard box mfg . . . . .	(B)	(D)	(D)	2	—	—	—	2	—	—	—	—	—	—	—
322214	Fiber can, tube, drum & similar products mfg . . . . .	(C)	(D)	(D)	4	—	—	2	2	—	—	—	—	—	—	—
322215	Nonfolding sanitary food container mfg . . . . .	(F)	(D)	(D)	4	—	—	—	1	—	2	1	—	—	—	—
32222	Paper bag & coated & treated paper mfg . . . . .	3 166	24 743	119 172	18	2	—	3	1	3	6	1	2	—	—	—
322221	Coated & laminated pkg paper & plastics film mfg . . . . .	(A)	(D)	(D)	1	1	—	—	—	—	—	—	—	—	—	—
322222	Coated & laminated paper mfg . . . . .	2 081	16 309	77 129	11	—	—	3	1	3	2	—	2	—	—	—
322224	Uncoated paper & multiwall bag mfg . . . . .	(F)	(D)	(D)	4	1	—	—	—	—	2	1	—	—	—	—
322225	Laminated aluminum foil mfg for flexible pkg . . . . .	(E)	(D)	(D)	2	—	—	—	—	—	2	—	—	—	—	—
32223	Stationery product mfg . . . . .	(F)	(D)	(D)	13	2	2	1	3	3	2	—	—	—	—	—
322231	Die-cut paper & paperboard office supply mfg . . . . .	(C)	(D)	(D)	4	1	—	—	2	1	—	—	—	—	—	—
322232	Envelope mfg . . . . .	(F)	(D)	(D)	6	—	2	—	—	2	—	—	—	—	—	—
322233	Stationery, tablet & related product mfg . . . . .	(B)	(D)	(D)	3	1	—	1	1	—	—	—	—	—	—	—
32229	Other converted paper product mfg . . . . .	(G)	(D)	(D)	7	—	1	1	—	1	2	2	—	—	—	—
322291	Sanitary paper product mfg . . . . .	(G)	(D)	(D)	4	—	—	—	—	—	2	2	—	—	—	—
322299	All other converted paper product mfg . . . . .	(C)	(D)	(D)	3	—	1	1	—	1	—	—	—	—	—	—
323	Printing & related support activities . . . . .	14 505	111 406	447 900	416	166	84	58	63	18	18	3	2	4	—	—
3231	Printing & related support activities . . . . .	14 505	111 406	447 900	416	166	84	58	63	18	18	3	2	4	—	—
32311	Printing . . . . .	13 836	104 970	422 524	381	155	78	49	57	17	16	3	2	4	—	—
323110	Commercial lithographic printing . . . . .	9 066	74 063	293 405	183	67	35	27	29	8	10	2	2	3	—	—
323111	Commercial gravure printing . . . . .	(F)	(D)	(D)	4	—	—	—	—	—	—	—	—	—	—	—
323112	Commercial flexographic printing . . . . .	405	2 580	11 312	12	2	1	1	6	1	1	—	—	—	—	—
323113	Commercial screen printing . . . . .	877	4 408	21 131	39	13	8	7	5	5	1	—	—	—	—	—
323114	Quick printing . . . . .	562	3 091	13 337	75	40	22	7	5	—	1	—	—	—	—	—
323115	Digital printing . . . . .	(B)	(D)	(D)	6	5	—	—	1	—	—	—	—	—	—	—
323116	Manifold business form printing . . . . .	(E)	(D)	(D)	11	2	1	2	3	3	—	—	—	—	—	—
323117	Book printing . . . . .	(G)	(D)	(D)	8	2	—	1	2	—	2	—	—	—	—	1
323118	Blankbook, loose-leaf binder & device mfg . . . . .	(B)	(D)	(D)	2	1	—	—	1	—	—	—	—	—	—	—
323119	Other commercial printing . . . . .	464	3 129	12 680	41	20	11	4	5	—	1	—	—	—	—	—
32312	Printing support activities . . . . .	669	6 436	25 376	35	11	6	9	6	1	2	—	—	—	—	—
323121	Tradebinding & related work . . . . .	125	526	2 244	8	1	2	3	2	—	—	—	—	—	—	—
323122	Prepress services . . . . .	544	5 910	23 132	27	10	4	6	4	1	2	—	—	—	—	—

Note: Employment-size classes are indicated as follows: A—0 to 19; B—20 to 99; C—100 to 249; E—250 to 499; F—500 to 999; G—1,000 to 2,499; H—2,500 to 4,999; I—5,000 to 9,999; J—10,000 to 24,999; K—25,000



**Table 2. The State—Employees, Payroll, and Establishments by Industry: 1999—Con.**

[Excludes most government employees, railroad employees, and self-employed persons. Size class 1 to 4 includes establishments with payroll, but no employees, during mid-March pay period. (D) denotes figures withheld to avoid disclosing data for individual companies; the data are included in broader industry totals. For explanation of terms, abbreviations, and data reliability/comparability, see introductory text]

NAICS code	Industry	Number of employees for week including March 12	Payroll (\$1,000)		Total number of establishments	Number of establishments by employment-size class											
			First quarter	Annual		1 to 4	5 to 9	10 to 19	20 to 49	50 to 99	100 to 249	250 to 499	500 to 999	1,000 or more			
<b>31-33</b>	<b>Manufacturing—Con.</b>																
324	Petroleum & coal products mfg . . . . .	1 690	21 477	100 904	50	32	8	3	2	1	3	—	1	—	—	—	—
3241	Petroleum & coal products mfg . . . . .	1 690	21 477	100 904	50	32	8	3	2	1	3	—	1	—	—	—	—
32411	Petroleum refineries (G)	(D)	(D)	(D)	6	1	—	—	—	—	3	—	—	—	—	—	—
324110	Petroleum refineries (G)	(D)	(D)	(D)	6	1	1	—	—	—	3	—	—	—	—	—	—
32412	Asphalt paving, roofing & saturated mat mfg (C)	(D)	(D)	(D)	38	26	7	3	2	—	—	—	—	—	—	—	—
324121	Asphalt paving mixture & block mfg (C)	(D)	(D)	(D)	38	26	7	3	2	—	—	—	—	—	—	—	—
32419	Other petroleum & coal products mfg (B)	(D)	(D)	(D)	6	5	—	—	—	1	—	—	—	—	—	—	—
324191	Petroleum lubricating oil & grease mfg (A)	(D)	(D)	(D)	5	5	—	—	—	—	—	—	—	—	—	—	—
324199	All other petroleum & coal products mfg (B)	(D)	(D)	(D)	1	—	—	—	—	1	—	—	—	—	—	—	—
325	Chemical mfg . . . . .	14 301	170 326	675 650	179	51	18	24	29	16	27	9	4	1	—	—	—
3251	Basic chemical mfg . . . . .	5 508	73 829	289 010	45	13	2	5	8	2	10	2	2	1	—	—	—
32511	Petrochemical mfg (B)	(D)	(D)	(D)	1	—	—	—	1	—	—	—	—	—	—	—	—
325110	Petrochemical mfg (B)	(D)	(D)	(D)	1	—	—	—	1	—	—	—	—	—	—	—	—
32512	Industrial gas mfg (E)	(D)	(D)	(D)	14	10	—	2	1	—	—	1	—	—	—	—	—
325120	Industrial gas mfg (E)	(D)	(D)	(D)	14	10	—	2	1	—	—	1	—	—	—	—	—
32513	Synthetic dye & pigment mfg (E)	(D)	(D)	(D)	4	—	—	1	—	1	2	—	—	—	—	—	—
325132	Synthetic dye & pigment mfg (E)	(D)	(D)	(D)	4	—	—	1	—	1	2	—	—	—	—	—	—
32518	Other basic inorganic chemical mfg . . . . .	2 657	33 783	134 991	7	—	1	—	2	—	2	—	1	1	—	—	—
325188	All other basic inorganic chemical mfg . . . . .	2 657	33 783	134 991	7	—	1	—	2	—	2	—	1	1	—	—	—
32519	Other basic organic chemical mfg . . . . .	2 064	28 418	114 955	19	3	1	2	4	1	6	1	1	—	—	—	—
325191	Gum & wood chemical mfg (C)	(D)	(D)	(D)	2	—	—	—	1	—	1	—	—	—	—	—	—
325193	Ethyl alcohol mfg (B)	(D)	(D)	(D)	1	—	—	—	1	—	—	—	—	—	—	—	—
325199	All other basic organic chemical mfg (B)	1 881	26 650	109 113	16	3	1	2	2	1	5	1	1	—	—	—	—
3252	Resin, syn rubber, artf & syn fibers, fil mfg . . . . .	4 007	54 081	207 923	19	1	—	1	2	3	6	4	2	—	—	—	—
32521	Resin & synthetic rubber mfg . . . . .	4 007	54 081	207 923	19	1	—	1	2	3	6	4	2	—	—	—	—
325211	Plastics material & resin mfg . . . . .	3 122	40 756	156 881	16	1	—	1	2	3	5	2	2	—	—	—	—
325212	Synthetic rubber mfg . . . . .	885	13 325	51 042	3	—	—	—	—	—	1	2	—	—	—	—	—
3253	Pesticide, fertilizer & oth ag chemical mfg . . . . .	133	878	3 914	9	6	—	1	1	1	—	—	—	—	—	—	—
32531	Fertilizer mfg (C)	(D)	(D)	(D)	7	4	—	1	1	1	—	—	—	—	—	—	—
325311	Nitrogenous fertilizer mfg (A)	(D)	(D)	(D)	1	1	—	—	—	—	—	—	—	—	—	—	—
325314	Fertilizer (mixing only) mfg (C)	(D)	(D)	(D)	6	3	—	1	1	1	—	—	—	—	—	—	—
32532	Pesticide & other agricultural chemical mfg (A)	(D)	(D)	(D)	2	2	—	—	—	—	—	—	—	—	—	—	—
325320	Pesticide & other agricultural chemical mfg (A)	(D)	(D)	(D)	2	2	—	—	—	—	—	—	—	—	—	—	—
3254	Pharmaceutical & medicine mfg . . . . .	370	2 397	9 941	12	5	—	3	3	—	1	—	—	—	—	—	—
32541	Pharmaceutical & medicine mfg . . . . .	370	2 397	9 941	12	5	—	3	3	—	1	—	—	—	—	—	—
325411	Medicinal & botanical mfg (B)	(D)	(D)	(D)	1	—	—	—	1	—	—	—	—	—	—	—	—
325412	Pharmaceutical preparation mfg (C)	(D)	(D)	(D)	6	4	—	1	—	—	1	—	—	—	—	—	—
325414	Biological product (exc diagnostic) mfg . . . . .	106	567	2 051	5	1	—	2	2	—	—	—	—	—	—	—	—
3255	Paint, coating & adhesive mfg . . . . .	2 376	20 777	87 508	38	5	3	7	11	4	6	2	—	—	—	—	—
32551	Paint & coating mfg . . . . .	1 372	11 189	46 352	30	4	3	6	10	3	3	1	—	—	—	—	—
325510	Paint & coating mfg . . . . .	1 372	11 189	46 352	30	4	3	6	10	3	3	1	—	—	—	—	—
32552	Adhesive mfg . . . . .	1 004	9 588	41 156	8	1	—	1	1	1	3	1	—	—	—	—	—
325520	Adhesive mfg . . . . .	1 004	9 588	41 156	8	1	—	1	1	1	3	1	—	—	—	—	—
3256	Soap, cleaners & toilet preparation mfg . . . . .	984	8 018	35 245	21	11	2	4	—	1	2	1	—	—	—	—	—
32561	Soap & cleaning compound mfg . . . . .	657	4 586	20 423	13	6	2	3	—	1	1	—	—	—	—	—	—
325611	Soap & other detergent mfg (F)	(D)	(D)	(D)	6	2	2	1	—	—	1	—	—	—	—	—	—
325612	Polish & other sanitation goods mfg (C)	(D)	(D)	(D)	7	4	—	2	—	—	1	—	—	—	—	—	—
32562	Toilet preparation mfg . . . . .	327	3 432	14 822	8	5	—	1	—	1	—	—	—	—	—	—	—
325620	Toilet preparation mfg . . . . .	327	3 432	14 822	8	5	—	1	—	1	—	—	—	—	—	—	—
3259	Other chemical product & preparation mfg . . . . .	923	10 346	42 109	35	10	11	3	4	5	2	—	—	—	—	—	—
32591	Printing ink mfg . . . . .	189	1 763	7 103	6	—	3	1	—	2	—	—	—	—	—	—	—
325910	Printing ink mfg . . . . .	189	1 763	7 103	6	—	3	1	—	2	—	—	—	—	—	—	—
32592	Explosives mfg . . . . .	164	1 871	7 198	6	1	2	1	—	1	—	—	—	—	—	—	—
325920	Explosives mfg . . . . .	164	1 871	7 198	6	1	2	1	—	1	—	—	—	—	—	—	—
32599	All other chemical product & preparation mfg . . . . .	570	6 712	27 808	23	9	6	1	3	3	1	—	—	—	—	—	—
325991	Custom compounding of purchased resin (C)	(D)	(D)	(D)	9	1	3	1	2	2	—	—	—	—	—	—	—
325992	Photo film, paper, plate & chemical mfg (A)	(D)	(D)	(D)	3	3	—	—	—	—	—	—	—	—	—	—	—
325998	All oth misc chemical product & prep mfg . . . . .	365	4 712	20 305	11	5	3	—	1	1	—	—	—	—	—	—	—
326	Plastics & rubber products mfg . . . . .	20 766	146 544	619 259	218	26	19	26	44	38	45	15	4	1	—	—	—
3261	Plastics product mfg . . . . .	17 199	114 906	490 574	183	17	15	20	41	34	39	13	4	—	—	—	—
32611	Unsupported plastics film, sheet, & bag mfg . . . . .	1 237	11 643	47 674	12	1	—	1	2	4	3	1	—	—	—	—	—
326111	Unsupported plastics bag mfg (E)	(D)	(D)	(D)	3	—	—	—	1	1	1	—	—	—	—	—	—
326112	Unsupported plastics packaging film and sheet mfg (C)	(D)	(D)	(D)	2	—	—	—	1	—	1	—	—	—	—	—	—
326113	Unsupported plastics film and sheet (except packaging) mfg . . . . .	741	7 706	31 350	7	1	—	1	—	3	1	1	—	—	—	—	—
32612	Plastics pipe, pipe fitting, & unsupported profile shape mfg . . . . .	(F)	(D)	(D)	14	1	—	3	4	3	3	—	—	—	—	—	—
326121	Unsupported plastics profile shape mfg (E)	(D)	(D)	(D)	7	—	—	3	2	—	2	—	—	—	—	—	—
326122	Plastics pipe & pipe fitting mfg . . . . .	445	3 259	14 042	7	1	—	—	2	3	1	—	—	—	—	—	—
32613	Laminated plastics plate, sheet & shape mfg (E)	(D)	(D)	(D)	6	1	2	1	1	—	1	—	—	—	—	—	—
326130	Laminated plastics plate, sheet & shape mfg (E)	(D)	(D)	(D)	6	1	2	1	1	—	1	—	—	—	—	—	—
32614	Polystyrene foam product mfg . . . . .	1 547	11 136	48 886	14	3	2	1	2	2	2	1	1	—	—	—	—
326140	Polystyrene foam product mfg . . . . .	1 547	11 136	48 886	14	3	2	1	2	2	2	1	1	—	—	—	—
32615	Foam product (exc polystyrene) mfg . . . . .	1 063	6 686	26 713	12	2	—	1	4	4	—	—	—	—	—	—	—
326150	Foam product (exc polystyrene) mfg . . . . .	1 063	6 686	26 713	12	2	—	1	4	4	—	—	—	—	—	—	—
32616	Plastics bottle mfg . . . . .	1 039	8 327	33 608	11	—	2	1	2	1	5	—	—	—	—	—	—
326160	Plastics bottle mfg . . . . .	1 039	8 327	33 608	11	—	2	1	2	1	5	—	—	—	—	—	—
32619	Other plastics product mfg . . . . .	11 207	69 741	302 289	114	9	9	12	26	20							

**Table 2. The State—Employees, Payroll, and Establishments by Industry: 1999—Con.**

[Excludes most government employees, railroad employees, and self-employed persons. Size class 1 to 4 includes establishments with payroll, but no employees, during mid-March pay period. (D) denotes figures withheld to avoid disclosing data for individual companies; the data are included in broader industry totals. For explanation of terms, abbreviations, and data reliability/comparability, see introductory text]

NAICS code	Industry	Number of employees for week including March 12	Payroll (\$1,000)		Total number of establishments	Number of establishments by employment-size class									
			First quarter	Annual		1 to 4	5 to 9	10 to 19	20 to 49	50 to 99	100 to 249	250 to 499	500 to 999	1,000 or more	
<b>31-33</b>	<b>Manufacturing—Con.</b>														
326	Plastics & rubber products mfg—Con.														
3262	Rubber product mfg .....	3 567	31 638	128 685	35	9	4	6	3	4	6	2	—	1	
32621	Tire mfg .....	(G)	(D)	(D)	16	6	3	5	—	1	—	—	—	1	
326211	Tire mfg (exc retreading) .....	(G)	(D)	(D)	2	—	1	—	—	—	—	—	—	1	
326212	Tire retreading .....	(C)	(D)	(D)	14	6	2	5	—	1	—	—	—	—	
32622	Rubber & plastics hoses & belting mfg .....	(F)	(D)	(D)	3	—	—	—	—	1	1	1	—	—	
326220	Rubber & plastics hoses & belting mfg ..	(F)	(D)	(D)	3	—	—	—	—	1	1	1	—	—	
32629	Other rubber product mfg .....	1 477	9 130	38 807	16	3	1	1	3	2	5	1	—	—	
326291	Rubber product mfg for mechanical use ..	(G)	(D)	(D)	9	1	1	—	—	1	5	1	—	—	
326299	All other rubber product mfg .....	(C)	(D)	(D)	7	2	—	1	3	1	—	—	—	—	
327	Nonmetallic mineral product mfg .....	11 076	81 199	358 769	267	57	44	63	56	19	18	8	2	—	
3271	Clay product & refractory mfg .....	1 913	13 527	61 047	24	6	1	3	4	3	5	2	—	—	
32711	Pottery, ceramics & plumbing fixture mfg ..	697	4 092	17 262	15	6	1	3	2	1	1	1	—	—	
327111	Vitreous plumbing fixtures, access, fitting mfg .....	(E)	(D)	(D)	1	—	—	—	—	—	—	1	—	—	
327112	Vitreous china & other pottery product mfg .....	(E)	(D)	(D)	14	6	1	3	2	1	1	—	—	—	
32712	Clay building material & refractories mfg ..	1 216	9 435	43 785	9	—	—	—	2	2	4	1	—	—	
327121	Brick & structural clay tile mfg .....	(E)	(D)	(D)	4	—	—	—	1	2	1	—	—	—	
327122	Ceramic wall & floor tile mfg .....	(E)	(D)	(D)	2	—	—	—	—	—	2	—	—	—	
327124	Clay refractory mfg .....	(B)	(D)	(D)	1	—	—	—	1	—	—	—	—	—	
327125	Nonclay refractory mfg .....	(F)	(D)	(D)	2	—	—	—	—	—	1	1	—	—	
3272	Glass & glass product mfg .....	3 537	29 782	124 464	33	9	3	3	4	3	6	4	1	—	
32721	Glass & glass product mfg .....	3 537	29 782	124 464	33	9	3	3	4	3	6	4	1	—	
327211	Flat glass mfg .....	(C)	(D)	(D)	1	—	—	—	—	—	1	—	—	—	
327212	Other pressed & blown glass & glassware mfg .....	(G)	(D)	(D)	10	2	—	2	1	—	3	2	—	—	
327215	Glass product mfg made of purchased glass .....	2 062	15 443	66 912	22	7	3	1	3	3	2	2	1	—	
3273	Cement & concrete product mfg .....	3 506	22 828	109 015	170	39	31	47	39	10	3	1	—	—	
32731	Cement mfg .....	(C)	(D)	(D)	3	—	1	1	—	—	1	—	—	—	
327310	Cement mfg .....	(C)	(D)	(D)	3	—	1	1	—	—	1	—	—	—	
32732	Ready-mix concrete mfg .....	1 676	9 214	48 678	99	21	20	30	22	6	—	—	—	—	
327320	Ready-mix concrete mfg .....	1 676	9 214	48 678	99	21	20	30	22	6	—	—	—	—	
32733	Concrete pipe, brick & block mfg .....	(F)	(D)	(D)	28	4	2	8	10	3	1	—	—	—	
327331	Concrete block & brick mfg .....	570	3 860	18 995	19	2	2	6	6	2	1	—	—	—	
327332	Concrete pipe mfg .....	(C)	(D)	(D)	9	2	—	2	4	1	—	—	—	—	
32739	Other concrete product mfg .....	853	6 165	26 092	40	14	8	8	7	1	1	1	—	—	
327390	Other concrete product mfg .....	853	6 165	26 092	40	14	8	8	7	1	1	1	—	—	
3274	Lime & gypsum product mfg .....	(F)	(D)	(D)	6	—	3	—	1	—	1	1	—	—	
32741	Lime mfg .....	(E)	(D)	(D)	2	—	—	—	—	—	1	1	—	—	
327410	Lime mfg .....	(E)	(D)	(D)	2	—	—	—	—	—	1	1	—	—	
32742	Gypsum product mfg .....	(B)	(D)	(D)	4	—	3	—	1	—	—	—	—	—	
327420	Gypsum product mfg .....	(B)	(D)	(D)	4	—	3	—	1	—	—	—	—	—	
3279	Other nonmetallic mineral product mfg .....	(G)	(D)	(D)	34	3	6	10	8	3	3	—	1	—	
32791	Abrasive product mfg .....	(C)	(D)	(D)	2	—	—	1	—	—	1	—	—	—	
327910	Abrasive product mfg .....	(C)	(D)	(D)	2	—	—	1	—	—	1	—	—	—	
32799	All other nonmetallic mineral product mfg ..	(D)	(D)	(D)	32	3	6	9	8	3	2	—	1	—	
327991	Cut stone & stone product mfg .....	(B)	(D)	(D)	6	2	2	2	—	—	—	—	—	—	
327992	Ground or treated mineral & earth mfg ..	119	1 346	5 333	6	1	1	2	1	1	—	—	—	—	
327993	Mineral wool mfg .....	880	5 340	24 105	6	—	—	—	2	2	1	—	1	—	
327999	All oth misc nonmetallic mineral product mfg .....	423	2 021	9 791	14	—	3	5	5	—	1	—	—	—	
331	Primary metal mfg .....	16 043	147 935	636 902	94	19	7	6	14	12	18	11	3	4	
3311	Iron & steel mills & ferroalloy mfg .....	2 920	32 961	151 305	15	5	1	1	1	2	2	2	—	1	
33111	Iron & steel mills & ferroalloy mfg .....	2 920	32 961	151 305	15	5	1	1	1	2	2	2	—	1	
331111	Iron & steel mills .....	2 920	32 961	151 305	15	5	1	1	1	2	2	2	—	1	
3312	Steel product mfg from purchased steel .....	1 428	11 067	47 936	14	1	—	1	4	5	2	—	1	—	
33121	Iron, steel pipe & tube mfg from purchased steel .....	409	2 942	12 097	6	—	—	1	2	2	1	—	—	—	
331210	Iron, steel pipe & tube mfg from purchased steel .....	409	2 942	12 097	6	—	—	1	2	2	1	—	—	—	
33122	Rolling & drawing of purchased steel .....	1 019	8 125	35 839	8	1	—	—	2	3	1	—	1	—	
331221	Rolled steel shape mfg .....	(B)	(D)	(D)	2	1	—	—	—	1	—	—	—	—	
331222	Steel wire drawing .....	(F)	(D)	(D)	6	—	—	—	2	2	1	—	1	—	
3313	Alumina & aluminum production & processing .....	5 541	53 174	215 369	21	2	1	2	3	2	6	1	2	2	
33131	Alumina & aluminum production & processing .....	5 541	53 174	215 369	21	2	1	2	3	2	6	1	2	2	
331312	Primary aluminum production .....	(G)	(D)	(D)	2	—	—	—	—	—	—	—	1	1	
331314	Secondary smelting & alloying of aluminum .....	349	2 976	12 896	4	—	—	—	1	1	2	—	—	—	
331315	Aluminum sheet, plate & foil mfg .....	2 358	26 183	109 274	7	—	1	2	—	—	2	—	1	1	
331316	Aluminum extruded product mfg .....	673	4 555	19 269	5	2	—	—	1	—	1	—	—	—	
331319	Other aluminum rolling & drawing .....	(E)	(D)	(D)	3	—	—	—	—	1	1	—	—	—	
3314	Nonferrous (exc alum) production & processing .....	1 547	13 996	59 466	14	2	2	1	1	1	5	2	—	—	
33141	Nonferrous (exc aluminum) smelting & refining .....	(C)	(D)	(D)	1	—	—	—	—	—	1	—	—	—	
331419	Other nonferrous metal prim smelting, refining .....	(C)	(D)	(D)	1	—	—	—	—	—	1	—	—	—	
33142	Copper rolling, drawing, extruding & alloying .....	(E)	(D)	(D)	2	—	—	—	—	—	1	1	—	—	
331421	Copper rolling, drawing & extruding .....	(E)	(D)	(D)	2	—	—	—	—	—	1	1	—	—	
33149	Other nonferrous roll, draw, extruding, alloying .....	877	7 892	31 047	11	2	2	1	1	1	3	1	—	—	
331491	Other nonferrous metal roll, draw, extruding .....	553	4 161	17 147	7	1	2	—	1	—	2	1	—	—	
331492	Oth nonferrous secondary smelt, refine, alloying .....	324	3 731	13 900	4	1	—	1	—	1	1	—	—	—	

Note: Employment-size classes are indicated as follows: A—0 to 19; B—20 to 99; C—100 to 249; E—250 to 499; F—500 to 999; G—1,000 to 2,499; H—2,500 to 4,999; I—5,000 to 9,999; J—10,000 to 24,999; K—25,000 to 49,999; L—50,000 to 99,999; M—100,000 or more.

**Table 2. The State—Employees, Payroll, and Establishments by Industry: 1999—Con.**

[Excludes most government employees, railroad employees, and self-employed persons. Size class 1 to 4 includes establishments with payroll, but no employees, during mid-March pay period. (D) denotes figures withheld to avoid disclosing data for individual companies; the data are included in broader industry totals. For explanation of terms, abbreviations, and data reliability/comparability, see introductory text]

NAICS code	Industry	Number of employees for week including March 12	Payroll (\$1,000)		Total number of establishments	Number of establishments by employment-size class											
			First quarter	Annual		1 to 4	5 to 9	10 to 19	20 to 49	50 to 99	100 to 249	250 to 499	500 to 999	1,000 or more			
<b>31-33</b>	<b>Manufacturing—Con.</b>																
331	Primary metal mfg—Con.																
3315	Foundries	4 607	36 737	162 826	30	9	3	1	5	2	3	6	—	1			
33151	Ferrous metal foundries	926	9 566	38 736	8	2	—	—	3	—	1	2	—	—			
331511	Iron foundries (F)	(D)	(D)	(D)	3	—	—	—	1	—	—	1	—	—			
331512	Steel investment foundries (B)	(D)	(D)	(D)	2	1	—	—	1	—	—	—	—	—			
331513	Steel foundries (except investment) (E)	(D)	(D)	(D)	3	1	—	—	1	—	—	1	—	—			
33152	Nonferrous metal foundries	3 681	27 171	124 090	22	7	3	1	2	2	2	4	—	1			
331521	Aluminum die-casting foundries	1 194	8 312	42 308	9	3	—	1	1	1	2	2	—	—			
331522	Nonferrous (exc alum) die-casting foundries (E)	(D)	(D)	(D)	4	1	1	—	—	1	—	1	—	—			
331524	Aluminum foundries (except die-casting) (G)	(D)	(D)	(D)	4	1	—	—	1	—	—	1	—	—			
331525	Copper foundries (except die-casting) (A)	(D)	(D)	(D)	2	—	1	1	—	—	—	—	—	—			
331528	Oth nonferrous foundries (except die-casting) (A)	(D)	(D)	(D)	3	2	1	—	—	—	—	—	—	—			
332	Fabricated metal product mfg	27 023	200 962	864 243	757	214	132	134	144	63	53	15	2	—			
3321	Forging & stamping	3 323	23 454	107 200	46	9	3	6	7	9	10	2	—	—			
33211	Forging & stamping	3 323	23 454	107 200	46	9	3	6	7	9	10	2	—	—			
332111	Iron & steel forging	862	6 372	29 502	9	2	—	2	1	1	2	1	—	—			
332114	Custom roll forming (E)	(D)	(D)	(D)	6	—	1	1	1	2	1	—	—	—			
332115	Crown & closure mfg (C)	(D)	(D)	(D)	3	—	—	—	1	2	—	—	—	—			
332116	Metal stamping	1 862	12 010	55 473	28	7	2	3	4	4	7	1	—	—			
3322	Cutlery & handtool mfg	1 475	11 650	48 798	29	6	6	5	4	3	4	1	—	—			
33221	Cutlery & handtool mfg	1 475	11 650	48 798	29	6	6	5	4	3	4	1	—	—			
332211	Cutlery & flatware (exc precious) mfg (A)	(D)	(D)	(D)	1	—	1	—	—	—	—	—	—	—			
332212	Hand & edge tool mfg	819	6 422	27 671	22	6	4	5	3	1	3	—	—	—			
332213	Saw blade & handsaw mfg	521	4 399	17 711	3	—	—	—	1	—	1	—	—	—			
332214	Kitchen utensil, pot & pan mfg (C)	(D)	(D)	(D)	3	—	1	—	—	2	—	—	—	—			
3323	Architectural & structural metals mfg	4 246	28 946	125 307	176	37	38	43	38	12	8	—	—	—			
33231	Plate work & fabricated structural prod mfg	1 831	13 326	57 544	72	15	15	19	14	5	4	—	—	—			
332311	Prefab metal building & component mfg	377	3 235	12 753	18	8	3	3	2	—	2	—	—	—			
332312	Fabricated structural metal mfg	949	7 132	31 706	44	7	11	12	11	2	1	—	—	—			
332313	Plate work mfg	505	2 959	13 085	10	—	1	4	1	3	1	—	—	—			
33232	Ornamental & architectural metal prod mfg	2 415	15 620	67 763	104	22	23	24	24	7	4	—	—	—			
332321	Metal window & door mfg	288	1 651	7 236	11	3	2	3	1	1	1	—	—	—			
332322	Sheet metal work mfg	1 690	12 274	52 713	58	11	9	15	14	6	3	—	—	—			
332323	Ornamental & architectural metal work mfg	437	1 695	7 814	35	8	12	6	9	—	—	—	—	—			
3324	Boiler, tank & shipping container mfg	1 276	11 593	46 604	28	4	4	5	8	4	2	1	—	—			
33241	Power boiler & heat exchanger mfg (E)	(D)	(D)	(D)	9	2	2	1	1	2	1	—	—	—			
332410	Power boiler & heat exchanger mfg (E)	(D)	(D)	(D)	9	2	2	1	1	2	1	—	—	—			
33242	Metal tank (heavy gauge) mfg	778	7 347	28 914	13	—	1	2	7	1	1	—	—	—			
332420	Metal tank (heavy gauge) mfg (C)	(D)	(D)	(D)	13	—	1	2	7	1	1	—	—	—			
33243	Light gauge metal container mfg (C)	(D)	(D)	(D)	6	2	1	2	—	1	—	—	—	—			
332431	Metal can mfg (A)	(D)	(D)	(D)	1	—	1	—	—	—	—	—	—	—			
332439	Other metal container mfg (C)	(D)	(D)	(D)	5	2	—	2	—	1	—	—	—	—			
3325	Hardware mfg	2 184	15 002	68 617	17	2	2	1	—	4	6	2	—	—			
33251	Hardware mfg	2 184	15 002	68 617	17	2	2	1	—	4	6	2	—	—			
332510	Hardware mfg	2 184	15 002	68 617	17	2	2	1	—	4	6	2	—	—			
3326	Spring & wire product mfg	2 230	15 819	72 074	29	5	—	4	9	2	7	2	—	—			
33261	Spring & wire product mfg	2 230	15 819	72 074	29	5	—	4	9	2	7	2	—	—			
332611	Spring (heavy gauge) mfg	512	4 666	19 065	4	—	—	—	1	—	—	—	—	—			
332612	Spring (light gauge) mfg	874	6 147	29 129	6	1	—	1	—	3	1	—	—	—			
332618	Other fabricated wire product mfg	844	5 006	23 880	19	4	—	3	5	2	1	—	—	—			
3327	Mach shops, turn prod, screw, nut, bolt mfg	5 213	36 639	166 355	290	115	55	50	45	16	8	1	—	—			
33271	Machine shops	3 939	28 987	132 721	259	112	52	48	30	10	6	1	—	—			
332710	Machine shops	3 939	28 987	132 721	259	112	52	48	30	10	6	1	—	—			
33272	Turned product & screw, nut & bolt mfg	1 274	7 652	33 634	31	3	3	2	15	6	2	—	—	—			
332721	Precision turned product mfg	659	3 813	16 389	20	3	2	2	10	2	1	—	—	—			
332722	Bolt, nut, screw, rivet & washer mfg	615	3 839	17 245	11	—	1	—	5	4	1	—	—	—			
3328	Coating, engrave, heat treating & oth activity	1 941	15 847	63 994	57	16	8	10	15	6	1	—	1	—			
33281	Coating, engrave, heat treating & oth activity	1 941	15 847	63 994	57	16	8	10	15	6	1	—	1	—			
332811	Metal heat treating (F)	(D)	(D)	(D)	8	1	—	3	3	—	—	—	—	—			
332812	Metal coating, engraving & allied services (F)	(D)	(D)	(D)	20	7	2	2	6	2	1	—	—	—			
332813	Electroplating, polish, anodize, coloring	661	4 149	18 906	29	8	6	5	6	4	—	—	—	—			
3329	Other fabricated metal product mfg	5 135	42 012	165 294	85	20	16	10	18	7	7	6	1	—			
33291	Metal valve mfg	860	7 279	28 700	9	1	1	—	4	—	2	1	—	—			
332911	Industrial valve mfg	135	1 134	4 717	4	—	—	—	4	—	—	—	—	—			
332912	Fluid power valve & hose fitting mfg (E)	(D)	(D)	(D)	1	—	—	—	—	—	—	—	—	—			
332913	Plumbing fixture fitting & trim mfg (E)	(D)	(D)	(D)	3	1	—	—	—	—	—	—	—	—			
332919	Other metal valve & pipe fitting mfg (A)	(D)	(D)	(D)	1	—	—	—	—	—	—	—	—	—			
33299	All other fabricated metal product mfg	4 275	34 733	136 594	76	19	15	10	14	7	5	5	1	—			
332991	Ball & roller bearing mfg (G)	(D)	(D)	(D)	6	—	—	2	—	1	1	1	—	—			
332992	Small arms ammunition mfg (C)	(D)	(D)	(D)	3	—	—	—	—	—	—	—	—	—			
332993	Ammunition (exc small arms) mfg (C)	(D)	(D)	(D)	1	—	—	—	—	—	—	—	—	—			
332994	Small arms mfg (B)	(D)	(D)	(D)	3	—	—	1	—	1	—	—	—	—			
332996	Fabricated pipe & pipe fitting mfg	527	3 612	15 390	9	1	2	1	4	—	—	1	—	—			
332997	Industrial pattern mfg (B)	(D)	(D)	(D)	2	—	—	2	—	—	—	—	—	—			
332999	All other misc fabricated metal product mfg	2 501	20 231	79 604	52	15	10	6	10	5	3	3	—	—			
333	Machinery mfg	25 210	200 657	871 483	382	76	64	73	79	29	38	10	11	2			
3331	Ag, construction & mining machinery mfg	2 264	20 147	85 970	48	8	10	14	8	2	5	—	1	—			
33311	Agricultural implement mfg	454	2 395	10 692	21	7	5	4	3	—	2	—	—	—			
333111	Farm machinery & equipment mfg (E)	(D)	(D)	(D)	18	5	5	4	3	—	1	—	—	—			
333112	Lawn & garden equipment mfg (C)	(D)	(D)	(D)	3	2	—	—	—	—	—	—	—	—			
33312	Construction machinery mfg	1 270	13 606	57 447	8	1	1	1	1	1	2	—	1	—			
333120	Construction machinery mfg	1 270	13 606	57 447	8	1	1	1	1	1	2	—	1	—			

Note: Employment-size classes are indicated as follows: A—0 to 19; B—20 to 99; C—100 to 249; E—

**Table 2. The State—Employees, Payroll, and Establishments by Industry: 1999—Con.**

[Excludes most government employees, railroad employees, and self-employed persons. Size class 1 to 4 includes establishments with payroll, but no employees, during mid-March pay period. (D) denotes figures withheld to avoid disclosing data for individual companies; the data are included in broader industry totals. For explanation of terms, abbreviations, and data reliability/comparability, see introductory text]

NAICS code	Industry	Number of employees for week including March 12	Payroll (\$1,000)		Total number of establishments	Number of establishments by employment-size class														
			First quarter	Annual		1 to 4	5 to 9	10 to 19	20 to 49	50 to 99	100 to 249	250 to 499	500 to 999	1,000 or more						
<b>31-33</b>	<b>Manufacturing—Con.</b>																			
333	Machinery mfg—Con.																			
3331	Ag, construction & mining machinery mfg—Con.																			
33313	Mining & oil & gas field machinery mfg . . . .	540	4 146	17 831	19	—	4	9	4	1	1	—	—	—	—	—	—	—	—	—
333131	Mining machinery & equipment mfg . . . . .	(F)	(D)	(D)	18	—	4	9	3	1	1	—	—	—	—	—	—	—	—	—
333132	Oil & gas field machinery & equipment mfg . . . . .	(B)	(D)	(D)	1	—	—	—	1	—	—	—	—	—	—	—	—	—	—	—
3332	Industrial machinery mfg . . . . .	1 112	11 864	49 568	36	11	6	3	8	5	3	—	—	—	—	—	—	—	—	—
33321	Sawmill & woodworking machinery mfg . . . .	(C)	(D)	(D)	3	1	—	—	1	1	—	—	—	—	—	—	—	—	—	—
333210	Sawmill & woodworking machinery mfg . . . .	(C)	(D)	(D)	3	1	—	—	1	1	—	—	—	—	—	—	—	—	—	—
33322	Plastics & rubber industry machinery mfg . .	(A)	(D)	(D)	1	—	—	1	—	—	—	—	—	—	—	—	—	—	—	—
333220	Plastics & rubber industry machinery mfg . . . . .	(A)	(D)	(D)	1	—	—	1	—	—	—	—	—	—	—	—	—	—	—	—
33329	Other industrial machinery mfg . . . . .	993	11 000	45 862	32	10	6	2	7	4	3	—	—	—	—	—	—	—	—	—
333291	Paper industry machinery mfg . . . . .	(A)	(D)	(D)	2	2	—	—	—	—	—	—	—	—	—	—	—	—	—	—
333292	Textile machinery mfg . . . . .	(E)	(D)	(D)	6	2	4	—	1	1	—	—	—	—	—	—	—	—	—	—
333293	Textile machinery & equipment mfg . . . . .	(E)	(D)	(D)	5	1	—	—	—	—	—	—	—	—	—	—	—	—	—	—
333294	Food product machinery mfg . . . . .	(E)	(D)	(D)	3	1	—	—	—	2	1	—	—	—	—	—	—	—	—	—
333298	All other industrial machinery mfg . . . . .	251	2 371	10 065	14	4	2	1	6	1	—	—	—	—	—	—	—	—	—	—
3333	Commercial & service industry machinery mfg . . . . .	2 847	13 375	58 604	24	6	3	2	4	1	4	2	2	—	—	—	—	—	—	—
33331	Commercial & service industry machinery mfg . . . . .	2 847	13 375	58 604	24	6	3	2	4	1	4	2	2	—	—	—	—	—	—	—
333311	Automatic vending machine mfg . . . . .	(A)	(D)	(D)	1	—	—	—	—	—	—	—	—	—	—	—	—	—	—	—
333312	Commercial laundry, dryclean & press mach mfg . . . . .	(E)	(D)	(D)	2	—	—	—	—	—	1	1	—	—	—	—	—	—	—	—
333313	Office machinery mfg . . . . .	(G)	(D)	(D)	4	1	—	—	—	—	1	—	2	—	—	—	—	—	—	—
333314	Optical instrument & lens mfg . . . . .	(A)	(D)	(D)	1	—	1	—	—	—	—	—	—	—	—	—	—	—	—	—
333315	Photographic & photocopying equipment mfg . . . . .	(B)	(D)	(D)	2	1	—	—	—	1	—	—	—	—	—	—	—	—	—	—
333319	Oth commercial, service industry machinery mfg . . . . .	709	4 741	20 310	14	4	2	1	4	—	2	1	—	—	—	—	—	—	—	—
3334	HVAC & commercial refrigeration equipment mfg . . . . .	5 239	36 493	163 637	29	3	4	3	3	3	7	3	2	1	—	—	—	—	—	—
33341	HVAC & commercial refrigeration equipment mfg . . . . .	5 239	36 493	163 637	29	3	4	3	3	3	7	3	2	1	—	—	—	—	—	—
333411	Air purification equipment mfg . . . . .	(F)	(D)	(D)	13	2	2	3	1	1	3	1	—	—	—	—	—	—	—	—
333412	Industrial & commercial fan & blower mfg . . . . .	(C)	(D)	(D)	3	—	2	—	—	—	1	—	—	—	—	—	—	—	—	—
333414	Heating equipment (exc warm air furnaces) mfg . . . . .	813	5 202	29 508	5	1	—	—	—	2	1	—	1	—	—	—	—	—	—	—
333415	AC, warm air htg & commercial refrig equip mfg . . . . .	3 407	24 031	101 339	8	—	—	—	2	—	2	2	1	—	—	—	—	—	—	—
3335	Metalworking machinery mfg . . . . .	3 179	24 507	114 342	129	27	28	35	30	6	2	—	1	—	—	—	—	—	—	—
33351	Metalworking machinery mfg . . . . .	3 179	24 507	114 342	129	27	28	35	30	6	2	—	1	—	—	—	—	—	—	—
333511	Industrial mold mfg . . . . .	336	2 655	11 715	26	8	4	10	4	—	—	—	—	—	—	—	—	—	—	—
333512	Machine tool (metal cutting types) mfg . .	1 146	9 171	49 713	8	—	—	1	4	2	—	—	—	—	—	—	—	—	—	—
333513	Machine tool (metal forming types) mfg . .	(C)	(D)	(D)	5	—	1	1	3	—	—	—	—	—	—	—	—	—	—	—
333514	Special die, tool, die set, jig & fixture mfg . . . . .	1 348	9 598	39 826	75	15	19	21	14	4	2	—	—	—	—	—	—	—	—	—
333515	Cutting tool & machine tool accessory mfg . . . . .	168	1 267	5 184	11	3	3	2	3	—	—	—	—	—	—	—	—	—	—	—
333516	Rolling mill machinery & equipment mfg . .	(B)	(D)	(D)	1	—	—	—	1	—	—	—	—	—	—	—	—	—	—	—
333518	Other metalworking machinery mfg . . . . .	(B)	(D)	(D)	3	1	1	—	1	—	—	—	—	—	—	—	—	—	—	—
3336	Engine, turbine & power transmsn equip mfg .	2 093	13 977	63 560	8	1	—	2	1	2	—	—	1	—	—	—	—	—	—	—
33361	Engine, turbine & power transmsn equip mfg . . . . .	2 093	13 977	63 560	8	1	—	2	1	2	—	—	1	—	—	—	—	—	—	—
333613	Mechanical power transmission equipment mfg . . . . .	(G)	(D)	(D)	5	1	—	2	—	1	—	—	—	—	—	—	—	—	—	—
333618	Other engine equipment mfg . . . . .	(F)	(D)	(D)	3	—	—	—	1	1	—	—	—	—	—	—	—	—	—	—
3339	Other general purpose machinery mfg . . . . .	8 476	80 294	335 802	108	20	13	14	25	10	17	5	4	—	—	—	—	—	—	—
33391	Pump & compressor mfg . . . . .	1 740	14 932	62 006	10	—	—	—	5	—	3	1	1	—	—	—	—	—	—	—
333911	Pump & pumping equipment mfg . . . . .	(E)	(D)	(D)	5	—	—	—	3	—	2	—	—	—	—	—	—	—	—	—
333912	Air & gas compressor mfg . . . . .	(G)	(D)	(D)	5	—	—	—	2	—	1	1	1	—	—	—	—	—	—	—
33392	Material handling equipment mfg . . . . .	3 676	34 695	146 620	36	7	2	5	6	4	8	2	2	—	—	—	—	—	—	—
333921	Elevator & moving stairway mfg . . . . .	(C)	(D)	(D)	3	1	—	—	1	1	—	—	—	—	—	—	—	—	—	—
333922	Conveyor & conveying equipment mfg . .	1 783	17 244	75 575	19	2	—	4	3	2	7	1	—	—	—	—	—	—	—	—
333923	Overhead crane, hoist & monorail system mfg . . . . .	(A)	(D)	(D)	1	1	—	—	—	—	—	—	—	—	—	—	—	—	—	—
333924	Ind truck, tractor, trailer, stacker mach mfg . . . . .	(G)	(D)	(D)	13	3	2	1	2	1	1	2	—	—	—	—	—	—	—	—
33399	All other general purpose machinery mfg . .	3 060	30 667	127 176	62	13	11	9	14	6	6	2	1	—	—	—	—	—	—	—
333991	Power-driven handtool mfg . . . . .	(B)	(D)	(D)	2	1	—	—	—	1	—	—	—	—	—	—	—	—	—	—
333992	Welding & soldering equipment mfg . . . .	212	1 871	7 696	4	—	—	—	3	—	1	—	—	—	—	—	—	—	—	—
333993	Packaging machinery mfg . . . . .	1 095	13 611	54 224	7	—	1	1	1	—	2	1	1	—	—	—	—	—	—	—
333994	Industrial process furnace & oven mfg . .	275	2 584	10 556	6	1	—	1	2	1	1	—	—	—	—	—	—	—	—	—
333995	Fluid power cylinder & actuator mfg . . . .	(B)	(D)	(D)	4	—	2	1	1	—	—	—	—	—	—	—	—	—	—	—
333996	Fluid power pump & motor mfg . . . . .	(E)	(D)	(D)	5	—	4	—	—	—	—	—	1	—	—	—	—	—	—	—
333997	Scale & balance (except laboratory) mfg .	(B)	(D)	(D)	1	—	—	—	1	—	—	—	—	—	—	—	—	—	—	—
333999	All other general purpose machinery mfg . . . . .	985	8 905	37 932	33	11	4	6	6	4	2	—	—	—	—	—	—	—	—	—
334	Computer & electronic product mfg . . . . .	9 487	136 964	495 570	80	27	9	2	12	14	12	1	2	1	—	—	—	—	—	—
3341	Computer & peripheral equipment mfg . . . .	(H)	(D)	(D)	11	6	—	—	—	4	—	—	—	—	—	—	—	—	—	—
33411	Computer & peripheral equipment mfg . . . .	(H)	(D)	(D)	11	6	—	—	—	4	—	—	—	—	—	—	—	—	—	—
334111	Electronic computer mfg . . . . .	(A)	(D)	(D)	3	3	—	—	—	—	—	—	—	—	—	—	—	—	—	—
334113	Computer terminal mfg . . . . .	(A)	(D)	(D)	2	2	—	—	—	—	—	—	—	—	—	—	—	—	—	—
334119	Other computer peripheral equipment mfg . . . . .	(H)	(D)	(D)	6	1	—	—	—	4	—	—	—	—	—	—	—	—	—	—
3342	Communications equipment mfg . . . . .	(F)																		

**Table 2. The State—Employees, Payroll, and Establishments by Industry: 1999—Con.**

[Excludes most government employees, railroad employees, and self-employed persons. Size class 1 to 4 includes establishments with payroll, but no employees, during mid-March pay period. (D) denotes figures withheld to avoid disclosing data for individual companies; the data are included in broader industry totals. For explanation of terms, abbreviations, and data reliability/comparability, see introductory text]

NAICS code	Industry	Number of employees for week including March 12	Payroll (\$1,000)		Total number of establishments	Number of establishments by employment-size class										
			First quarter	Annual		1 to 4	5 to 9	10 to 19	20 to 49	50 to 99	100 to 249	250 to 499	500 to 999	1,000 or more		
<b>31-33</b>	<b>Manufacturing—Con.</b>															
334	Computer & electronic product mfg—Con.															
3342	Communications equipment mfg—Con.															
33422	Radio, TV broadcast & wireless comm equip mfg	(C)	(D)	(D)	5	1	1	—	1	2	—	—	—	—	—	—
334220	Radio, TV broadcast & wireless comm equip mfg	(C)	(D)	(D)	5	1	1	—	1	2	—	—	—	—	—	—
33429	Other communications equipment mfg	(C)	(D)	(D)	1	—	—	—	—	—	1	—	—	—	—	—
334290	Other communications equipment mfg	(C)	(D)	(D)	1	—	—	—	—	—	1	—	—	—	—	—
3343	Audio & video equipment mfg	650	4 636	21 500	9	2	1	—	1	2	3	—	—	—	—	—
33431	Audio & video equipment mfg	650	4 636	21 500	9	2	1	—	1	2	3	—	—	—	—	—
334310	Audio & video equipment mfg	650	4 636	21 500	9	2	1	—	1	2	3	—	—	—	—	—
3344	Semiconductor & oth electronic component mfg	1 403	9 314	40 367	26	5	5	1	5	5	5	—	—	—	—	—
33441	Semiconductor & oth electronic component mfg	1 403	9 314	40 367	26	5	5	1	5	5	5	—	—	—	—	—
334411	Electron tube mfg	(C)	(D)	(D)	2	—	—	—	—	1	1	—	—	—	—	—
334412	Bare printed circuit board mfg	104	762	3 162	9	4	2	1	1	1	—	—	—	—	—	—
334413	Semiconductor & related device mfg	(B)	(D)	(D)	1	—	—	—	1	—	—	—	—	—	—	—
334415	Electronic resistor mfg	(C)	(D)	(D)	3	—	1	—	1	1	—	—	—	—	—	—
334416	Electronic coil, transformer, oth inductor mfg	(A)	(D)	(D)	1	—	1	—	—	—	—	—	—	—	—	—
334418	Printed circuit assembly (electronic assembly) mfg	650	4 299	18 570	4	—	—	—	—	1	3	—	—	—	—	—
334419	Other electronic component mfg	265	1 169	5 717	6	1	1	—	2	1	1	—	—	—	—	—
3345	Nav, measuring, medical, control instruments mfg	1 479	14 118	50 755	22	10	2	1	3	1	3	1	1	—	—	—
33451	Nav, measuring, medical, control instruments mfg	1 479	14 118	50 755	22	10	2	1	3	1	3	1	1	—	—	—
334510	Electromedical apparatus mfg	(A)	(D)	(D)	1	1	—	—	—	—	—	—	—	—	—	—
334511	Search, detection & navigation instrument mfg	(A)	(D)	(D)	1	1	—	—	—	—	—	—	—	—	—	—
334512	Automatic environmental control mfg	(F)	(D)	(D)	4	—	—	—	1	—	1	—	—	—	—	—
334513	Industrial process control mfg	(E)	(D)	(D)	4	2	—	—	1	—	—	1	—	—	—	—
334514	Total fluid meter & counting device mfg	(C)	(D)	(D)	1	—	—	—	—	—	1	—	—	—	—	—
334515	Electricity measuring, testing instrument mfg	(C)	(D)	(D)	4	2	1	—	—	—	1	—	—	—	—	—
334516	Analytical laboratory instrument mfg	(B)	(D)	(D)	3	1	—	—	1	1	—	—	—	—	—	—
334519	Other measuring & controlling device mfg	(A)	(D)	(D)	4	3	1	—	—	—	—	—	—	—	—	—
3346	Mfg & reproducing magnetic & optical media	(A)	(D)	(D)	1	1	—	—	—	—	—	—	—	—	—	—
33461	Mfg & reproducing magnetic & optical media	(A)	(D)	(D)	1	1	—	—	—	—	—	—	—	—	—	—
334612	Prerecorded CD, tape, record reproducing	(A)	(D)	(D)	1	1	—	—	—	—	—	—	—	—	—	—
335	Electrical equip, appliance & component mfg	18 000	164 872	646 858	86	14	6	12	14	6	10	15	4	5	—	—
3351	Electric lighting equipment mfg	(G)	(D)	(D)	17	4	1	5	2	1	1	2	1	—	—	—
33511	Electric lamp bulb & part mfg	(G)	(D)	(D)	5	—	1	1	—	—	—	2	1	—	—	—
335110	Electric lamp bulb & part mfg	(G)	(D)	(D)	5	—	1	1	—	—	—	2	1	—	—	—
33512	Lighting fixture mfg	391	2 256	8 857	12	4	—	4	2	1	1	—	—	—	—	—
335121	Residential electric lighting fixture mfg	(E)	(D)	(D)	8	3	—	3	1	—	1	—	—	—	—	—
335122	Commercial electric lighting fixture mfg	(C)	(D)	(D)	4	1	—	1	1	1	—	—	—	—	—	—
3352	Household appliance mfg	(I)	(D)	(D)	10	—	—	1	2	—	1	1	—	—	—	5
33521	Small electrical appliance mfg	(G)	(D)	(D)	2	—	—	—	1	—	—	—	—	—	—	1
335211	Electric housewares & fan mfg	(B)	(D)	(D)	1	—	—	—	1	—	—	—	—	—	—	—
335212	Household vacuum cleaner mfg	(G)	(D)	(D)	1	—	—	—	—	—	—	—	—	—	—	1
33522	Major appliance mfg	(I)	(D)	(D)	8	—	—	1	1	—	1	1	—	—	—	4
335221	Household cooking appliance mfg	(G)	(D)	(D)	3	—	—	—	1	—	—	—	—	—	—	1
335222	Household refrigerator & freezer mfg	(G)	(D)	(D)	1	—	—	—	—	—	—	—	—	—	—	1
335224	Household laundry equipment mfg	(G)	(D)	(D)	3	—	—	—	—	—	1	1	—	—	—	1
335228	Other major household appliance mfg	(G)	(D)	(D)	1	—	—	—	—	—	—	—	—	—	—	1
3353	Electrical equipment mfg	5 756	46 969	184 856	39	7	4	5	7	2	6	5	3	—	—	—
33531	Electrical equipment mfg	5 756	46 969	184 856	39	7	4	5	7	2	6	5	3	—	—	—
335311	Power, distribution, specialty transformer mfg	525	7 255	19 906	6	2	1	—	1	—	1	1	—	—	—	—
335312	Motor & generator mfg	2 909	18 734	75 600	14	—	—	3	3	1	4	1	2	—	—	—
335313	Switchgear & switchboard apparatus mfg	1 849	17 031	70 781	10	1	2	2	1	—	1	2	1	—	—	—
335314	Relay & industrial control mfg	473	3 949	18 569	9	4	1	—	2	1	—	1	—	—	—	—
3359	Other electrical equipment & component mfg	3 112	26 905	110 433	20	3	1	1	3	3	2	7	—	—	—	—
33591	Battery mfg	(F)	(D)	(D)	2	—	—	—	—	—	1	1	—	—	—	—
335911	Storage battery mfg	(F)	(D)	(D)	2	—	—	—	—	—	1	1	—	—	—	—
33592	Communication & energy wire & cable mfg	2 126	19 182	77 994	8	—	—	1	—	1	—	6	—	—	—	—
335929	Other communication & energy wire mfg	2 126	19 182	77 994	8	—	—	1	—	1	—	6	—	—	—	—
33593	Wiring device mfg	(C)	(D)	(D)	4	2	—	—	1	—	1	—	—	—	—	—
335931	Current-carrying wiring device mfg	(C)	(D)	(D)	2	—	—	—	1	—	1	—	—	—	—	—
335932	Noncurrent-carrying wiring device mfg	(A)	(D)	(D)	2	2	—	—	—	—	—	—	—	—	—	—
33599	All oth electrical equipment & component mfg	(C)	(D)	(D)	6	1	1	—	2	2	—	—	—	—	—	—
335991	Carbon & graphite product mfg	(C)	(D)	(D)	2	—	—	—	1	1	—	—	—	—	—	—
335999	All oth misc electrical equip & component mfg	(B)	(D)	(D)	4	1	1	—	1	1	—	—	—	—	—	—
336	Transportation equipment mfg	48 527	686 966	2 429 760	202	32	19	18	25	21	35	34	13	5	—	—
3361	Motor vehicle mfg	18 995	456 508	1 439 537	10	1	1	—	1	—	1	—	3	3	—	—
33611	Automobile & light duty motor vehicle mfg	(J)	(D)	(D)	9	—	—	—	1	—	1	—	3	3	—	—
336111	Automobile mfg	(J)	(D)	(D)	6	—	—	—	1	—	1	—	3	1	—	—
336112	Light truck & utility vehicle mfg	(I)	(D)	(D)	3	—	—	—	—	—	—	—	—	—	—	—
33612	Heavy duty truck mfg	(A)	(D)	(D)	1	1	—	—	—	—	—	—	—	—	—	—
336120	Heavy duty truck mfg	(A)	(D)	(D)	1	1	—	—	—	—	—	—	—	—	—	—

Note: Employment-size classes are indicated as follows: A—0 to 19; B—20 to 99; C—100 to 249; E—250 to 499; F—500 to 999; G—1,000 to 2,499; H—2,500 to 4,999; I—5,000 to 9,999; J—10,000 to 24,999; K—25,000 to 49,999; L—50,000 to 99,999; M—100,000 or more.

**Table 2. The State—Employees, Payroll, and Establishments by Industry: 1999—Con.**

[Excludes most government employees, railroad employees, and self-employed persons. Size class 1 to 4 includes establishments with payroll, but no employees, during mid-March pay period. (D) denotes figures withheld to avoid disclosing data for individual companies; the data are included in broader industry totals. For explanation of terms, abbreviations, and data reliability/comparability, see introductory text]

NAICS code	Industry	Number of employees for week including March 12	Payroll (\$1,000)		Total number of establishments	Number of establishments by employment-size class										
			First quarter	Annual		1 to 4	5 to 9	10 to 19	20 to 49	50 to 99	100 to 249	250 to 499	500 to 999	1,000 or more		
<b>31-33</b>	<b>Manufacturing—Con.</b>															
336	Transportation equipment mfg—Con.															
3362	Motor vehicle body & trailer mfg . . . . .	1 212	10 728	42 543	23	5	4	2	9	—	1	2	—	—	—	—
33621	Motor vehicle body & trailer mfg . . . . .	1 212	10 728	42 543	23	5	4	2	9	—	1	2	—	—	—	—
336211	Motor vehicle body mfg . . . . .	(F)	(D)	(D)	13	2	3	1	6	—	—	1	—	—	—	—
336212	Truck trailer mfg . . . . .	624	5 525	21 444	4	1	—	—	1	—	1	1	—	—	—	—
336213	Motor home mfg . . . . .	(A)	(D)	(D)	1	1	—	—	—	—	—	—	—	—	—	—
336214	Travel trailer & camper mfg . . . . .	(B)	(D)	(D)	5	1	1	1	2	—	—	—	—	—	—	—
3363	Motor vehicle parts mfg . . . . .	25 908	202 080	874 238	128	15	8	7	11	16	28	32	9	2		
33631	Motor vehicle gas engine & engine parts mfg . . . . .	2 576	22 298	96 257	18	7	1	1	1	2	2	3	—	1		
336311	Carburetor, piston, piston ring & valve mfg . . . . .	(F)	(D)	(D)	5	—	1	—	1	1	1	1	—	—	—	—
336312	Gasoline engine & engine parts mfg . . . . .	(G)	(D)	(D)	13	7	—	1	—	1	1	2	—	1		
33632	MV electrical & electronic equipment mfg . . . . .	3 291	16 612	78 946	17	3	1	2	3	1	2	2	3	—	—	—
336322	Other MV electrical & electronic equip mfg . . . . .	3 291	16 612	78 946	17	3	1	2	3	1	2	2	3	—	—	—
33633	Motor vehicle steering & suspension parts mfg . . . . .	1 647	13 750	57 615	7	1	—	—	1	1	1	2	1	—	—	—
336330	Motor vehicle steering & suspension parts mfg . . . . .	1 647	13 750	57 615	7	1	—	—	1	1	1	2	1	—	—	—
33634	Motor vehicle brake system mfg . . . . .	4 426	41 942	163 411	16	—	1	—	1	5	2	5	2	—	—	—
336340	Motor vehicle brake system mfg . . . . .	4 426	41 942	163 411	16	—	1	—	1	5	2	5	2	—	—	—
33635	MV transmission & power train parts mfg . . . . .	1 306	10 479	49 003	9	1	—	—	2	2	1	3	—	—	—	—
336350	MV transmission & power train parts mfg . . . . .	1 306	10 479	49 003	9	1	—	—	2	2	1	3	—	—	—	—
33636	Motor vehicle seating & interior trim mfg . . . . .	3 191	21 729	97 637	11	—	—	1	—	1	3	5	1	—	—	—
336360	Motor vehicle seating & interior trim mfg . . . . .	3 191	21 729	97 637	11	—	—	1	—	1	3	5	1	—	—	—
33637	Motor vehicle metal stamping . . . . .	4 106	33 023	148 282	21	1	1	1	2	—	9	6	1	—	—	—
336370	Motor vehicle metal stamping . . . . .	4 106	33 023	148 282	21	1	1	1	2	—	9	6	1	—	—	—
33639	Other motor vehicle parts mfg . . . . .	5 365	42 247	183 087	29	2	4	2	1	4	8	6	1	1		
336399	All other motor vehicle parts mfg . . . . .	5 365	42 247	183 087	29	2	4	2	1	4	8	6	1	1		
3364	Aerospace product & parts mfg . . . . .	(G)	(D)	(D)	7	2	2	1	—	1	—	1	—	—	—	—
33641	Aerospace product & parts mfg . . . . .	(G)	(D)	(D)	7	2	2	1	—	1	—	1	—	—	—	—
336411	Aircraft mfg . . . . .	10	40	238	3	1	2	—	—	—	—	—	—	—	—	—
336412	Aircraft engine & engine parts mfg . . . . .	(G)	(D)	(D)	2	—	—	—	—	1	—	—	1	—	—	—
336413	Other aircraft part & auxiliary equipment mfg . . . . .	(A)	(D)	(D)	2	1	—	1	—	—	—	—	—	—	—	—
3365	Railroad rolling stock mfg . . . . .	(B)	(D)	(D)	3	1	—	1	1	—	—	—	—	—	—	—
33651	Railroad rolling stock mfg . . . . .	(B)	(D)	(D)	3	1	—	1	1	—	—	—	—	—	—	—
336510	Railroad rolling stock mfg . . . . .	(B)	(D)	(D)	3	1	—	1	1	—	—	—	—	—	—	—
3366	Ship & boat building . . . . .	(G)	(D)	(D)	27	7	3	6	3	4	4	—	—	—	—	—
33661	Ship & boat building . . . . .	(G)	(D)	(D)	27	7	3	6	3	4	4	—	—	—	—	—
336611	Ship building & repairing . . . . .	199	898	3 737	8	2	1	2	2	1	—	—	—	—	—	—
336612	Boat building . . . . .	(F)	(D)	(D)	19	5	2	4	1	4	3	—	—	—	—	—
3369	Other transportation equipment mfg . . . . .	(C)	(D)	(D)	4	1	1	1	—	—	1	—	—	—	—	—
33699	Other transportation equipment mfg . . . . .	(C)	(D)	(D)	4	1	1	1	—	—	1	—	—	—	—	—
336991	Motorcycle, bicycle & parts mfg . . . . .	(C)	(D)	(D)	3	1	—	1	—	—	1	—	—	—	—	—
336999	All other transportation equipment mfg . . . . .	(A)	(D)	(D)	1	—	1	—	—	—	—	—	—	—	—	—
337	Furniture & related product mfg . . . . .	6 676	33 885	157 485	209	72	46	29	34	11	11	5	1	—	—	—
3371	HH & institutional furniture & kitchen cabinet mfg . . . . .	4 083	20 571	93 930	151	57	37	22	20	5	7	2	1	—	—	—
33711	Wood kitchen cabinet & countertop mfg . . . . .	1 903	9 013	42 150	90	31	26	15	13	2	1	2	—	—	—	—
337110	Wood kitchen cabinet & countertop mfg . . . . .	1 903	9 013	42 150	90	31	26	15	13	2	1	2	—	—	—	—
33712	Household & institutional furniture mfg . . . . .	2 180	11 558	51 780	61	26	11	7	7	3	6	—	1	—	—	—
337121	Upholstered household furniture mfg . . . . .	(E)	(D)	(D)	11	6	2	—	1	—	2	—	—	—	—	—
337122	Nonupholstered wood household furniture mfg . . . . .	1 328	6 544	29 203	39	18	8	7	2	1	2	—	1	—	—	—
337124	Metal household furniture manufacturing . . . . .	(C)	(D)	(D)	2	—	—	—	—	1	1	—	—	—	—	—
337125	Household furniture (exc wood & metal) mfg . . . . .	(B)	(D)	(D)	2	1	—	—	1	—	—	—	—	—	—	—
337127	Institutional furniture mfg . . . . .	301	2 018	8 878	7	1	1	—	3	1	1	—	—	—	—	—
3372	Office furniture (including fixtures) mfg . . . . .	2 279	11 542	56 252	47	12	7	5	12	5	3	3	—	—	—	—
33721	Office furniture (including fixtures) mfg . . . . .	2 279	11 542	56 252	47	12	7	5	12	5	3	3	—	—	—	—
337211	Wood office furniture mfg . . . . .	1 011	5 145	27 028	9	1	2	1	1	1	2	—	—	—	—	—
337212	Custom architectural woodwork & millwork mfg . . . . .	(E)	(D)	(D)	12	2	2	2	5	—	—	1	—	—	—	—
337214	Office furniture (except wood) mfg . . . . .	(B)	(D)	(D)	2	1	—	—	1	—	—	—	—	—	—	—
337215	Showcase, partition, shelving & locker mfg . . . . .	818	3 991	17 681	24	8	3	2	5	4	2	—	—	—	—	—
3379	Other furniture related product mfg . . . . .	314	1 772	7 303	11	3	2	2	2	1	1	—	—	—	—	—
33791	Mattress mfg . . . . .	(C)	(D)	(D)	8	2	2	1	2	1	—	—	—	—	—	—
337910	Mattress mfg . . . . .	(C)	(D)	(D)	8	2	2	1	2	1	—	—	—	—	—	—
33792	Blind & shade mfg . . . . .	(C)	(D)	(D)	3	1	—	1	—	—	1	—	—	—	—	—
337920	Blind & shade mfg . . . . .	(C)	(D)	(D)	3	1	—	1	—	—	1	—	—	—	—	—
339	Miscellaneous mfg . . . . .	7 184	47 140	203 140	277	127	51	41	30	7	16	4	1	—	—	—
3391	Medical equipment & supplies mfg . . . . .	1 486	9 790	44 164	112	71	14	11	10	2	3	1	—	—	—	—
339112	Medical equipment & supplies mfg . . . . .	1 486	9 790	44 164	112	71	14	11	10	2	3	1	—	—	—	—
339113	Surgical & medical instrument mfg . . . . .	132	1 086	4 612	10	4	1	3	1	1	—	—	—	—	—	—
339114	Surgical appliance & supplies mfg . . . . .	740	4 490	20 892	22	6	5	3	5	—	2	1	—	—	—	—
339115	Dental equipment & supplies mfg . . . . .	(C)	(D)	(D)	6	4	—	1	—	—	1	—	—	—	—	—
339116	Ophthalmic goods mfg . . . . .	(B)	(D)	(D)	4	2	—	—	—	1	—	—	—	—	—	—
339116	Dental laboratories . . . . .	341	1 901	8 610	70	55	8	3	4	—	—	—	—	—	—	—
3399	Other miscellaneous mfg . . . . .	5 698	37 350	158 976	165	56	37	30	20	5	13	3	1	—	—	—
33991	Jewelry & silverware mfg . . . . .	307	1 888	6 907	10	3	4	1	1	—	1	—	—	—	—	—
339911	Jewelry (exc costume) mfg . . . . .	(E)	(D)	(D)	4	—	2	—	1	—	1	—	—	—	—	—
339912	Silverware & hollowware mfg . . . . .	(A)	(D)	(D)	1	—	1	—	—	—	—	—	—	—	—	—
339914	Costume jewelry & novelty mfg . . . . .	(B)	(D)	(D)	5	3	1	1	—	—	—	—	—	—	—	—
33992	Sporting & athletic goods mfg . . . . .	695	4 095	18 982	30	10	6	7	4	1	2	—	—	—	—	—
339920	Sporting & athletic goods mfg . . . . .	695	4 095	18 982	30	10	6	7	4	1	2	—	—	—	—	—
33993	Doll, toy & game mfg . . . . .	1 095	5 975	29 916	7	1	—	—	2	—	2	—	—	—	—	—
339932	Game, toy & children's vehicle mfg . . . . .	1 095	5 975	29 916	7	1	—	—	2	—	2	—	—	—		

**Table 2. The State—Employees, Payroll, and Establishments by Industry: 1999—Con.**

[Excludes most government employees, railroad employees, and self-employed persons. Size class 1 to 4 includes establishments with payroll, but no employees, during mid-March pay period. (D) denotes figures withheld to avoid disclosing data for individual companies; the data are included in broader industry totals. For explanation of terms, abbreviations, and data reliability/comparability, see introductory text]

NAICS code	Industry	Number of employees for week including March 12	Payroll (\$1,000)		Total number of establishments	Number of establishments by employment-size class										
			First quarter	Annual		1 to 4	5 to 9	10 to 19	20 to 49	50 to 99	100 to 249	250 to 499	500 to 999	1,000 or more		
<b>31-33</b>	<b>Manufacturing—Con.</b>															
339	Miscellaneous mfg—Con.															
3399	Other miscellaneous mfg—Con.															
33994	Office supplies (exc paper) mfg	475	2 223	8 821	4	1	—	1	1	—	—	—	1	—	—	
339943	Marking device mfg	(B)	(D)	(D)	2	1	—	1	—	—	—	—	—	—	—	
339944	Carbon paper & inked ribbon mfg	(E)	(D)	(D)	2	—	—	—	1	—	—	—	1	—	—	
33995	Sign mfg	937	5 867	26 301	70	29	21	11	6	—	3	—	—	—	—	
339950	Sign mfg	937	5 867	26 301	70	29	21	11	6	—	3	—	—	—	—	
33999	All other misc mfg	2 189	17 302	68 049	44	12	6	8	7	4	5	2	—	—	—	
339991	Gasket, packing & sealing device mfg	1 297	10 185	40 981	10	—	—	1	2	2	4	1	—	—	—	
339992	Musical instrument mfg	(B)	(D)	(D)	4	2	—	2	—	—	—	—	—	—	—	
339993	Fastener, button, needle & pin mfg	(E)	(D)	(D)	2	1	—	—	—	—	—	1	—	—	—	
339994	Broom, brush & mop mfg	(B)	(D)	(D)	2	—	1	1	—	—	—	—	—	—	—	
339995	Burial casket mfg	130	1 816	5 101	7	5	1	—	—	—	1	—	—	—	—	
339999	All other miscellaneous mfg	369	2 032	8 960	19	4	4	—	5	2	—	—	—	—	—	
<b>42</b>	<b>Wholesale trade</b>	<b>72 525</b>	<b>560 951</b>	<b>2 408 073</b>	<b>4 986</b>	<b>2 280</b>	<b>1 056</b>	<b>831</b>	<b>553</b>	<b>158</b>	<b>88</b>	<b>17</b>	<b>2</b>	<b>1</b>		
421	Wholesale trade, durable goods	39 687	324 296	1 399 136	3 227	1 534	686	528	333	92	48	6	—	—	—	
4211	Motor vehicle, motor vehicle pt & supply whsle	6 194	40 720	171 398	403	185	85	59	47	16	9	2	—	—	—	
42111	Automobile & other motor vehicle whsle	2 099	13 517	59 530	112	49	22	13	19	5	4	—	—	—	—	
421110	Automobile & other motor vehicle whsle	2 099	13 517	59 530	112	49	22	13	19	5	4	—	—	—	—	
42112	Motor vehicle supplies & new parts whsle	2 877	18 686	79 867	156	68	38	22	12	9	5	2	—	—	—	
421120	Motor vehicle supplies & new parts whsle	2 877	18 686	79 867	156	68	38	22	12	9	5	2	—	—	—	
42113	Tire & tube whsle	585	5 386	18 190	36	10	8	7	9	2	—	—	—	—	—	
421130	Tire & tube whsle	585	5 386	18 190	36	10	8	7	9	2	—	—	—	—	—	
42114	Motor vehicle parts (used) whsle	633	3 131	13 811	99	58	17	7	—	—	—	—	—	—	—	
421140	Motor vehicle parts (used) whsle	633	3 131	13 811	99	58	17	7	—	—	—	—	—	—	—	
4212	Furniture & home furnishing whsle	1 142	8 102	34 144	116	59	18	18	19	2	—	—	—	—	—	
42121	Furniture whsle	453	3 505	14 893	50	30	6	5	8	1	—	—	—	—	—	
421210	Furniture whsle	453	3 505	14 893	50	30	6	5	8	1	—	—	—	—	—	
42122	Home furnishing whsle	689	4 597	19 251	66	29	12	13	11	1	—	—	—	—	—	
421220	Home furnishing whsle	689	4 597	19 251	66	29	12	13	11	1	—	—	—	—	—	
4213	Lumber & other construction materials whsle	2 578	17 932	83 169	199	91	40	28	30	9	1	—	—	—	—	
42131	Lumber, plywood, millwork & wood panel whsle	1 624	11 936	51 016	106	44	20	13	22	7	—	—	—	—	—	
421310	Lumber, plywood, millwork & wood panel whsle	1 624	11 936	51 016	106	44	20	13	22	7	—	—	—	—	—	
42132	Brick & related construction material whsle	277	1 796	12 636	35	20	8	4	2	1	—	—	—	—	—	
421320	Brick & related construction material whsle	277	1 796	12 636	35	20	8	4	2	1	—	—	—	—	—	
42133	Roofing, siding & insulation material whsle	440	2 862	13 749	31	13	7	6	3	1	1	—	—	—	—	
421330	Roofing, siding & insulation material whsle	440	2 862	13 749	31	13	7	6	3	1	1	—	—	—	—	
42139	Other construction material whsle	237	1 338	5 768	27	14	5	5	3	—	—	—	—	—	—	
421390	Other construction material whsle	237	1 338	5 768	27	14	5	5	3	—	—	—	—	—	—	
4214	Professional & commercial equip & supp whsle	6 688	64 541	272 152	422	203	74	66	46	16	16	1	—	—	—	
42141	Photographic equipment & supplies whsle	124	897	3 918	9	2	2	2	3	—	—	—	—	—	—	
421410	Photographic equipment & supplies whsle	124	897	3 918	9	2	2	2	3	—	—	—	—	—	—	
42142	Office equipment whsle	1 571	14 238	53 589	85	31	13	22	11	4	4	—	—	—	—	
421420	Office equipment whsle	1 571	14 238	53 589	85	31	13	22	11	4	4	—	—	—	—	
42143	Computer & peripheral equip & software whsle	2 386	27 361	121 073	121	64	16	16	12	5	7	1	—	—	—	
421430	Computer & peripheral equip & software whsle	2 386	27 361	121 073	121	64	16	16	12	5	7	1	—	—	—	
42144	Other commercial equipment whsle	950	8 771	36 128	57	29	10	9	5	—	4	—	—	—	—	
421440	Other commercial equipment whsle	950	8 771	36 128	57	29	10	9	5	—	4	—	—	—	—	
42145	Medical, dental, hospital equip & supp whsle	1 047	8 660	37 162	110	58	26	12	9	5	—	—	—	—	—	
421450	Medical, dental, hospital equip & supp whsle	1 047	8 660	37 162	110	58	26	12	9	5	—	—	—	—	—	
42146	Ophthalmic goods whsle	315	2 562	11 462	10	3	1	1	3	1	1	—	—	—	—	
421460	Ophthalmic goods whsle	315	2 562	11 462	10	3	1	1	3	1	1	—	—	—	—	
42149	Oth professional equipment & supplies whsle	295	2 052	8 820	30	16	6	4	3	1	—	—	—	—	—	
421490	Oth professional equipment & supplies whsle	295	2 052	8 820	30	16	6	4	3	1	—	—	—	—	—	
4215	Metal & mineral (except petroleum) whsle	2 584	20 449	93 750	197	96	36	32	22	7	3	1	—	—	—	
42151	Metal service centers & offices whsle	2 224	16 790	76 470	136	58	24	25	19	6	3	1	—	—	—	
421510	Metal service centers & offices whsle	2 224	16 790	76 470	136	58	24	25	19	6	3	1	—	—	—	
42152	Coal & other mineral & ore whsle	360	3 659	17 280	61	38	12	7	3	1	—	—	—	—	—	
421520	Coal & other mineral & ore whsle	360	3 659	17 280	61	38	12	7	3	1	—	—	—	—	—	
4216	Electrical goods whsle	3 140	30 769	132 425	292	142	58	51	29	9	3	—	—	—	—	
42161	Elec equip, wiring supp, const material whsle	1 444	14 265	57 617	139	65	26	29	15	3	1	—	—	—	—	
421610	Elec equip, wiring supp, const material whsle	1 444	14 265	57 617	139	65	26	29	15	3	1	—	—	—	—	
42162	Electric appliance, TV, radio set whsle	318	2 004	8 872	29	14	5	5	4	1	—	—	—	—	—	
421620	Electric appliance, TV, radio set whsle	318	2 004	8 872	29	14	5	5	4	1	—	—	—	—	—	
42169	Other electronic parts & equipment whsle	1 378	14 500	65 936	124	63	27	17	10	5	2	—	—	—	—	
421690	Other electronic parts & equipment whsle	1 378	14 500	65 936	124	63	27	17	10	5	2	—	—	—	—	
4217	Hardware, plumb & heating equip & sup whsle	2 526	19 564	85 727	255	133	48	43	21	8	2	—	—	—	—	
42171	Hardware whsle	856	6 049	26 525	89	46	17	15	7	4	—	—	—	—	—	
421710	Hardware whsle	856	6 049	26 525	89	46	17	15	7	4	—	—	—	—	—	
42172	Plumbing & heating equipment & supplies whsle	331	2 390	11 204	45	28	7	7	2	—	1	—	—	—	—	
421720	Plumbing & heating equipment & supplies whsle	331	2 390	11 204	45	28	7	7	2	—	1	—	—	—	—	

Note: Employment-size classes are indicated as follows: A—0 to 19; B—20 to 99; C—100 to 249; E—250 to 499; F—500 to 999; G—1,000 to 2,499; H—2,500 to 4,999; I—5,000 to 9,999; J—10,000 to 24,999; K—25,000 to 49,999; L—50,000 to 99,999; M—100,000 or more.

**Table 2. The State—Employees, Payroll, and Establishments by Industry: 1999—Con.**

[Excludes most government employees, railroad employees, and self-employed persons. Size class 1 to 4 includes establishments with payroll, but no employees, during mid-March pay period. (D) denotes figures withheld to avoid disclosing data for individual companies; the data are included in broader industry totals. For explanation of terms, abbreviations, and data reliability/comparability, see introductory text]

NAICS code	Industry	Number of employees for week including March 12	Payroll (\$1,000)		Total number of establishments	Number of establishments by employment-size class										
			First quarter	Annual		1 to 4	5 to 9	10 to 19	20 to 49	50 to 99	100 to 249	250 to 499	500 to 999	1,000 or more		
<b>42</b>	<b>Wholesale trade—Con.</b>															
421	Wholesale trade, durable goods—Con.															
4217	Hardware, plumb & heating equip & sup whsle—Con.															
42173	Warm air heating & AC equip & supplies whsle	1 109	9 436	39 272	100	48	22	16	10	3	1	—	—	—	—	
421730	Warm air heating & AC equip & supplies whsle	1 109	9 436	39 272	100	48	22	16	10	3	1	—	—	—	—	
42174	Refrigeration equipment & supplies whsle	230	1 689	8 726	21	11	2	5	2	1	—	—	—	—	—	
421740	Refrigeration equipment & supplies whsle	230	1 689	8 726	21	11	2	5	2	1	—	—	—	—	—	
4218	Machinery, equipment & supplies whsle	11 698	103 837	441 238	1 038	448	267	191	100	20	11	1	—	—	—	
42181	Const & mining (exc petroleum) equip whsle	2 451	27 353	103 374	153	56	37	29	23	5	2	1	—	—	—	
421810	Const & mining (exc petroleum) equip whsle	2 451	27 353	103 374	153	56	37	29	23	5	2	1	—	—	—	
42182	Farm & garden machinery & equipment whsle	1 364	7 627	33 475	172	75	45	36	15	1	—	—	—	—	—	
421820	Farm & garden machinery & equipment whsle	1 364	7 627	33 475	172	75	45	36	15	1	—	—	—	—	—	
42183	Industrial machinery & equipment whsle	4 735	44 281	190 198	400	183	95	75	29	12	6	—	—	—	—	
421830	Industrial machinery & equipment whsle	4 735	44 281	190 198	400	183	95	75	29	12	6	—	—	—	—	
42184	Industrial supplies whsle	2 395	18 990	83 928	203	80	55	38	26	1	3	—	—	—	—	
421840	Industrial supplies whsle	2 395	18 990	83 928	203	80	55	38	26	1	3	—	—	—	—	
42185	Service establishment equip & supplies whsle	607	3 767	17 135	96	47	34	10	4	1	—	—	—	—	—	
421850	Service establishment equip & supplies whsle	607	3 767	17 135	96	47	34	10	4	1	—	—	—	—	—	
42186	Transportation equip, supplies (exc MV) whsle	146	1 819	13 128	14	7	1	3	3	—	—	—	—	—	—	
421860	Transportation equip, supplies (exc MV) whsle	146	1 819	13 128	14	7	1	3	3	—	—	—	—	—	—	
4219	Miscellaneous durable goods whsle	3 137	18 382	85 133	305	177	60	40	19	5	3	1	—	—	—	
42191	Sporting & recreational goods & supply whsle	390	2 309	10 478	48	24	15	5	3	1	—	—	—	—	—	
421910	Sporting & recreational goods & supply whsle	390	2 309	10 478	48	24	15	5	3	1	—	—	—	—	—	
42192	Toy & hobby goods & supplies whsle	87	441	2 013	13	8	3	1	1	—	—	—	—	—	—	
421920	Toy & hobby goods & supplies whsle	87	441	2 013	13	8	3	1	1	—	—	—	—	—	—	
42193	Recyclable material whsle	1 620	9 867	45 700	135	69	23	25	12	4	2	—	—	—	—	
421930	Recyclable material whsle	1 620	9 867	45 700	135	69	23	25	12	4	2	—	—	—	—	
42194	Jewelry, watch, precious stone & metal whsle	216	1 317	5 542	31	18	6	4	3	—	—	—	—	—	—	
421940	Jewelry, watch, precious stone & metal whsle	216	1 317	5 542	31	18	6	4	3	—	—	—	—	—	—	
42199	Other miscellaneous durable goods whsle	824	4 448	21 400	78	58	13	5	—	1	1	—	—	—	—	
421990	Other miscellaneous durable goods whsle	824	4 448	21 400	78	58	13	5	—	1	1	—	—	—	—	
422	Wholesale trade, nondurable goods	32 838	236 655	1 008 937	1 759	746	370	303	220	66	40	11	2	1	—	
4221	Paper & paper product whsle	1 565	12 750	55 304	142	69	29	23	16	4	1	—	—	—	—	
42211	Printing & writing paper whsle	293	3 013	12 650	12	5	1	2	3	—	1	—	—	—	—	
422110	Printing & writing paper whsle	293	3 013	12 650	12	5	1	2	3	—	1	—	—	—	—	
42212	Stationery & office supplies whsle	667	4 756	21 320	93	50	24	13	5	1	—	—	—	—	—	
422120	Stationery & office supplies whsle	667	4 756	21 320	93	50	24	13	5	1	—	—	—	—	—	
42213	Industrial & personal service paper whsle	605	4 981	21 334	37	14	4	8	8	3	—	—	—	—	—	
422130	Industrial & personal service paper whsle	605	4 981	21 334	37	14	4	8	8	3	—	—	—	—	—	
4222	Drugs & druggists' sundries whsle	2 021	15 522	63 547	67	23	12	11	10	5	1	—	—	—	—	
42221	Drugs & druggists' sundries whsle	2 021	15 522	63 547	67	23	12	11	10	5	1	—	—	—	—	
422210	Drugs & druggists' sundries whsle	2 021	15 522	63 547	67	23	12	11	10	5	1	—	—	—	—	
4223	Apparel, piece goods & notions whsle	1 171	7 159	34 627	77	49	12	5	7	1	2	1	—	—	—	
42231	Piece goods, notions & other dry goods whsle	(C)	(D)	(D)	15	8	3	1	3	—	—	—	—	—	—	
422310	Piece goods, notions & other dry goods whsle	(C)	(D)	(D)	15	8	3	1	3	—	—	—	—	—	—	
42232	Men's & boys' clothing & furnishings whsle	582	3 486	14 311	29	16	5	3	3	1	—	1	—	—	—	
422320	Men's & boys' clothing & furnishings whsle	582	3 486	14 311	29	16	5	3	3	1	—	1	—	—	—	
42233	Women's, children's, infants' clothing whsle	(E)	(D)	(D)	25	20	2	1	—	—	2	—	—	—	—	
422330	Women's, children's, infants' clothing whsle	(E)	(D)	(D)	25	20	2	1	—	—	2	—	—	—	—	
42234	Footwear whsle	(B)	(D)	(D)	8	5	2	—	1	—	—	—	—	—	—	
422340	Footwear whsle	(B)	(D)	(D)	8	5	2	—	1	—	—	—	—	—	—	
4224	Grocery & related product whsle	8 660	64 676	284 960	374	146	78	57	58	16	13	5	1	—	—	
42241	General line grocery whsle	1 727	13 782	57 487	34	15	7	1	4	1	4	1	1	—	—	
422410	General line grocery whsle	1 727	13 782	57 487	34	15	7	1	4	1	4	1	1	—	—	
42242	Packaged frozen food whsle	1 422	10 088	46 015	47	15	7	10	7	4	3	1	—	—	—	
422420	Packaged frozen food whsle	1 422	10 088	46 015	47	15	7	10	7	4	3	1	—	—	—	
42243	Dairy product (exc dried or canned) whsle	463	3 138	13 755	42	12	15	8	6	1	—	—	—	—	—	
422430	Dairy product (exc dried or canned) whsle	463	3 138	13 755	42	12	15	8	6	1	—	—	—	—	—	
42244	Poultry & poultry product whsle	167	954	4 619	15	5	4	4	2	—	—	—	—	—	—	
422440	Poultry & poultry product whsle	167	954	4 619	15	5	4	4	2	—	—	—	—	—	—	
42245	Confectionery whsle	502	2 673	11 549	33	16	8	7	1	—	—	1	—	—	—	
422450	Confectionery whsle	502	2 673	11 549	33	16	8	7	1	—	—	1	—	—	—	
42246	Fish & seafood whsle	97	671	3 251	9	3	3	1	2	—	—	—	—	—	—	
422460	Fish & seafood whsle	97	671	3 251	9	3	3	1	2	—	—	—	—	—	—	
42247	Meat & meat product whsle	462	2 759	12 317	31	11	4	8	6	2	—	—	—	—	—	
422470	Meat & meat product whsle	462	2 759	12 317	31	11	4	8	6	2	—	—	—	—	—	
42248	Fresh fruit & vegetable whsle	737	4 874	22 521	48	19	11	8	6	3	1	—	—	—	—	
422480	Fresh fruit & vegetable whsle	737	4 874	22 521	48	19	11	8	6	3	1	—	—	—	—	
42249	Other grocery & related products whsle	3 083	25 737	113 446	115	50	19	10	24	5	5	2	—	—	—	
422490	Other grocery & related products whsle	3 083	25 737	113 446	115	50	19	10	24	5	5	2	—	—	—	

Note: Employment-size classes are indicated as follows: A—0 to 19; B—20 to 99; C—100 to 249; E—250 to 499; F—500 to 999; G—1,000 to 2,499; H—2,500 to 4,999; I—5,000 to 9,999; J—10,000 to 24,999; K—25,000 to 49,999; L—50,000 to 99,999; M—100,000 or more.







**Table 2. The State—Employees, Payroll, and Establishments by Industry: 1999—Con.**

[Excludes most government employees, railroad employees, and self-employed persons. Size class 1 to 4 includes establishments with payroll, but no employees, during mid-March pay period. (D) denotes figures withheld to avoid disclosing data for individual companies; the data are included in broader industry totals. For explanation of terms, abbreviations, and data reliability/comparability, see introductory text]

NAICS code	Industry	Number of employees for week including March 12	Payroll (\$1,000)		Total number of establishments	Number of establishments by employment-size class										
			First quarter	Annual		1 to 4	5 to 9	10 to 19	20 to 49	50 to 99	100 to 249	250 to 499	500 to 999	1,000 or more		
<b>44-45</b>	<b>Retail trade—Con.</b>															
451	Sporting goods, hobby, book & music stores—Con.															
4512	Book, periodical & music stores .....	2 156	5 585	24 224	267	111	99	33	18	6	—	—	—	—	—	—
45121	Book stores & news dealers .....	1 495	3 854	16 401	174	77	62	16	14	5	—	—	—	—	—	—
451211	Book stores .....	1 452	3 739	15 812	164	72	58	15	14	5	—	—	—	—	—	—
451212	News dealers & newsstands .....	43	115	589	10	5	4	1	—	—	—	—	—	—	—	—
45122	Prerecorded tape, CD & record stores .....	661	1 731	7 823	93	34	37	17	4	1	—	—	—	—	—	—
451220	Prerecorded tape, CD & record stores .....	661	1 731	7 823	93	34	37	17	4	1	—	—	—	—	—	—
452	General merchandise stores .....	43 330	151 654	625 949	812	217	307	31	55	53	94	49	6	—	—	—
4521	Department stores .....	25 767	88 712	366 504	162	—	—	—	3	44	87	28	—	—	—	—
45211	Department stores .....	25 767	88 712	366 504	162	—	—	—	3	44	87	28	—	—	—	—
452110	Department stores .....	25 767	88 712	366 504	162	—	—	—	3	44	87	28	—	—	—	—
4529	Other general merchandise stores .....	17 563	62 942	259 445	650	217	307	31	52	9	7	21	6	—	—	—
45291	Warehouse clubs & superstores .....	12 648	49 715	199 027	38	4	1	—	—	—	6	21	6	—	—	—
452910	Warehouse clubs & superstores .....	12 648	49 715	199 027	38	4	1	—	—	—	6	21	6	—	—	—
45299	All other general merchandise stores .....	4 915	13 227	60 418	612	213	306	31	52	9	1	—	—	—	—	—
452990	All other general merchandise stores .....	4 915	13 227	60 418	612	213	306	31	52	9	1	—	—	—	—	—
453	Miscellaneous store retailers .....	11 378	37 318	170 053	1 907	1 105	506	203	79	11	3	—	—	—	—	—
4531	Florists .....	1 888	5 240	22 738	423	278	111	28	5	—	1	—	—	—	—	—
45311	Florists .....	1 888	5 240	22 738	423	278	111	28	5	—	1	—	—	—	—	—
453110	Florists .....	1 888	5 240	22 738	423	278	111	28	5	—	1	—	—	—	—	—
4532	Office supplies, stationery & gift stores .....	3 548	10 055	44 195	468	225	145	57	37	3	1	—	—	—	—	—
45321	Office supplies & stationery stores .....	1 219	5 148	22 563	86	28	22	8	26	2	—	—	—	—	—	—
453210	Office supplies & stationery stores .....	1 219	5 148	22 563	86	28	22	8	26	2	—	—	—	—	—	—
45322	Gift, novelty & souvenir stores .....	2 329	4 907	21 632	382	197	123	49	11	1	1	—	—	—	—	—
453220	Gift, novelty & souvenir stores .....	2 329	4 907	21 632	382	197	123	49	11	1	1	—	—	—	—	—
4533	Used merchandise stores .....	1 621	3 760	15 950	280	182	48	37	9	4	—	—	—	—	—	—
45331	Used merchandise stores .....	1 621	3 760	15 950	280	182	48	37	9	4	—	—	—	—	—	—
453310	Used merchandise stores .....	1 621	3 760	15 950	280	182	48	37	9	4	—	—	—	—	—	—
4539	Other miscellaneous store retailers .....	4 321	18 263	87 170	736	420	202	81	28	4	1	—	—	—	—	—
45391	Pet & pet supplies stores .....	679	1 715	8 071	103	53	26	17	7	—	—	—	—	—	—	—
453910	Pet & pet supplies stores .....	679	1 715	8 071	103	53	26	17	7	—	—	—	—	—	—	—
45392	Art dealers .....	174	497	2 053	50	35	12	3	—	—	—	—	—	—	—	—
453920	Art dealers .....	174	497	2 053	50	35	12	3	—	—	—	—	—	—	—	—
45393	Manufactured (mobile) home dealers .....	1 460	9 583	47 160	185	66	75	28	15	1	—	—	—	—	—	—
453930	Manufactured (mobile) home dealers .....	1 460	9 583	47 160	185	66	75	28	15	1	—	—	—	—	—	—
45399	All other miscellaneous store retailers .....	2 008	6 468	29 886	398	266	89	33	6	3	1	—	—	—	—	—
453991	Tobacco stores .....	895	2 405	10 780	151	101	30	14	3	2	1	—	—	—	—	—
453998	All other misc store retailers (exc tobacco) .....	1 113	4 063	19 106	247	165	59	19	3	1	—	—	—	—	—	—
454	Nonstore retailers .....	5 054	25 401	105 958	532	261	146	75	34	11	4	1	—	—	—	—
4541	Electronic shopping & mail-order houses .....	929	5 041	19 097	82	48	13	12	4	3	2	—	—	—	—	—
45411	Electronic shopping & mail-order houses .....	929	5 041	19 097	82	48	13	12	4	3	2	—	—	—	—	—
454110	Electronic shopping & mail-order houses .....	929	5 041	19 097	82	48	13	12	4	3	2	—	—	—	—	—
4542	Vending machine operators .....	1 570	7 111	32 399	113	56	27	13	9	6	1	1	—	—	—	—
45421	Vending machine operators .....	1 570	7 111	32 399	113	56	27	13	9	6	1	1	—	—	—	—
454210	Vending machine operators .....	1 570	7 111	32 399	113	56	27	13	9	6	1	1	—	—	—	—
4543	Direct selling establishments .....	2 555	13 249	54 462	337	157	106	50	21	2	1	—	—	—	—	—
45431	Fuel dealers .....	1 169	6 196	25 049	162	53	70	32	7	—	—	—	—	—	—	—
454311	Heating oil dealers .....	157	781	3 324	26	16	5	3	2	—	—	—	—	—	—	—
454312	Liquified petroleum gas (bottled gas) dealers .....	1 001	5 379	21 555	131	33	64	29	5	—	—	—	—	—	—	—
454319	Other fuel dealers .....	11	4 36	170	5	4	1	—	—	—	—	—	—	—	—	—
45439	Other direct selling establishments .....	1 386	7 053	29 413	175	104	36	18	14	2	1	—	—	—	—	—
454390	Other direct selling establishments .....	1 386	7 053	29 413	175	104	36	18	14	2	1	—	—	—	—	—
<b>48-49</b>	<b>Transportation &amp; warehousing .....</b>	<b>66 537</b>	<b>563 304</b>	<b>2 339 616</b>	<b>3 053</b>	<b>1 775</b>	<b>497</b>	<b>348</b>	<b>283</b>	<b>80</b>	<b>47</b>	<b>13</b>	<b>5</b>	<b>5</b>		
481	Air transportation .....	21 375	139 123	582 631	62	22	9	9	11	6	1	1	—	—	—	3
4811	Scheduled air transportation .....	(J)	(D)	(D)	37	8	5	7	9	3	1	1	—	—	—	3
48111	Scheduled air transportation .....	(J)	(D)	(D)	37	8	5	7	9	3	1	1	—	—	—	3
481111	Scheduled passenger air transportation .....	(J)	(D)	(D)	31	6	3	6	9	3	1	1	—	—	—	2
481112	Scheduled freight air transportation .....	(I)	(D)	(D)	6	2	2	1	—	—	—	—	—	—	—	1
4812	Nonscheduled air transportation .....	(E)	(D)	(D)	25	14	4	2	2	3	—	—	—	—	—	—
48121	Nonscheduled air transportation .....	(E)	(D)	(D)	25	14	4	2	2	3	—	—	—	—	—	—
481211	Nonscheduled chartered passenger air trans .....	(C)	(D)	(D)	19	12	3	1	1	2	—	—	—	—	—	—
481212	Nonscheduled chartered freight air trans .....	(B)	(D)	(D)	3	1	1	—	1	—	—	—	—	—	—	—
481219	Other nonscheduled air transportation .....	(B)	(D)	(D)	3	1	—	1	—	1	—	—	—	—	—	—
483	Water transportation .....	2 651	24 814	99 513	26	7	—	1	7	3	5	2	1	—	—	—
4831	Deep sea, coastal & Great Lakes water trans .....	(B)	(D)	(D)	5	3	—	—	2	—	—	—	—	—	—	—
48311	Deep sea, coastal & Great Lakes water trans .....	(B)	(D)	(D)	5	3	—	—	2	—	—	—	—	—	—	—
483111	Deep sea freight transportation .....	(A)	(D)	(D)	3	3	—	—	—	—	—	—	—	—	—	—
483113	Coastal & Great Lakes freight transportation .....	(B)	(D)	(D)	2	—	—	—	2	—	—	—	—	—	—	—
4832	Inland water transportation .....	(H)	(D)	(D)	21	4	—	1	5	3	5	2	1	—	—	—
48321	Inland water transportation .....	(H)	(D)	(D)	21	4	—	1	5	3	5	2	1	—	—	—
483211	Inland water freight transportation .....	(H)	(D)	(D)	18	2	—	1	4	3	5	2	1	—	—	—
483212	Inland water passenger transportation .....	(B)	(D)	(D)	3	2	—	—	1	—	—	—	—	—	—	—

Note: Employment-size classes are indicated as follows: A—0 to 19; B—20 to 99; C—100 to 249; E—250 to 499; F—500 to 999; G—1,000 to 2,499; H—2,500 to 4,999; I—5,000 to 9,999; J—10,000 to 24,999; K—25,000 to 49,999; L—50,000 to 99,999; M—100,000 or more.

**Table 2. The State—Employees, Payroll, and Establishments by Industry: 1999—Con.**

[Excludes most government employees, railroad employees, and self-employed persons. Size class 1 to 4 includes establishments with payroll, but no employees, during mid-March pay period. (D) denotes figures withheld to avoid disclosing data for individual companies; the data are included in broader industry totals. For explanation of terms, abbreviations, and data reliability/comparability, see introductory text]

NAICS code	Industry	Number of employees for week including March 12	Payroll (\$1,000)		Total number of establishments	Number of establishments by employment-size class										
			First quarter	Annual		1 to 4	5 to 9	10 to 19	20 to 49	50 to 99	100 to 249	250 to 499	500 to 999	1,000 or more		
<b>48-49</b>	<b>Transportation &amp; warehousing—Con.</b>															
484	Truck transportation .....	22 059	147 733	658 606	2 230	1 414	341	231	168	48	23	3	2			
4841	General freight trucking .....	12 865	92 482	404 223	889	534	117	97	89	31	16	3	2			
48411	General freight trucking, local .....	2 098	10 799	50 143	317	218	48	25	19	5	2					
484110	General freight trucking, local .....	2 098	10 799	50 143	317	218	48	25	19	5	2					
48412	General freight trucking, long-distance .....	10 767	81 683	354 080	572	316	69	72	70	26	14	3	2			
484121	General freight trucking, long-distance, TL .....	6 412	45 150	196 226	466	283	62	60	40	12	6	2	1			
484122	General freight trucking, long-distance, LTL .....	4 355	36 533	157 854	106	33	7	12	30	14	8	1	1			
4842	Specialized freight trucking .....	9 194	55 251	254 383	1 341	880	224	134	79	17	7					
48421	Used household & office goods moving .....	1 280	7 274	33 873	109	52	16	22	15	3	1					
484210	Used household & office goods moving .....	1 280	7 274	33 873	109	52	16	22	15	3	1					
48422	Specialized freight (exc used) trucking, local .....	5 599	29 111	133 615	1 009	686	179	88	45	9	2					
484220	Specialized freight (exc used) trucking, local .....	5 599	29 111	133 615	1 009	686	179	88	45	9	2					
48423	Specialized freight (exc used) trucking, LDist .....	2 315	18 866	86 895	223	142	29	24	19	5	4					
484230	Specialized freight (exc used) trucking, LDist .....	2 315	18 866	86 895	223	142	29	24	19	5	4					
485	Transit & ground passenger transportation .....	(G)	(D)	(D)	127	44	37	25	11	6	4					
4851	Urban transit systems .....	(B)	(D)	(D)	5	4				1						
48511	Urban transit systems .....	(B)	(D)	(D)	5	4				1						
485111	Mixed mode transit systems .....	(B)	(D)	(D)	1					1						
485113	Bus & other motor vehicle transit systems .....	(A)	(D)	(D)	4	4										
4852	Interurban & rural bus transportation .....	(C)	(D)	(D)	4		2			1	1					
48521	Interurban & rural bus transportation .....	(C)	(D)	(D)	4		2			1	1					
485210	Interurban & rural bus transportation .....	(C)	(D)	(D)	4		2			1	1					
4853	Taxi & limousine service .....	(F)	(D)	(D)	59	26	15	10	6	1	1					
48531	Taxi service .....	478	1 689	7 074	40	18	12	7	1	1	1					
485310	Taxi service .....	478	1 689	7 074	40	18	12	7	1	1	1					
48532	Limousine service .....	(C)	(D)	(D)	19	8	3	3	5							
485320	Limousine service .....	(C)	(D)	(D)	19	8	3	3	5							
4854	School & employee bus transportation .....	300	958	3 820	13	3	5	2	1	1	1					
48541	School & employee bus transportation .....	300	958	3 820	13	3	5	2	1	1	1					
485410	School & employee bus transportation .....	300	958	3 820	13	3	5	2	1	1	1					
4855	Charter bus industry .....	225	720	3 607	12	2	3	3	3	1						
48551	Charter bus industry .....	225	720	3 607	12	2	3	3	3	1						
485510	Charter bus industry .....	225	720	3 607	12	2	3	3	3	1						
4859	Oth transit & ground passenger transportation .....	429	1 544	6 968	34	9	12	10	1	1	1					
48599	Oth transit & ground passenger transportation .....	429	1 544	6 968	34	9	12	10	1	1	1					
485991	Special needs transportation .....	380	1 384	6 192	26	7	7	9	1	1	1					
485999	All other transit & ground passenger trans .....	49	160	776	8	2	5	1								
486	Pipeline transportation .....	(G)	(D)	(D)	46	8	9	14	12	1	1	1				
4861	Pipeline transportation of crude oil .....	(B)	(D)	(D)	7	2	3	1	1							
48611	Pipeline transportation of crude oil .....	(B)	(D)	(D)	7	2	3	1	1							
486110	Pipeline transportation of crude oil .....	(B)	(D)	(D)	7	2	3	1	1							
4862	Pipeline transportation of natural gas .....	1 127	16 545	60 134	37	5	6	13	10	1	1	1				
48621	Pipeline transportation of natural gas .....	1 127	16 545	60 134	37	5	6	13	10	1	1	1				
486210	Pipeline transportation of natural gas .....	1 127	16 545	60 134	37	5	6	13	10	1	1	1				
4869	Other pipeline transportation .....	(B)	(D)	(D)	2	1			1							
48691	Pipeline trans of refined petroleum products .....	(B)	(D)	(D)	2	1			1							
486910	Pipeline trans of refined petroleum products .....	(B)	(D)	(D)	2	1			1							
487	Scenic & sightseeing transportation .....	(C)	(D)	(D)	17	8	5	1	2	1						
4871	Scenic & sightseeing transportation, land .....	(B)	(D)	(D)	10	6	3	1								
48711	Scenic & sightseeing transportation, land .....	(B)	(D)	(D)	10	6	3	1								
487110	Scenic & sightseeing transportation, land .....	(B)	(D)	(D)	10	6	3	1								
4872	Scenic & sightseeing transportation, water .....	(C)	(D)	(D)	7	2	2		2	1						
48721	Scenic & sightseeing transportation, water .....	(C)	(D)	(D)	7	2	2		2	1						
487210	Scenic & sightseeing transportation, water .....	(C)	(D)	(D)	7	2	2		2	1						
488	Transportation support activities .....	5 488	35 860	158 252	311	164	61	41	30	5	5	3	2			
4881	Air transportation support activities .....	1 048	7 132	28 628	40	21	7	4	5	1	1		1			
48811	Airport operations .....	919	6 210	24 791	22	9	6	2	2	1	1					
488111	Air traffic control .....	(A)	(D)	(D)	1		1									
488119	Other airport operations .....	(F)	(D)	(D)	21	9	5	2	2	1	1		1			
48819	Other air transportation support activities .....	129	922	3 837	18	12	1	2	3							
488190	Other air transportation support activities .....	129	922	3 837	18	12	1	2	3							
4882	Rail transportation support activities .....	961	6 838	30 942	15	1	1	4	4	1	3	1				
48821	Rail transportation support activities .....	961	6 838	30 942	15	1	1	4	4	1	3	1				
488210	Rail transportation support activities .....	961	6 838	30 942	15	1	1	4	4	1	3	1				
4883	Water transportation support activities .....	857	5 927	23 804	33	13	7	8	2	1	1	1				
48831	Port & harbor operations .....	(A)	(D)	(D)	4	3	1									
488310	Port & harbor operations .....	(A)	(D)	(D)	4	3	1									
48832	Marine cargo handling .....	(C)	(D)	(D)	11	5		5	1							
488320	Marine cargo handling .....	(C)	(D)	(D)	11	5		5	1							
48833	Navigational services to shipping .....	347	2 520	10 177	8		4	1	1	1	1					
488330	Navigational services to shipping .....	347	2 520	10 177	8		4	1	1	1	1					

Note: Employment-size classes are indicated as follows: A—0 to 19; B—20 to 99; C—100 to 249; E—250 to 499; F—500 to 999; G—1,000 to 2,499; H—2,500 to 4,999; I—5,000 to 9,999; J—10,000 to 24,999; K—25,000 to 49,999; L—50,000 to 99,999; M—100,000 or more.

**Table 2. The State—Employees, Payroll, and Establishments by Industry: 1999—Con.**

[Excludes most government employees, railroad employees, and self-employed persons. Size class 1 to 4 includes establishments with payroll, but no employees, during mid-March pay period. (D) denotes figures withheld to avoid disclosing data for individual companies; the data are included in broader industry totals. For explanation of terms, abbreviations, and data reliability/comparability, see introductory text]

NAICS code	Industry	Number of employees for week including March 12	Payroll (\$1,000)		Total number of establishments	Number of establishments by employment-size class										
			First quarter	Annual		1 to 4	5 to 9	10 to 19	20 to 49	50 to 99	100 to 249	250 to 499	500 to 999	1,000 or more		
<b>48-49</b>	<b>Transportation &amp; warehousing—Con.</b>															
488	Transportation support activities—Con.															
4883	Water transportation support activities—Con.															
48839	Other water transportation support activities.....	(E)	(D)	(D)	10	5	2	2	—	—	—	1	—	—	—	
488390	Other water transportation support activities.....	(E)	(D)	(D)	10	5	2	2	—	—	—	1	—	—	—	
4884	Road transportation support activities.....	(E)	(D)	(D)	73	47	12	10	4	—	—	—	—	—	—	
48841	Motor vehicle towing.....	308	1 468	6 276	58	37	11	8	2	—	—	—	—	—	—	
488410	Motor vehicle towing.....	308	1 468	6 276	58	37	11	8	2	—	—	—	—	—	—	
48849	Other road transportation support activities.....	(C)	(D)	(D)	15	10	1	2	2	—	—	—	—	—	—	
488490	Other road transportation support activities.....	(C)	(D)	(D)	15	10	1	2	2	—	—	—	—	—	—	
4885	Freight transportation arrangement.....	2 034	13 271	62 656	138	77	31	15	11	2	—	1	1	—	—	
48851	Freight transportation arrangement.....	2 034	13 271	62 656	138	77	31	15	11	2	—	1	1	—	—	
488510	Freight transportation arrangement.....	2 034	13 271	62 656	138	77	31	15	11	2	—	1	1	—	—	
4889	Other transportation support activities.....	(C)	(D)	(D)	12	5	3	—	4	—	—	—	—	—	—	
48899	Other transportation support activities.....	(C)	(D)	(D)	12	5	3	—	4	—	—	—	—	—	—	
488991	Packing & crating.....	(D)	(D)	(D)	9	2	3	—	4	—	—	—	—	—	—	
488999	All other transportation support activities.....	(A)	(D)	(D)	3	3	—	—	—	—	—	—	—	—	—	
492	Couriers & messengers.....	9 318	175 573	675 492	133	67	13	14	25	5	6	1	—	—	2	
4921	Couriers.....	8 470	172 081	662 055	65	24	4	7	18	5	4	1	—	—	2	
49211	Couriers.....	8 470	172 081	662 055	65	24	4	7	18	5	4	1	—	—	2	
492110	Couriers.....	8 470	172 081	662 055	65	24	4	7	18	5	4	1	—	—	2	
4922	Local messengers & local delivery.....	848	3 492	13 437	68	43	9	7	7	—	2	—	—	—	—	
49221	Local messengers & local delivery.....	848	3 492	13 437	68	43	9	7	7	—	2	—	—	—	—	
492210	Local messengers & local delivery.....	848	3 492	13 437	68	43	9	7	7	—	2	—	—	—	—	
493	Warehousing & storage.....	2 271	15 262	68 666	101	41	22	12	17	5	2	2	—	—	—	
4931	Warehousing & storage.....	2 271	15 262	68 666	101	41	22	12	17	5	2	2	—	—	—	
49311	General warehousing & storage.....	1 290	9 554	49 587	62	27	9	11	11	3	—	1	—	—	—	
493110	General warehousing & storage.....	1 290	9 554	49 587	62	27	9	11	11	3	—	1	—	—	—	
49312	Refrigerated warehousing & storage.....	(E)	(D)	(D)	6	1	—	—	2	—	—	—	—	—	—	
493120	Refrigerated warehousing & storage.....	(E)	(D)	(D)	6	1	—	—	2	—	—	—	—	—	—	
49313	Farm product warehousing & storage.....	(C)	(D)	(D)	11	3	5	1	2	—	—	—	—	—	—	
493130	Farm product warehousing & storage.....	(C)	(D)	(D)	11	3	5	1	2	—	—	—	—	—	—	
49319	Other warehousing & storage.....	542	3 700	10 774	22	10	7	—	2	2	—	1	—	—	—	
493190	Other warehousing & storage.....	542	3 700	10 774	22	10	7	—	2	2	—	1	—	—	—	
<b>51</b>	<b>Information</b> .....	<b>28 091</b>	<b>215 164</b>	<b>885 205</b>	<b>1 408</b>	<b>660</b>	<b>260</b>	<b>201</b>	<b>179</b>	<b>52</b>	<b>42</b>	<b>8</b>	<b>5</b>	<b>1</b>		
511	Publishing industries.....	9 001	65 130	250 598	311	125	64	52	41	14	10	—	4	1		
5111	Newspaper, periodical, book, database publishers.....	8 581	58 637	230 755	263	97	56	45	37	14	9	—	4	1		
51111	Newspaper publishers.....	4 598	32 115	125 655	164	40	44	35	31	6	6	—	2	—		
511110	Newspaper publishers.....	4 598	32 115	125 655	164	40	44	35	31	6	6	—	2	—		
51112	Periodical publishers.....	728	6 111	25 981	51	35	6	3	2	3	3	—	—	—		
511120	Periodical publishers.....	728	6 111	25 981	51	35	6	3	2	3	3	—	—	—		
51113	Book publishers.....	(E)	(D)	(D)	15	8	2	2	—	3	—	—	—	—		
511130	Book publishers.....	(E)	(D)	(D)	15	8	2	2	—	3	—	—	—	—		
51114	Database and directory publishers.....	(B)	(D)	(D)	8	5	—	—	—	—	—	—	—	—		
511140	Database and directory publishers.....	(B)	(D)	(D)	8	5	—	—	—	—	—	—	—	—		
51119	Other publishers.....	2 937	18 444	70 506	25	9	3	5	2	2	1	—	2	1		
511191	Greeting card publishers.....	(G)	(D)	(D)	3	—	—	—	—	—	—	—	—	—		
511199	All other publishers.....	(E)	(D)	(D)	22	9	3	5	2	2	1	—	2	1		
5112	Software publishers.....	420	6 493	19 843	48	28	8	7	4	—	1	—	—	—		
51121	Software publishers.....	420	6 493	19 843	48	28	8	7	4	—	1	—	—	—		
511210	Software publishers.....	420	6 493	19 843	48	28	8	7	4	—	1	—	—	—		
512	Motion picture & sound recording industries.....	1 596	4 266	20 213	146	72	18	26	27	3	—	—	—	—		
5121	Motion picture & video industries.....	1 533	3 990	19 027	123	53	15	25	27	3	—	—	—	—		
51211	Motion picture & video production.....	81	499	2 709	22	18	1	2	1	—	—	—	—	—		
512110	Motion picture & video production.....	81	499	2 709	22	18	1	2	1	—	—	—	—	—		
51212	Motion picture & video distribution.....	7	49	204	3	3	—	—	—	—	—	—	—	—		
512120	Motion picture & video distribution.....	7	49	204	3	3	—	—	—	—	—	—	—	—		
51213	Motion picture & video exhibition.....	1 321	2 619	11 480	76	17	10	22	24	3	—	—	—	—		
512131	Motion picture theaters (except drive-ins).....	(G)	(D)	(D)	63	6	9	21	24	3	—	—	—	—		
512132	Drive-in motion picture theaters.....	(B)	(D)	(D)	13	11	1	1	—	—	—	—	—	—		
51219	Postprod & other movie & video industries.....	124	823	4 634	22	15	4	1	2	—	—	—	—	—		
512191	Teleproduction & oth postproduction services.....	124	823	4 634	22	15	4	1	2	—	—	—	—	—		
5122	Sound recording industries.....	63	276	1 186	23	19	3	1	—	—	—	—	—	—		
51223	Music publishers.....	(B)	(D)	(D)	3	1	1	1	—	—	—	—	—	—		
512230	Music publishers.....	(B)	(D)	(D)	3	1	1	1	—	—	—	—	—	—		
51224	Sound recording studios.....	(B)	(D)	(D)	15	14	1	—	—	—	—	—	—	—		
512240	Sound recording studios.....	(B)	(D)	(D)	15	14	1	—	—	—	—	—	—	—		
51229	Other sound recording industries.....	(A)	(D)	(D)	5	4	1	—	—	—	—	—	—	—		
512290	Other sound recording industries.....	(A)	(D)	(D)	5	4	1	—	—	—	—	—	—	—		
513	Broadcasting & telecommunications.....	14 300	125 019	526 199	795	387	151	105	91	28	26	6	1	—		
5131	Radio & television broadcasting.....	3 284	25 874	94 281	161	38	43	47	17	6	10	—	—	—		
51311	Radio broadcasting.....	1 894	9 994	41 504	139	34	40	44	16	2	3	—	—	—		
513111	Radio networks.....	18	65	286	3	—	—	—	—	—	—	—	—	—		
513112	Radio stations.....	1 876	9 929	41 218	136	33	38	44	16	2	3	—	—	—		
51312	Television broadcasting.....	1 390	15 880	52 777	22	4	3	3	1	4	7	—	—	—		
513120	Television broadcasting.....	1 390	15 880	52 777	22	4	3	3	1	4	7	—	—	—		
5132	Cable networks & program distribution.....	2 389	18 347	85 673	131	59	26	18	17	5	5	1	—	—		
51321	Cable networks.....	28	181	695	6	3	2	1	—	—	—	—	—	—		
513210	Cable networks.....	28	181	695	6	3	2	1	—	—	—	—	—	—		
51322	Cable & other program distribution.....	2 361	18 166	84 978	125	56	24	17	17	5	5	1	—	—		
513220	Cable & other program distribution.....	2 361	18 166	84 978	125	56	24	17	17	5	5	1	—	—		

Note: Employment-size classes are indicated as follows: A—0 to 19; B—20 to 99; C—100 to 249; E—250 to 499; F—500 to 2,499; G—1,000 to 2,499; H—2,500 to 4,999; I—5,000 to 9,999; J—10,000 to 24,999; K—25,000 to 49,999; L—50,000 to 99,999; M—100,000 or more.



**Table 2. The State—Employees, Payroll, and Establishments by Industry: 1999—Con.**

[Excludes most government employees, railroad employees, and self-employed persons. Size class 1 to 4 includes establishments with payroll, but no employees, during mid-March pay period. (D) denotes figures withheld to avoid disclosing data for individual companies; the data are included in broader industry totals. For explanation of terms, abbreviations, and data reliability/comparability, see introductory text]

NAICS code	Industry	Number of employees for week including March 12	Payroll (\$1,000)		Total number of establishments	Number of establishments by employment-size class										
			First quarter	Annual		1 to 4	5 to 9	10 to 19	20 to 49	50 to 99	100 to 249	250 to 499	500 to 999	1,000 or more		
<b>52</b>	<b>Finance &amp; insurance—Con.</b>															
524	Insurance carriers & related activities—Con.															
5241	Insurance carriers	9 879	120 085	388 466	538	325	75	46	56	21	10	3	1	1		
52411	Direct life, health, medical insurance carriers	7 312	94 790	285 002	217	95	42	16	37	16	7	2	1	1		
524113	Direct life insurance carriers	3 351	52 505	142 364	145	60	28	13	31	8	3	1	1			
524114	Direct health & medical insurance carriers	3 961	42 285	142 638	72	35	14	3	6	8	4	1		1		
52412	Other direct insurance carriers (H)	(H)	(D)	(D)	316	228	33	27	19	5	3	1				
524126	Direct property & casualty insurance carriers	2 445	23 852	99 003	304	222	30	25	18	5	3	1				
524127	Direct title insurance carriers (B)	(B)	(D)	(D)	9	3	3	2	1							
524128	All other direct insurance carriers (A)	(A)	(D)	(D)	3	3										
52413	Reinsurance carriers (B)	(B)	(D)	(D)	5	2		3								
524130	Reinsurance carriers (B)	(B)	(D)	(D)	5	2		3								
5242	Agencies & other insurance related activities	10 972	94 152	372 031	1 780	1 265	365	84	47	12	1	5	1			
52421	Insurance agencies & brokerages	8 042	68 272	266 722	1 620	1 174	332	71	33	6	1	3				
524210	Insurance agencies & brokerages	8 042	68 272	266 722	1 620	1 174	332	71	33	6	1	3				
52429	Other insurance related activities	2 930	25 880	105 309	160	91	33	13	14	6		2	1			
524291	Claims adjusting	889	7 708	32 961	57	31	12	6	7			1				
524292	Insurance & pension funds, third party admin.	1 759	15 356	62 100	75	45	13	6	5	4		1	1			
524298	All other insurance related activities	282	2 816	10 248	28	15	8	1	2	2						
525	Funds, trusts, & other financial vehicles (part) (B)	(B)	(D)	(D)	7	5	1			1						
5259	Other investment pools & funds (B)	(B)	(D)	(D)	7	5	1			1						
52593	Real estate investment trusts (B)	(B)	(D)	(D)	3	1	1			1						
525930	Real estate investment trusts (B)	(B)	(D)	(D)	3	1	1			1						
52599	Other financial vehicles (A)	(A)	(D)	(D)	4	4										
525990	Other financial vehicles (A)	(A)	(D)	(D)	4	4										
<b>53</b>	<b>Real estate &amp; rental &amp; leasing</b>	<b>18 136</b>	<b>89 675</b>	<b>397 544</b>	<b>3 321</b>	<b>2 258</b>	<b>635</b>	<b>286</b>	<b>111</b>	<b>24</b>	<b>5</b>	<b>2</b>				
531	Real estate	9 291	44 062	198 946	2 309	1 785	342	123	48	8	2	1				
5311	Lessors of real estate	4 889	20 136	91 901	1 177	887	188	69	28	5						
53111	Lessors of residential buildings & dwellings	2 921	9 968	45 219	637	455	118	45	15	4						
531110	Lessors of residential buildings & dwellings	2 921	9 968	45 219	637	455	118	45	15	4						
53112	Lessors of nonres bldg (exc miniwarehouses)	1 384	7 507	32 751	332	253	48	21	9	1						
531120	Lessors of nonres bldg (exc miniwarehouses)	1 384	7 507	32 751	332	253	48	21	9	1						
53113	Lessors of miniwarehouses & self storage units	165	512	2 270	71	65	5		1							
531130	Lessors of miniwarehouses & self storage units	165	512	2 270	71	65	5		1							
53119	Lessors of other real estate property	419	2 149	11 661	137	114	17	3	3							
531190	Lessors of other real estate property	419	2 149	11 661	137	114	17	3	3							
5312	Offices of real estate agents & brokers	1 719	8 677	40 092	651	541	83	21	6							
53121	Offices of real estate agents & brokers	1 719	8 677	40 092	651	541	83	21	6							
531210	Offices of real estate agents & brokers	1 719	8 677	40 092	651	541	83	21	6							
5313	Activities related to real estate	2 683	15 249	66 953	481	357	71	33	14	3	2	1				
53131	Real estate property managers	2 114	12 018	52 835	251	159	47	25	14	3	2	1				
531311	Residential property managers	1 310	6 154	26 320	184	120	35	15	11	1	2					
531312	Nonresidential property managers	804	5 864	26 515	67	39	12	10	3	2		1				
53132	Offices of real estate appraisers	386	2 088	8 836	154	135	13	6								
531320	Offices of real estate appraisers	386	2 088	8 836	154	135	13	6								
53139	Other activities related to real estate	183	1 143	5 282	76	63	11	2								
531390	Other activities related to real estate	183	1 143	5 282	76	63	11	2								
532	Rental & leasing services	8 736	45 026	195 580	998	464	291	162	61	16	3	1				
5321	Automotive equipment rental & leasing	1 965	11 002	48 083	117	50	27	15	13	9	3					
53211	Passenger car rental & leasing	1 503	7 515	33 775	64	21	12	9	11	9	2					
532111	Passenger car rental	1 448	6 823	31 047	57	19	9	8	10	9	2					
532112	Passenger car leasing	55	692	2 728	7	2	3	1	1							
53212	Truck, utility trailer & RV rental & leasing	462	3 487	14 308	53	29	15	6	2		1					
532120	Truck, utility trailer & RV rental & leasing	462	3 487	14 308	53	29	15	6	2		1					
5322	Consumer goods rental	4 444	15 058	62 794	618	302	174	106	29	7						
53221	Consumer electronics & appliances rental	227	1 324	5 111	56	35	19	2								
532210	Consumer electronics & appliances rental	227	1 324	5 111	56	35	19	2								
53222	Formal wear & costume rental	292	1 088	5 467	35	24	7	1	1	2						
532220	Formal wear & costume rental	292	1 088	5 467	35	24	7	1	1	2						
53223	Video tape & disc rental	2 714	5 639	21 510	359	153	99	85	20	2						
532230	Video tape & disc rental	2 714	5 639	21 510	359	153	99	85	20	2						
53229	Other consumer goods rental	1 211	7 007	30 706	168	90	49	18	8	3						
532291	Home health equipment rental	744	4 689	19 849	96	47	34	7	6	2						
532292	Recreational goods rental	108	352	2 349	15	9		5	1							
532299	All other consumer goods rental	359	1 966	8 508	57	34	15	6	1	1						
5323	General rental centers	522	2 692	12 022	94	30	55	6	3							
53231	General rental centers	522	2 692	12 022	94	30	55	6	3							
532310	General rental centers	522	2 692	12 022	94	30	55	6	3							
5324	Commercial, industrial equip rental & leasing	1 805	16 274	72 681	169	82	35	35	16			1				
53241	Const, trans, mining equip rental & leasing	1 032	10 289	48 709	88	42	20	20	5			1				
532411	Commercial trans equip (exc MV) rental, lease	51	333	1 773	12	8	2	2								
532412	Const, mining, forestry equip rental & leasing	981	9 956	46 936	76	34	18	18	5			1				
53242	Office machinery & equipment rental & leasing (B)	(B)	(D)	(D)	8	5		3								
532420	Office machinery & equipment rental & leasing (B)	(B)	(D)	(D)	8	5		3								

Note: Employment-size classes are indicated as follows: A—0 to 19; B—20 to 99; C—100 to 249; E—250 to 499; F—500 to 999; G—1,000 to 2,499; H—2,500 to 4,999; I—5,000 to 9,999; J—10,000 to 24,999; K—25,000 to 49,999; L—50,000 to 99,999; M—100,000 or more.

**Table 2. The State—Employees, Payroll, and Establishments by Industry: 1999—Con.**

[Excludes most government employees, railroad employees, and self-employed persons. Size class 1 to 4 includes establishments with payroll, but no employees, during mid-March pay period. (D) denotes figures withheld to avoid disclosing data for individual companies; the data are included in broader industry totals. For explanation of terms, abbreviations, and data reliability/comparability, see introductory text]

NAICS code	Industry	Number of employees for week including March 12	Payroll (\$1,000)		Total number of establishments	Number of establishments by employment-size class										
			First quarter	Annual		1 to 4	5 to 9	10 to 19	20 to 49	50 to 99	100 to 249	250 to 499	500 to 999	1,000 or more		
<b>53</b>	<b>Real estate &amp; rental &amp; leasing—Con.</b>															
532	Rental & leasing services—Con.															
5324	Commercial, industrial equip rental & leasing—Con.															
53249	Oth commercial, industrial equip rental, lease	(F)	(D)	(D)	73	35	15	12	11	—	—	—	—	—	—	—
532490	Oth commercial, industrial equip rental, lease	(F)	(D)	(D)	73	35	15	12	11	—	—	—	—	—	—	—
533	Lessors of other nonfinancial intangible asset	109	587	3 018	14	9	2	1	2	—	—	—	—	—	—	—
5331	Lessors of other nonfinancial intangible asset	109	587	3 018	14	9	2	1	2	—	—	—	—	—	—	—
53311	Lessors of other nonfinancial intangible asset	109	587	3 018	14	9	2	1	2	—	—	—	—	—	—	—
533110	Lessors of other nonfinancial intangible asset	109	587	3 018	14	9	2	1	2	—	—	—	—	—	—	—
<b>54</b>	<b>Professional, scientific &amp; technical services</b>	<b>50 705</b>	<b>376 963</b>	<b>1 682 157</b>	<b>7 097</b>	<b>4 782</b>	<b>1 220</b>	<b>666</b>	<b>292</b>	<b>78</b>	<b>48</b>	<b>10</b>	<b>1</b>			
541	Professional, scientific & technical services	50 705	376 963	1 682 157	7 097	4 782	1 220	666	292	78	48	10	1			
5411	Legal services	10 547	70 623	338 352	2 224	1 650	353	146	55	16	4	—	—	—	—	—
54111	Offices of lawyers	10 178	68 305	328 210	2 147	1 606	333	134	54	16	4	—	—	—	—	—
541110	Offices of lawyers	10 178	68 305	328 210	2 147	1 606	333	134	54	16	4	—	—	—	—	—
54119	Other legal services	369	2 318	10 142	77	44	20	12	1	—	—	—	—	—	—	—
541191	Title abstract & settlement offices	327	2 107	9 283	63	33	18	11	1	—	—	—	—	—	—	—
541199	All other legal services	42	211	859	14	11	2	1	—	—	—	—	—	—	—	—
5412	Accounting, tax prep, bookkeep, payroll services	10 049	54 983	236 507	1 173	734	238	121	53	11	12	4	—	—	—	—
54121	Accounting, tax prep, bookkeep, payroll services	10 049	54 983	236 507	1 173	734	238	121	53	11	12	4	—	—	—	—
541211	Offices of certified public accountants	4 042	29 969	135 785	578	340	125	72	34	6	1	—	—	—	—	—
541213	Tax preparation services	2 615	5 239	12 400	240	137	55	29	12	2	3	2	—	—	—	—
541214	Payroll services	2 097	13 491	62 507	32	10	5	2	4	2	7	2	—	—	—	—
541219	Other accounting services	1 295	6 284	25 815	323	247	53	18	3	1	1	—	—	—	—	—
5413	Architectural, engineering & related services	10 315	87 743	407 733	1 062	601	188	152	89	23	7	2	—	—	—	—
54131	Architectural services	1 176	9 990	52 644	164	97	36	17	11	2	1	—	—	—	—	—
541310	Architectural services	1 176	9 990	52 644	164	97	36	17	11	2	1	—	—	—	—	—
54132	Landscape architectural services	263	1 029	6 317	62	42	12	7	1	—	—	—	—	—	—	—
541320	Landscape architectural services	263	1 029	6 317	62	42	12	7	1	—	—	—	—	—	—	—
54133	Engineering services	7 278	67 548	306 400	555	273	86	106	63	19	6	2	—	—	—	—
541330	Engineering services	7 278	67 548	306 400	555	273	86	106	63	19	6	2	—	—	—	—
54134	Drafting services	62	392	1 986	14	10	1	3	—	—	—	—	—	—	—	—
541340	Drafting services	62	392	1 986	14	10	1	3	—	—	—	—	—	—	—	—
54135	Building inspection services	71	379	1 677	31	27	4	—	—	—	—	—	—	—	—	—
541350	Building inspection services	71	379	1 677	31	27	4	—	—	—	—	—	—	—	—	—
54136	Geophysical surveying & mapping services	29	155	871	7	4	2	1	—	—	—	—	—	—	—	—
541360	Geophysical surveying & mapping services	29	155	871	7	4	2	1	—	—	—	—	—	—	—	—
54137	Surveying, mapping (exc geophysical) services	715	3 436	16 852	151	104	33	10	3	1	—	—	—	—	—	—
541370	Surveying, mapping (exc geophysical) services	715	3 436	16 852	151	104	33	10	3	1	—	—	—	—	—	—
54138	Testing laboratories	721	4 814	20 986	78	44	14	8	11	1	—	—	—	—	—	—
541380	Testing laboratories	721	4 814	20 986	78	44	14	8	11	1	—	—	—	—	—	—
5414	Specialized design services	860	5 954	27 107	210	157	37	11	4	—	1	—	—	—	—	—
54141	Interior design services	310	1 555	6 838	91	70	15	5	1	—	—	—	—	—	—	—
541410	Interior design services	310	1 555	6 838	91	70	15	5	1	—	—	—	—	—	—	—
54142	Industrial design services	(A)	(D)	(D)	10	9	1	—	—	—	—	—	—	—	—	—
541420	Industrial design services	(A)	(D)	(D)	10	9	1	—	—	—	—	—	—	—	—	—
54143	Graphic design services	521	4 298	19 685	104	74	20	6	3	—	1	—	—	—	—	—
541430	Graphic design services	521	4 298	19 685	104	74	20	6	3	—	1	—	—	—	—	—
54149	Other specialized design services	(A)	(D)	(D)	5	4	1	—	—	—	—	—	—	—	—	—
541490	Other specialized design services	(A)	(D)	(D)	5	4	1	—	—	—	—	—	—	—	—	—
5415	Computer systems design & related services	5 048	64 847	256 982	563	410	63	51	20	10	8	—	1	—	—	—
54151	Computer systems design & related services	5 048	64 847	256 982	563	410	63	51	20	10	8	—	1	—	—	—
541511	Custom computer programming services	1 696	18 243	80 178	202	152	15	19	7	5	4	—	—	—	—	—
541512	Computer systems design services	1 772	19 131	84 706	234	151	35	30	12	4	2	—	—	—	—	—
541513	Computer facilities management services	(G)	(D)	(D)	10	4	4	—	—	—	1	—	1	—	—	—
541519	Other computer related services	(E)	(D)	(D)	117	103	9	2	1	1	1	—	—	—	—	—
5416	Management, sci & tech consulting services	3 589	33 063	143 783	686	537	76	45	18	6	2	2	—	—	—	—
54161	Management consulting services	2 919	27 920	120 522	491	378	59	31	14	5	2	2	—	—	—	—
541611	Admin & gen management consulting services	951	9 329	42 907	206	161	21	12	9	2	1	—	—	—	—	—
541612	Human res & exec search consulting services	1 056	11 621	45 888	126	97	17	5	3	2	1	1	—	—	—	—
541613	Marketing consulting services	311	2 610	11 551	88	65	16	6	1	—	—	—	—	—	—	—
541614	Process, phys dist & log consulting services	483	3 424	16 491	32	24	1	4	1	—	1	—	1	—	—	—
541618	Other management consulting services	118	936	3 685	39	31	4	4	—	—	—	—	—	—	—	—
54162	Environmental consulting services	303	2 133	9 145	61	41	7	11	2	—	—	—	—	—	—	—
541620	Environmental consulting services	303	2 133	9 145	61	41	7	11	2	—	—	—	—	—	—	—
54169	Oth scientific & technical consulting services	367	3 010	14 116	134	118	10	3	2	1	—	—	—	—	—	—
541690	Oth scientific & technical consulting services	367	3 010	14 116	134	118	10	3	2	1	—	—	—	—	—	—
5417	Scientific R&D services	619	5 373	22 628	53	24	13	6	8	1	1	—	—	—	—	—
54171	R&D in physical, engineering & life sciences	558	4 777	20 228	45	20	11	5	7	1	1	—	—	—	—	—
541710	R&D in physical, engineering & life sciences	558	4 777	20 228	45	20	11	5	7	1	1	—	—	—	—	—

Note: Employment-size classes are indicated as follows: A—0 to 19; B—20 to 99; C—100 to 249; E—250 to 499; F—500 to 2,499; G—1,000 to 2,499; H—2,500 to 4,999; I—5,000 to 9,999; J—10,000 to 24,999; K—25,000 to 49,999; L—50,000 to 99,999; M—100,000 or more.









**Table 2. The State—Employees, Payroll, and Establishments by Industry: 1999—Con.**

[Excludes most government employees, railroad employees, and self-employed persons. Size class 1 to 4 includes establishments with payroll, but no employees, during mid-March pay period. (D) denotes figures withheld to avoid disclosing data for individual companies; the data are included in broader industry totals. For explanation of terms, abbreviations, and data reliability/comparability, see introductory text]

NAICS code	Industry	Number of employees for week including March 12	Payroll (\$1,000)		Total number of establishments	Number of establishments by employment-size class										
			First quarter	Annual		1 to 4	5 to 9	10 to 19	20 to 49	50 to 99	100 to 249	250 to 499	500 to 999	1,000 or more		
<b>62</b>	<b>Health care and social assistance—Con.</b>															
623	Nursing & residential care facilities—Con.															
6232	Residential mental retardation, health facil—Con.															
62322	Residential mental health, subst abuse facil. ....	1 107	3 976	17 058	60	14	15	14	12	3	2	—	—	—	—	
623220	Residential mental health, subst abuse facil. ....	1 107	3 976	17 058	60	14	15	14	12	3	2	—	—	—	—	
6233	Community care facilities for the elderly ....	3 151	12 064	58 488	135	46	19	26	25	13	6	—	—	—	—	
62331	Community care facilities for the elderly ....	3 151	12 064	58 488	135	46	19	26	25	13	6	—	—	—	—	
623311	Continuing care retirement communities ..	1 485	5 968	27 799	27	6	1	5	4	6	5	—	—	—	—	
623312	Homes for the elderly .....	1 666	6 096	30 689	108	40	18	21	21	7	1	—	—	—	—	
6239	Other residential care facilities .....	1 800	8 933	35 975	71	14	10	22	15	8	2	—	—	—	—	
62399	Other residential care facilities .....	1 800	8 933	35 975	71	14	10	22	15	8	2	—	—	—	—	
623990	Other residential care facilities .....	1 800	8 933	35 975	71	14	10	22	15	8	2	—	—	—	—	
624	Social assistance .....	25 155	76 669	335 309	1 797	773	401	341	206	36	33	5	2	—	—	
6241	Individual & family services .....	8 467	31 386	136 835	656	349	134	86	60	11	14	2	—	—	—	
62411	Child & youth services .....	989	4 262	19 312	116	56	26	20	12	2	—	—	—	—	—	
624110	Child & youth services .....	989	4 262	19 312	116	56	26	20	12	2	—	—	—	—	—	
62412	Services for elderly & disabled persons....	3 340	10 876	46 441	202	91	49	33	18	3	7	1	—	—	—	
624120	Services for elderly & disabled persons....	3 340	10 876	46 441	202	91	49	33	18	3	7	1	—	—	—	
62419	Other individual & family services .....	4 138	16 248	71 082	338	202	59	33	30	6	7	1	—	—	—	
624190	Other individual & family services .....	4 138	16 248	71 082	338	202	59	33	30	6	7	1	—	—	—	
6242	Community, emergency & other relief services .....	1 225	4 975	22 690	150	80	32	18	19	1	—	—	—	—	—	
62421	Community food services .....	262	1 007	4 396	32	19	5	4	3	1	—	—	—	—	—	
624210	Community food services .....	262	1 007	4 396	32	19	5	4	3	1	—	—	—	—	—	
62422	Community housing services .....	829	3 525	15 718	81	31	22	14	14	—	—	—	—	—	—	
624221	Temporary shelters .....	586	2 498	11 181	43	11	10	12	10	—	—	—	—	—	—	
624229	Other community housing services .....	243	1 027	4 537	38	20	12	2	4	—	—	—	—	—	—	
62423	Emergency & other relief services .....	134	443	2 576	37	30	5	—	2	—	—	—	—	—	—	
624230	Emergency & other relief services .....	134	443	2 576	37	30	5	—	2	—	—	—	—	—	—	
6243	Vocational rehabilitation services .....	5 892	18 129	77 794	103	33	18	12	11	9	15	3	2	—	—	
62431	Vocational rehabilitation services .....	5 892	18 129	77 794	103	33	18	12	11	9	15	3	2	—	—	
624310	Vocational rehabilitation services .....	5 892	18 129	77 794	103	33	18	12	11	9	15	3	2	—	—	
6244	Child day care services .....	9 571	22 179	97 990	888	311	217	225	116	15	4	—	—	—	—	
62441	Child day care services .....	9 571	22 179	97 990	888	311	217	225	116	15	4	—	—	—	—	
624410	Child day care services .....	9 571	22 179	97 990	888	311	217	225	116	15	4	—	—	—	—	
<b>71</b>	<b>Arts, entertainment &amp; recreation .....</b>	<b>14 931</b>	<b>48 307</b>	<b>248 040</b>	<b>1 205</b>	<b>624</b>	<b>217</b>	<b>186</b>	<b>113</b>	<b>47</b>	<b>14</b>	<b>4</b>	—	—	—	
711	Performing arts, spectator sports & related industries .....	3 950	18 364	97 915	279	166	43	32	23	6	6	3	—	—	—	
7111	Performing arts companies .....	934	3 786	15 479	66	36	14	7	4	2	3	—	—	—	—	
71111	Theater companies & dinner theaters .....	(E)	(D)	(D)	29	17	5	3	3	—	1	—	—	—	—	
711110	Theater companies & dinner theaters .....	(E)	(D)	(D)	29	17	5	3	3	—	1	—	—	—	—	
71112	Dance companies .....	(B)	(D)	(D)	3	1	—	—	—	1	—	—	—	—	—	
711120	Dance companies .....	(B)	(D)	(D)	3	1	—	—	—	1	—	—	—	—	—	
71113	Musical groups & artists .....	431	1 624	6 820	30	17	7	3	—	1	2	—	—	—	—	
711130	Musical groups & artists .....	431	1 624	6 820	30	17	7	3	—	1	2	—	—	—	—	
71119	Other performing arts companies .....	50	131	609	4	1	1	1	—	—	—	—	—	—	—	
711190	Other performing arts companies .....	50	131	609	4	1	1	1	—	—	—	—	—	—	—	
7112	Spectator sports .....	2 394	10 787	63 811	135	66	24	22	16	3	1	3	—	—	—	
71121	Spectator sports .....	2 394	10 787	63 811	135	66	24	22	16	3	1	3	—	—	—	
711211	Sports teams and clubs .....	94	302	1 497	3	1	—	1	—	1	—	—	—	—	—	
711212	Racetracks .....	1 382	6 948	43 972	24	11	1	2	6	—	1	3	—	—	—	
711219	Other spectator sports .....	918	3 537	18 342	108	54	23	19	10	2	—	—	—	—	—	
7113	Promoters of entertainment events .....	504	3 284	16 121	28	20	—	2	3	1	2	—	—	—	—	
71131	Promoters of entertainment events with facility .....	240	571	2 339	5	1	—	1	1	1	1	—	—	—	—	
711310	Promoters of entertainment events with facility .....	240	571	2 339	5	1	—	1	1	1	1	—	—	—	—	
71132	Promoters of entertainment events without facility .....	264	2 713	13 782	23	19	—	1	2	—	1	—	—	—	—	
711320	Promoters of entertainment events without facility .....	264	2 713	13 782	23	19	—	1	2	—	1	—	—	—	—	
7114	Agents, managers for artists & other public figures .....	33	153	869	11	9	2	—	—	—	—	—	—	—	—	
71141	Agents, managers for artists & other public figures .....	33	153	869	11	9	2	—	—	—	—	—	—	—	—	
711410	Agents, managers for artists & other public figures .....	33	153	869	11	9	2	—	—	—	—	—	—	—	—	
7115	Independent artists, writers & performers ..	85	354	1 635	39	35	3	1	—	—	—	—	—	—	—	
71151	Independent artists, writers & performers ..	85	354	1 635	39	35	3	1	—	—	—	—	—	—	—	
711510	Independent artists, writers & performers ..	85	354	1 635	39	35	3	1	—	—	—	—	—	—	—	
712	Museums, historical sites & like institutions ....	710	2 637	13 211	62	41	4	11	2	3	1	—	—	—	—	
7121	Museums, historical sites & like institutions ..	710	2 637	13 211	62	41	4	11	2	3	1	—	—	—	—	
71211	Museums .....	453	1 696	7 592	43	27	2	10	1	3	—	—	—	—	—	
712110	Museums .....	453	1 696	7 592	43	27	2	10	1	3	—	—	—	—	—	
71212	Historical sites .....	(C)	(D)	(D)	11	7	2	1	—	—	1	—	—	—	—	
712120	Historical sites .....	(C)	(D)	(D)	11	7	2	1	—	—	1	—	—	—	—	
71213	Zoos & botanical gardens .....	(B)	(D)	(D)	4	3	—	—	1	—	—	—	—	—	—	
712130	Zoos & botanical gardens .....	(B)	(D)	(D)	4	3	—	—	1	—	—	—	—	—	—	
71219	Nature parks & other similar institutions .....	(A)	(D)	(D)	4	4	—	—	—	—	—	—	—	—	—	
712190	Nature parks & other similar institutions .....	(A)	(D)	(D)	4	4	—	—	—	—	—	—	—	—	—	

Note: Employment-size classes are indicated as follows: A—0 to 19; B—20 to 99; C—100 to 249; E—250 to 499; F—500 to 999; G—1,000 to 2,499; H—2,500 to 4,999; I—5,000 to 9,999; J—10,000 to 24,999; K—25,000 to 49,999; L—50,000 to 99,999; M—100,000 or more.





**Table 3. The State—Employees and Annual Payroll by Employment-Size Class: 1999**

[Excludes most government employees, railroad employees, and self-employed persons. Size class 1 to 4 includes establishments with payroll, but no employees, during mid-March pay period. (D) denotes figures withheld to avoid disclosing data for individual companies; the data are included in broader industry totals. For explanation of terms, abbreviations, and data reliability/comparability, see introductory text]

NAICS code	Major group	Total	Employment-size class								
			1 to 4	5 to 9	10 to 19	20 to 49	50 to 99	100 to 249	250 to 499	500 to 999	1,000 or more
	<b>Total number of employees</b> . . . . .	<b>1 469 315</b>	<b>82 338</b>	<b>124 074</b>	<b>161 040</b>	<b>248 652</b>	<b>184 536</b>	<b>257 000</b>	<b>159 634</b>	<b>107 424</b>	<b>144 617</b>
	<b>Total payroll, annual (\$1,000)</b> . . . . .	<b>39 540 856</b>	<b>2 160 001</b>	<b>2 657 154</b>	<b>3 604 156</b>	<b>5 881 234</b>	<b>4 500 343</b>	<b>6 739 162</b>	<b>4 667 743</b>	<b>3 480 911</b>	<b>5 850 152</b>
<b>11</b>	<b>FORESTRY, FISHING, HUNTING, AND AGRICULTURE SUPPORT</b>										
	Number of employees . . . . .	2 231	(D)	484	442	483	306	(D)	—	—	—
	Payroll, annual (\$1,000) . . . . .	49 448	(D)	7 285	7 577	12 848	6 275	(D)	—	—	—
113	Forestry and logging										
	Number of employees . . . . .	(F)	(D)	(D)	211	(D)	—	—	—	—	—
	Payroll, annual (\$1,000) . . . . .	(D)	(D)	(D)	3 187	(D)	—	—	—	—	—
114	Fishing, hunting & trapping										
	Number of employees . . . . .	(B)	(D)	(D)	(D)	(D)	—	—	—	—	—
	Payroll, annual (\$1,000) . . . . .	(D)	(D)	(D)	(D)	(D)	—	—	—	—	—
115	Agriculture & forestry support activities										
	Number of employees . . . . .	1 290	(D)	(D)	(D)	307	306	(D)	—	—	—
	Payroll, annual (\$1,000) . . . . .	32 703	(D)	(D)	(D)	7 149	6 275	(D)	—	—	—
<b>21</b>	<b>MINING</b>										
	Number of employees . . . . .	20 798	361	451	1 344	4 128	3 617	6 266	4 631	—	—
	Payroll, annual (\$1,000) . . . . .	880 381	16 491	13 488	40 397	150 338	139 736	280 176	239 755	—	—
211	Oil & gas extraction										
	Number of employees . . . . .	715	(D)	(D)	59	242	(D)	(D)	—	—	—
	Payroll, annual (\$1,000) . . . . .	24 922	(D)	(D)	2 653	8 878	(D)	(D)	—	—	—
212	Mining (except oil & gas)										
	Number of employees . . . . .	18 575	127	246	1 083	3 482	3 186	5 820	4 631	—	—
	Payroll, annual (\$1,000) . . . . .	796 362	8 190	7 436	32 633	129 746	121 183	257 419	239 755	—	—
213	Mining support activities										
	Number of employees . . . . .	1 508	(D)	(D)	202	404	(D)	(D)	—	—	—
	Payroll, annual (\$1,000) . . . . .	59 097	(D)	(D)	5 111	11 714	(D)	(D)	—	—	—
<b>22</b>	<b>UTILITIES</b>										
	Number of employees . . . . .	10 496	241	485	586	1 586	2 271	(D)	(D)	(D)	—
	Payroll, annual (\$1,000) . . . . .	508 343	14 818	18 656	23 646	70 920	108 296	(D)	(D)	(D)	—
221	Utilities										
	Number of employees . . . . .	10 496	241	485	586	1 586	2 271	(D)	(D)	(D)	—
	Payroll, annual (\$1,000) . . . . .	508 343	14 818	18 656	23 646	70 920	108 296	(D)	(D)	(D)	—
<b>23</b>	<b>CONSTRUCTION</b>										
	Number of employees . . . . .	81 996	9 556	12 118	14 248	19 490	11 386	10 049	(D)	(D)	—
	Payroll, annual (\$1,000) . . . . .	2 446 107	232 542	270 718	367 003	613 059	409 374	348 920	(D)	(D)	—
233	Building, developing & general contracting										
	Number of employees . . . . .	20 344	2 914	3 115	3 411	3 922	2 907	2 468	(D)	(D)	—
	Payroll, annual (\$1,000) . . . . .	602 046	69 551	65 515	84 656	124 574	100 263	86 351	(D)	(D)	—
234	Heavy construction										
	Number of employees . . . . .	10 812	588	952	1 353	2 968	2 163	1 717	1 071	—	—
	Payroll, annual (\$1,000) . . . . .	426 070	22 212	36 007	45 147	102 835	97 707	78 241	43 921	—	—
235	Special trade contractors										
	Number of employees . . . . .	50 840	6 054	8 051	9 484	12 600	6 316	5 864	(D)	(D)	—
	Payroll, annual (\$1,000) . . . . .	1 417 991	140 779	169 196	237 200	385 650	211 404	184 328	(D)	(D)	—
<b>31-33</b>	<b>MANUFACTURING</b>										
	Number of employees . . . . .	292 206	2 212	4 343	9 080	23 020	25 496	68 908	61 101	47 620	50 426
	Payroll, annual (\$1,000) . . . . .	10 436 853	82 293	100 548	227 358	655 221	754 348	2 208 642	2 042 291	1 639 276	2 726 876
311	Food mfg										
	Number of employees . . . . .	21 082	148	285	334	1 221	1 490	3 356	4 737	6 078	3 433
	Payroll, annual (\$1,000) . . . . .	591 687	8 461	3 927	5 931	32 457	40 270	115 819	160 878	139 781	84 163
312	Beverage & tobacco product mfg										
	Number of employees . . . . .	6 531	14	(D)	60	217	(D)	2 268	1 809	—	(D)
	Payroll, annual (\$1,000) . . . . .	243 307	397	(D)	1 438	7 223	(D)	72 463	68 080	—	(D)
313	Textile mills										
	Number of employees . . . . .	(G)	(D)	(D)	(D)	(D)	301	743	(D)	—	—
	Payroll, annual (\$1,000) . . . . .	(D)	(D)	(D)	(D)	(D)	9 514	20 531	(D)	—	—
314	Textile product mills										
	Number of employees . . . . .	4 635	32	(D)	(D)	299	(D)	970	(D)	(D)	—
	Payroll, annual (\$1,000) . . . . .	103 003	512	(D)	(D)	6 278	(D)	20 353	(D)	(D)	—
315	Apparel manufacturing										
	Number of employees . . . . .	13 634	39	(D)	(D)	259	822	4 644	5 276	2 497	—
	Payroll, annual (\$1,000) . . . . .	238 329	2 016	(D)	(D)	5 240	11 342	81 230	86 486	50 597	—
316	Leather & allied product mfg										
	Number of employees . . . . .	(F)	12	—	(D)	(D)	(D)	(D)	(D)	—	—
	Payroll, annual (\$1,000) . . . . .	(D)	152	—	(D)	(D)	(D)	(D)	(D)	—	—
321	Wood product mfg										
	Number of employees . . . . .	12 627	218	498	1 401	2 858	2 921	3 583	(D)	(D)	—
	Payroll, annual (\$1,000) . . . . .	270 753	5 341	7 791	23 228	56 010	58 393	86 852	(D)	(D)	—
322	Paper mfg										
	Number of employees . . . . .	10 719	(D)	(D)	(D)	748	881	4 575	2 322	2 011	—
	Payroll, annual (\$1,000) . . . . .	409 848	(D)	(D)	(D)	21 797	28 031	168 670	91 464	91 234	—

Note: Employment-size classes are indicated as follows: A—0 to 19; B—20 to 99; C—100 to 249; E—250 to 499; F—500 to 999; G—1,000 to 2,499; H—2,500 to 4,999; I—5,000 to 9,999; J—10,000 to 24,999; K—25,000 to 49,999; L—50,000 to 99,999; M—100,000 or more.

**Table 3. The State—Employees and Annual Payroll by Employment-Size Class: 1999—Con.**

[Excludes most government employees, railroad employees, and self-employed persons. Size class 1 to 4 includes establishments with payroll, but no employees, during mid-March pay period. (D) denotes figures withheld to avoid disclosing data for individual companies; the data are included in broader industry totals. For explanation of terms, abbreviations, and data reliability/comparability, see introductory text]

NAICS code	Major group	Total	Employment-size class									
			1 to 4	5 to 9	10 to 19	20 to 49	50 to 99	100 to 249	250 to 499	500 to 999	1,000 or more	
<b>31-33</b>	<b>MANUFACTURING—Con.</b>											
323	Printing & related support activities											
	Number of employees .....	14 505	(D)	(D)	793	1 910	1 232	2 974	1 132	(D)	(D)	4 293
	Payroll, annual (\$1,000) .....	447 900	(D)	(D)	19 189	52 088	41 355	93 328	44 929	(D)	(D)	138 565
324	Petroleum & coal products mfg											
	Number of employees .....	1 690	65	(D)	(D)	(D)	(D)	(D)	(D)	(D)	(D)	—
	Payroll, annual (\$1,000) .....	100 904	2 810	(D)	(D)	(D)	(D)	(D)	(D)	(D)	(D)	—
325	Chemical mfg											
	Number of employees .....	14 301	(D)	124	(D)	944	1 184	4 436	3 230	2 243	(D)	(D)
	Payroll, annual (\$1,000) .....	675 650	(D)	4 670	(D)	36 974	52 160	197 544	153 924	131 002	(D)	(D)
326	Plastics & rubber products mfg											
	Number of employees .....	20 766	(D)	(D)	(D)	1 431	2 796	7 619	4 772	2 357	(D)	(D)
	Payroll, annual (\$1,000) .....	619 259	(D)	(D)	(D)	38 539	82 781	221 559	148 653	58 989	(D)	(D)
327	Nonmetallic mineral product mfg											
	Number of employees .....	11 076	101	285	(D)	1 754	1 311	3 052	2 466	(D)	(D)	—
	Payroll, annual (\$1,000) .....	358 769	2 650	8 682	(D)	50 466	41 524	105 138	87 946	(D)	(D)	—
331	Primary metal mfg											
	Number of employees .....	16 043	17	(D)	87	516	(D)	2 870	4 121	(D)	(D)	5 306
	Payroll, annual (\$1,000) .....	636 902	3 218	(D)	3 090	17 924	(D)	107 881	157 397	(D)	(D)	217 323
332	Fabricated metal product mfg											
	Number of employees .....	27 023	384	879	(D)	4 730	4 485	8 101	5 474	(D)	(D)	—
	Payroll, annual (\$1,000) .....	864 243	12 508	22 301	(D)	146 517	137 881	263 646	183 891	(D)	(D)	—
333	Machinery mfg											
	Number of employees .....	25 210	(D)	440	1 036	2 375	2 015	5 847	3 149	7 739	(D)	(D)
	Payroll, annual (\$1,000) .....	871 483	(D)	11 401	30 645	79 629	70 122	221 985	118 443	255 054	(D)	(D)
334	Computer & electronic product mfg											
	Number of employees .....	9 487	51	(D)	(D)	395	962	1 841	(D)	(D)	(D)	(D)
	Payroll, annual (\$1,000) .....	495 570	2 142	(D)	(D)	13 217	28 426	59 939	(D)	(D)	(D)	(D)
335	Electrical equip, appliance & component mfg											
	Number of employees .....	18 000	31	(D)	158	398	(D)	1 749	5 016	3 304	(D)	(D)
	Payroll, annual (\$1,000) .....	646 858	1 205	(D)	4 852	11 566	(D)	42 976	173 426	116 272	(D)	(D)
336	Transportation equipment mfg											
	Number of employees .....	48 527	51	121	264	817	1 531	5 677	12 048	9 253	18 765	18 765
	Payroll, annual (\$1,000) .....	2 429 760	2 713	4 963	6 032	26 643	44 111	189 602	405 661	383 298	1 366 737	1 366 737
337	Furniture & related product mfg											
	Number of employees .....	6 676	(D)	309	377	999	799	1 582	1 685	(D)	(D)	—
	Payroll, annual (\$1,000) .....	157 485	(D)	5 549	9 104	23 527	17 097	43 171	36 887	(D)	(D)	—
339	Miscellaneous mfg											
	Number of employees .....	7 184	253	341	(D)	934	533	2 376	1 320	(D)	(D)	—
	Payroll, annual (\$1,000) .....	203 140	5 773	7 536	(D)	23 618	15 281	71 183	42 152	(D)	(D)	—
<b>42</b>	<b>WHOLESALE TRADE</b>											
	Number of employees .....	72 525	4 313	7 003	11 186	16 447	10 844	13 235	5 432	(D)	(D)	(D)
	Payroll, annual (\$1,000) .....	2 408 073	155 614	220 740	342 572	537 045	376 158	463 394	163 155	(D)	(D)	(D)
421	Wholesale trade, durable goods											
	Number of employees .....	39 687	2 953	4 571	7 093	9 712	6 376	7 014	1 968	—	—	—
	Payroll, annual (\$1,000) .....	1 399 136	108 085	149 106	232 965	351 902	236 940	261 746	58 392	—	—	—
422	Wholesale trade, nondurable goods											
	Number of employees .....	32 838	1 360	2 432	4 093	6 735	4 468	6 221	3 464	(D)	(D)	(D)
	Payroll, annual (\$1,000) .....	1 008 937	47 529	71 634	109 607	185 143	139 218	201 648	104 763	(D)	(D)	(D)
<b>44-45</b>	<b>RETAIL TRADE</b>											
	Number of employees .....	216 211	15 018	31 559	37 868	38 992	28 985	37 244	22 463	4 082	—	—
	Payroll, annual (\$1,000) .....	3 619 769	274 444	488 761	628 571	699 223	534 488	598 916	336 127	59 239	—	—
441	Motor vehicle & parts dealers											
	Number of employees .....	26 766	1 909	3 201	4 980	6 980	5 735	2 891	(D)	(D)	(D)	—
	Payroll, annual (\$1,000) .....	741 425	40 155	66 171	108 840	203 593	190 198	102 636	(D)	(D)	(D)	—
442	Furniture & home furnishing stores											
	Number of employees .....	6 893	923	1 527	2 110	1 280	(D)	(D)	(D)	—	—	—
	Payroll, annual (\$1,000) .....	137 833	17 036	28 777	42 466	28 192	(D)	(D)	(D)	—	—	—
443	Electronics & appliance stores											
	Number of employees .....	4 367	675	1 024	(D)	(D)	(D)	(D)	—	—	—	—
	Payroll, annual (\$1,000) .....	96 656	14 471	20 508	(D)	(D)	(D)	(D)	—	—	—	—
444	Bldg material & garden equip & supp dealers											
	Number of employees .....	18 951	1 380	3 093	4 806	3 865	2 410	3 397	—	—	—	—
	Payroll, annual (\$1,000) .....	434 458	30 371	65 269	105 719	102 871	60 783	69 445	—	—	—	—
445	Food & beverage stores											
	Number of employees .....	45 817	1 767	2 784	4 445	10 085	(D)	(D)	(D)	—	—	—
	Payroll, annual (\$1,000) .....	565 714	26 063	31 313	50 326	118 498	(D)	(D)	(D)	—	—	—
446	Health & personal care stores											
	Number of employees .....	12 653	933	2 138	4 177	3 327	(D)	(D)	—	—	—	—
	Payroll, annual (\$1,000) .....	241 464	23 305	44 044	88 224	58 082	(D)	(D)	—	—	—	—
447	Gasoline stations											
	Number of employees .....	20 232	1 947	5 855	7 960	3 058	995	417	—	—	—	—
	Payroll, annual (\$1,000) .....	249 695	29 886	72 344	93 246	37 252	12 015	4 952	—	—	—	—
448	Clothing & clothing accessories stores											
	Number of employees .....	15 000	1 798	4 105	3 141	3 557	1 460	(D)	(D)	—	—	—
	Payroll, annual (\$1,000) .....	178 148	26 272	51 663	39 012	36 349	15 481	(D)	(D)	—	—	—

Note: Employment-size classes are indicated as follows: A—0 to 19; B—20 to 99; C—100 to 249; E—250 to 499; F—500 to 999; G—1,000 to 2,499; H—2,500 to 4,999; I—5,000 to 9,999; J—10,000 to 24,999; K—25,000 to 49,999; L—50,000 to 99,999; M—100,000 or more.



**Table 3. The State—Employees and Annual Payroll by Employment-Size Class: 1999—Con.**

[Excludes most government employees, railroad employees, and self-employed persons. Size class 1 to 4 includes establishments with payroll, but no employees, during mid-March pay period. (D) denotes figures withheld to avoid disclosing data for individual companies; the data are included in broader industry totals. For explanation of terms, abbreviations, and data reliability/comparability, see introductory text]

NAICS code	Major group	Employment-size class									
		Total	1 to 4	5 to 9	10 to 19	20 to 49	50 to 99	100 to 249	250 to 499	500 to 999	1,000 or more
<b>44-45</b>	<b>RETAIL TRADE—Con.</b>										
451	Sporting goods, hobby, book & music stores										
	Number of employees .....	5 770	687	1 518	1 364	1 505	696	—	—	—	—
	Payroll, annual (\$1,000) .....	72 416	10 630	18 435	14 976	19 672	8 703	—	—	—	—
452	General merchandise stores										
	Number of employees .....	43 330	428	(D)	(D)	(D)	(D)	(D)	17 577	(D)	—
	Payroll, annual (\$1,000) .....	625 949	14 906	(D)	(D)	(D)	(D)	(D)	269 708	(D)	—
453	Miscellaneous store retailers										
	Number of employees .....	11 378	2 086	3 389	2 645	2 193	719	346	—	—	—
	Payroll, annual (\$1,000) .....	170 053	30 992	49 018	38 491	35 010	12 669	3 873	—	—	—
454	Nonstore retailers										
	Number of employees .....	5 054	485	(D)	998	963	732	(D)	(D)	—	—
	Payroll, annual (\$1,000) .....	105 958	10 357	(D)	23 598	23 654	15 736	(D)	(D)	—	—
<b>48-49</b>	<b>TRANSPORTATION &amp; WAREHOUSING</b>										
	<b>Number of employees .....</b>	<b>66 537</b>	<b>2 812</b>	<b>3 299</b>	<b>4 793</b>	<b>8 416</b>	<b>5 413</b>	<b>7 203</b>	<b>4 520</b>	<b>3 806</b>	<b>26 275</b>
	<b>Payroll, annual (\$1,000) .....</b>	<b>2 339 616</b>	<b>73 080</b>	<b>73 274</b>	<b>121 985</b>	<b>244 736</b>	<b>183 944</b>	<b>223 201</b>	<b>149 664</b>	<b>124 178</b>	<b>1 145 554</b>
481	Air transportation										
	Number of employees .....	21 375	(D)	(D)	(D)	(D)	(D)	(D)	(D)	—	(D)
	Payroll, annual (\$1,000) .....	582 631	(D)	(D)	(D)	(D)	(D)	(D)	(D)	—	(D)
483	Water transportation										
	Number of employees .....	2 651	(D)	—	(D)	198	209	647	(D)	(D)	—
	Payroll, annual (\$1,000) .....	99 513	(D)	—	(D)	6 972	8 280	25 777	(D)	(D)	—
484	Truck transportation										
	Number of employees .....	22 059	2 230	2 259	3 176	4 879	3 221	3 544	(D)	(D)	—
	Payroll, annual (\$1,000) .....	658 606	52 201	49 282	80 821	145 752	113 844	123 616	(D)	(D)	—
485	Transit & ground passenger transportation										
	Number of employees .....	(G)	63	245	321	(D)	(D)	655	—	—	—
	Payroll, annual (\$1,000) .....	(D)	1 140	3 558	3 734	(D)	(D)	11 038	—	—	—
486	Pipeline transportation										
	Number of employees .....	(G)	(D)	(D)	(D)	(D)	(D)	(D)	(D)	—	—
	Payroll, annual (\$1,000) .....	(D)	(D)	(D)	(D)	(D)	(D)	(D)	(D)	—	—
487	Scenic & sightseeing transportation										
	Number of employees .....	(C)	(D)	(D)	(D)	(D)	(D)	—	—	—	—
	Payroll, annual (\$1,000) .....	(D)	(D)	(D)	(D)	(D)	(D)	—	—	—	—
488	Transportation support activities										
	Number of employees .....	5 488	283	410	564	920	(D)	(D)	994	(D)	—
	Payroll, annual (\$1,000) .....	158 252	9 764	10 633	15 883	31 613	(D)	(D)	23 438	(D)	—
492	Couriers & messengers										
	Number of employees .....	9 318	104	(D)	194	(D)	(D)	(D)	(D)	—	(D)
	Payroll, annual (\$1,000) .....	675 492	2 325	(D)	3 591	(D)	(D)	(D)	(D)	—	(D)
493	Warehousing & storage										
	Number of employees .....	2 271	72	149	(D)	515	397	(D)	(D)	—	—
	Payroll, annual (\$1,000) .....	68 666	4 994	3 433	(D)	13 290	16 424	(D)	(D)	—	—
<b>51</b>	<b>INFORMATION</b>										
	<b>Number of employees .....</b>	<b>28 091</b>	<b>1 134</b>	<b>1 721</b>	<b>2 697</b>	<b>5 546</b>	<b>3 611</b>	<b>6 044</b>	<b>(D)</b>	<b>3 613</b>	<b>(D)</b>
	<b>Payroll, annual (\$1,000) .....</b>	<b>885 205</b>	<b>48 238</b>	<b>43 282</b>	<b>70 870</b>	<b>180 864</b>	<b>112 948</b>	<b>213 073</b>	<b>(D)</b>	<b>113 747</b>	<b>(D)</b>
511	Publishing industries										
	Number of employees .....	9 001	(D)	(D)	(D)	1 290	963	1 333	—	(D)	(D)
	Payroll, annual (\$1,000) .....	250 598	(D)	(D)	(D)	30 479	24 797	42 745	—	(D)	(D)
512	Motion picture & sound recording industries										
	Number of employees .....	1 596	(D)	(D)	(D)	794	(D)	—	—	—	—
	Payroll, annual (\$1,000) .....	20 213	(D)	(D)	(D)	8 896	(D)	—	—	—	—
513	Broadcasting & telecommunications										
	Number of employees .....	14 300	682	1 009	1 382	2 857	1 923	3 754	(D)	(D)	—
	Payroll, annual (\$1,000) .....	526 199	30 117	28 173	42 760	123 515	69 598	143 774	(D)	(D)	—
514	Information & data processing services										
	Number of employees .....	3 194	94	(D)	(D)	605	(D)	957	(D)	—	—
	Payroll, annual (\$1,000) .....	88 195	7 988	(D)	(D)	17 974	(D)	26 554	(D)	—	—
<b>52</b>	<b>FINANCE &amp; INSURANCE</b>										
	<b>Number of employees .....</b>	<b>61 430</b>	<b>5 965</b>	<b>9 027</b>	<b>7 731</b>	<b>11 875</b>	<b>6 678</b>	<b>5 182</b>	<b>5 860</b>	<b>3 032</b>	<b>6 080</b>
	<b>Payroll, annual (\$1,000) .....</b>	<b>2 108 990</b>	<b>199 430</b>	<b>249 725</b>	<b>241 838</b>	<b>422 374</b>	<b>246 970</b>	<b>178 725</b>	<b>305 629</b>	<b>103 844</b>	<b>160 455</b>
521	Monetary authorities - central bank										
	Number of employees .....	(C)	—	—	—	—	—	(D)	—	—	—
	Payroll, annual (\$1,000) .....	(D)	—	—	—	—	—	(D)	—	—	—
522	Credit intermediation & related activities										
	Number of employees .....	37 285	(D)	5 847	5 606	8 080	4 055	3 204	(D)	(D)	(D)
	Payroll, annual (\$1,000) .....	1 111 398	(D)	139 070	138 086	234 429	125 347	105 094	(D)	(D)	(D)
523	Security, commodity contracts & like activity										
	Number of employees .....	(H)	(D)	(D)	372	663	(D)	(D)	(D)	—	—
	Payroll, annual (\$1,000) .....	(D)	(D)	(D)	35 377	63 744	(D)	(D)	(D)	—	—
524	Insurance carriers & related activities										
	Number of employees .....	20 851	2 989	(D)	1 753	3 132	(D)	1 566	2 936	(D)	(D)
	Payroll, annual (\$1,000) .....	760 497	86 924	(D)	68 375	124 201	(D)	59 503	142 435	(D)	(D)

Note: Employment-size classes are indicated as follows: A—0 to 19; B—20 to 99; C—100 to 249; E—250 to 499; F—500 to 999; G—1,000 to 2,499; H—2,500 to 4,999; I—5,000 to 9,999; J—10,000 to 24,999; K—25,000 to 49,999; L—50,000 to 99,999; M—100,000 or more.

**Table 3. The State—Employees and Annual Payroll by Employment-Size Class: 1999—Con.**

[Excludes most government employees, railroad employees, and self-employed persons. Size class 1 to 4 includes establishments with payroll, but no employees, during mid-March pay period. (D) denotes figures withheld to avoid disclosing data for individual companies; the data are included in broader industry totals. For explanation of terms, abbreviations, and data reliability/comparability, see introductory text]

NAICS code	Major group	Total	Employment-size class									
			1 to 4	5 to 9	10 to 19	20 to 49	50 to 99	100 to 249	250 to 499	500 to 999	1,000 or more	
<b>52</b>	<b>FINANCE &amp; INSURANCE—Con.</b>											
525	Funds, trusts, & other financial vehicles (part)											
	Number of employees .....	(B)	(D)	(D)	—	—	(D)	—	—	—	—	—
	Payroll, annual (\$1,000) .....	(D)	(D)	(D)	—	—	(D)	—	—	—	—	—
<b>53</b>	<b>REAL ESTATE &amp; RENTAL &amp; LEASING</b>											
	Number of employees .....	<b>18 136</b>	<b>3 929</b>	<b>4 049</b>	<b>3 771</b>	<b>3 245</b>	<b>1 693</b>	(D)	(D)	—	—	—
	Payroll, annual (\$1,000) .....	<b>397 544</b>	<b>94 114</b>	<b>81 121</b>	<b>68 482</b>	<b>72 280</b>	<b>33 456</b>	(D)	(D)	—	—	—
531	Real estate											
	Number of employees .....	9 291	2 894	(D)	(D)	(D)	544	(D)	(D)	—	—	—
	Payroll, annual (\$1,000) .....	198 946	64 502	(D)	(D)	(D)	11 398	(D)	(D)	—	—	—
532	Rental & leasing services											
	Number of employees .....	8 736	1 019	(D)	2 149	1 818	1 149	(D)	(D)	—	—	—
	Payroll, annual (\$1,000) .....	195 580	28 830	(D)	38 405	43 237	22 058	(D)	(D)	—	—	—
533	Lessors of other nonfinancial intangible asset											
	Number of employees .....	109	16	(D)	(D)	(D)	—	—	—	—	—	—
	Payroll, annual (\$1,000) .....	3 018	782	(D)	(D)	(D)	—	—	—	—	—	—
<b>54</b>	<b>PROFESSIONAL, SCIENTIFIC &amp; TECHNICAL SERVICES</b>											
	Number of employees .....	<b>50 705</b>	<b>7 925</b>	<b>8 006</b>	<b>8 764</b>	<b>8 810</b>	<b>5 452</b>	<b>7 162</b>	(D)	(D)	—	—
	Payroll, annual (\$1,000) .....	<b>1 682 157</b>	<b>218 323</b>	<b>211 364</b>	<b>271 704</b>	<b>328 214</b>	<b>225 602</b>	<b>245 198</b>	(D)	(D)	—	—
541	Professional, scientific & technical services											
	Number of employees .....	50 705	7 925	8 006	8 764	8 810	5 452	7 162	(D)	(D)	—	—
	Payroll, annual (\$1,000) .....	1 682 157	218 323	211 364	271 704	328 214	225 602	245 198	(D)	(D)	—	—
<b>55</b>	<b>MANAGEMENT OF COMPANIES &amp; ENTERPRISES</b>											
	Number of employees .....	<b>27 359</b>	<b>454</b>	<b>613</b>	<b>1 361</b>	<b>2 933</b>	<b>3 421</b>	<b>5 417</b>	<b>3 872</b>	<b>4 706</b>	<b>4 582</b>	—
	Payroll, annual (\$1,000) .....	<b>1 661 699</b>	<b>33 486</b>	<b>41 055</b>	<b>71 117</b>	<b>178 885</b>	<b>153 457</b>	<b>290 833</b>	<b>229 931</b>	<b>356 854</b>	<b>306 081</b>	—
551	Management of companies & enterprises											
	Number of employees .....	27 359	454	613	1 361	2 933	3 421	5 417	3 872	4 706	4 582	—
	Payroll, annual (\$1,000) .....	1 661 699	33 486	41 055	71 117	178 885	153 457	290 833	229 931	356 854	306 081	—
<b>56</b>	<b>ADMIN, SUPPORT, WASTE MGT, REMEDIATION SERVICES</b>											
	Number of employees .....	<b>75 212</b>	<b>3 087</b>	<b>3 949</b>	<b>5 412</b>	<b>9 697</b>	<b>11 588</b>	<b>20 832</b>	<b>11 766</b>	(D)	(D)	—
	Payroll, annual (\$1,000) .....	<b>1 242 116</b>	<b>100 068</b>	<b>81 621</b>	<b>111 176</b>	<b>202 635</b>	<b>212 499</b>	<b>313 067</b>	<b>130 542</b>	(D)	(D)	—
561	Administrative & support services											
	Number of employees .....	71 974	2 903	3 579	4 984	8 722	11 091	20 048	11 766	(D)	(D)	—
	Payroll, annual (\$1,000) .....	1 141 865	96 152	72 955	99 518	171 831	195 729	284 630	130 542	(D)	(D)	—
562	Waste management & remediation services											
	Number of employees .....	3 238	184	370	428	975	497	784	—	—	—	—
	Payroll, annual (\$1,000) .....	100 251	3 916	8 666	11 658	30 804	16 770	28 437	—	—	—	—
<b>61</b>	<b>EDUCATIONAL SERVICES</b>											
	Number of employees .....	<b>24 041</b>	<b>604</b>	<b>944</b>	<b>1 186</b>	<b>2 909</b>	<b>2 786</b>	<b>4 133</b>	(D)	<b>5 479</b>	(D)	—
	Payroll, annual (\$1,000) .....	<b>388 799</b>	<b>12 820</b>	<b>11 814</b>	<b>16 853</b>	<b>49 405</b>	<b>41 558</b>	<b>77 397</b>	(D)	<b>91 295</b>	(D)	—
611	Educational services											
	Number of employees .....	24 041	604	944	1 186	2 909	2 786	4 133	(D)	5 479	(D)	—
	Payroll, annual (\$1,000) .....	388 799	12 820	11 814	16 853	49 405	41 558	77 397	(D)	91 295	(D)	—
<b>62</b>	<b>HEALTH CARE AND SOCIAL ASSISTANCE</b>											
	Number of employees .....	<b>199 385</b>	<b>7 847</b>	<b>13 949</b>	<b>16 769</b>	<b>21 158</b>	<b>19 019</b>	<b>38 615</b>	<b>15 317</b>	<b>20 118</b>	<b>46 593</b>	—
	Payroll, annual (\$1,000) .....	<b>5 391 987</b>	<b>293 624</b>	<b>433 734</b>	<b>561 452</b>	<b>636 497</b>	<b>451 339</b>	<b>763 624</b>	<b>392 309</b>	<b>562 609</b>	<b>1 296 799</b>	—
621	Ambulatory health care services											
	Number of employees .....	59 447	6 225	10 706	10 914	12 424	6 284	7 258	(D)	(D)	—	—
	Payroll, annual (\$1,000) .....	2 253 571	259 087	391 232	487 404	510 913	223 982	203 150	(D)	(D)	—	—
622	Hospitals											
	Number of employees .....	79 517	15	(D)	(D)	113	351	8 279	(D)	(D)	46 593	—
	Payroll, annual (\$1,000) .....	2 204 619	1 685	(D)	(D)	3 317	8 794	202 083	(D)	(D)	1 296 799	—
623	Nursing & residential care facilities											
	Number of employees .....	35 266	208	(D)	(D)	2 684	10 072	18 074	(D)	(D)	—	—
	Payroll, annual (\$1,000) .....	598 488	6 643	(D)	(D)	41 426	185 131	299 094	(D)	(D)	—	—
624	Social assistance											
	Number of employees .....	25 155	1 399	2 719	4 646	5 937	2 312	5 004	(D)	(D)	—	—
	Payroll, annual (\$1,000) .....	335 309	26 209	34 313	55 035	80 841	33 432	59 297	(D)	(D)	—	—

Note: Employment-size classes are indicated as follows: A—0 to 19; B—20 to 99; C—100 to 249; E—250 to 499; F—500 to 999; G—1,000 to 2,499; H—2,500 to 4,999; I—5,000 to 9,999; J—10,000 to 24,999; K—25,000 to 49,999; L—50,000 to 99,999; M—100,000 or more.

**Table 3. The State—Employees and Annual Payroll by Employment-Size Class: 1999—Con.**

[Excludes most government employees, railroad employees, and self-employed persons. Size class 1 to 4 includes establishments with payroll, but no employees, during mid-March pay period. (D) denotes figures withheld to avoid disclosing data for individual companies; the data are included in broader industry totals. For explanation of terms, abbreviations, and data reliability/comparability, see introductory text]

NAICS code	Major group	Total	Employment-size class									
			1 to 4	5 to 9	10 to 19	20 to 49	50 to 99	100 to 249	250 to 499	500 to 999	1,000 or more	
<b>71</b>	<b>ARTS, ENTERTAINMENT &amp; RECREATION</b>											
	Number of employees .....	14 931	960	1 431	2 558	3 484	3 034	2 106	1 358	—	—	—
	Payroll, annual (\$1,000) .....	248 040	22 560	19 986	34 991	54 360	41 046	34 852	40 245	—	—	—
711	Performing arts, spectator sports & related industries											
	Number of employees .....	3 950	256	(D)	(D)	(D)	431	(D)	(D)	—	—	—
	Payroll, annual (\$1,000) .....	97 915	7 559	(D)	(D)	(D)	6 013	(D)	(D)	—	—	—
712	Museums, historical sites & like institutions											
	Number of employees .....	710	67	(D)	(D)	(D)	233	(D)	—	—	—	—
	Payroll, annual (\$1,000) .....	13 211	1 009	(D)	(D)	(D)	4 103	(D)	—	—	—	—
713	Amusement, gambling & recreation industries											
	Number of employees .....	10 271	637	1 122	(D)	2 749	2 370	(D)	(D)	—	—	—
	Payroll, annual (\$1,000) .....	136 914	13 992	13 526	(D)	34 769	30 930	(D)	(D)	—	—	—
<b>72</b>	<b>ACCOMMODATION &amp; FOOD SERVICES</b>											
	Number of employees .....	129 217	2 811	6 439	18 965	52 800	30 797	12 803	(D)	(D)	—	—
	Payroll, annual (\$1,000) .....	1 360 081	68 152	59 233	179 585	505 292	312 283	151 248	(D)	(D)	—	—
721	Accommodation											
	Number of employees .....	13 763	364	692	2 608	3 698	1 735	2 651	2 015	—	—	—
	Payroll, annual (\$1,000) .....	192 830	8 994	10 013	30 733	43 093	22 319	46 674	31 004	—	—	—
722	Food services & drinking places											
	Number of employees .....	115 454	2 447	5 747	16 357	49 102	29 062	10 152	(D)	(D)	—	—
	Payroll, annual (\$1,000) .....	1 167 251	59 158	49 220	148 852	462 199	289 964	104 574	(D)	(D)	—	—
<b>81</b>	<b>OTHER SERVICES (EXCEPT PUBLIC ADMINISTRATION)</b>											
	Number of employees .....	64 588	12 137	13 605	11 686	12 308	7 193	5 678	(D)	(D)	—	—
	Payroll, annual (\$1,000) .....	1 098 150	191 825	217 839	199 852	213 829	127 060	103 332	(D)	(D)	—	—
811	Repair & maintenance											
	Number of employees .....	16 814	3 605	4 047	3 696	3 075	1 450	941	—	—	—	—
	Payroll, annual (\$1,000) .....	381 387	73 766	87 651	83 945	77 305	34 153	24 567	—	—	—	—
812	Personal & laundry services											
	Number of employees .....	16 061	2 737	3 710	3 010	2 361	2 215	2 028	—	—	—	—
	Payroll, annual (\$1,000) .....	267 432	40 031	58 395	47 531	38 273	42 458	40 744	—	—	—	—
813	Religious, grantmaking, civic, prof & like organizations											
	Number of employees .....	31 713	5 795	5 848	4 980	6 872	3 528	2 709	(D)	(D)	—	—
	Payroll, annual (\$1,000) .....	449 331	78 028	71 793	68 376	98 251	50 449	38 021	(D)	(D)	—	—
<b>95</b>	<b>AUXILIARIES (EXC CORPORATE, SUBSIDIARY &amp; REGIONAL MGT)</b>											
	Number of employees .....	12 227	(D)	318	441	1 262	946	(D)	2 977	2 913	(D)	(D)
	Payroll, annual (\$1,000) .....	369 219	(D)	10 802	15 760	52 524	29 506	(D)	72 515	115 355	(D)	(D)
<b>99</b>	<b>UNCLASSIFIED ESTABLISHMENTS</b>											
	Number of employees .....	993	497	281	152	63	—	—	—	—	—	—
	Payroll, annual (\$1,000) .....	18 279	14 119	2 108	1 367	685	—	—	—	—	—	—

Note: Employment-size classes are indicated as follows: A—0 to 19; B—20 to 99; C—100 to 249; E—250 to 499; F—500 to 999; G—1,000 to 2,499; H—2,500 to 4,999; I—5,000 to 9,999; J—10,000 to 24,999; K—25,000 to 49,999; L—50,000 to 99,999; M—100,000 or more.

**Table 4. The State—Establishments With 1,000 Employees or More by Major Group and Employment-Size Class: 1999**

[Excludes most government employees, railroad employees, and self-employed persons. For explanation of terms, abbreviations, and data reliability/comparability, see introductory text]

NAICS code	Major group	Total number of establishments	Number of establishments by employment-size class			
			1,000 to 1,499	1,500 to 2,499	2,500 to 4,999	5,000 or more
	<b>Total</b> .....	<b>70</b>	<b>37</b>	<b>19</b>	<b>10</b>	<b>4</b>
<b>31-33</b>	<b>Manufacturing</b> .....	<b>27</b>	<b>19</b>	<b>4</b>	<b>2</b>	<b>2</b>
311	Food mfg .....	3	3	—	—	—
312	Beverage & tobacco product mfg .....	1	—	1	—	—
323	Printing & related support activities .....	4	4	—	—	—
325	Chemical mfg .....	1	—	1	—	—
326	Plastics & rubber products mfg .....	1	1	—	—	—
331	Primary metal mfg .....	4	4	—	—	—
333	Machinery mfg .....	2	2	—	—	—
334	Computer & electronic product mfg .....	1	—	—	1	—
335	Electrical equip, appliance & component mfg .....	5	3	2	—	—
336	Transportation equipment mfg .....	5	2	—	1	2
<b>42</b>	<b>Wholesale trade</b> .....	<b>1</b>	<b>—</b>	<b>—</b>	<b>1</b>	<b>—</b>
422	Wholesale trade, nondurable goods .....	1	—	—	1	—
<b>48-49</b>	<b>Transportation &amp; warehousing</b> .....	<b>5</b>	<b>—</b>	<b>1</b>	<b>2</b>	<b>2</b>
481	Air transportation .....	3	—	—	1	2
492	Couriers & messengers .....	2	—	1	1	—
<b>51</b>	<b>Information</b> .....	<b>1</b>	<b>1</b>	<b>—</b>	<b>—</b>	<b>—</b>
511	Publishing industries .....	1	1	—	—	—
<b>52</b>	<b>Finance &amp; insurance</b> .....	<b>4</b>	<b>2</b>	<b>2</b>	<b>—</b>	<b>—</b>
522	Credit intermediation & related activities .....	3	2	1	—	—
524	Insurance carriers & related activities .....	1	—	1	—	—
<b>55</b>	<b>Management of companies &amp; enterprises</b> .....	<b>3</b>	<b>2</b>	<b>1</b>	<b>—</b>	<b>—</b>
551	Management of companies & enterprises .....	3	2	1	—	—
<b>56</b>	<b>Admin, support, waste mgt, remediation services</b> .....	<b>1</b>	<b>—</b>	<b>—</b>	<b>1</b>	<b>—</b>
561	Administrative & support services .....	1	—	—	1	—
<b>61</b>	<b>Educational services</b> .....	<b>2</b>	<b>1</b>	<b>1</b>	<b>—</b>	<b>—</b>
611	Educational services .....	2	1	1	—	—
<b>62</b>	<b>Health care and social assistance</b> .....	<b>25</b>	<b>11</b>	<b>10</b>	<b>4</b>	<b>—</b>
622	Hospitals .....	25	11	10	4	—
<b>95</b>	<b>Auxiliaries (exc corporate, subsidiary &amp; regional mgt)</b> .....	<b>1</b>	<b>1</b>	<b>—</b>	<b>—</b>	<b>—</b>

**Table 5. The State—Employees, Payroll, and Establishments by County: 1999 and 1998**

[Excludes most government employees, railroad employees, and self-employed persons. (D) denotes figures withheld to avoid disclosing data for individual companies; the data are included in broader industry totals. For explanation of terms, abbreviations, and data reliability/comparability, see introductory text]

County	1999				1998			
	Number of establishments	Number of employees for week including March 12	Payroll (\$1,000)		Number of establishments	Number of employees for week including March 12	Payroll (\$1,000)	
			First quarter	Annual			First quarter	Annual
<b>Total</b>	<b>89 946</b>	<b>1 469 315</b>	<b>9 366 836</b>	<b>39 540 856</b>	<b>89 593</b>	<b>1 443 015</b>	<b>8 752 727</b>	<b>36 889 001</b>
Adair	288	3 076	13 063	63 204	280	3 034	12 514	56 359
Allen	212	4 242	22 068	90 599	212	4 378	18 564	81 618
Anderson	289	3 428	20 067	86 970	274	3 338	19 084	81 665
Ballard	161	1 871	14 643	61 872	156	1 870	14 337	60 825
Barren	870	15 447	84 366	370 915	867	14 857	79 116	347 129
Bath	177	1 407	6 569	28 493	174	1 533	5 734	26 744
Bell	629	7 797	37 859	164 699	654	8 202	37 970	160 984
Boone	2 319	54 618	352 396	1 489 486	2 240	52 131	324 470	1 365 965
Bourbon	396	5 258	29 114	129 633	404	5 138	32 224	131 471
Boyd	1 535	26 062	184 025	817 518	1 570	25 638	179 282	784 782
Boyle	769	15 290	88 291	375 891	760	15 119	82 234	348 060
Bracken	115	1 050	4 523	19 708	125	1 125	4 316	18 483
Breathitt	236	2 322	9 995	43 154	233	2 451	9 891	42 205
Breckinridge	295	2 167	8 282	37 785	299	2 404	9 012	39 442
Bullitt	919	10 211	51 788	220 044	896	10 066	49 482	212 915
Butler	203	3 189	12 911	58 981	211	3 335	11 784	57 647
Caldwell	285	3 175	14 984	61 689	292	3 074	14 475	60 257
Calloway	801	11 776	57 345	257 971	817	11 928	58 082	250 036
Campbell	1 621	21 810	141 066	618 362	1 611	23 449	144 190	591 789
Carlisle	77	648	2 469	11 181	80	677	2 459	11 035
Carroll	232	5 095	40 302	166 958	231	5 000	38 220	154 232
Carter	434	4 208	14 213	63 904	446	4 215	13 774	61 388
Casey	206	2 338	9 063	40 475	203	2 463	9 554	39 762
Christian	1 352	22 207	117 881	508 460	1 347	21 380	108 681	468 548
Clark	743	11 603	64 680	291 312	751	11 522	60 227	266 354
Clay	310	2 991	12 274	54 320	295	2 899	11 890	52 035
Clinton	194	2 616	9 011	44 791	192	1 963	6 530	28 139
Crittenden	175	1 858	8 298	37 454	171	1 755	8 376	36 805
Cumberland	116	1 059	4 388	19 073	117	1 042	3 855	17 581
Daviess	2 386	40 236	231 981	997 658	2 395	39 917	224 574	970 681
Edmonson	104	737	2 635	12 120	99	651	2 153	10 543
Elliott	57	401	1 435	6 320	57	413	1 462	6 318
Estill	229	2 022	7 176	30 833	219	2 072	7 219	30 889
Fayette	7 776	144 176	953 452	4 077 747	7 673	141 945	894 131	3 804 503
Fleming	274	2 604	11 242	51 947	263	2 485	10 520	45 918
Floyd	850	9 598	58 542	237 337	877	9 880	58 167	248 816
Franklin	1 151	15 687	85 926	375 438	1 145	15 986	80 740	356 740
Fulton	190	2 417	12 360	53 171	206	2 897	14 953	54 842
Gallatin	93	1 644	7 887	33 386	93	776	3 077	14 535
Garrard	243	1 944	8 465	36 217	236	2 049	8 643	36 682
Grant	440	4 276	19 220	89 029	428	3 839	17 197	76 816
Graves	691	10 423	58 740	248 011	682	10 097	52 146	232 906
Grayson	466	7 537	32 144	144 096	459	7 174	30 642	133 256
Green	180	1 413	5 839	24 674	177	1 323	5 488	23 429
Greenup	509	5 008	30 039	127 636	504	5 377	33 276	142 095
Hancock	134	2 960	23 402	101 557	128	2 677	24 242	101 776
Hardin	1 981	31 871	167 493	729 811	1 943	30 894	155 508	670 156
Harlan	542	6 105	34 317	142 128	561	5 778	35 082	145 590
Harrison	289	4 091	23 633	101 448	301	4 308	24 191	102 748
Hart	260	2 521	10 016	44 220	265	2 459	9 458	41 844
Henderson	1 080	18 640	111 352	484 717	1 085	18 934	112 408	472 136
Henry	250	2 449	12 319	55 951	239	2 354	11 708	50 830
Hickman	94	1 214	5 404	23 453	95	1 101	4 760	21 623
Hopkins	1 096	14 857	86 342	369 135	1 104	15 133	87 403	368 669
Jackson	142	1 930	8 053	35 860	140	1 826	7 692	32 042
Jefferson	19 751	406 891	3 215 370	12 744 749	19 803	396 681	2 853 800	11 655 988
Jessamine	870	11 979	62 305	276 805	827	11 372	56 075	244 307
Johnson	481	4 630	20 769	91 348	501	4 656	20 560	86 915
Kenton	3 242	60 989	408 814	1 847 530	3 240	57 159	377 009	1 673 014
Knott	229	2 558	16 110	70 220	229	2 408	15 540	64 274
Knox	435	5 784	25 344	109 151	452	5 722	26 645	112 844
Larue	237	1 869	7 496	33 572	231	1 805	6 814	30 797
Laurel	1 045	16 527	85 001	393 525	1 018	15 356	73 262	331 941
Lawrence	206	2 288	13 000	53 445	217	2 218	12 287	51 718
Lee	111	1 906	5 674	24 794	117	1 967	5 283	23 042
Leslie	134	1 527	8 843	35 092	145	1 529	8 249	34 220
Letcher	424	4 997	29 310	125 119	437	4 865	27 865	119 910
Lewis	130	1 477	6 516	28 003	138	1 728	6 937	29 204
Lincoln	290	2 828	12 531	53 316	291	2 762	11 552	48 826
Livingston	149	1 826	10 399	46 997	153	1 748	9 134	43 105
Logan	518	8 395	50 557	209 451	525	8 634	49 018	205 266
Lyon	181	1 504	4 495	20 632	190	1 398	4 175	16 646
McCracken	2 125	35 653	212 887	919 539	2 148	35 552	201 126	869 132
McCreary	180	2 215	7 581	30 676	176	2 218	7 607	32 493
McLean	180	1 376	6 854	29 580	180	1 224	4 936	22 486
Madison	1 430	22 124	115 282	496 662	1 369	20 775	103 477	453 134
Magoffin	209	1 905	8 267	37 101	207	1 893	8 220	35 662
Marion	329	5 210	23 173	102 998	334	4 838	20 833	91 778
Marshall	651	8 455	60 091	264 673	635	8 404	61 353	259 519
Martin	181	2 042	14 895	61 923	178	2 197	17 036	69 514
Mason	464	8 482	45 497	195 968	465	8 609	45 785	190 754
Meade	332	2 908	16 296	71 759	323	2 717	15 338	67 403
Menifee	72	564	2 147	9 921	75	637	2 117	9 560
Mercer	419	6 341	41 650	176 005	417	6 363	36 635	161 953
Metcalfe	133	2 455	11 303	51 735	126	2 646	12 289	54 331
Monroe	228	3 242	14 344	57 941	224	3 558	14 044	61 278
Montgomery	532	7 824	37 855	167 871	509	7 634	35 289	149 144
Morgan	181	1 979	9 264	41 435	173	1 916	8 909	40 021
Muhlenberg	593	7 023	35 554	150 723	601	6 907	33 984	143 678
Nelson	873	11 596	63 077	280 645	878	12 060	62 109	270 078

Note: Employment-size classes are indicated as follows: A—0 to 19; B—20 to 99; C—100 to 249; E—250 to 499; F—500 to 999; G—1,000 to 2,499; H—2,500 to 4,999; I—5,000 to 9,999; J—10,000 to 24,999; K—25,000 to 49,999; L—50,000 to 99,999; M—100,000 or more.

**Table 5. The State—Employees, Payroll, and Establishments by County: 1999 and 1998—Con.**

[Excludes most government employees, railroad employees, and self-employed persons. (D) denotes figures withheld to avoid disclosing data for individual companies; the data are included in broader industry totals. For explanation of terms, abbreviations, and data reliability/comparability, see introductory text]

County	1999				1998			
	Number of establishments	Number of employees for week including March 12	Payroll (\$1,000)		Number of establishments	Number of employees for week including March 12	Payroll (\$1,000)	
			First quarter	Annual			First quarter	Annual
Nicholas .....	93	1 194	5 201	19 308	90	1 248	5 143	20 053
Ohio .....	352	4 774	19 572	91 836	357	4 818	21 058	94 447
Oldham .....	973	8 821	46 131	220 207	950	8 623	43 842	199 831
Owen .....	117	1 118	6 810	27 783	119	1 193	7 008	26 814
Owsley .....	44	269	892	4 145	42	269	957	3 853
Pendleton .....	205	1 727	8 344	35 175	201	1 689	8 414	35 240
Perry .....	747	9 662	58 366	242 803	750	9 581	57 488	233 971
Pike .....	1 536	18 949	116 346	494 140	1 540	18 713	108 630	467 672
Powell .....	179	2 461	9 163	39 770	173	2 536	9 044	38 062
Pulaski .....	1 462	19 301	93 093	410 153	1 421	19 911	100 447	403 628
Robertson .....	28	155	449	1 913	31	164	494	1 869
Rockcastle .....	224	2 703	10 940	48 161	209	2 622	10 283	43 138
Rowan .....	449	6 064	25 399	112 558	451	6 090	24 932	106 164
Russell .....	347	3 922	16 335	75 360	343	3 860	14 508	66 088
Scott .....	672	19 351	154 754	758 352	651	18 734	184 065	723 379
Shelby .....	722	11 230	67 891	298 438	707	10 802	62 587	273 262
Simpson .....	382	7 316	41 417	187 141	384	7 437	41 040	182 562
Spencer .....	160	816	3 361	15 919	160	804	3 059	14 005
Taylor .....	670	6 892	31 832	142 390	666	8 250	37 556	152 007
Todd .....	202	2 392	10 625	46 940	218	2 401	10 313	44 155
Trigg .....	248	2 615	13 297	58 491	247	2 477	11 913	52 977
Trimble .....	78	503	2 913	11 657	74	456	2 974	11 385
Union .....	305	7 571	50 372	198 941	311	5 929	45 581	181 466
Warren .....	2 504	41 334	240 195	1 070 838	2 495	40 955	229 159	994 104
Washington .....	218	2 418	11 446	50 227	212	2 435	10 777	46 251
Wayne .....	308	4 360	17 245	76 415	299	4 048	15 715	69 600
Webster .....	258	2 957	17 411	74 195	260	3 141	19 026	82 093
Whitley .....	842	13 363	61 985	266 354	811	13 185	58 624	253 442
Wolfe .....	75	623	2 137	9 578	80	724	2 130	9 395
Woodford .....	500	7 989	57 922	228 302	496	8 136	53 221	216 873
<b>Statewide .....</b>	<b>35</b>	<b>1 516</b>	<b>11 093</b>	<b>43 660</b>	<b>31</b>	<b>1 297</b>	<b>10 280</b>	<b>36 642</b>

Note: Employment-size classes are indicated as follows: A—0 to 19; B—20 to 99; C—100 to 249; E—250 to 499; F—500 to 999; G—1,000 to 2,499; H—2,500 to 4,999; I—5,000 to 9,999; J—10,000 to 24,999; K—25,000 to 49,999; L—50,000 to 99,999; M—100,000 or more.

**Table 6. Counties—Employees, Payroll, and Establishments by Industry: 1999**

[Excludes most government employees, railroad employees, and self-employed persons. Size class 1 to 4 includes establishments with payroll, but no employees, during mid-March pay period. (D) denotes figures withheld to avoid disclosing data for individual companies; the data are included in broader industry totals. Detailed industries with 100 or more employees are shown if industry was not a (D). For explanation of terms, abbreviations, and data reliability/comparability, see introductory text]

NAICS code	Industry	Number of employees for week including March 12	Payroll (\$1,000)		Total number of establishments	Number of establishments by employment-size class								
			First quarter	Annual		1 to 4	5 to 9	10 to 19	20 to 49	50 to 99	100 to 249	250 to 499	500 to 999	1,000 or more
<b>ADAIR</b>														
	<b>Total</b> .....	<b>3 076</b>	<b>13 063</b>	<b>63 204</b>	<b>288</b>	<b>162</b>	<b>56</b>	<b>43</b>	<b>20</b>	<b>4</b>	<b>1</b>	<b>2</b>	<b>-</b>	<b>-</b>
11	Forestry, fishing, hunting, and agriculture support .....	(A)	(D)	(D)	1	1	-	-	-	-	-	-	-	-
21	Mining .....	9	36	167	3	3	-	-	-	-	-	-	-	-
22	Utilities .....	(A)	(D)	(D)	1	1	-	-	-	-	-	-	-	-
23	Construction .....	155	594	3 257	33	22	4	7	-	-	-	-	-	-
31-33	Manufacturing .....	334	1 469	6 117	24	6	6	7	4	1	-	-	-	-
321	Wood product mfg .....	163	722	2 940	9	1	2	4	2	-	-	-	-	-
3211	Sawmills & wood preservation .....	119	603	2 459	6	1	2	1	2	-	-	-	-	-
32111	Sawmills & wood preservation .....	119	603	2 459	6	1	2	1	2	-	-	-	-	-
321113	Sawmills .....	119	603	2 459	6	1	2	1	2	-	-	-	-	-
42	Wholesale trade .....	152	805	7 856	17	9	4	3	-	1	-	-	-	-
421	Wholesale trade, durable goods .....	116	700	7 383	9	5	-	3	-	1	-	-	-	-
44-45	Retail trade .....	471	1 630	6 488	59	32	12	11	3	-	1	-	-	-
445	Food & beverage stores .....	102	261	1 109	10	6	1	1	2	-	-	-	-	-
4451	Grocery stores .....	102	261	1 109	10	6	1	1	2	-	-	-	-	-
452	General merchandise stores .....	(C)	(D)	(D)	4	2	1	-	-	-	1	-	-	-
4521	Department stores .....	(C)	(D)	(D)	1	-	-	-	-	-	1	-	-	-
45211	Department stores .....	(C)	(D)	(D)	1	-	-	-	-	-	1	-	-	-
48-49	Transportation & warehousing .....	118	569	3 565	15	8	3	2	2	-	-	-	-	-
484	Truck transportation .....	(C)	(D)	(D)	14	7	3	2	2	-	-	-	-	-
51	Information .....	43	183	754	5	2	1	1	1	-	-	-	-	-
52	Finance & insurance .....	105	558	2 623	16	10	3	1	2	-	-	-	-	-
53	Real estate & rental & leasing .....	32	72	291	11	9	2	-	-	-	-	-	-	-
54	Professional, scientific & technical services .....	49	170	768	15	11	4	-	-	-	-	-	-	-
56	Admin, support, waste mgt, remediation services .....	24	115	571	6	4	1	1	-	-	-	-	-	-
61	Educational services .....	(E)	(D)	(D)	5	-	4	-	-	-	-	1	-	-
611	Educational services .....	(E)	(D)	(D)	5	-	4	-	-	-	-	1	-	-
6112	Junior colleges .....	(E)	(D)	(D)	1	-	-	-	-	-	-	1	-	-
61121	Junior colleges .....	(E)	(D)	(D)	1	-	-	-	-	-	-	1	-	-
62	Health care and social assistance .....	839	4 779	21 721	31	15	7	3	4	1	-	1	-	-
621	Ambulatory health care services .....	203	1 163	6 005	19	12	2	1	4	-	-	-	-	-
622	Hospitals .....	(E)	(D)	(D)	1	-	-	-	-	-	-	1	-	-
6221	General medical & surgical hospitals .....	(E)	(D)	(D)	1	-	-	-	-	-	-	1	-	-
62211	General medical & surgical hospitals .....	(E)	(D)	(D)	1	-	-	-	-	-	-	1	-	-
623	Nursing & residential care facilities .....	(C)	(D)	(D)	3	-	1	1	-	1	-	-	-	-
71	Arts, entertainment & recreation .....	(A)	(D)	(D)	2	2	-	-	-	-	-	-	-	-
72	Accommodation & food services .....	272	518	2 295	19	6	1	7	4	1	-	-	-	-
722	Food services & drinking places .....	258	492	2 161	16	4	1	6	4	1	-	-	-	-
7222	Limited-service eating places .....	142	245	1 133	7	1	-	3	2	1	-	-	-	-
72221	Limited-service eating places .....	142	245	1 133	7	1	-	3	2	1	-	-	-	-
722211	Limited-service restaurants .....	142	245	1 133	7	1	-	3	2	1	-	-	-	-
81	Other services (except public administration) .....	56	165	830	20	16	4	-	-	-	-	-	-	-
99	Unclassified establishments .....	5	7	28	5	5	-	-	-	-	-	-	-	-
<b>ALLEN</b>														
	<b>Total</b> .....	<b>4 242</b>	<b>22 068</b>	<b>90 599</b>	<b>212</b>	<b>112</b>	<b>53</b>	<b>22</b>	<b>13</b>	<b>4</b>	<b>4</b>	<b>3</b>	<b>1</b>	<b>-</b>
21	Mining .....	(A)	(D)	(D)	1	1	-	-	-	-	-	-	-	-
22	Utilities .....	(A)	(D)	(D)	1	-	-	1	-	-	-	-	-	-
23	Construction .....	129	511	3 622	27	22	2	2	-	1	-	-	-	-
235	Special trade contractors .....	106	400	3 049	17	14	-	2	-	1	-	-	-	-
31-33	Manufacturing .....	2 085	12 746	51 023	14	4	2	-	3	-	2	2	1	-
315	Apparel manufacturing .....	(C)	(D)	(D)	1	-	-	-	-	-	1	-	-	-
3151	Apparel knitting mills .....	(C)	(D)	(D)	1	-	-	-	-	-	1	-	-	-
31519	Other apparel knitting mills .....	(C)	(D)	(D)	1	-	-	-	-	-	1	-	-	-
335	Electrical equip, appliance & component mfg .....	(F)	(D)	(D)	1	-	-	-	-	-	-	-	1	-
3353	Electrical equipment mfg .....	(F)	(D)	(D)	1	-	-	-	-	-	-	-	1	-
33531	Electrical equipment mfg .....	(F)	(D)	(D)	1	-	-	-	-	-	-	-	1	-
336	Transportation equipment mfg .....	(F)	(D)	(D)	4	1	-	-	-	-	1	2	-	-
3363	Motor vehicle parts mfg .....	(F)	(D)	(D)	3	-	-	-	-	-	1	2	-	-
33632	MV electrical & electronic equipment mfg .....	(C)	(D)	(D)	1	-	-	-	-	-	1	-	-	-
33634	Motor vehicle brake system mfg .....	(E)	(D)	(D)	1	-	-	-	-	-	-	1	-	-
33637	Motor vehicle metal stamping .....	(E)	(D)	(D)	1	-	-	-	-	-	-	1	-	-

Note: Employment-size classes are indicated as follows: A—0 to 19; B—20 to 99; C—100 to 249; E—250 to 499; F—500 to 999; G—1,000 to 2,499; H—2,500 to 4,999; I—5,000 to 9,999; J—10,000 to 24,999; K—25,000 to 49,999; L—50,000 to 99,999; M—100,000 or more.

**Table 6. Counties—Employees, Payroll, and Establishments by Industry: 1999—Con.**

[Excludes most government employees, railroad employees, and self-employed persons. Size class 1 to 4 includes establishments with payroll, but no employees, during mid-March pay period. (D) denotes figures withheld to avoid disclosing data for individual companies; the data are included in broader industry totals. Detailed industries with 100 or more employees are shown if industry was not a (D). For explanation of terms, abbreviations, and data reliability/comparability, see introductory text]

NAICS code	Industry	Number of employees for week including March 12	Payroll (\$1,000)		Total number of establishments	Number of establishments by employment-size class								
			First quarter	Annual		1 to 4	5 to 9	10 to 19	20 to 49	50 to 99	100 to 249	250 to 499	500 to 999	1,000 or more
<b>ALLEN—Con.</b>														
<b>42</b>	<b>Wholesale trade</b> .....	<b>114</b>	<b>674</b>	<b>2 535</b>	<b>12</b>	<b>5</b>	<b>5</b>	<b>1</b>	<b>—</b>	<b>1</b>	<b>—</b>	<b>—</b>	<b>—</b>	<b>—</b>
421	Wholesale trade, durable goods .....	(C)	(D)	(D)	10	4	4	1	—	1	—	—	—	—
<b>44-45</b>	<b>Retail trade</b> .....	<b>401</b>	<b>1 329</b>	<b>6 033</b>	<b>62</b>	<b>33</b>	<b>17</b>	<b>7</b>	<b>4</b>	<b>1</b>	<b>—</b>	<b>—</b>	<b>—</b>	<b>—</b>
445	Food & beverage stores .....	(C)	(D)	(D)	6	2	1	—	2	1	—	—	—	—
4451	Grocery stores .....	108	315	1 283	5	1	1	—	2	1	—	—	—	—
44511	Grocery (except convenience) stores .....	108	315	1 283	5	1	1	—	2	1	—	—	—	—
445110	Grocery (except convenience) stores .....	108	315	1 283	5	1	1	—	2	1	—	—	—	—
<b>51</b>	<b>Information</b> .....	<b>25</b>	<b>72</b>	<b>345</b>	<b>6</b>	<b>4</b>	<b>1</b>	<b>1</b>	<b>—</b>	<b>—</b>	<b>—</b>	<b>—</b>	<b>—</b>	<b>—</b>
<b>52</b>	<b>Finance &amp; insurance</b> .....	<b>132</b>	<b>992</b>	<b>3 835</b>	<b>14</b>	<b>7</b>	<b>4</b>	<b>2</b>	<b>—</b>	<b>1</b>	<b>—</b>	<b>—</b>	<b>—</b>	<b>—</b>
<b>53</b>	<b>Real estate &amp; rental &amp; leasing</b> .....	<b>(B)</b>	<b>(D)</b>	<b>(D)</b>	<b>5</b>	<b>4</b>	<b>—</b>	<b>1</b>	<b>—</b>	<b>—</b>	<b>—</b>	<b>—</b>	<b>—</b>	<b>—</b>
<b>54</b>	<b>Professional, scientific &amp; technical services</b> .....	<b>47</b>	<b>188</b>	<b>724</b>	<b>10</b>	<b>5</b>	<b>4</b>	<b>1</b>	<b>—</b>	<b>—</b>	<b>—</b>	<b>—</b>	<b>—</b>	<b>—</b>
<b>56</b>	<b>Admin, support, waste mgt, remediation services</b> .....	<b>188</b>	<b>617</b>	<b>3 117</b>	<b>5</b>	<b>3</b>	<b>1</b>	<b>—</b>	<b>—</b>	<b>—</b>	<b>1</b>	<b>—</b>	<b>—</b>	<b>—</b>
561	Administrative & support services .....	(C)	(D)	(D)	4	2	1	—	—	—	1	—	—	—
5613	Employment services .....	(C)	(D)	(D)	1	—	—	—	—	—	1	—	—	—
56131	Employment placement agencies .....	(C)	(D)	(D)	1	—	—	—	—	—	1	—	—	—
<b>61</b>	<b>Educational services</b> .....	<b>6</b>	<b>15</b>	<b>57</b>	<b>3</b>	<b>3</b>	<b>—</b>	<b>—</b>	<b>—</b>	<b>—</b>	<b>—</b>	<b>—</b>	<b>—</b>	<b>—</b>
<b>62</b>	<b>Health care and social assistance</b> .....	<b>324</b>	<b>1 224</b>	<b>5 307</b>	<b>13</b>	<b>5</b>	<b>6</b>	<b>—</b>	<b>1</b>	<b>—</b>	<b>1</b>	<b>—</b>	<b>—</b>	<b>—</b>
622	Hospitals .....	(C)	(D)	(D)	1	—	—	—	—	—	1	—	—	—
6221	General medical & surgical hospitals .....	(C)	(D)	(D)	1	—	—	—	—	—	1	—	—	—
62211	General medical & surgical hospitals .....	(C)	(D)	(D)	1	—	—	—	—	—	1	—	—	—
<b>71</b>	<b>Arts, entertainment &amp; recreation</b> .....	<b>12</b>	<b>37</b>	<b>181</b>	<b>4</b>	<b>3</b>	<b>1</b>	<b>—</b>	<b>—</b>	<b>—</b>	<b>—</b>	<b>—</b>	<b>—</b>	<b>—</b>
<b>72</b>	<b>Accommodation &amp; food services</b> .....	<b>230</b>	<b>409</b>	<b>1 931</b>	<b>18</b>	<b>4</b>	<b>5</b>	<b>4</b>	<b>5</b>	<b>—</b>	<b>—</b>	<b>—</b>	<b>—</b>	<b>—</b>
722	Food services & drinking places .....	211	377	1 766	15	3	4	3	5	—	—	—	—	—
7222	Limited-service eating places .....	161	295	1 379	8	1	1	1	5	—	—	—	—	—
72221	Limited-service eating places .....	161	295	1 379	8	1	1	1	5	—	—	—	—	—
<b>81</b>	<b>Other services (except public administration)</b> .....	<b>67</b>	<b>197</b>	<b>896</b>	<b>14</b>	<b>7</b>	<b>5</b>	<b>2</b>	<b>—</b>	<b>—</b>	<b>—</b>	<b>—</b>	<b>—</b>	<b>—</b>
<b>95</b>	<b>Auxiliaries (exc corporate, subsidiary &amp; regional mgt)</b> .....	<b>(E)</b>	<b>(D)</b>	<b>(D)</b>	<b>1</b>	<b>—</b>	<b>—</b>	<b>—</b>	<b>—</b>	<b>—</b>	<b>—</b>	<b>1</b>	<b>—</b>	<b>—</b>
<b>99</b>	<b>Unclassified establishments</b> .....	<b>(A)</b>	<b>(D)</b>	<b>(D)</b>	<b>2</b>	<b>2</b>	<b>—</b>	<b>—</b>	<b>—</b>	<b>—</b>	<b>—</b>	<b>—</b>	<b>—</b>	<b>—</b>
<b>ANDERSON</b>														
	<b>Total</b> .....	<b>3 428</b>	<b>20 067</b>	<b>86 970</b>	<b>289</b>	<b>169</b>	<b>59</b>	<b>31</b>	<b>18</b>	<b>6</b>	<b>4</b>	<b>2</b>	<b>—</b>	<b>—</b>
<b>21</b>	<b>Mining</b> .....	<b>(B)</b>	<b>(D)</b>	<b>(D)</b>	<b>1</b>	<b>—</b>	<b>—</b>	<b>—</b>	<b>1</b>	<b>—</b>	<b>—</b>	<b>—</b>	<b>—</b>	<b>—</b>
<b>22</b>	<b>Utilities</b> .....	<b>(B)</b>	<b>(D)</b>	<b>(D)</b>	<b>2</b>	<b>—</b>	<b>1</b>	<b>—</b>	<b>1</b>	<b>—</b>	<b>—</b>	<b>—</b>	<b>—</b>	<b>—</b>
<b>23</b>	<b>Construction</b> .....	<b>184</b>	<b>900</b>	<b>4 982</b>	<b>46</b>	<b>31</b>	<b>10</b>	<b>4</b>	<b>1</b>	<b>—</b>	<b>—</b>	<b>—</b>	<b>—</b>	<b>—</b>
<b>31-33</b>	<b>Manufacturing</b> .....	<b>1 431</b>	<b>11 662</b>	<b>50 182</b>	<b>18</b>	<b>3</b>	<b>4</b>	<b>4</b>	<b>2</b>	<b>—</b>	<b>3</b>	<b>2</b>	<b>—</b>	<b>—</b>
312	Beverage & tobacco product mfg .....	(C)	(D)	(D)	2	—	—	—	1	—	1	—	—	—
3121	Beverage mfg .....	(C)	(D)	(D)	2	—	—	—	1	—	1	—	—	—
31214	Distilleries .....	(C)	(D)	(D)	2	—	—	—	1	—	1	—	—	—
327	Nonmetallic mineral product mfg .....	(C)	(D)	(D)	2	1	—	—	—	—	1	—	—	—
3271	Clay product & refractory mfg .....	(C)	(D)	(D)	1	—	—	—	—	—	1	—	—	—
32712	Clay building material & refractories mfg .....	(C)	(D)	(D)	1	—	—	—	—	—	1	—	—	—
333	Machinery mfg .....	(C)	(D)	(D)	4	—	2	1	—	—	1	—	—	—
3339	Other general purpose machinery mfg .....	(C)	(D)	(D)	1	—	—	—	—	—	1	—	—	—
33392	Material handling equipment mfg .....	(C)	(D)	(D)	1	—	—	—	—	—	1	—	—	—
335	Electrical equip, appliance & component mfg .....	(E)	(D)	(D)	1	—	—	—	—	—	—	1	—	—
3359	Other electrical equipment & component mfg .....	(E)	(D)	(D)	1	—	—	—	—	—	—	1	—	—
33592	Communication & energy wire & cable mfg .....	(E)	(D)	(D)	1	—	—	—	—	—	—	1	—	—
339	Miscellaneous mfg .....	(E)	(D)	(D)	2	1	—	—	—	—	—	1	—	—
3399	Other miscellaneous mfg .....	(E)	(D)	(D)	2	1	—	—	—	—	—	1	—	—
33999	All other misc mfg .....	(E)	(D)	(D)	2	1	—	—	—	—	—	1	—	—
<b>42</b>	<b>Wholesale trade</b> .....	<b>(B)</b>	<b>(D)</b>	<b>(D)</b>	<b>11</b>	<b>8</b>	<b>3</b>	<b>—</b>	<b>—</b>	<b>—</b>	<b>—</b>	<b>—</b>	<b>—</b>	<b>—</b>
<b>44-45</b>	<b>Retail trade</b> .....	<b>558</b>	<b>2 020</b>	<b>8 532</b>	<b>56</b>	<b>26</b>	<b>14</b>	<b>11</b>	<b>3</b>	<b>1</b>	<b>1</b>	<b>—</b>	<b>—</b>	<b>—</b>
445	Food & beverage stores .....	162	404	1 789	11	4	4	1	1	1	—	—	—	—
4451	Grocery stores .....	(C)	(D)	(D)	5	2	—	1	1	1	—	—	—	—
44511	Grocery (except convenience) stores .....	114	286	1 295	4	2	—	—	1	1	—	—	—	—
445110	Grocery (except convenience) stores .....	114	286	1 295	4	2	—	—	1	1	—	—	—	—
452	General merchandise stores .....	(C)	(D)	(D)	2	—	1	—	—	—	1	—	—	—
4521	Department stores .....	(C)	(D)	(D)	1	—	—	—	—	—	1	—	—	—
45211	Department stores .....	(C)	(D)	(D)	1	—	—	—	—	—	1	—	—	—
<b>48-49</b>	<b>Transportation &amp; warehousing</b> .....	<b>170</b>	<b>1 144</b>	<b>4 678</b>	<b>8</b>	<b>5</b>	<b>—</b>	<b>—</b>	<b>1</b>	<b>2</b>	<b>—</b>	<b>—</b>	<b>—</b>	<b>—</b>
484	Truck transportation .....	(C)	(D)	(D)	7	4	—	—	1	2	—	—	—	—
<b>51</b>	<b>Information</b> .....	<b>15</b>	<b>102</b>	<b>508</b>	<b>3</b>	<b>2</b>	<b>—</b>	<b>1</b>	<b>—</b>	<b>—</b>	<b>—</b>	<b>—</b>	<b>—</b>	<b>—</b>
<b>52</b>	<b>Finance &amp; insurance</b> .....	<b>78</b>	<b>523</b>	<b>2 235</b>	<b>15</b>	<b>10</b>	<b>3</b>	<b>1</b>	<b>1</b>	<b>—</b>	<b>—</b>	<b>—</b>	<b>—</b>	<b>—</b>
<b>53</b>	<b>Real estate &amp; rental &amp; leasing</b> .....	<b>(A)</b>	<b>(D)</b>	<b>(D)</b>	<b>7</b>	<b>6</b>	<b>1</b>	<b>—</b>	<b>—</b>	<b>—</b>	<b>—</b>	<b>—</b>	<b>—</b>	<b>—</b>

Note: Employment-size classes are indicated as follows: A—0 to 19; B—20 to 99; C—100 to 249; E—250 to 499; F—500 to 999; G—1,000 to 2,499; H—2,500 to 4,999; I—5,000 to 9,999; J—10,000 to 24,999; K—25,000 to 49,999; L—50,000 to 99,999; M—100,000 or more.



**Table 6. Counties—Employees, Payroll, and Establishments by Industry: 1999—Con.**

[Excludes most government employees, railroad employees, and self-employed persons. Size class 1 to 4 includes establishments with payroll, but no employees, during mid-March pay period. (D) denotes figures withheld to avoid disclosing data for individual companies; the data are included in broader industry totals. Detailed industries with 100 or more employees are shown if industry was not a (D). For explanation of terms, abbreviations, and data reliability/comparability, see introductory text]

NAICS code	Industry	Number of employees for week including March 12	Payroll (\$1,000)		Total number of establishments	Number of establishments by employment-size class								
			First quarter	Annual		1 to 4	5 to 9	10 to 19	20 to 49	50 to 99	100 to 249	250 to 499	500 to 999	1,000 or more
<b>ANDERSON—Con.</b>														
54	Professional, scientific & technical services	59	260	1 145	23	19	2	2	—	—	—	—	—	—
55	Management of companies & enterprises	(A)	(D)	(D)	1	—	1	—	—	—	—	—	—	—
56	Admin, support, waste mgt, remediation services	46	229	597	4	2	1	—	1	—	—	—	—	—
62	Health care and social assistance	225	1 111	4 528	27	14	10	2	—	1	—	—	—	—
623	Nursing & residential care facilities	(C)	(D)	(D)	2	1	—	—	—	1	—	—	—	—
71	Arts, entertainment & recreation	5	15	171	4	4	—	—	—	—	—	—	—	—
72	Accommodation & food services	332	568	2 396	16	5	1	3	5	2	—	—	—	—
722	Food services & drinking places	332	568	2 396	16	5	1	3	5	2	—	—	—	—
7222	Limited-service eating places	242	414	1 779	9	3	—	1	3	2	—	—	—	—
72221	Limited-service eating places	242	414	1 779	9	3	—	1	3	2	—	—	—	—
722211	Limited-service restaurants	242	414	1 779	9	3	—	1	3	2	—	—	—	—
81	Other services (except public administration)	213	700	3 190	44	31	8	3	2	—	—	—	—	—
813	Religious, grantmaking, civic, prof & like organizations	122	387	1 695	21	13	4	3	1	—	—	—	—	—
99	Unclassified establishments	(A)	(D)	(D)	3	3	—	—	—	—	—	—	—	—
<b>BALLARD</b>														
	Total	1 871	14 643	61 872	161	101	25	17	12	4	1	—	1	—
11	Forestry, fishing, hunting, and agriculture support	(A)	(D)	(D)	1	1	—	—	—	—	—	—	—	—
22	Utilities	(A)	(D)	(D)	3	1	2	—	—	—	—	—	—	—
23	Construction	184	938	4 732	25	16	5	2	1	1	—	—	—	—
235	Special trade contractors	112	688	3 435	13	9	2	1	—	1	—	—	—	—
31-33	Manufacturing	774	9 775	40 192	11	3	1	2	3	1	—	—	1	—
322	Paper mfg	(F)	(D)	(D)	1	—	—	—	—	—	—	—	1	—
3221	Pulp, paper & paperboard mills	(F)	(D)	(D)	1	—	—	—	—	—	—	—	1	—
32212	Paper mills	(F)	(D)	(D)	1	—	—	—	—	—	—	—	1	—
42	Wholesale trade	53	288	1 209	7	4	2	—	1	—	—	—	—	—
44-45	Retail trade	263	958	4 208	34	19	6	5	3	1	—	—	—	—
48-49	Transportation & warehousing	(A)	(D)	(D)	2	1	—	1	—	—	—	—	—	—
51	Information	(C)	(D)	(D)	2	—	—	—	1	—	1	—	—	—
513	Broadcasting & telecommunications	(C)	(D)	(D)	2	—	—	—	1	—	1	—	—	—
5132	Cable networks & program distribution	(C)	(D)	(D)	1	—	—	—	—	—	1	—	—	—
51322	Cable & other program distribution	(C)	(D)	(D)	1	—	—	—	—	—	1	—	—	—
52	Finance & insurance	66	633	1 844	12	6	3	3	—	—	—	—	—	—
53	Real estate & rental & leasing	(A)	(D)	(D)	4	3	1	—	—	—	—	—	—	—
54	Professional, scientific & technical services	57	368	2 382	9	5	2	1	1	—	—	—	—	—
56	Admin, support, waste mgt, remediation services	14	52	287	3	2	1	—	—	—	—	—	—	—
62	Health care and social assistance	132	422	1 818	10	8	—	1	—	1	—	—	—	—
623	Nursing & residential care facilities	(C)	(D)	(D)	2	—	—	1	—	1	—	—	—	—
71	Arts, entertainment & recreation	(A)	(D)	(D)	1	—	1	—	—	—	—	—	—	—
72	Accommodation & food services	53	92	444	7	5	—	1	1	—	—	—	—	—
81	Other services (except public administration)	92	221	921	25	22	1	1	1	—	—	—	—	—
99	Unclassified establishments	2	2	26	5	5	—	—	—	—	—	—	—	—
<b>BARREN</b>														
	Total	15 447	84 366	370 915	870	423	190	135	75	26	10	6	4	1
11	Forestry, fishing, hunting, and agriculture support	(A)	(D)	(D)	3	2	—	1	—	—	—	—	—	—
21	Mining	27	131	601	9	6	3	—	—	—	—	—	—	—
22	Utilities	(B)	(D)	(D)	2	—	1	—	—	1	—	—	—	—
23	Construction	731	4 228	20 334	91	54	18	11	5	3	—	—	—	—
233	Building, developing & general contracting	(C)	(D)	(D)	25	16	4	4	—	1	—	—	—	—
2333	Nonresidential building construction	128	1 191	4 417	5	1	—	3	—	1	—	—	—	—
23332	Commercial & institutional bldg construction	128	1 191	4 417	5	1	—	3	—	1	—	—	—	—
233320	Commercial & institutional bldg construction	128	1 191	4 417	5	1	—	3	—	1	—	—	—	—
235	Special trade contractors	481	2 492	12 945	63	36	14	7	4	2	—	—	—	—
2351	Plumbing, heating & AC contractor	219	1 466	6 929	17	6	7	2	—	2	—	—	—	—
23511	Plumbing, heating & AC contractor	219	1 466	6 929	17	6	7	2	—	2	—	—	—	—
235110	Plumbing, heating & AC contractor	219	1 466	6 929	17	6	7	2	—	2	—	—	—	—

Note: Employment-size classes are indicated as follows: A—0 to 19; B—20 to 99; C—100 to 249; E—250 to 499; F—500 to 999; G—1,000 to 2,499; H—2,500 to 4,999; I—5,000 to 9,999; J—10,000 to 24,999; K—25,000 to 49,999; L—50,000 to 99,999; M—100,000 or more.

**Table 6. Counties—Employees, Payroll, and Establishments by Industry: 1999—Con.**

[Excludes most government employees, railroad employees, and self-employed persons. Size class 1 to 4 includes establishments with payroll, but no employees, during mid-March pay period. (D) denotes figures withheld to avoid disclosing data for individual companies; the data are included in broader industry totals. Detailed industries with 100 or more employees are shown if industry was not a (D). For explanation of terms, abbreviations, and data reliability/comparability, see introductory text]

NAICS code	Industry	Number of employees for week including March 12	Payroll (\$1,000)		Total number of establishments	Number of establishments by employment-size class									
			First quarter	Annual		1 to 4	5 to 9	10 to 19	20 to 49	50 to 99	100 to 249	250 to 499	500 to 999	1,000 or more	
<b>BARREN—Con.</b>															
<b>31-33</b>	<b>Manufacturing</b>	<b>5 754</b>	<b>42 533</b>	<b>185 314</b>	<b>58</b>	<b>13</b>	<b>6</b>	<b>11</b>	<b>11</b>	<b>7</b>	<b>3</b>	<b>3</b>	<b>3</b>	<b>1</b>	
311	Food mfg	(C)	(D)	(D)	7	1	1	1	3	1	—	—	—	—	
315	Apparel manufacturing	(C)	(D)	(D)	3	1	—	—	1	—	1	—	—	—	
3152	Cut & sew apparel mfg	(C)	(D)	(D)	3	1	—	—	1	—	1	—	—	—	
31522	Men's, boys' cut & sew apparel mfg	(C)	(D)	(D)	2	—	—	—	1	—	1	—	—	—	
321	Wood product mfg	224	1 037	4 512	7	2	—	2	1	2	—	—	—	—	
3211	Sawmills & wood preservation	(C)	(D)	(D)	6	2	—	2	1	1	—	—	—	—	
32111	Sawmills & wood preservation	(C)	(D)	(D)	6	2	—	2	1	1	—	—	—	—	
323	Printing & related support activities	(G)	(D)	(D)	2	—	—	—	1	—	—	—	—	1	
3231	Printing & related support activities	(G)	(D)	(D)	2	—	—	—	1	—	—	—	—	1	
32311	Printing	(G)	(D)	(D)	2	—	—	—	1	—	—	—	—	1	
326	Plastics & rubber products mfg	(C)	(D)	(D)	2	—	—	—	—	2	—	—	—	—	
331	Primary metal mfg	(E)	(D)	(D)	1	—	—	—	—	—	1	—	—	—	
3315	Foundries	(E)	(D)	(D)	1	—	—	—	—	—	1	—	—	—	
33152	Nonferrous metal foundries	(E)	(D)	(D)	1	—	—	—	—	—	1	—	—	—	
332	Fabricated metal product mfg	608	6 049	25 037	9	3	2	2	1	—	—	—	1	—	
3329	Other fabricated metal product mfg	(F)	(D)	(D)	3	1	—	—	1	—	—	—	1	—	
33299	All other fabricated metal product mfg	(F)	(D)	(D)	3	1	—	—	1	—	—	—	1	—	
333	Machinery mfg	233	1 871	9 360	6	2	—	1	2	—	1	—	—	—	
3339	Other general purpose machinery mfg	(C)	(D)	(D)	3	—	—	—	2	—	1	—	—	—	
33392	Material handling equipment mfg	(C)	(D)	(D)	2	—	—	—	1	—	1	—	—	—	
336	Transportation equipment mfg	2 153	15 782	71 703	6	—	—	—	1	1	—	2	2	—	
3363	Motor vehicle parts mfg	(G)	(D)	(D)	5	—	—	—	—	1	—	2	2	—	
33634	Motor vehicle brake system mfg	1 192	10 281	47 994	3	—	—	—	—	1	—	1	1	—	
336340	Motor vehicle brake system mfg	1 192	10 281	47 994	3	—	—	—	—	1	—	1	1	—	
33635	MV transmission & power train parts mfg	(E)	(D)	(D)	1	—	—	—	—	—	—	1	—	—	
33636	Motor vehicle seating & interior trim mfg	(F)	(D)	(D)	1	—	—	—	—	—	—	1	—	—	
337	Furniture & related product mfg	(C)	(D)	(D)	4	2	1	—	—	—	1	—	—	—	
3372	Office furniture (including fixtures) mfg	(C)	(D)	(D)	1	—	—	—	—	—	1	—	—	—	
33721	Office furniture (including fixtures) mfg	(C)	(D)	(D)	1	—	—	—	—	—	1	—	—	—	
<b>42</b>	<b>Wholesale trade</b>	<b>322</b>	<b>1 562</b>	<b>6 777</b>	<b>35</b>	<b>19</b>	<b>6</b>	<b>4</b>	<b>6</b>	—	—	—	—	—	
421	Wholesale trade, durable goods	163	797	3 561	18	10	2	3	3	—	—	—	—	—	
422	Wholesale trade, nondurable goods	159	765	3 216	17	9	4	1	3	—	—	—	—	—	
<b>44-45</b>	<b>Retail trade</b>	<b>2 287</b>	<b>8 978</b>	<b>37 758</b>	<b>207</b>	<b>88</b>	<b>58</b>	<b>36</b>	<b>19</b>	<b>3</b>	<b>2</b>	<b>1</b>	—	—	
441	Motor vehicle & parts dealers	285	1 557	6 606	27	12	5	6	3	1	—	—	—	—	
4411	Automobile dealers	170	1 074	4 528	11	6	1	—	3	1	—	—	—	—	
44111	New car dealers	158	1 041	4 364	6	2	—	—	3	1	—	—	—	—	
441110	New car dealers	158	1 041	4 364	6	2	—	—	3	1	—	—	—	—	
444	Bldg material & garden equip & supp dealers	274	1 340	5 952	24	8	5	8	2	1	—	—	—	—	
4441	Building material & supplies dealers	162	811	3 489	14	6	3	3	1	1	—	—	—	—	
4442	Lawn & garden equip & supplies stores	112	529	2 463	10	2	2	5	1	—	—	—	—	—	
44422	Nursery & garden centers	(C)	(D)	(D)	8	1	1	5	1	—	—	—	—	—	
445	Food & beverage stores	380	1 108	4 655	19	7	3	2	5	1	1	—	—	—	
4451	Grocery stores	(E)	(D)	(D)	17	5	3	2	5	1	1	—	—	—	
44511	Grocery (except convenience) stores	365	1 079	4 504	14	4	1	2	5	1	1	—	—	—	
445110	Grocery (except convenience) stores	365	1 079	4 504	14	4	1	2	5	1	1	—	—	—	
446	Health & personal care stores	157	897	3 383	14	4	4	4	2	—	—	—	—	—	
4461	Health & personal care stores	157	897	3 383	14	4	4	4	2	—	—	—	—	—	
44611	Pharmacies & drug stores	(C)	(D)	(D)	11	2	3	4	2	—	—	—	—	—	
447	Gasoline stations	269	733	3 181	38	13	15	9	1	—	—	—	—	—	
4471	Gasoline stations	269	733	3 181	38	13	15	9	1	—	—	—	—	—	
44711	Gasoline stations with convenience stores	223	612	2 624	27	6	12	8	1	—	—	—	—	—	
447110	Gasoline stations with convenience stores	223	612	2 624	27	6	12	8	1	—	—	—	—	—	
448	Clothing & clothing accessories stores	112	218	1 098	20	12	6	—	2	—	—	—	—	—	
452	General merchandise stores	506	2 042	7 585	10	2	4	—	2	—	1	1	—	—	
4521	Department stores	(E)	(D)	(D)	2	—	—	—	—	—	1	1	—	—	
45211	Department stores	(E)	(D)	(D)	2	—	—	—	—	—	1	1	—	—	
453	Miscellaneous store retailers	149	500	2 486	25	15	4	5	1	—	—	—	—	—	
<b>48-49</b>	<b>Transportation &amp; warehousing</b>	<b>106</b>	<b>582</b>	<b>2 590</b>	<b>24</b>	<b>18</b>	<b>2</b>	<b>3</b>	<b>1</b>	—	—	—	—	—	
<b>51</b>	<b>Information</b>	<b>276</b>	<b>1 881</b>	<b>7 876</b>	<b>13</b>	<b>3</b>	<b>1</b>	<b>5</b>	<b>3</b>	<b>1</b>	—	—	—	—	
513	Broadcasting & telecommunications	170	1 325	5 890	8	2	—	4	1	1	—	—	—	—	
5133	Telecommunications	(C)	(D)	(D)	5	2	—	2	—	1	—	—	—	—	
51331	Wired telecommunications carriers	(C)	(D)	(D)	3	—	—	2	—	1	—	—	—	—	
<b>52</b>	<b>Finance &amp; insurance</b>	<b>360</b>	<b>2 554</b>	<b>10 386</b>	<b>41</b>	<b>20</b>	<b>15</b>	<b>3</b>	<b>1</b>	<b>2</b>	—	—	—	—	
522	Credit intermediation & related activities	298	1 941	7 535	24	7	12	2	1	2	—	—	—	—	
5221	Depository credit intermediation	(E)	(D)	(D)	18	3	10	2	1	2	—	—	—	—	
52211	Commercial banking	264	1 742	6 673	16	2	9	2	1	2	—	—	—	—	
522110	Commercial banking	264	1 742	6 673	16	2	9	2	1	2	—	—	—	—	
<b>53</b>	<b>Real estate &amp; rental &amp; leasing</b>	<b>83</b>	<b>290</b>	<b>1 336</b>	<b>24</b>	<b>20</b>	<b>1</b>	<b>3</b>	—	—	—	—	—	—	

Note: Employment-size classes are indicated as follows: A—0 to 19; B—20 to 99; C—100 to 249; E—250 to 499; F—500 to 999; G—1,000 to 2,499; H—2,500 to 4,999; I—5,000 to 9,999; J—10,000 to 24,999; K—25,000 to 49,999; L—50,000 to 99,999; M—100,000 or more.

**Table 6. Counties—Employees, Payroll, and Establishments by Industry: 1999—Con.**

[Excludes most government employees, railroad employees, and self-employed persons. Size class 1 to 4 includes establishments with payroll, but no employees, during mid-March pay period. (D) denotes figures withheld to avoid disclosing data for individual companies; the data are included in broader industry totals. Detailed industries with 100 or more employees are shown if industry was not a (D). For explanation of terms, abbreviations, and data reliability/comparability, see introductory text]

NAICS code	Industry	Number of employees for week including March 12	Payroll (\$1,000)		Total number of establishments	Number of establishments by employment-size class									
			First quarter	Annual		1 to 4	5 to 9	10 to 19	20 to 49	50 to 99	100 to 249	250 to 499	500 to 999	1,000 or more	
<b>BARREN—Con.</b>															
<b>54</b>	<b>Professional, scientific &amp; technical services</b>	<b>379</b>	<b>1 829</b>	<b>7 419</b>	<b>48</b>	<b>27</b>	<b>12</b>	<b>7</b>	<b>1</b>	—	<b>1</b>	—	—	—	
541	Professional, scientific & technical services	379	1 829	7 419	48	27	12	7	1	—	1	—	—	—	
5418	Advertising & related services	(C)	(D)	(D)	1	—	—	—	—	—	1	—	—	—	
54181	Advertising agencies	(C)	(D)	(D)	1	—	—	—	—	—	1	—	—	—	
<b>55</b>	<b>Management of companies &amp; enterprises</b>	<b>24</b>	<b>224</b>	<b>623</b>	<b>4</b>	<b>2</b>	<b>1</b>	<b>1</b>	—	—	—	—	—	—	
<b>56</b>	<b>Admin. support, waste mgt, remediation services</b>	<b>752</b>	<b>2 100</b>	<b>9 885</b>	<b>34</b>	<b>18</b>	<b>6</b>	<b>5</b>	<b>3</b>	—	<b>1</b>	<b>1</b>	—	—	
561	Administrative & support services	(F)	(D)	(D)	32	18	5	4	3	—	1	1	—	—	
5613	Employment services	599	1 317	5 772	4	—	—	1	1	—	1	1	—	—	
56131	Employment placement agencies	(C)	(D)	(D)	1	—	—	—	—	—	1	—	—	—	
56132	Temporary help services	(E)	(D)	(D)	2	—	—	—	1	—	—	1	—	—	
<b>61</b>	<b>Educational services</b>	<b>31</b>	<b>57</b>	<b>224</b>	<b>5</b>	<b>2</b>	<b>2</b>	<b>1</b>	—	—	—	—	—	—	
<b>62</b>	<b>Health care and social assistance</b>	<b>1 987</b>	<b>10 668</b>	<b>50 452</b>	<b>80</b>	<b>33</b>	<b>27</b>	<b>12</b>	<b>2</b>	<b>3</b>	<b>1</b>	<b>1</b>	<b>1</b>	—	
621	Ambulatory health care services	485	3 410	18 638	64	28	21	12	2	1	—	—	—	—	
6211	Offices of physicians	232	2 184	13 054	33	16	10	5	2	—	—	—	—	—	
62111	Offices of physicians	232	2 184	13 054	33	16	10	5	2	—	—	—	—	—	
621111	Offices of physicians (exc mental health)	232	2 184	13 054	33	16	10	5	2	—	—	—	—	—	
6213	Offices of other health practitioners	139	655	2 910	15	6	6	2	—	1	—	—	—	—	
622	Hospitals	(F)	(D)	(D)	1	—	—	—	—	—	—	—	1	—	
6221	General medical & surgical hospitals	(F)	(D)	(D)	1	—	—	—	—	—	—	—	1	—	
62211	General medical & surgical hospitals	(F)	(D)	(D)	1	—	—	—	—	—	—	—	1	—	
623	Nursing & residential care facilities	(F)	(D)	(D)	5	—	1	—	—	2	1	1	—	—	
6231	Nursing care facilities	(F)	(D)	(D)	4	—	—	—	—	2	1	1	—	—	
62311	Nursing care facilities	(F)	(D)	(D)	4	—	—	—	—	2	1	1	—	—	
<b>71</b>	<b>Arts, entertainment &amp; recreation</b>	<b>114</b>	<b>210</b>	<b>1 143</b>	<b>15</b>	<b>10</b>	<b>3</b>	<b>1</b>	—	<b>1</b>	—	—	—	—	
713	Amusement, gambling & recreation industries	(C)	(D)	(D)	13	8	3	1	—	1	—	—	—	—	
7139	Other amusement & recreation industries	104	186	921	11	7	2	1	—	1	—	—	—	—	
<b>72</b>	<b>Accommodation &amp; food services</b>	<b>1 577</b>	<b>3 254</b>	<b>16 454</b>	<b>93</b>	<b>31</b>	<b>12</b>	<b>23</b>	<b>22</b>	<b>4</b>	<b>1</b>	—	—	—	
721	Accommodation	(C)	(D)	(D)	21	10	2	8	1	—	—	—	—	—	
7211	Traveler accommodation	(C)	(D)	(D)	18	8	2	7	1	—	—	—	—	—	
72111	Hotels (exc casino hotels) & motels	118	246	1 352	15	6	2	6	1	—	—	—	—	—	
721110	Hotels (exc casino hotels) & motels	118	246	1 352	15	6	2	6	1	—	—	—	—	—	
722	Food services & drinking places	(G)	(D)	(D)	72	21	10	15	21	4	1	—	—	—	
7221	Full-service restaurants	523	1 143	6 357	32	10	6	7	7	2	—	—	—	—	
72211	Full-service restaurants	523	1 143	6 357	32	10	6	7	7	2	—	—	—	—	
722110	Full-service restaurants	523	1 143	6 357	32	10	6	7	7	2	—	—	—	—	
7222	Limited-service eating places	899	1 793	8 429	39	10	4	8	14	2	1	—	—	—	
72221	Limited-service eating places	899	1 793	8 429	39	10	4	8	14	2	1	—	—	—	
722211	Limited-service restaurants	867	1 748	8 230	35	8	3	8	13	2	1	—	—	—	
<b>81</b>	<b>Other services (except public administration)</b>	<b>355</b>	<b>1 701</b>	<b>5 552</b>	<b>76</b>	<b>51</b>	<b>16</b>	<b>7</b>	<b>1</b>	<b>1</b>	—	—	—	—	
811	Repair & maintenance	139	1 070	3 063	24	16	5	2	—	1	—	—	—	—	
813	Religious, grantmaking, civic, prof & like organizations	144	355	1 509	34	25	4	4	1	—	—	—	—	—	
8131	Religious organizations	133	317	1 356	28	19	4	4	1	—	—	—	—	—	
81311	Religious organizations	133	317	1 356	28	19	4	4	1	—	—	—	—	—	
813110	Religious organizations	133	317	1 356	28	19	4	4	1	—	—	—	—	—	
<b>95</b>	<b>Auxiliaries (exc corporate, subsidiary &amp; regional mgt)</b>	<b>(C)</b>	<b>(D)</b>	<b>(D)</b>	<b>2</b>	—	—	<b>1</b>	—	—	<b>1</b>	—	—	—	
<b>99</b>	<b>Unclassified establishments</b>	<b>2</b>	<b>4</b>	<b>71</b>	<b>6</b>	<b>6</b>	—	—	—	—	—	—	—	—	
<b>BATH</b>															
	<b>Total</b>	<b>1 407</b>	<b>6 569</b>	<b>28 493</b>	<b>177</b>	<b>113</b>	<b>31</b>	<b>17</b>	<b>14</b>	<b>1</b>	—	<b>1</b>	—	—	
<b>11</b>	<b>Forestry, fishing, hunting, and agriculture support</b>	<b>(A)</b>	<b>(D)</b>	<b>(D)</b>	<b>1</b>	<b>1</b>	—	—	—	—	—	—	—	—	
<b>22</b>	<b>Utilities</b>	<b>(A)</b>	<b>(D)</b>	<b>(D)</b>	<b>1</b>	—	<b>1</b>	—	—	—	—	—	—	—	
<b>23</b>	<b>Construction</b>	<b>169</b>	<b>1 109</b>	<b>5 265</b>	<b>34</b>	<b>25</b>	<b>6</b>	<b>1</b>	<b>2</b>	—	—	—	—	—	
234	Heavy construction	106	950	4 105	8	3	3	—	2	—	—	—	—	—	
<b>31-33</b>	<b>Manufacturing</b>	<b>434</b>	<b>2 295</b>	<b>9 563</b>	<b>11</b>	<b>5</b>	<b>2</b>	<b>1</b>	<b>1</b>	<b>1</b>	—	<b>1</b>	—	—	
315	Apparel manufacturing	(E)	(D)	(D)	1	—	—	—	—	—	—	1	—	—	
3152	Cut & sew apparel mfg	(E)	(D)	(D)	1	—	—	—	—	—	—	1	—	—	
31522	Men's, boys' cut & sew apparel mfg	(E)	(D)	(D)	1	—	—	—	—	—	—	1	—	—	
<b>42</b>	<b>Wholesale trade</b>	<b>(A)</b>	<b>(D)</b>	<b>(D)</b>	<b>1</b>	—	<b>1</b>	—	—	—	—	—	—	—	
<b>44-45</b>	<b>Retail trade</b>	<b>229</b>	<b>690</b>	<b>3 017</b>	<b>40</b>	<b>23</b>	<b>11</b>	<b>4</b>	<b>2</b>	—	—	—	—	—	
<b>48-49</b>	<b>Transportation &amp; warehousing</b>	<b>50</b>	<b>430</b>	<b>1 901</b>	<b>5</b>	<b>2</b>	<b>1</b>	<b>1</b>	<b>1</b>	—	—	—	—	—	
<b>51</b>	<b>Information</b>	<b>27</b>	<b>74</b>	<b>287</b>	<b>3</b>	<b>1</b>	<b>1</b>	<b>1</b>	—	—	—	—	—	—	
<b>52</b>	<b>Finance &amp; insurance</b>	<b>86</b>	<b>511</b>	<b>1 921</b>	<b>10</b>	<b>4</b>	<b>1</b>	<b>4</b>	<b>1</b>	—	—	—	—	—	
<b>53</b>	<b>Real estate &amp; rental &amp; leasing</b>	<b>13</b>	<b>25</b>	<b>110</b>	<b>9</b>	<b>9</b>	—	—	—	—	—	—	—	—	

Note: Employment-size classes are indicated as follows: A—0 to 19; B—20 to 99; C—100 to 249; E—250 to 499; F—500 to 999; G—1,000 to 2,499; H—2,500 to 4,999; I—5,000 to 9,999; J—10,000 to 24,999; K—25,000 to 49,999; L—50,000 to 99,999; M—100,000 or more.

**Table 6. Counties—Employees, Payroll, and Establishments by Industry: 1999—Con.**

[Excludes most government employees, railroad employees, and self-employed persons. Size class 1 to 4 includes establishments with payroll, but no employees, during mid-March pay period. (D) denotes figures withheld to avoid disclosing data for individual companies; the data are included in broader industry totals. Detailed industries with 100 or more employees are shown if industry was not a (D). For explanation of terms, abbreviations, and data reliability/comparability, see introductory text]

NAICS code	Industry	Number of employees for week including March 12	Payroll (\$1,000)		Total number of establishments	Number of establishments by employment-size class									
			First quarter	Annual		1 to 4	5 to 9	10 to 19	20 to 49	50 to 99	100 to 249	250 to 499	500 to 999	1,000 or more	
<b>BATH—Con.</b>															
54	Professional, scientific & technical services.....	37	99	459	13	10	3	—	—	—	—	—	—	—	
55	Management of companies & enterprises . . .	(A)	(D)	(D)	1	1	—	—	—	—	—	—	—	—	
56	Admin, support, waste mgt, remediation services.....	(B)	(D)	(D)	1	—	—	—	1	—	—	—	—	—	
62	Health care and social assistance.....	184	796	3 306	14	6	—	4	4	—	—	—	—	—	
71	Arts, entertainment & recreation.....	(A)	(D)	(D)	2	2	—	—	—	—	—	—	—	—	
72	Accommodation & food services.....	99	161	687	9	2	4	1	2	—	—	—	—	—	
81	Other services (except public administration).....	38	105	460	18	18	—	—	—	—	—	—	—	—	
99	Unclassified establishments.....	—	—	29	4	4	—	—	—	—	—	—	—	—	
<b>BELL</b>															
	Total.....	7 797	37 859	164 699	629	341	151	59	46	16	13	3	—	—	
11	Forestry, fishing, hunting, and agriculture support.....	39	127	627	10	7	2	1	—	—	—	—	—	—	
21	Mining.....	747	6 542	27 327	22	8	3	2	1	5	3	—	—	—	
212	Mining (except oil & gas).....	(F)	(D)	(D)	19	6	2	2	1	5	3	—	—	—	
2121	Coal mining.....	724	6 447	26 027	18	6	2	1	1	5	3	—	—	—	
21211	Coal mining.....	724	6 447	26 027	18	6	2	1	1	5	3	—	—	—	
212111	Bituminous coal & lignite surface mining.....	362	2 921	12 467	10	3	1	1	1	3	1	—	—	—	
212112	Bituminous coal underground mining.....	362	3 526	13 560	8	3	1	—	—	2	2	—	—	—	
22	Utilities.....	(C)	(D)	(D)	4	—	1	—	2	1	—	—	—	—	
221	Utilities.....	(C)	(D)	(D)	4	—	1	—	2	1	—	—	—	—	
2211	Elec pwr generation, transmsn & distribution.....	(C)	(D)	(D)	3	—	—	—	2	1	—	—	—	—	
23	Construction.....	176	742	3 360	30	17	6	5	2	—	—	—	—	—	
235	Special trade contractors.....	113	475	2 003	21	12	5	3	1	—	—	—	—	—	
31-33	Manufacturing.....	916	4 593	21 078	27	10	5	5	2	2	3	—	—	—	
311	Food mfg.....	(C)	(D)	(D)	3	2	—	—	—	—	1	—	—	—	
3116	Animal slaughtering & processing.....	(C)	(D)	(D)	1	—	—	—	—	—	1	—	—	—	
31161	Animal slaughtering & processing.....	(C)	(D)	(D)	1	—	—	—	—	—	1	—	—	—	
315	Apparel manufacturing.....	(C)	(D)	(D)	1	—	—	—	—	—	1	—	—	—	
3152	Cut & sew apparel mfg.....	(C)	(D)	(D)	1	—	—	—	—	—	1	—	—	—	
31522	Men's, boys' cut & sew apparel mfg.....	(C)	(D)	(D)	1	—	—	—	—	—	1	—	—	—	
326	Plastics & rubber products mfg.....	(C)	(D)	(D)	1	—	—	—	—	—	1	—	—	—	
3261	Plastics product mfg.....	(C)	(D)	(D)	1	—	—	—	—	—	1	—	—	—	
32612	Plastics pipe, pipe fitting, & unsupported profile shape mfg.....	(C)	(D)	(D)	1	—	—	—	—	—	1	—	—	—	
42	Wholesale trade.....	278	2 016	8 956	21	5	10	—	5	1	—	—	—	—	
421	Wholesale trade, durable goods.....	156	1 523	6 815	10	2	5	—	2	1	—	—	—	—	
422	Wholesale trade, nondurable goods.....	122	493	2 141	11	3	5	—	3	—	—	—	—	—	
44-45	Retail trade.....	1 854	6 177	27 236	153	81	48	10	7	3	3	1	—	—	
441	Motor vehicle & parts dealers.....	183	815	3 432	29	15	9	2	3	—	—	—	—	—	
445	Food & beverage stores.....	597	1 487	6 707	21	14	3	—	—	1	3	—	—	—	
4451	Grocery stores.....	(F)	(D)	(D)	19	12	3	—	—	1	3	—	—	—	
44511	Grocery (except convenience) stores.....	583	1 459	6 614	17	11	2	—	—	1	3	—	—	—	
445110	Grocery (except convenience) stores.....	583	1 459	6 614	17	11	2	—	—	1	3	—	—	—	
448	Clothing & clothing accessories stores.....	148	343	1 788	22	11	9	—	2	—	—	—	—	—	
452	General merchandise stores.....	586	2 181	9 274	11	1	5	—	2	2	—	1	—	—	
4521	Department stores.....	(C)	(D)	(D)	2	—	—	—	—	2	—	—	—	—	
45211	Department stores.....	(C)	(D)	(D)	2	—	—	—	—	2	—	—	—	—	
4529	Other general merchandise stores.....	(E)	(D)	(D)	9	1	5	—	2	—	—	1	—	—	
45291	Warehouse clubs & superstores.....	(E)	(D)	(D)	1	—	—	—	—	—	—	1	—	—	
48-49	Transportation & warehousing.....	246	1 180	4 873	39	27	6	2	4	—	—	—	—	—	
484	Truck transportation.....	(C)	(D)	(D)	35	24	6	2	3	—	—	—	—	—	
4842	Specialized freight trucking.....	180	798	3 175	26	16	5	2	3	—	—	—	—	—	
48422	Specialized freight (exc used) trucking, local.....	165	761	3 047	23	14	5	1	3	—	—	—	—	—	
484220	Specialized freight (exc used) trucking, local.....	165	761	3 047	23	14	5	1	3	—	—	—	—	—	
51	Information.....	94	541	2 115	15	7	6	1	1	—	—	—	—	—	
52	Finance & insurance.....	256	1 611	6 966	32	20	6	1	5	—	—	—	—	—	
522	Credit intermediation & related activities.....	232	1 333	5 880	22	10	6	1	5	—	—	—	—	—	
5221	Depository credit intermediation.....	208	1 204	5 342	16	7	3	1	5	—	—	—	—	—	
52211	Commercial banking.....	115	686	2 848	12	6	3	—	3	—	—	—	—	—	
522110	Commercial banking.....	115	686	2 848	12	6	3	—	3	—	—	—	—	—	
53	Real estate & rental & leasing.....	(B)	(D)	(D)	11	7	4	—	—	—	—	—	—	—	
54	Professional, scientific & technical services.....	170	835	4 293	35	23	10	1	1	—	—	—	—	—	
541	Professional, scientific & technical services.....	170	835	4 293	35	23	10	1	1	—	—	—	—	—	

Note: Employment-size classes are indicated as follows: A—0 to 19; B—20 to 99; C—100 to 249; E—250 to 499; F—500 to 999; G—1,000 to 2,499; H—2,500 to 4,999; I—5,000 to 9,999; J—10,000 to 24,999; K—25,000 to 49,999; L—50,000 to 99,999; M—100,000 or more.

**Table 6. Counties—Employees, Payroll, and Establishments by Industry: 1999—Con.**

[Excludes most government employees, railroad employees, and self-employed persons. Size class 1 to 4 includes establishments with payroll, but no employees, during mid-March pay period. (D) denotes figures withheld to avoid disclosing data for individual companies; the data are included in broader industry totals. Detailed industries with 100 or more employees are shown if industry was not a (D). For explanation of terms, abbreviations, and data reliability/comparability, see introductory text]

NAICS code	Industry	Number of employees for week including March 12	Payroll (\$1,000)		Total number of establishments	Number of establishments by employment-size class									
			First quarter	Annual		1 to 4	5 to 9	10 to 19	20 to 49	50 to 99	100 to 249	250 to 499	500 to 999	1,000 or more	
<b>BELL—Con.</b>															
55	Management of companies & enterprises	19	146	504	3	2	—	1	—	—	—	—	—	—	
56	Admin, support, waste mgt, remediation services	43	194	917	17	15	1	1	—	—	—	—	—	—	
61	Educational services	297	699	2 964	3	—	—	—	1	—	2	—	—	—	
6111	Elementary & secondary schools	(C)	(D)	(D)	2	—	—	—	1	—	1	—	—	—	
61111	Elementary & secondary schools	(C)	(D)	(D)	2	—	—	—	1	—	1	—	—	—	
6112	Junior colleges	(C)	(D)	(D)	1	—	—	—	—	—	1	—	—	—	
61121	Junior colleges	(C)	(D)	(D)	1	—	—	—	—	—	1	—	—	—	
62	Health care and social assistance	1 369	7 557	32 833	69	36	16	9	3	1	2	2	—	—	
621	Ambulatory health care services	359	2 146	9 320	60	35	14	9	2	—	—	—	—	—	
6211	Offices of physicians	154	1 019	4 869	34	22	9	3	—	—	—	—	—	—	
62111	Offices of physicians	154	1 019	4 869	34	22	9	3	—	—	—	—	—	—	
621111	Offices of physicians (exc mental health)	154	1 019	4 869	34	22	9	3	—	—	—	—	—	—	
622	Hospitals	(F)	(D)	(D)	2	—	—	—	—	—	—	2	—	—	
6221	General medical & surgical hospitals	(F)	(D)	(D)	2	—	—	—	—	—	—	2	—	—	
62211	General medical & surgical hospitals	(F)	(D)	(D)	2	—	—	—	—	—	—	2	—	—	
623	Nursing & residential care facilities	252	734	3 244	3	—	—	—	1	1	1	—	—	—	
6231	Nursing care facilities	252	734	3 244	3	—	—	—	1	1	1	—	—	—	
62311	Nursing care facilities	252	734	3 244	3	—	—	—	1	1	1	—	—	—	
623110	Nursing care facilities	252	734	3 244	3	—	—	—	1	1	1	—	—	—	
624	Social assistance	(C)	(D)	(D)	4	1	2	—	—	—	1	—	—	—	
6244	Child day care services	(C)	(D)	(D)	3	—	2	—	—	—	1	—	—	—	
62441	Child day care services	(C)	(D)	(D)	3	—	2	—	—	—	1	—	—	—	
71	Arts, entertainment & recreation	29	74	354	6	4	1	1	—	—	—	—	—	—	
72	Accommodation & food services	723	1 643	6 809	47	12	9	13	11	2	—	—	—	—	
722	Food services & drinking places	706	1 604	6 602	42	8	9	12	11	2	—	—	—	—	
7222	Limited-service eating places	570	1 270	5 165	29	4	4	10	9	2	—	—	—	—	
72221	Limited-service eating places	570	1 270	5 165	29	4	4	10	9	2	—	—	—	—	
722211	Limited-service restaurants	544	1 213	4 938	26	4	2	9	9	2	—	—	—	—	
81	Other services (except public administration)	345	1 190	5 142	78	54	17	5	1	1	—	—	—	—	
811	Repair & maintenance	114	523	2 285	24	16	5	2	1	—	—	—	—	—	
813	Religious, grantmaking, civic, prof & like organizations	179	452	1 929	38	29	5	3	—	1	—	—	—	—	
8131	Religious organizations	113	286	1 194	32	25	4	3	—	—	—	—	—	—	
81311	Religious organizations	113	286	1 194	32	25	4	3	—	—	—	—	—	—	
813110	Religious organizations	113	286	1 194	32	25	4	3	—	—	—	—	—	—	
99	Unclassified establishments	22	106	366	7	6	—	1	—	—	—	—	—	—	
<b>BOONE</b>															
	<b>Total</b>	<b>54 618</b>	<b>352 396</b>	<b>1 489 486</b>	<b>2 319</b>	<b>1 062</b>	<b>455</b>	<b>369</b>	<b>229</b>	<b>108</b>	<b>73</b>	<b>15</b>	<b>4</b>	<b>4</b>	
11	Forestry, fishing, hunting, and agriculture support	(A)	(D)	(D)	3	1	2	—	—	—	—	—	—	—	
21	Mining	(B)	(D)	(D)	4	1	1	1	1	—	—	—	—	—	
22	Utilities	(E)	(D)	(D)	15	9	1	1	1	—	3	—	—	—	
221	Utilities	(E)	(D)	(D)	15	9	1	1	1	—	3	—	—	—	
2211	Elec pwr generation, transmsn & distribution	(E)	(D)	(D)	14	8	1	1	1	—	3	—	—	—	
22111	Electric power generation	(C)	(D)	(D)	1	—	—	—	—	—	1	—	—	—	
22112	Electric pwr transmsn, control & distribution	(E)	(D)	(D)	13	8	1	1	1	—	2	—	—	—	
23	Construction	2 039	11 261	67 315	291	181	62	28	14	2	4	—	—	—	
233	Building, developing & general contracting	320	2 216	10 052	76	51	18	5	2	—	—	—	—	—	
2332	Residential building construction	(E)	(D)	(D)	59	38	15	4	2	—	—	—	—	—	
23321	Single-family housing construction	267	1 697	7 783	57	36	15	4	2	—	—	—	—	—	
233210	Single-family housing construction	267	1 697	7 783	57	36	15	4	2	—	—	—	—	—	
234	Heavy construction	220	1 556	14 702	10	3	1	3	1	2	—	—	—	—	
2349	Other heavy construction	144	913	5 897	5	—	1	2	1	1	—	—	—	—	
235	Special trade contractors	1 499	7 489	42 561	205	127	43	20	11	—	4	—	—	—	
2351	Plumbing, heating & AC contractor	197	1 162	5 795	30	17	7	4	2	—	—	—	—	—	
23511	Plumbing, heating & AC contractor	197	1 162	5 795	30	17	7	4	2	—	—	—	—	—	
235110	Plumbing, heating & AC contractor	197	1 162	5 795	30	17	7	4	2	—	—	—	—	—	
2353	Electrical contractors	201	888	4 616	23	16	4	1	1	—	1	—	—	—	
23531	Electrical contractors	201	888	4 616	23	16	4	1	1	—	1	—	—	—	
235310	Electrical contractors	201	888	4 616	23	16	4	1	1	—	1	—	—	—	
2354	Masonry, drywall, insulation, tile contractors	231	1 331	7 191	30	20	6	2	1	—	1	—	—	—	
23541	Masonry & stone contractors	168	1 047	5 500	17	10	5	1	—	—	1	—	—	—	
235410	Masonry & stone contractors	168	1 047	5 500	17	10	5	1	—	—	1	—	—	—	
2356	Roofing, siding, & sheet metal contractors	292	1 250	6 992	12	4	1	2	4	—	1	—	—	—	
23561	Roofing, siding, & sheet metal contractors	292	1 250	6 992	12	4	1	2	4	—	1	—	—	—	
235610	Roofing, siding, & sheet metal contractors	292	1 250	6 992	12	4	1	2	4	—	1	—	—	—	
2357	Concrete contractors	240	968	6 301	27	15	6	4	1	—	1	—	—	—	
23571	Concrete contractors	240	968	6 301	27	15	6	4	1	—	1	—	—	—	
235710	Concrete contractors	240	968	6 301	27	15	6	4	1	—	1	—	—	—	
2359	Other special trade contractors	203	1 175	5 165	39	20	13	5	1	—	—	—	—	—	

Note: Employment-size classes are indicated as follows: A—0 to 19; B—20 to 99; C—100 to 249; E—250 to 499; F—500 to 999; G—1,000 to 2,499; H—2,500 to 4,999; I—5,000 to 9,999; J—10,000 to 24,999; K—25,000 to 49,999; L—50,000 to 99,999; M—100,000 or more.

**Table 6. Counties—Employees, Payroll, and Establishments by Industry: 1999—Con.**

[Excludes most government employees, railroad employees, and self-employed persons. Size class 1 to 4 includes establishments with payroll, but no employees, during mid-March pay period. (D) denotes figures withheld to avoid disclosing data for individual companies; the data are included in broader industry totals. Detailed industries with 100 or more employees are shown if industry was not a (D). For explanation of terms, abbreviations, and data reliability/comparability, see introductory text]

NAICS code	Industry	Number of employees for week including March 12	Payroll (\$1,000)		Total number of establishments	Number of establishments by employment-size class								
			First quarter	Annual		1 to 4	5 to 9	10 to 19	20 to 49	50 to 99	100 to 249	250 to 499	500 to 999	1,000 or more
<b>BOONE—Con.</b>														
<b>31-33</b>	<b>Manufacturing</b>	<b>9 387</b>	<b>89 128</b>	<b>356 745</b>	<b>133</b>	<b>40</b>	<b>10</b>	<b>14</b>	<b>25</b>	<b>17</b>	<b>18</b>	<b>7</b>	<b>1</b>	<b>1</b>
311	Food mfg	1 263	8 045	32 746	7	1	—	2	2	—	1	—	—	1
3114	Fruit & veg preserving & specialty food mfg	(G)	(D)	(D)	2	—	—	—	1	—	—	—	—	1
31141	Frozen food mfg	(G)	(D)	(D)	2	—	—	—	1	—	—	—	—	1
3118	Bakeries & tortilla mfg	(C)	(D)	(D)	5	1	—	2	1	—	1	—	—	—
31182	Cookie, cracker & pasta mfg	(C)	(D)	(D)	1	—	—	—	—	—	1	—	—	—
323	Printing & related support activities	1 269	14 242	54 204	12	6	1	1	—	—	2	1	1	—
3231	Printing & related support activities	1 269	14 242	54 204	12	6	1	1	—	—	2	1	1	—
32311	Printing	(G)	(D)	(D)	10	5	1	1	—	—	1	1	1	—
32312	Printing support activities	(C)	(D)	(D)	2	1	—	—	—	—	1	—	—	—
325	Chemical mfg	294	2 503	11 345	7	2	—	1	2	1	1	—	—	—
3252	Resin, syn rubber, artf & syn fibers, fil mfg	(C)	(D)	(D)	1	—	—	—	—	—	1	—	—	—
32521	Resin & synthetic rubber mfg	(C)	(D)	(D)	1	—	—	—	—	—	1	—	—	—
326	Plastics & rubber products mfg	1 873	16 909	70 473	12	2	—	1	—	2	5	2	—	—
3261	Plastics product mfg	1 873	16 909	70 473	12	2	—	1	—	2	5	2	—	—
32611	Unsupported plastics film, sheet, & bag mfg	(E)	(D)	(D)	1	—	—	—	—	—	—	1	—	—
32616	Plastics bottle mfg	(E)	(D)	(D)	2	—	—	—	—	—	2	—	—	—
32619	Other plastics product mfg	1 095	9 073	38 059	7	1	—	—	—	2	3	1	—	—
326199	All other plastics product mfg	1 095	9 073	38 059	7	1	—	—	—	2	3	1	—	—
327	Nonmetallic mineral product mfg	264	2 078	10 707	7	—	—	3	1	3	—	—	—	—
3273	Cement & concrete product mfg	(C)	(D)	(D)	5	—	—	3	1	1	—	—	—	—
32732	Ready-mix concrete mfg	108	1 142	4 975	4	—	—	2	1	1	—	—	—	—
327320	Ready-mix concrete mfg	108	1 142	4 975	4	—	—	2	1	1	—	—	—	—
331	Primary metal mfg	125	1 121	5 982	3	—	—	—	2	1	—	—	—	—
332	Fabricated metal product mfg	981	8 510	34 259	25	9	3	—	5	6	2	—	—	—
3323	Architectural & structural metals mfg	(C)	(D)	(D)	4	2	—	—	1	1	—	—	—	—
33232	Ornamental & architectural metal prod mfg	(C)	(D)	(D)	4	2	—	—	1	1	—	—	—	—
3325	Hardware mfg	(C)	(D)	(D)	3	1	—	—	—	2	—	—	—	—
33251	Hardware mfg	(C)	(D)	(D)	3	1	—	—	—	2	—	—	—	—
3326	Spring & wire product mfg	(E)	(D)	(D)	2	—	—	—	—	—	2	—	—	—
33261	Spring & wire product mfg	(E)	(D)	(D)	2	—	—	—	—	—	2	—	—	—
3329	Other fabricated metal product mfg	136	1 040	2 976	5	—	2	—	2	1	—	—	—	—
33299	All other fabricated metal product mfg	136	1 040	2 976	5	—	2	—	2	1	—	—	—	—
333	Machinery mfg	1 386	12 652	54 629	19	3	3	3	5	1	2	2	—	—
3334	HVAC & commercial refrigeration equipment mfg	(E)	(D)	(D)	2	—	1	—	—	—	—	1	—	—
33341	HVAC & commercial refrigeration equipment mfg	(E)	(D)	(D)	2	—	1	—	—	—	—	1	—	—
3335	Metalworking machinery mfg	176	1 441	8 785	5	—	1	2	1	1	—	—	—	—
33351	Metalworking machinery mfg	176	1 441	8 785	5	—	1	2	1	1	—	—	—	—
3339	Other general purpose machinery mfg	829	8 765	36 023	7	—	—	—	4	—	2	1	—	—
33392	Material handling equipment mfg	(E)	(D)	(D)	2	—	—	—	1	—	—	1	—	—
33399	All other general purpose machinery mfg	(E)	(D)	(D)	5	—	—	—	3	—	2	—	—	—
333999	All other general purpose machinery mfg	420	4 397	18 519	3	—	—	—	1	—	2	—	—	—
334	Computer & electronic product mfg	213	1 919	6 903	7	4	1	—	1	—	1	—	—	—
3343	Audio & video equipment mfg	(C)	(D)	(D)	1	—	—	—	—	—	1	—	—	—
33431	Audio & video equipment mfg	(C)	(D)	(D)	1	—	—	—	—	—	1	—	—	—
336	Transportation equipment mfg	1 216	17 922	56 856	8	1	—	—	—	2	3	2	—	—
3363	Motor vehicle parts mfg	(G)	(D)	(D)	7	1	—	—	—	1	3	2	—	—
33633	Motor vehicle steering & suspension parts mfg	(E)	(D)	(D)	1	—	—	—	—	—	1	—	—	—
33634	Motor vehicle brake system mfg	(E)	(D)	(D)	2	—	—	—	—	1	—	1	—	—
33635	MV transmission & power train parts mfg	(C)	(D)	(D)	1	—	—	—	—	—	1	—	—	—
33636	Motor vehicle seating & interior trim mfg	(C)	(D)	(D)	1	—	—	—	—	—	1	—	—	—
33639	Other motor vehicle parts mfg	(C)	(D)	(D)	1	—	—	—	—	—	1	—	—	—
339	Miscellaneous mfg	228	1 491	6 462	10	5	1	1	2	—	1	—	—	—
3399	Other miscellaneous mfg	(C)	(D)	(D)	6	2	1	1	1	—	1	—	—	—
33995	Sign mfg	(C)	(D)	(D)	4	1	1	1	—	—	1	—	—	—
<b>42</b>	<b>Wholesale trade</b>	<b>2 462</b>	<b>23 308</b>	<b>107 648</b>	<b>141</b>	<b>74</b>	<b>21</b>	<b>18</b>	<b>15</b>	<b>5</b>	<b>8</b>	—	—	—
421	Wholesale trade, durable goods	1 919	17 849	78 216	104	52	16	14	12	3	7	—	—	—
4211	Motor vehicle, motor vehicle pt & supply whsle	185	988	4 174	10	6	1	1	1	—	1	—	—	—
42112	Motor vehicle supplies & new parts whsle	(C)	(D)	(D)	2	—	—	1	—	—	1	—	—	—
4214	Professional & commercial equip & supp whsle	501	5 075	20 909	14	8	—	—	2	1	3	—	—	—
42143	Computer & peripheral equip & software whsle	(E)	(D)	(D)	6	3	—	—	—	—	3	—	—	—
4216	Electrical goods whsle	221	1 647	7 682	11	3	—	4	2	2	—	—	—	—
42161	Elec equip, wiring supp, const material whsle	148	972	4 692	6	2	—	2	—	2	—	—	—	—
421610	Elec equip, wiring supp, const material whsle	148	972	4 692	6	2	—	2	—	2	—	—	—	—
4218	Machinery, equipment & supplies whsle	845	9 068	40 243	42	18	11	5	5	—	3	—	—	—
42183	Industrial machinery & equipment whsle	474	5 854	24 216	23	9	6	5	1	—	2	—	—	—
421830	Industrial machinery & equipment whsle	474	5 854	24 216	23	9	6	5	1	—	2	—	—	—
42184	Industrial supplies whsle	307	2 206	8 672	11	4	3	—	3	—	1	—	—	—
421840	Industrial supplies whsle	307	2 206	8 672	11	4	3	—	3	—	1	—	—	—
422	Wholesale trade, nondurable goods	543	5 459	29 432	37	22	5	4	3	2	1	—	—	—
4222	Drugs & druggists' sundries whsle	(C)	(D)	(D)	3	1	—	1	—	—	1	—	—	—
42221	Drugs & druggists' sundries whsle	(C)	(D)	(D)	3	1	—	1	—	—	1	—	—	—
4224	Grocery & related product whsle	123	1 506	9 131	12	9	2	—	—	1	—	—	—	—
4229	Miscellaneous nondurable goods whsle	138	1 045	4 935	9	6	—	—	2	1	—	—	—	—

Note: Employment-size classes are indicated as follows: A—0 to 19; B—20 to 99; C—100 to 249; E—250 to 499; F—500 to 999; G—1,000 to 2,499; H—2,500 to 4,999; I—5,000 to 9,999; J—10,000 to 24,999; K—25,000 to 49,999; L—50,000 to 99,999; M—100,000 or more.

**Table 6. Counties—Employees, Payroll, and Establishments by Industry: 1999—Con.**

[Excludes most government employees, railroad employees, and self-employed persons. Size class 1 to 4 includes establishments with payroll, but no employees, during mid-March pay period. (D) denotes figures withheld to avoid disclosing data for individual companies; the data are included in broader industry totals. Detailed industries with 100 or more employees are shown if industry was not a (D). For explanation of terms, abbreviations, and data reliability/comparability, see introductory text]

NAICS code	Industry	Number of employees for week including March 12	Payroll (\$1,000)		Total number of establishments	Number of establishments by employment-size class									
			First quarter	Annual		1 to 4	5 to 9	10 to 19	20 to 49	50 to 99	100 to 249	250 to 499	500 to 999	1,000 or more	
<b>BOONE—Con.</b>															
<b>44-45</b>	<b>Retail trade</b>	<b>8 688</b>	<b>34 438</b>	<b>154 009</b>	<b>440</b>	<b>134</b>	<b>116</b>	<b>107</b>	<b>41</b>	<b>23</b>	<b>16</b>	<b>3</b>	—	—	
441	Motor vehicle & parts dealers	972	6 836	33 113	37	12	4	6	6	7	2	—	—	—	
4411	Automobile dealers	742	5 682	27 461	18	5	1	—	3	7	2	—	—	—	
44111	New car dealers	675	5 277	25 425	10	—	—	—	1	7	2	—	—	—	
441110	New car dealers	675	5 277	25 425	10	—	—	—	1	7	2	—	—	—	
4413	Automotive parts, accessories & tire stores	198	981	4 588	16	6	3	5	2	—	—	—	—	—	
44131	Automotive parts, accessories & tire stores	126	574	2 561	10	6	1	1	2	—	—	—	—	—	
441310	Automotive parts, accessories & tire stores	126	574	2 561	10	6	1	1	2	—	—	—	—	—	
442	Furniture & home furnishing stores	293	1 470	6 843	33	11	11	9	2	—	—	—	—	—	
4421	Furniture stores	169	931	4 270	15	4	4	6	1	—	—	—	—	—	
44211	Furniture stores	169	931	4 270	15	4	4	6	1	—	—	—	—	—	
442110	Furniture stores	169	931	4 270	15	4	4	6	1	—	—	—	—	—	
4422	Home furnishings stores	124	539	2 573	18	7	7	3	1	—	—	—	—	—	
443	Electronics & appliance stores	378	1 542	7 806	18	6	6	2	1	2	1	—	—	—	
4431	Electronics & appliance stores	378	1 542	7 806	18	6	6	2	1	2	1	—	—	—	
44311	Appliance, TV & all other electronics stores	330	1 383	7 148	10	4	2	—	1	2	1	—	—	—	
444	Bldg material & garden equip & supp dealers	612	2 605	11 942	37	11	11	9	2	3	1	—	—	—	
4441	Building material & supplies dealers	506	2 250	10 240	26	8	8	5	1	3	1	—	—	—	
44411	Home centers	285	1 095	4 905	3	—	—	—	—	2	1	—	—	—	
444110	Home centers	285	1 095	4 905	3	—	—	—	—	2	1	—	—	—	
44419	Other building material dealers	172	999	4 621	17	5	6	5	—	1	—	—	—	—	
444190	Other building material dealers	172	999	4 621	17	5	6	5	—	1	—	—	—	—	
4442	Lawn & garden equip & supplies stores	106	355	1 702	11	3	3	4	1	—	—	—	—	—	
445	Food & beverage stores	1 277	4 158	16 394	43	13	9	10	4	—	7	—	—	—	
4451	Grocery stores	1 099	3 630	14 053	21	4	3	5	2	—	7	—	—	—	
44511	Grocery (except convenience) stores	1 033	3 468	13 302	13	1	1	2	2	—	7	—	—	—	
445110	Grocery (except convenience) stores	1 033	3 468	13 302	13	1	1	2	2	—	7	—	—	—	
4452	Specialty food stores	105	256	1 112	12	5	3	3	1	—	—	—	—	—	
446	Health & personal care stores	409	1 461	7 132	29	12	6	5	4	2	—	—	—	—	
4461	Health & personal care stores	409	1 461	7 132	29	12	6	5	4	2	—	—	—	—	
44611	Pharmacies & drug stores	266	938	4 550	11	3	—	4	2	2	—	—	—	—	
446110	Pharmacies & drug stores	266	938	4 550	11	3	—	4	2	2	—	—	—	—	
447	Gasoline stations	620	2 245	9 933	51	13	12	21	3	2	—	—	—	—	
4471	Gasoline stations	620	2 245	9 933	51	13	12	21	3	2	—	—	—	—	
44711	Gasoline stations with convenience stores	363	1 197	5 170	39	6	11	21	1	—	—	—	—	—	
447110	Gasoline stations with convenience stores	363	1 197	5 170	39	6	11	21	1	—	—	—	—	—	
44719	Other gasoline stations	257	1 048	4 763	12	7	1	—	2	2	—	—	—	—	
447190	Other gasoline stations	257	1 048	4 763	12	7	1	—	2	2	—	—	—	—	
448	Clothing & clothing accessories stores	726	1 903	8 320	78	24	25	23	5	1	—	—	—	—	
4481	Clothing stores	492	1 063	4 603	45	11	13	16	4	1	—	—	—	—	
44812	Women's clothing stores	164	346	1 525	18	3	7	7	1	—	—	—	—	—	
448120	Women's clothing stores	164	346	1 525	18	3	7	7	1	—	—	—	—	—	
44814	Family clothing stores	178	356	1 568	9	2	2	2	2	1	—	—	—	—	
448140	Family clothing stores	178	356	1 568	9	2	2	2	2	1	—	—	—	—	
4482	Shoe stores	151	483	2 069	21	9	7	4	1	—	—	—	—	—	
44821	Shoe stores	151	483	2 069	21	9	7	4	1	—	—	—	—	—	
448210	Shoe stores	151	483	2 069	21	9	7	4	1	—	—	—	—	—	
451	Sporting goods, hobby, book & music stores	444	1 186	5 074	32	9	12	5	4	2	—	—	—	—	
4511	Sporting goods, hobby, musical instrument stores	302	797	3 448	22	8	7	3	3	1	—	—	—	—	
45111	Sporting goods stores	149	382	1 612	9	5	1	1	1	—	—	—	—	—	
451110	Sporting goods stores	149	382	1 612	9	5	1	1	1	—	—	—	—	—	
45112	Hobby, toy & game stores	117	322	1 484	9	2	5	—	2	—	—	—	—	—	
451120	Hobby, toy & game stores	117	322	1 484	9	2	5	—	2	—	—	—	—	—	
4512	Book, periodical & music stores	142	389	1 626	10	1	5	2	1	1	—	—	—	—	
452	General merchandise stores	2 245	8 076	34 028	18	5	—	1	1	3	5	3	—	—	
4521	Department stores	1 231	4 452	19 052	7	—	—	—	—	2	4	1	—	—	
45211	Department stores	1 231	4 452	19 052	7	—	—	—	—	2	4	1	—	—	
452110	Department stores	1 231	4 452	19 052	7	—	—	—	—	2	4	1	—	—	
4529	Other general merchandise stores	1 014	3 624	14 976	11	5	—	1	1	1	2	—	—	—	
45291	Warehouse clubs & superstores	911	3 324	13 599	3	—	—	—	—	1	2	—	—	—	
452910	Warehouse clubs & superstores	911	3 324	13 599	3	—	—	—	—	1	2	—	—	—	
45299	All other general merchandise stores	103	300	1 377	8	5	—	1	1	—	—	—	—	—	
452990	All other general merchandise stores	103	300	1 377	8	5	—	1	1	—	—	—	—	—	
453	Miscellaneous store retailers	529	1 979	8 521	54	15	19	12	8	—	—	—	—	—	
4532	Office supplies, stationery & gift stores	236	696	2 815	20	5	6	4	5	—	—	—	—	—	
45321	Office supplies & stationery stores	109	389	1 551	8	2	3	—	3	—	—	—	—	—	
453210	Office supplies & stationery stores	109	389	1 551	8	2	3	—	3	—	—	—	—	—	
45322	Gift, novelty & souvenir stores	127	307	1 264	12	3	3	4	2	—	—	—	—	—	
453220	Gift, novelty & souvenir stores	127	307	1 264	12	3	3	4	2	—	—	—	—	—	
4539	Other miscellaneous store retailers	202	1 049	4 715	21	5	9	4	3	—	—	—	—	—	
454	Nonstore retailers	183	977	4 903	10	3	1	4	1	1	—	—	—	—	

Note: Employment-size classes are indicated as follows: A—0 to 19; B—20 to 99; C—100 to 249; E—250 to 499; F—500 to 999; G—1,000 to 2,499; H—2,500 to 4,999; I—5,000 to 9,999; J—10,000 to 24,999; K—25,000 to 49,999; L—50,000 to 99,999; M—100,000 or more.

**Table 6. Counties—Employees, Payroll, and Establishments by Industry: 1999—Con.**

[Excludes most government employees, railroad employees, and self-employed persons. Size class 1 to 4 includes establishments with payroll, but no employees, during mid-March pay period. (D) denotes figures withheld to avoid disclosing data for individual companies; the data are included in broader industry totals. Detailed industries with 100 or more employees are shown if industry was not a (D). For explanation of terms, abbreviations, and data reliability/comparability, see introductory text]

NAICS code	Industry	Number of employees for week including March 12	Payroll (\$1,000)		Total number of establishments	Number of establishments by employment-size class									
			First quarter	Annual		1 to 4	5 to 9	10 to 19	20 to 49	50 to 99	100 to 249	250 to 499	500 to 999	1,000 or more	
<b>BOONE—Con.</b>															
<b>48-49</b>	<b>Transportation &amp; warehousing</b>	<b>9 758</b>	<b>88 027</b>	<b>340 308</b>	<b>110</b>	<b>62</b>	<b>12</b>	<b>16</b>	<b>11</b>	<b>5</b>	<b>2</b>	<b>1</b>		<b>1</b>	
481	Air transportation	(I)	(D)	(D)	6	1	1	—	3	—	—	—	—	1	
4811	Scheduled air transportation	(I)	(D)	(D)	6	1	1	—	3	—	—	—	—	1	
48111	Scheduled air transportation	(I)	(D)	(D)	6	1	1	—	3	—	—	—	—	1	
484	Truck transportation	433	3 185	13 573	51	34	4	8	4	—	1	—	—	—	
4841	General freight trucking	351	2 684	11 132	29	18	2	4	4	—	1	—	—	—	
48412	General freight trucking, long-distance	293	2 272	9 253	21	14	1	1	4	—	1	—	—	—	
488	Transportation support activities	(F)	(D)	(D)	24	15	3	2	2	—	1	1	—	—	
4881	Air transportation support activities	(C)	(D)	(D)	2	1	—	—	—	—	1	—	—	—	
48811	Airport operations	(C)	(D)	(D)	2	1	—	—	—	—	1	—	—	—	
4885	Freight transportation arrangement	555	3 120	14 584	21	13	3	2	2	—	—	1	—	—	
48851	Freight transportation arrangement	555	3 120	14 584	21	13	3	2	2	—	—	1	—	—	
488510	Freight transportation arrangement	555	3 120	14 584	21	13	3	2	2	—	—	1	—	—	
492	Couriers & messengers	(C)	(D)	(D)	11	7	1	1	—	2	—	—	—	—	
4921	Couriers	(C)	(D)	(D)	5	3	—	—	—	2	—	—	—	—	
49211	Couriers	(C)	(D)	(D)	5	3	—	—	—	2	—	—	—	—	
493	Warehousing & storage	(C)	(D)	(D)	8	3	1	1	1	2	—	—	—	—	
4931	Warehousing & storage	(C)	(D)	(D)	8	3	1	1	1	2	—	—	—	—	
<b>51</b>	<b>Information</b>	<b>341</b>	<b>2 893</b>	<b>10 976</b>	<b>27</b>	<b>14</b>	<b>3</b>	<b>4</b>	<b>4</b>	<b>2</b>					
511	Publishing industries	134	1 069	2 439	5	1	—	2	1	1	—	—	—	—	
5111	Newspaper, periodical, book, database publishers	(C)	(D)	(D)	4	—	—	2	1	1	—	—	—	—	
513	Broadcasting & telecommunications	156	1 672	7 965	17	10	3	2	1	1	—	—	—	—	
5133	Telecommunications	(C)	(D)	(D)	14	8	3	1	1	1	—	—	—	—	
51331	Wired telecommunications carriers	110	1 378	6 448	8	4	2	1	—	1	—	—	—	—	
513310	Wired telecommunications carriers	110	1 378	6 448	8	4	2	1	—	1	—	—	—	—	
<b>52</b>	<b>Finance &amp; insurance</b>	<b>2 047</b>	<b>12 040</b>	<b>48 723</b>	<b>136</b>	<b>66</b>	<b>44</b>	<b>19</b>	<b>4</b>	<b>2</b>				<b>1</b>	
522	Credit intermediation & related activities	1 798	9 594	38 339	76	21	33	16	4	1	—	—	—	1	
5221	Depository credit intermediation	518	3 538	14 747	48	5	26	13	3	1	—	—	—	—	
52211	Commercial banking	492	3 408	14 092	42	3	22	13	3	1	—	—	—	—	
522110	Commercial banking	492	3 408	14 092	42	3	22	13	3	1	—	—	—	—	
5222	Nondepository credit intermediation	(C)	(D)	(D)	18	11	4	2	1	—	—	—	—	—	
52229	Other nondepository credit intermediation	110	780	3 612	15	8	4	2	1	—	—	—	—	—	
5223	Activities related to credit intermediation	(G)	(D)	(D)	10	5	3	1	—	—	—	—	—	1	
52232	Financial clearinghouse & reserve activities	(G)	(D)	(D)	1	—	—	—	—	—	—	—	—	1	
524	Insurance carriers & related activities	240	2 333	9 888	56	41	11	3	—	1	—	—	—	—	
5242	Agencies & other insurance related activities	168	1 477	6 672	35	25	7	2	—	1	—	—	—	—	
52421	Insurance agencies & brokerages	(C)	(D)	(D)	33	24	7	2	—	—	—	—	—	—	
<b>53</b>	<b>Real estate &amp; rental &amp; leasing</b>	<b>902</b>	<b>4 956</b>	<b>20 898</b>	<b>105</b>	<b>66</b>	<b>19</b>	<b>13</b>	<b>3</b>	<b>3</b>	<b>1</b>				
531	Real estate	281	1 626	7 090	66	47	12	6	1	—	—	—	—	—	
5311	Lessors of real estate	154	804	3 543	36	27	7	1	1	—	—	—	—	—	
532	Rental & leasing services	621	3 330	13 808	39	19	7	7	2	3	1	—	—	—	
5321	Automotive equipment rental & leasing	469	2 102	9 120	12	3	2	1	2	3	1	—	—	—	
53211	Passenger car rental & leasing	459	2 025	8 770	9	1	1	1	2	3	1	—	—	—	
532111	Passenger car rental	459	2 025	8 770	9	1	1	1	2	3	1	—	—	—	
<b>54</b>	<b>Professional, scientific &amp; technical services</b>	<b>1 011</b>	<b>8 525</b>	<b>44 588</b>	<b>160</b>	<b>117</b>	<b>23</b>	<b>13</b>	<b>3</b>	<b>2</b>	<b>2</b>				
541	Professional, scientific & technical services	1 011	8 525	44 588	160	117	23	13	3	2	2	—	—	—	
5411	Legal services	101	806	5 121	37	31	5	—	1	—	—	—	—	—	
54111	Offices of lawyers	(C)	(D)	(D)	36	30	5	—	1	—	—	—	—	—	
5412	Accounting, tax prep, bookkeep, payroll services	199	2 446	10 732	24	20	2	1	—	—	1	—	—	—	
54121	Accounting, tax prep, bookkeep, payroll services	199	2 446	10 732	24	20	2	1	—	—	1	—	—	—	
5413	Architectural, engineering & related services	153	1 097	5 040	24	19	2	1	1	1	—	—	—	—	
54133	Engineering services	120	939	4 168	15	12	—	1	1	1	—	—	—	—	
541330	Engineering services	120	939	4 168	15	12	—	1	1	1	—	—	—	—	
5415	Computer systems design & related services	155	1 425	9 773	19	10	4	4	—	1	—	—	—	—	
54151	Computer systems design & related services	155	1 425	9 773	19	10	4	4	—	1	—	—	—	—	
541512	Computer systems design services	120	871	7 428	8	2	2	3	—	1	—	—	—	—	
5418	Advertising & related services	220	1 898	9 308	11	7	1	2	—	—	1	—	—	—	
54186	Direct mail advertising	(C)	(D)	(D)	2	1	—	—	—	—	1	—	—	—	
5419	Oth professional, scientific, technical services	112	279	1 331	19	8	8	2	1	—	—	—	—	—	
<b>55</b>	<b>Management of companies &amp; enterprises</b>	<b>472</b>	<b>5 828</b>	<b>21 964</b>	<b>21</b>	<b>11</b>	<b>5</b>		<b>3</b>		<b>2</b>				
551	Management of companies & enterprises	472	5 828	21 964	21	11	5	—	3	—	2	—	—	—	
5511	Management of companies & enterprises	472	5 828	21 964	21	11	5	—	3	—	2	—	—	—	
55111	Management of companies & enterprises	472	5 828	21 964	21	11	5	—	3	—	2	—	—	—	

Note: Employment-size classes are indicated as follows: A—0 to 19; B—20 to 99; C—100 to 249; E—250 to 499; F—500 to 999; G—1,000 to 2,499; H—2,500 to 4,999; I—5,000 to 9,999; J—10,000 to 24,999; K—25,000 to 49,999; L—50,000 to 99,999; M—100,000 or more.



**Table 6. Counties—Employees, Payroll, and Establishments by Industry: 1999—Con.**

[Excludes most government employees, railroad employees, and self-employed persons. Size class 1 to 4 includes establishments with payroll, but no employees, during mid-March pay period. (D) denotes figures withheld to avoid disclosing data for individual companies; the data are included in broader industry totals. Detailed industries with 100 or more employees are shown if industry was not a (D). For explanation of terms, abbreviations, and data reliability/comparability, see introductory text]

NAICS code	Industry	Number of employees for week including March 12	Payroll (\$1,000)		Total number of establishments	Number of establishments by employment-size class									
			First quarter	Annual		1 to 4	5 to 9	10 to 19	20 to 49	50 to 99	100 to 249	250 to 499	500 to 999	1,000 or more	
<b>BOONE—Con.</b>															
<b>56</b>	<b>Admin, support, waste mgt, remediation services</b> .....	<b>3 715</b>	<b>11 957</b>	<b>58 701</b>	<b>137</b>	<b>66</b>	<b>17</b>	<b>23</b>	<b>13</b>	<b>9</b>	<b>6</b>	<b>2</b>	<b>1</b>	<b>-</b>	
561	Administrative & support services .....	3 628	11 432	55 400	131	62	16	23	13	8	6	2	1	-	
5611	Office administrative services .....	167	787	4 830	14	8	-	-	6	-	-	-	-	-	
56111	Office administrative services .....	167	787	4 830	14	8	-	-	6	-	-	-	-	-	
561110	Office administrative services .....	167	787	4 830	14	8	-	-	6	-	-	-	-	-	
5613	Employment services .....	2 479	7 406	33 879	20	4	1	-	-	8	4	2	1	-	
56131	Employment placement agencies .....	(C)	(D)	(D)	3	1	-	-	-	2	-	-	-	-	
56132	Temporary help services .....	2 245	6 940	32 135	15	2	1	-	-	6	3	2	1	-	
561320	Temporary help services .....	2 245	6 940	32 135	15	2	1	-	-	6	3	2	1	-	
56133	Employee leasing services .....	(C)	(D)	(D)	2	1	-	-	-	-	1	-	-	-	
5616	Investigation & security services .....	178	562	2 805	4	1	1	1	-	-	1	-	-	-	
56161	Investigation, guard & armored car services ..	(C)	(D)	(D)	2	-	-	1	-	-	1	-	-	-	
5617	Services to buildings & dwellings .....	659	2 030	10 575	68	34	10	17	6	-	1	-	-	-	
56172	Janitorial services .....	243	662	2 933	28	15	4	4	5	-	-	-	-	-	
561720	Janitorial services .....	243	662	2 933	28	15	4	4	5	-	-	-	-	-	
56173	Landscaping services .....	341	1 056	6 040	28	13	3	10	1	-	1	-	-	-	
561730	Landscaping services .....	341	1 056	6 040	28	13	3	10	1	-	1	-	-	-	
<b>61</b>	<b>Educational services</b> .....	<b>122</b>	<b>324</b>	<b>1 452</b>	<b>12</b>	<b>6</b>	<b>3</b>	<b>1</b>	<b>1</b>	<b>1</b>	<b>-</b>	<b>-</b>	<b>-</b>	<b>-</b>	
611	Educational services .....	122	324	1 452	12	6	3	1	1	1	-	-	-	-	
<b>62</b>	<b>Health care and social assistance</b> .....	<b>2 681</b>	<b>16 085</b>	<b>67 517</b>	<b>165</b>	<b>71</b>	<b>40</b>	<b>33</b>	<b>13</b>	<b>3</b>	<b>4</b>	<b>-</b>	<b>1</b>	<b>-</b>	
621	Ambulatory health care services .....	962	7 627	34 998	113	52	36	16	6	2	1	-	-	-	
6211	Offices of physicians .....	247	2 221	11 168	36	16	10	8	2	-	-	-	-	-	
62111	Offices of physicians .....	247	2 221	11 168	36	16	10	8	2	-	-	-	-	-	
621111	Offices of physicians (exc mental health) ...	247	2 221	11 168	36	16	10	8	2	-	-	-	-	-	
6212	Offices of dentists .....	252	1 747	8 606	41	19	16	5	1	-	-	-	-	-	
62121	Offices of dentists .....	252	1 747	8 606	41	19	16	5	1	-	-	-	-	-	
621210	Offices of dentists .....	252	1 747	8 606	41	19	16	5	1	-	-	-	-	-	
6213	Offices of other health practitioners .....	144	738	3 626	26	15	7	3	1	-	-	-	-	-	
6216	Home health care services .....	(C)	(D)	(D)	4	1	-	-	2	-	1	-	-	-	
62161	Home health care services .....	(C)	(D)	(D)	4	1	-	-	2	-	1	-	-	-	
622	Hospitals .....	(F)	(D)	(D)	2	-	-	-	1	-	-	-	1	-	
6221	General medical & surgical hospitals .....	(F)	(D)	(D)	2	-	-	-	1	-	-	-	1	-	
62211	General medical & surgical hospitals .....	(F)	(D)	(D)	2	-	-	-	1	-	-	-	1	-	
623	Nursing & residential care facilities .....	477	1 951	6 761	12	4	3	1	1	1	2	-	-	-	
6231	Nursing care facilities .....	(E)	(D)	(D)	2	-	-	-	-	-	2	-	-	-	
62311	Nursing care facilities .....	(E)	(D)	(D)	2	-	-	-	-	-	2	-	-	-	
624	Social assistance .....	(F)	(D)	(D)	38	15	1	16	5	-	1	-	-	-	
6243	Vocational rehabilitation services .....	(C)	(D)	(D)	1	-	-	-	-	-	1	-	-	-	
62431	Vocational rehabilitation services .....	(C)	(D)	(D)	1	-	-	-	-	-	1	-	-	-	
6244	Child day care services .....	347	756	3 160	26	7	1	13	5	-	-	-	-	-	
62441	Child day care services .....	347	756	3 160	26	7	1	13	5	-	-	-	-	-	
624410	Child day care services .....	347	756	3 160	26	7	1	13	5	-	-	-	-	-	
<b>71</b>	<b>Arts, entertainment &amp; recreation</b> .....	<b>717</b>	<b>2 559</b>	<b>9 348</b>	<b>25</b>	<b>12</b>	<b>2</b>	<b>3</b>	<b>4</b>	<b>3</b>	<b>-</b>	<b>1</b>	<b>-</b>	<b>-</b>	
711	Performing arts, spectator sports & related industries .....	412	1 823	5 919	9	6	-	1	1	-	-	1	-	-	
7112	Spectator sports .....	(E)	(D)	(D)	7	4	-	1	1	-	-	1	-	-	
71121	Spectator sports .....	(E)	(D)	(D)	7	4	-	1	1	-	-	1	-	-	
713	Amusement, gambling & recreation industries ....	(E)	(D)	(D)	15	5	2	2	3	3	-	-	-	-	
7139	Other amusement & recreation industries .....	296	709	3 315	14	5	1	2	3	3	-	-	-	-	
71391	Golf courses & country clubs .....	104	240	1 401	3	-	-	1	1	1	-	-	-	-	
713910	Golf courses & country clubs .....	104	240	1 401	3	-	-	1	1	1	-	-	-	-	
<b>72</b>	<b>Accommodation &amp; food services</b> .....	<b>4 726</b>	<b>12 378</b>	<b>55 754</b>	<b>174</b>	<b>23</b>	<b>30</b>	<b>47</b>	<b>44</b>	<b>24</b>	<b>6</b>	<b>-</b>	<b>-</b>	<b>-</b>	
721	Accommodation .....	563	1 964	10 993	24	3	4	9	6	1	1	-	-	-	
7211	Traveler accommodation .....	(F)	(D)	(D)	22	1	4	9	6	1	1	-	-	-	
72111	Hotels (exc casino hotels) & motels .....	(F)	(D)	(D)	22	1	4	9	6	1	1	-	-	-	
722	Food services & drinking places .....	4 163	10 414	44 761	150	20	26	38	38	23	5	-	-	-	
7221	Full-service restaurants .....	2 292	6 043	25 645	67	9	9	15	17	13	4	-	-	-	
72211	Full-service restaurants .....	2 292	6 043	25 645	67	9	9	15	17	13	4	-	-	-	
722110	Full-service restaurants .....	2 292	6 043	25 645	67	9	9	15	17	13	4	-	-	-	
7222	Limited-service eating places .....	1 624	3 560	15 957	71	7	13	21	21	9	-	-	-	-	
72221	Limited-service eating places .....	1 624	3 560	15 957	71	7	13	21	21	9	-	-	-	-	
722211	Limited-service restaurants .....	1 542	3 348	14 958	65	6	12	20	18	9	-	-	-	-	
7223	Special food services .....	(C)	(D)	(D)	7	1	2	2	-	1	1	-	-	-	
72231	Food service contractors .....	(C)	(D)	(D)	3	-	-	1	-	1	1	-	-	-	

Note: Employment-size classes are indicated as follows: A—0 to 19; B—20 to 99; C—100 to 249; E—250 to 499; F—500 to 999; G—1,000 to 2,499; H—2,500 to 4,999; I—5,000 to 9,999; J—10,000 to 24,999; K—25,000 to 49,999; L—50,000 to 99,999; M—100,000 or more.

**Table 6. Counties—Employees, Payroll, and Establishments by Industry: 1999—Con.**

[Excludes most government employees, railroad employees, and self-employed persons. Size class 1 to 4 includes establishments with payroll, but no employees, during mid-March pay period. (D) denotes figures withheld to avoid disclosing data for individual companies; the data are included in broader industry totals. Detailed industries with 100 or more employees are shown if industry was not a (D). For explanation of terms, abbreviations, and data reliability/comparability, see introductory text]

NAICS code	Industry	Number of employees for week including March 12	Payroll (\$1,000)		Total number of establishments	Number of establishments by employment-size class									
			First quarter	Annual		1 to 4	5 to 9	10 to 19	20 to 49	50 to 99	100 to 249	250 to 499	500 to 999	1,000 or more	
<b>BOONE—Con.</b>															
<b>81</b>	<b>Other services (except public administration)</b>	<b>1 966</b>	<b>7 193</b>	<b>32 202</b>	<b>198</b>	<b>95</b>	<b>43</b>	<b>28</b>	<b>26</b>	<b>6</b>	—	—	—	—	
811	Repair & maintenance	676	3 214	14 442	79	34	22	13	9	1	—	—	—	—	
8111	Automotive repair & maintenance	525	2 442	10 848	57	21	17	12	6	1	—	—	—	—	
81111	Automotive mechanical & electrical R&M	261	1 409	6 122	33	14	9	7	3	—	—	—	—	—	
811111	General automotive repair	217	1 124	4 913	25	12	4	6	3	—	—	—	—	—	
81112	Automotive body, paint, interior & glass repair	104	567	2 497	15	5	6	4	—	—	—	—	—	—	
81119	Other automotive R&M	160	466	2 229	9	2	2	1	3	1	—	—	—	—	
811192	Car washes	100	241	1 186	4	1	—	—	2	1	—	—	—	—	
812	Personal & laundry services	692	2 400	10 647	59	28	13	6	9	3	—	—	—	—	
8121	Personal care services	259	740	3 396	30	14	9	2	5	—	—	—	—	—	
81211	Hair, nail & skin care services	209	641	2 950	27	13	9	2	3	—	—	—	—	—	
812112	Beauty salons	206	635	2 913	23	9	9	2	3	—	—	—	—	—	
8123	Drycleaning & laundry services	187	638	2 925	12	4	3	2	2	1	—	—	—	—	
8129	Other personal services	224	848	3 282	11	6	—	1	2	2	—	—	—	—	
81293	Parking lots & garages	206	796	3 070	5	1	—	—	2	2	—	—	—	—	
812930	Parking lots & garages	206	796	3 070	5	1	—	—	2	2	—	—	—	—	
813	Religious, grantmaking, civic, prof & like organizations	598	1 579	7 113	60	33	8	9	8	2	—	—	—	—	
8131	Religious organizations	453	1 235	5 401	47	25	7	6	8	1	—	—	—	—	
81311	Religious organizations	453	1 235	5 401	47	25	7	6	8	1	—	—	—	—	
813110	Religious organizations	453	1 235	5 401	47	25	7	6	8	1	—	—	—	—	
<b>95</b>	<b>Auxiliaries (exc corporate, subsidiary &amp; regional mgt)</b>	<b>3 070</b>	<b>14 050</b>	<b>59 276</b>	<b>10</b>	<b>2</b>	—	—	<b>3</b>	<b>1</b>	<b>1</b>	<b>1</b>	<b>1</b>	<b>1</b>	
<b>99</b>	<b>Unclassified establishments</b>	<b>(A)</b>	<b>(D)</b>	<b>(D)</b>	<b>12</b>	<b>11</b>	<b>1</b>	—	—	—	—	—	—	—	
<b>BOURBON</b>															
	<b>Total</b>	<b>5 258</b>	<b>29 114</b>	<b>129 633</b>	<b>396</b>	<b>227</b>	<b>78</b>	<b>45</b>	<b>25</b>	<b>12</b>	<b>6</b>	<b>3</b>	—	—	
<b>11</b>	<b>Forestry, fishing, hunting, and agriculture support</b>	<b>(B)</b>	<b>(D)</b>	<b>(D)</b>	<b>11</b>	<b>6</b>	<b>3</b>	—	<b>2</b>	—	—	—	—	—	
<b>21</b>	<b>Mining</b>	<b>(B)</b>	<b>(D)</b>	<b>(D)</b>	<b>2</b>	<b>1</b>	—	—	<b>1</b>	—	—	—	—	—	
<b>22</b>	<b>Utilities</b>	<b>(B)</b>	<b>(D)</b>	<b>(D)</b>	<b>2</b>	—	<b>1</b>	<b>1</b>	—	—	—	—	—	—	
<b>23</b>	<b>Construction</b>	<b>674</b>	<b>4 590</b>	<b>21 743</b>	<b>46</b>	<b>31</b>	<b>6</b>	<b>6</b>	<b>1</b>	<b>1</b>	—	<b>1</b>	—	—	
234	Heavy construction	(E)	(D)	(D)	6	3	—	1	—	1	—	1	—	—	
2341	Highway, street, bridge & tunnel construction	(E)	(D)	(D)	4	1	—	1	—	1	—	1	—	—	
23411	Highway & street construction	(E)	(D)	(D)	4	1	—	1	—	1	—	1	—	—	
235	Special trade contractors	151	815	4 359	31	21	5	4	1	—	—	—	—	—	
<b>31-33</b>	<b>Manufacturing</b>	<b>1 539</b>	<b>10 239</b>	<b>46 317</b>	<b>18</b>	<b>6</b>	<b>1</b>	<b>2</b>	—	<b>5</b>	<b>2</b>	<b>2</b>	—	—	
315	Apparel manufacturing	(E)	(D)	(D)	2	1	—	—	—	—	—	1	—	—	
3152	Cut & sew apparel mfg	(E)	(D)	(D)	2	1	—	—	—	—	—	1	—	—	
31521	Cut & sew apparel contractors	(E)	(D)	(D)	2	1	—	—	—	—	—	1	—	—	
333	Machinery mfg	370	2 731	11 578	3	—	—	1	—	—	2	—	—	—	
3331	Ag, construction & mining machinery mfg	(C)	(D)	(D)	1	—	—	—	—	—	1	—	—	—	
33313	Mining & oil & gas field machinery mfg	(C)	(D)	(D)	1	—	—	—	—	—	1	—	—	—	
3334	HVAC & commercial refrigeration equipment mfg	(C)	(D)	(D)	1	—	—	—	—	—	1	—	—	—	
33341	HVAC & commercial refrigeration equipment mfg	(C)	(D)	(D)	1	—	—	—	—	—	1	—	—	—	
336	Transportation equipment mfg	431	4 291	18 070	3	—	—	—	—	2	—	1	—	—	
3363	Motor vehicle parts mfg	431	4 291	18 070	3	—	—	—	—	2	—	1	—	—	
33639	Other motor vehicle parts mfg	(E)	(D)	(D)	2	—	—	—	—	1	—	1	—	—	
<b>42</b>	<b>Wholesale trade</b>	<b>401</b>	<b>3 978</b>	<b>14 845</b>	<b>16</b>	<b>5</b>	<b>3</b>	<b>5</b>	<b>2</b>	—	<b>1</b>	—	—	—	
422	Wholesale trade, nondurable goods	(E)	(D)	(D)	13	4	3	3	2	—	1	—	—	—	
4226	Chemical & allied products whsle	(C)	(D)	(D)	3	1	—	1	—	—	1	—	—	—	
42269	Other chemical & allied products whsle	(C)	(D)	(D)	3	1	—	1	—	—	1	—	—	—	
<b>44-45</b>	<b>Retail trade</b>	<b>757</b>	<b>2 648</b>	<b>11 352</b>	<b>67</b>	<b>31</b>	<b>18</b>	<b>9</b>	<b>5</b>	<b>3</b>	<b>1</b>	—	—	—	
441	Motor vehicle & parts dealers	121	642	2 970	8	3	3	—	1	1	—	—	—	—	
4411	Automobile dealers	103	565	2 606	4	1	1	—	1	1	—	—	—	—	
445	Food & beverage stores	232	554	2 390	12	5	2	1	2	2	—	—	—	—	
4451	Grocery stores	(C)	(D)	(D)	8	1	2	1	2	2	—	—	—	—	
44511	Grocery (except convenience) stores	216	510	2 191	7	1	1	1	2	2	—	—	—	—	
445110	Grocery (except convenience) stores	216	510	2 191	7	1	1	1	2	2	—	—	—	—	
452	General merchandise stores	(C)	(D)	(D)	3	1	1	—	—	—	1	—	—	—	
4521	Department stores	(C)	(D)	(D)	1	—	—	—	—	—	1	—	—	—	
45211	Department stores	(C)	(D)	(D)	1	—	—	—	—	—	1	—	—	—	
<b>48-49</b>	<b>Transportation &amp; warehousing</b>	<b>96</b>	<b>573</b>	<b>3 264</b>	<b>12</b>	<b>8</b>	<b>2</b>	—	<b>2</b>	—	—	—	—	—	
<b>51</b>	<b>Information</b>	<b>46</b>	<b>300</b>	<b>1 337</b>	<b>6</b>	<b>3</b>	<b>1</b>	<b>2</b>	—	—	—	—	—	—	
<b>52</b>	<b>Finance &amp; insurance</b>	<b>188</b>	<b>1 172</b>	<b>5 170</b>	<b>28</b>	<b>17</b>	<b>7</b>	<b>2</b>	<b>1</b>	<b>1</b>	—	—	—	—	
522	Credit intermediation & related activities	145	897	3 628	14	6	4	2	1	1	—	—	—	—	
5221	Depository credit intermediation	122	775	3 238	8	1	4	1	1	1	—	—	—	—	
52211	Commercial banking	(C)	(D)	(D)	7	1	3	1	1	1	—	—	—	—	

Note: Employment-size classes are indicated as follows: A—0 to 19; B—20 to 99; C—100 to 249; E—250 to 499; F—500 to 999; G—1,000 to 2,499; H—2,500 to 4,999; I—5,000 to 9,999; J—10,000 to 24,999; K—25,000 to 49,999; L—50,000 to 99,999; M—100,000 or more.

**Table 6. Counties—Employees, Payroll, and Establishments by Industry: 1999—Con.**

[Excludes most government employees, railroad employees, and self-employed persons. Size class 1 to 4 includes establishments with payroll, but no employees, during mid-March pay period. (D) denotes figures withheld to avoid disclosing data for individual companies; the data are included in broader industry totals. Detailed industries with 100 or more employees are shown if industry was not a (D). For explanation of terms, abbreviations, and data reliability/comparability, see introductory text]

NAICS code	Industry	Number of employees for week including March 12	Payroll (\$1,000)		Total number of establishments	Number of establishments by employment-size class								
			First quarter	Annual		1 to 4	5 to 9	10 to 19	20 to 49	50 to 99	100 to 249	250 to 499	500 to 999	1,000 or more
<b>BOURBON—Con.</b>														
53	Real estate & rental & leasing .....	30	112	472	9	8	—	1	—	—	—	—	—	—
54	Professional, scientific & technical services .....	109	334	1 417	35	28	6	—	1	—	—	—	—	—
541	Professional, scientific & technical services .....	109	334	1 417	35	28	6	—	1	—	—	—	—	—
56	Admin, support, waste mgmt, remediation services .....	149	272	1 583	14	7	4	2	—	1	—	—	—	—
561	Administrative & support services .....	149	272	1 583	14	7	4	2	—	1	—	—	—	—
61	Educational services .....	(B)	(D)	(D)	2	—	—	1	1	—	—	—	—	—
62	Health care and social assistance .....	469	2 522	11 251	38	21	10	4	1	—	2	—	—	—
621	Ambulatory health care services .....	125	743	3 486	29	19	7	3	—	—	—	—	—	—
622	Hospitals .....	(C)	(D)	(D)	1	—	—	—	—	—	1	—	—	—
6221	General medical & surgical hospitals .....	(C)	(D)	(D)	1	—	—	—	—	—	1	—	—	—
62211	General medical & surgical hospitals .....	(C)	(D)	(D)	1	—	—	—	—	—	1	—	—	—
623	Nursing & residential care facilities .....	(C)	(D)	(D)	1	—	—	—	—	—	1	—	—	—
6231	Nursing care facilities .....	(C)	(D)	(D)	1	—	—	—	—	—	1	—	—	—
62311	Nursing care facilities .....	(C)	(D)	(D)	1	—	—	—	—	—	1	—	—	—
71	Arts, entertainment & recreation .....	73	195	1 320	8	5	1	1	1	—	—	—	—	—
72	Accommodation & food services .....	326	645	2 852	27	10	5	6	5	1	—	—	—	—
722	Food services & drinking places .....	326	645	2 852	27	10	5	6	5	1	—	—	—	—
7221	Full-service restaurants .....	(C)	(D)	(D)	13	6	2	4	1	—	—	—	—	—
72211	Full-service restaurants .....	(C)	(D)	(D)	13	6	2	4	1	—	—	—	—	—
7222	Limited-service eating places .....	212	427	1 855	13	3	3	2	4	1	—	—	—	—
72221	Limited-service eating places .....	212	427	1 855	13	3	3	2	4	1	—	—	—	—
81	Other services (except public administration) .....	221	580	2 652	50	35	10	3	2	—	—	—	—	—
813	Religious, grantmaking, civic, prof & like organizations .....	123	259	1 128	27	19	5	2	1	—	—	—	—	—
99	Unclassified establishments .....	(A)	(D)	(D)	5	5	—	—	—	—	—	—	—	—
<b>BOYD</b>														
	Total .....	26 062	184 025	817 518	1 535	727	342	232	150	45	27	8	1	3
11	Forestry, fishing, hunting, and agriculture support .....	(A)	(D)	(D)	1	—	—	1	—	—	—	—	—	—
21	Mining .....	1 334	14 567	65 250	15	4	—	2	1	3	3	2	—	—
212	Mining (except oil & gas) .....	(G)	(D)	(D)	9	1	—	2	—	2	2	2	—	—
2121	Coal mining .....	(G)	(D)	(D)	9	1	—	2	—	2	2	2	—	—
21211	Coal mining .....	(G)	(D)	(D)	9	1	—	2	—	2	2	2	—	—
213	Mining support activities .....	(E)	(D)	(D)	4	1	—	—	1	1	1	—	—	—
2131	Mining support activities .....	(E)	(D)	(D)	4	1	—	—	1	1	1	—	—	—
21311	Mining support activities .....	(E)	(D)	(D)	4	1	—	—	1	1	1	—	—	—
22	Utilities .....	(E)	(D)	(D)	7	—	3	—	1	—	3	—	—	—
221	Utilities .....	(E)	(D)	(D)	7	—	3	—	1	—	3	—	—	—
2211	Elec pwr generation, transmsn & distribution ...	(E)	(D)	(D)	4	—	1	—	—	—	3	—	—	—
22112	Electric pwr transmsn, control & distribution ..	(E)	(D)	(D)	4	—	1	—	—	—	3	—	—	—
23	Construction .....	1 413	9 159	46 472	132	70	27	18	15	—	1	1	—	—
233	Building, developing & general contracting .....	399	2 922	11 055	40	19	8	6	7	—	—	—	—	—
2332	Residential building construction .....	122	1 213	4 068	21	13	4	3	1	—	—	—	—	—
2333	Nonresidential building construction .....	277	1 709	6 987	19	6	4	3	6	—	—	—	—	—
23332	Commercial & institutional bldg construction ..	209	1 499	6 223	16	6	3	3	4	—	—	—	—	—
233320	Commercial & institutional bldg construction .....	209	1 499	6 223	16	6	3	3	4	—	—	—	—	—
234	Heavy construction .....	210	1 294	6 734	12	5	2	3	1	—	1	—	—	—
2349	Other heavy construction .....	(C)	(D)	(D)	11	5	2	2	1	—	1	—	—	—
23491	Water, sewer & pipeline construction .....	(C)	(D)	(D)	5	3	1	—	—	—	1	—	—	—
235	Special trade contractors .....	804	4 943	28 683	80	46	17	9	7	—	—	1	—	—
2351	Plumbing, heating & AC contractor .....	415	2 970	18 352	19	11	1	4	2	—	—	1	—	—
23511	Plumbing, heating & AC contractor .....	415	2 970	18 352	19	11	1	4	2	—	—	1	—	—
235110	Plumbing, heating & AC contractor .....	415	2 970	18 352	19	11	1	4	2	—	—	1	—	—

Note: Employment-size classes are indicated as follows: A—0 to 19; B—20 to 99; C—100 to 249; E—250 to 499; F—500 to 999; G—1,000 to 2,499; H—2,500 to 4,999; I—5,000 to 9,999; J—10,000 to 24,999; K—25,000 to 49,999; L—50,000 to 99,999; M—100,000 or more.





**Table 6. Counties—Employees, Payroll, and Establishments by Industry: 1999—Con.**

[Excludes most government employees, railroad employees, and self-employed persons. Size class 1 to 4 includes establishments with payroll, but no employees, during mid-March pay period. (D) denotes figures withheld to avoid disclosing data for individual companies; the data are included in broader industry totals. Detailed industries with 100 or more employees are shown if industry was not a (D). For explanation of terms, abbreviations, and data reliability/comparability, see introductory text]

NAICS code	Industry	Number of employees for week including March 12	Payroll (\$1,000)		Total number of establishments	Number of establishments by employment-size class									
			First quarter	Annual		1 to 4	5 to 9	10 to 19	20 to 49	50 to 99	100 to 249	250 to 499	500 to 999	1,000 or more	
<b>BOYD—Con.</b>															
<b>62</b>	<b>Health care and social assistance—Con.</b>														
624	Social assistance .....	130	330	1 669	17	9	3	3	2	—	—	—	—	—	
<b>71</b>	<b>Arts, entertainment &amp; recreation .....</b>	<b>169</b>	<b>418</b>	<b>1 891</b>	<b>19</b>	<b>12</b>	<b>2</b>	<b>3</b>	<b>1</b>	<b>1</b>	—	—	—	—	
713	Amusement, gambling & recreation industries ....	(C)	(D)	(D)	16	10	2	2	1	1	—	—	—	—	
7139	Other amusement & recreation industries .....	149	346	1 599	15	9	2	2	1	1	—	—	—	—	
<b>72</b>	<b>Accommodation &amp; food services .....</b>	<b>2 167</b>	<b>4 428</b>	<b>19 335</b>	<b>103</b>	<b>23</b>	<b>14</b>	<b>25</b>	<b>32</b>	<b>6</b>	<b>3</b>	—	—	—	
721	Accommodation .....	260	595	2 738	13	5	—	4	3	—	1	—	—	—	
7211	Traveler accommodation.....	(E)	(D)	(D)	12	4	—	4	3	—	1	—	—	—	
72111	Hotels (exc casino hotels) & motels .....	(E)	(D)	(D)	12	4	—	4	3	—	1	—	—	—	
722	Food services & drinking places .....	1 907	3 833	16 597	90	18	14	21	29	6	2	—	—	—	
7221	Full-service restaurants .....	795	1 692	7 326	32	7	4	7	8	5	1	—	—	—	
72211	Full-service restaurants .....	795	1 692	7 326	32	7	4	7	8	5	1	—	—	—	
722110	Full-service restaurants .....	795	1 692	7 326	32	7	4	7	8	5	1	—	—	—	
7222	Limited-service eating places .....	1 063	2 039	8 828	53	9	9	13	20	1	1	—	—	—	
72221	Limited-service eating places .....	1 063	2 039	8 828	53	9	9	13	20	1	1	—	—	—	
722211	Limited-service restaurants .....	1 014	1 940	8 406	47	6	9	10	20	1	1	—	—	—	
<b>81</b>	<b>Other services (except public administration) .....</b>	<b>1 109</b>	<b>3 524</b>	<b>16 131</b>	<b>186</b>	<b>126</b>	<b>34</b>	<b>18</b>	<b>4</b>	<b>4</b>	—	—	—	—	
811	Repair & maintenance .....	270	994	4 370	52	36	10	4	1	1	—	—	—	—	
8111	Automotive repair & maintenance .....	185	615	2 662	37	26	8	2	—	1	—	—	—	—	
812	Personal & laundry services .....	386	1 348	6 519	41	25	8	4	1	3	—	—	—	—	
8121	Personal care services .....	(C)	(D)	(D)	23	16	4	2	1	—	—	—	—	—	
81211	Hair, nail & skin care services .....	104	352	1 353	20	13	4	2	1	—	—	—	—	—	
8122	Death care services .....	126	344	2 214	11	4	4	2	—	1	—	—	—	—	
8123	Drycleaning & laundry services .....	(C)	(D)	(D)	5	3	—	—	—	2	—	—	—	—	
813	Religious, grantmaking, civic, prof & like organizations .....	453	1 182	5 242	93	65	16	10	2	—	—	—	—	—	
8131	Religious organizations .....	225	513	2 425	51	35	12	3	1	—	—	—	—	—	
81311	Religious organizations .....	225	513	2 425	51	35	12	3	1	—	—	—	—	—	
813110	Religious organizations .....	225	513	2 425	51	35	12	3	1	—	—	—	—	—	
8134	Civic & social organizations .....	104	263	1 035	16	9	2	5	—	—	—	—	—	—	
81341	Civic & social organizations .....	104	263	1 035	16	9	2	5	—	—	—	—	—	—	
813410	Civic & social organizations .....	104	263	1 035	16	9	2	5	—	—	—	—	—	—	
8139	Business, labor, political, like organizations .....	110	367	1 607	21	16	2	2	1	—	—	—	—	—	
81393	Labor unions & similar labor organizations .....	102	314	1 307	15	10	2	2	1	—	—	—	—	—	
813930	Labor unions & similar labor organizations .....	102	314	1 307	15	10	2	2	1	—	—	—	—	—	
<b>95</b>	<b>Auxiliaries (exc corporate, subsidiary &amp; regional mgt) .....</b>	<b>123</b>	<b>1 331</b>	<b>4 212</b>	<b>14</b>	<b>5</b>	<b>4</b>	<b>3</b>	<b>2</b>	—	—	—	—	—	
<b>99</b>	<b>Unclassified establishments .....</b>	<b>(B)</b>	<b>(D)</b>	<b>(D)</b>	<b>18</b>	<b>17</b>	<b>1</b>	—	—	—	—	—	—	—	
<b>BOYLE</b>															
	<b>Total .....</b>	<b>15 290</b>	<b>88 291</b>	<b>375 891</b>	<b>769</b>	<b>385</b>	<b>171</b>	<b>92</b>	<b>74</b>	<b>28</b>	<b>9</b>	<b>4</b>	<b>4</b>	<b>2</b>	
<b>21</b>	<b>Mining .....</b>	<b>(A)</b>	<b>(D)</b>	<b>(D)</b>	<b>2</b>	<b>1</b>	—	<b>1</b>	—	—	—	—	—	—	
<b>22</b>	<b>Utilities .....</b>	<b>149</b>	<b>1 532</b>	<b>6 455</b>	<b>3</b>	—	—	—	<b>1</b>	<b>2</b>	—	—	—	—	
221	Utilities .....	149	1 532	6 455	3	—	—	—	1	2	—	—	—	—	
2211	Elec pwr generation, transmsn & distribution .....	(C)	(D)	(D)	2	—	—	—	—	2	—	—	—	—	
22112	Electric pwr transmsn, control & distribution .....	(C)	(D)	(D)	2	—	—	—	—	2	—	—	—	—	
<b>23</b>	<b>Construction .....</b>	<b>486</b>	<b>2 202</b>	<b>11 087</b>	<b>78</b>	<b>47</b>	<b>14</b>	<b>11</b>	<b>5</b>	<b>1</b>	—	—	—	—	
235	Special trade contractors .....	355	1 461	7 549	51	27	10	10	3	1	—	—	—	—	
2354	Masonry, drywall, insulation, tile contractors .....	128	518	2 440	10	4	1	4	—	1	—	—	—	—	
<b>31-33</b>	<b>Manufacturing .....</b>	<b>5 297</b>	<b>40 973</b>	<b>169 328</b>	<b>33</b>	<b>7</b>	<b>4</b>	<b>3</b>	<b>4</b>	<b>3</b>	<b>7</b>	<b>2</b>	<b>1</b>	<b>2</b>	
316	Leather & allied product mfg .....	(E)	(D)	(D)	1	—	—	—	—	—	—	1	—	—	
3162	Footwear mfg .....	(E)	(D)	(D)	1	—	—	—	—	—	—	1	—	—	
31621	Footwear mfg .....	(E)	(D)	(D)	1	—	—	—	—	—	—	1	—	—	
323	Printing & related support activities .....	(G)	(D)	(D)	2	—	1	—	—	—	—	—	—	1	
3231	Printing & related support activities .....	(G)	(D)	(D)	2	—	1	—	—	—	—	—	—	1	
32311	Printing .....	(G)	(D)	(D)	2	—	1	—	—	—	—	—	—	1	
326	Plastics & rubber products mfg .....	(C)	(D)	(D)	1	—	—	—	—	—	—	1	—	—	
3261	Plastics product mfg .....	(C)	(D)	(D)	1	—	—	—	—	—	—	1	—	—	
32611	Unsupported plastics film, sheet, & bag mfg .....	(C)	(D)	(D)	1	—	—	—	—	—	—	1	—	—	
327	Nonmetallic mineral product mfg .....	(C)	(D)	(D)	5	2	1	1	—	—	1	—	—	—	
3272	Glass & glass product mfg .....	(C)	(D)	(D)	1	—	—	—	—	—	—	1	—	—	
32721	Glass & glass product mfg .....	(C)	(D)	(D)	1	—	—	—	—	—	—	1	—	—	
331	Primary metal mfg .....	(F)	(D)	(D)	1	—	—	—	—	—	—	—	1	—	
3312	Steel product mfg from purchased steel .....	(F)	(D)	(D)	1	—	—	—	—	—	—	—	1	—	
33122	Rolling & drawing of purchased steel .....	(F)	(D)	(D)	1	—	—	—	—	—	—	—	1	—	
332	Fabricated metal product mfg .....	201	1 282	5 721	4	1	—	—	1	2	—	—	—	—	

Note: Employment-size classes are indicated as follows: A—0 to 19; B—20 to 99; C—100 to 249; E—250 to 499; F—500 to 999; G—1,000 to 2,499; H—2,500 to 4,999; I—5,000 to 9,999; J—10,000 to 24,999; K—25,000 to 49,999; L—50,000 to 99,999; M—100,000 or more.

**Table 6. Counties—Employees, Payroll, and Establishments by Industry: 1999—Con.**

[Excludes most government employees, railroad employees, and self-employed persons. Size class 1 to 4 includes establishments with payroll, but no employees, during mid-March pay period. (D) denotes figures withheld to avoid disclosing data for individual companies; the data are included in broader industry totals. Detailed industries with 100 or more employees are shown if industry was not a (D). For explanation of terms, abbreviations, and data reliability/comparability, see introductory text]

NAICS code	Industry	Number of employees for week including March 12	Payroll (\$1,000)		Total number of establishments	Number of establishments by employment-size class									
			First quarter	Annual		1 to 4	5 to 9	10 to 19	20 to 49	50 to 99	100 to 249	250 to 499	500 to 999	1,000 or more	
<b>BOYLE—Con.</b>															
<b>31-33 Manufacturing—Con.</b>															
333	Machinery mfg .....	642	4 914	22 123	6	1	—	1	1	—	2	1	—	—	
3333	Commercial & service industry machinery mfg ..	(C)	(D)	(D)	1	—	—	—	—	—	1	—	—	—	
33331	Commercial & service industry machinery mfg .....	(C)	(D)	(D)	1	—	—	—	—	—	1	—	—	—	
3334	HVAC & commercial refrigeration equipment mfg .....	(C)	(D)	(D)	1	—	—	—	—	—	1	—	—	—	
33341	HVAC & commercial refrigeration equipment mfg .....	(C)	(D)	(D)	1	—	—	—	—	—	1	—	—	—	
3339	Other general purpose machinery mfg .....	(E)	(D)	(D)	1	—	—	—	—	—	—	1	—	—	
33392	Material handling equipment mfg .....	(E)	(D)	(D)	1	—	—	—	—	—	—	1	—	—	
335	Electrical equip, appliance & component mfg .....	(G)	(D)	(D)	2	—	—	—	1	—	—	—	—	1	
3352	Household appliance mfg .....	(G)	(D)	(D)	1	—	—	—	—	—	—	—	—	1	
33521	Small electrical appliance mfg .....	(G)	(D)	(D)	1	—	—	—	—	—	—	—	—	1	
337	Furniture & related product mfg .....	(C)	(D)	(D)	1	—	—	—	—	—	1	—	—	—	
3371	HH & institutional furniture & kitchen cabinet mfg .....	(C)	(D)	(D)	1	—	—	—	—	—	1	—	—	—	
33712	Household & institutional furniture mfg .....	(C)	(D)	(D)	1	—	—	—	—	—	1	—	—	—	
339	Miscellaneous mfg .....	(E)	(D)	(D)	3	1	—	—	—	—	2	—	—	—	
3399	Other miscellaneous mfg .....	(E)	(D)	(D)	3	1	—	—	—	—	2	—	—	—	
33995	Sign mfg .....	(C)	(D)	(D)	1	—	—	—	—	—	1	—	—	—	
33999	All other misc mfg .....	(C)	(D)	(D)	2	1	—	—	—	—	1	—	—	—	
<b>42</b>	<b>Wholesale trade .....</b>	<b>317</b>	<b>1 352</b>	<b>5 457</b>	<b>35</b>	<b>13</b>	<b>10</b>	<b>8</b>	<b>4</b>	—	—	—	—	—	
421	Wholesale trade, durable goods .....	165	837	3 686	23	9	9	4	1	—	—	—	—	—	
422	Wholesale trade, nondurable goods .....	152	515	1 771	12	4	1	4	3	—	—	—	—	—	
<b>44-45</b>	<b>Retail trade .....</b>	<b>2 000</b>	<b>7 856</b>	<b>33 692</b>	<b>157</b>	<b>71</b>	<b>43</b>	<b>24</b>	<b>11</b>	<b>7</b>	—	<b>1</b>	—	—	
441	Motor vehicle & parts dealers .....	331	1 642	7 694	20	8	3	4	3	2	—	—	—	—	
4411	Automobile dealers .....	(C)	(D)	(D)	9	4	1	—	2	2	—	—	—	—	
44111	New car dealers .....	203	1 152	5 495	5	1	—	—	2	2	—	—	—	—	
441110	New car dealers .....	203	1 152	5 495	5	1	—	—	2	2	—	—	—	—	
4413	Automotive parts, accessories & tire stores .....	(C)	(D)	(D)	9	3	2	3	1	—	—	—	—	—	
44131	Automotive parts, accessories & tire stores .....	(C)	(D)	(D)	9	3	2	3	1	—	—	—	—	—	
444	Bldg material & garden equip & supp dealers .....	205	975	4 151	17	8	2	5	1	1	—	—	—	—	
4441	Building material & supplies dealers .....	166	849	3 561	11	4	2	3	1	1	—	—	—	—	
445	Food & beverage stores .....	(E)	(D)	(D)	15	4	3	3	2	3	—	—	—	—	
4451	Grocery stores .....	(E)	(D)	(D)	13	3	3	2	2	3	—	—	—	—	
44511	Grocery (except convenience) stores .....	324	852	3 683	11	1	3	2	2	3	—	—	—	—	
445110	Grocery (except convenience) stores .....	324	852	3 683	11	1	3	2	2	3	—	—	—	—	
447	Gasoline stations .....	150	438	1 868	22	7	9	6	—	—	—	—	—	—	
4471	Gasoline stations .....	150	438	1 868	22	7	9	6	—	—	—	—	—	—	
44711	Gasoline stations with convenience stores .....	121	351	1 501	14	2	6	6	—	—	—	—	—	—	
447110	Gasoline stations with convenience stores .....	121	351	1 501	14	2	6	6	—	—	—	—	—	—	
448	Clothing & clothing accessories stores .....	181	420	1 740	17	5	8	2	2	—	—	—	—	—	
4481	Clothing stores .....	133	331	1 352	8	2	2	2	2	—	—	—	—	—	
44814	Family clothing stores .....	115	269	1 178	4	—	—	2	2	—	—	—	—	—	
448140	Family clothing stores .....	115	269	1 178	4	—	—	2	2	—	—	—	—	—	
452	General merchandise stores .....	515	2 170	8 267	9	3	2	1	1	1	—	1	—	—	
4529	Other general merchandise stores .....	(E)	(D)	(D)	8	3	2	1	1	—	—	1	—	—	
45291	Warehouse clubs & superstores .....	(E)	(D)	(D)	1	—	—	—	—	—	—	—	—	—	
<b>48-49</b>	<b>Transportation &amp; warehousing .....</b>	<b>108</b>	<b>745</b>	<b>3 092</b>	<b>10</b>	<b>3</b>	<b>2</b>	<b>3</b>	<b>2</b>	—	—	—	—	—	
<b>51</b>	<b>Information .....</b>	<b>889</b>	<b>5 612</b>	<b>23 526</b>	<b>16</b>	<b>6</b>	<b>2</b>	<b>3</b>	<b>3</b>	<b>1</b>	—	—	<b>1</b>	—	
511	Publishing industries .....	(F)	(D)	(D)	2	—	—	—	—	1	—	—	1	—	
5111	Newspaper, periodical, book, database publishers .....	(F)	(D)	(D)	2	—	—	—	—	1	—	—	1	—	
51119	Other publishers .....	(F)	(D)	(D)	1	—	—	—	—	—	—	—	—	1	
513	Broadcasting & telecommunications .....	(C)	(D)	(D)	11	5	2	2	2	—	—	—	—	—	
<b>52</b>	<b>Finance &amp; insurance .....</b>	<b>358</b>	<b>2 802</b>	<b>11 012</b>	<b>57</b>	<b>35</b>	<b>15</b>	<b>6</b>	—	—	<b>1</b>	—	—	—	
522	Credit intermediation & related activities .....	282	1 966	7 833	33	17	10	5	—	—	1	—	—	—	
5221	Depository credit intermediation .....	238	1 633	6 447	15	3	6	5	—	—	1	—	—	—	
52211	Commercial banking .....	217	1 455	5 767	12	2	5	4	—	—	1	—	—	—	
522110	Commercial banking .....	217	1 455	5 767	12	2	5	4	—	—	1	—	—	—	
<b>53</b>	<b>Real estate &amp; rental &amp; leasing .....</b>	<b>89</b>	<b>409</b>	<b>1 842</b>	<b>21</b>	<b>15</b>	<b>3</b>	<b>2</b>	<b>1</b>	—	—	—	—	—	
<b>54</b>	<b>Professional, scientific &amp; technical services .....</b>	<b>300</b>	<b>1 743</b>	<b>8 940</b>	<b>51</b>	<b>31</b>	<b>10</b>	<b>6</b>	<b>4</b>	—	—	—	—	—	
541	Professional, scientific & technical services .....	300	1 743	8 940	51	31	10	6	4	—	—	—	—	—	
<b>55</b>	<b>Management of companies &amp; enterprises .....</b>	<b>(B)</b>	<b>(D)</b>	<b>(D)</b>	<b>2</b>	—	—	<b>1</b>	—	<b>1</b>	—	—	—	—	
<b>56</b>	<b>Admin, support, waste mgt, remediation services .....</b>	<b>811</b>	<b>2 417</b>	<b>10 471</b>	<b>29</b>	<b>16</b>	<b>4</b>	—	<b>4</b>	<b>3</b>	<b>1</b>	<b>1</b>	—	—	
561	Administrative & support services .....	(F)	(D)	(D)	28	16	4	—	3	3	1	1	—	—	
5613	Employment services .....	643	1 812	7 833	10	4	—	—	2	2	1	1	—	—	
56132	Temporary help services .....	(F)	(D)	(D)	8	2	—	—	2	2	1	1	—	—	
5617	Services to buildings & dwellings .....	107	291	1 316	6	4	—	—	1	1	—	—	—	—	
56172	Janitorial services .....	101	273	1 208	3	1	—	—	1	1	—	—	—	—	
561720	Janitorial services .....	101	273	1 208	3	1	—	—	1	1	—	—	—	—	

Note: Employment-size classes are indicated as follows: A—0 to 19; B—20 to 99; C—100 to 249; E—250 to 499; F—500 to 999; G—1,000 to 2,499; H—2,500 to 4,999; I—5,000 to 9,999; J—10,000 to 24,999; K—25,000 to 49,999; L—50,000 to 99,999; M—100,000 or more.

**Table 6. Counties—Employees, Payroll, and Establishments by Industry: 1999—Con.**

[Excludes most government employees, railroad employees, and self-employed persons. Size class 1 to 4 includes establishments with payroll, but no employees, during mid-March pay period. (D) denotes figures withheld to avoid disclosing data for individual companies; the data are included in broader industry totals. Detailed industries with 100 or more employees are shown if industry was not a (D). For explanation of terms, abbreviations, and data reliability/comparability, see introductory text]

NAICS code	Industry	Number of employees for week including March 12	Payroll (\$1,000)		Total number of establishments	Number of establishments by employment-size class								
			First quarter	Annual		1 to 4	5 to 9	10 to 19	20 to 49	50 to 99	100 to 249	250 to 499	500 to 999	1,000 or more
<b>BOYLE—Con.</b>														
<b>61</b>	<b>Educational services</b>	(F)	(D)	(D)	<b>7</b>	<b>5</b>	—	—	<b>1</b>	—	—	—	<b>1</b>	—
611	Educational services	(F)	(D)	(D)	7	5	—	—	1	—	—	—	1	—
6113	Colleges, universities & professional schools	(F)	(D)	(D)	1	—	—	—	—	—	—	—	1	—
61131	Colleges, universities & professional schools	(F)	(D)	(D)	1	—	—	—	—	—	—	—	1	—
<b>62</b>	<b>Health care and social assistance</b>	<b>1 845</b>	<b>13 620</b>	<b>60 888</b>	<b>104</b>	<b>49</b>	<b>29</b>	<b>11</b>	<b>10</b>	<b>4</b>	—	—	<b>1</b>	—
621	Ambulatory health care services	612	5 431	27 122	78	36	24	10	8	—	—	—	—	—
6211	Offices of physicians	303	3 408	17 956	37	15	12	6	4	—	—	—	—	—
62111	Offices of physicians	303	3 408	17 956	37	15	12	6	4	—	—	—	—	—
6216	Home health care services	103	494	2 498	4	—	—	1	3	—	—	—	—	—
62161	Home health care services	103	494	2 498	4	—	—	1	3	—	—	—	—	—
621610	Home health care services	103	494	2 498	4	—	—	1	3	—	—	—	—	—
622	Hospitals	(F)	(D)	(D)	3	2	—	—	—	—	—	—	1	—
6221	General medical & surgical hospitals	(F)	(D)	(D)	2	1	—	—	—	—	—	—	1	—
62211	General medical & surgical hospitals	(F)	(D)	(D)	2	1	—	—	—	—	—	—	1	—
623	Nursing & residential care facilities	244	1 129	4 861	4	—	1	—	—	3	—	—	—	—
6231	Nursing care facilities	(C)	(D)	(D)	2	—	—	—	—	2	—	—	—	—
62311	Nursing care facilities	(C)	(D)	(D)	2	—	—	—	—	2	—	—	—	—
624	Social assistance	(C)	(D)	(D)	19	11	4	1	2	1	—	—	—	—
<b>71</b>	<b>Arts, entertainment &amp; recreation</b>	<b>163</b>	<b>327</b>	<b>1 606</b>	<b>12</b>	<b>5</b>	<b>2</b>	<b>2</b>	<b>2</b>	<b>1</b>	—	—	—	—
713	Amusement, gambling & recreation industries	147	313	1 516	8	2	2	1	2	1	—	—	—	—
7139	Other amusement & recreation industries	147	313	1 516	8	2	2	1	2	1	—	—	—	—
<b>72</b>	<b>Accommodation &amp; food services</b>	<b>1 141</b>	<b>2 251</b>	<b>9 885</b>	<b>57</b>	<b>14</b>	<b>11</b>	<b>7</b>	<b>20</b>	<b>5</b>	—	—	—	—
722	Food services & drinking places	1 079	2 077	9 172	51	11	11	6	18	5	—	—	—	—
7221	Full-service restaurants	441	779	3 316	21	4	8	1	5	3	—	—	—	—
72211	Full-service restaurants	441	779	3 316	21	4	8	1	5	3	—	—	—	—
722110	Full-service restaurants	441	779	3 316	21	4	8	1	5	3	—	—	—	—
7222	Limited-service eating places	522	1 003	4 683	22	2	1	5	13	1	—	—	—	—
72221	Limited-service eating places	522	1 003	4 683	22	2	1	5	13	1	—	—	—	—
7223	Special food services	(C)	(D)	(D)	7	4	2	—	—	1	—	—	—	—
72231	Food service contractors	(C)	(D)	(D)	6	3	2	—	—	1	—	—	—	—
<b>81</b>	<b>Other services (except public administration)</b>	<b>355</b>	<b>1 149</b>	<b>4 750</b>	<b>91</b>	<b>64</b>	<b>21</b>	<b>4</b>	<b>2</b>	—	—	—	—	—
813	Religious, grantmaking, civic, prof & like organizations	184	544	2 205	44	32	8	3	1	—	—	—	—	—
8131	Religious organizations	140	343	1 347	27	18	5	3	1	—	—	—	—	—
81311	Religious organizations	140	343	1 347	27	18	5	3	1	—	—	—	—	—
813110	Religious organizations	140	343	1 347	27	18	5	3	1	—	—	—	—	—
<b>99</b>	<b>Unclassified establishments</b>	<b>5</b>	<b>6</b>	<b>90</b>	<b>4</b>	<b>3</b>	<b>1</b>	—	—	—	—	—	—	—
<b>BRACKEN</b>														
	<b>Total</b>	<b>1 050</b>	<b>4 523</b>	<b>19 708</b>	<b>115</b>	<b>72</b>	<b>23</b>	<b>16</b>	<b>2</b>	—	<b>1</b>	<b>1</b>	—	—
<b>22</b>	<b>Utilities</b>	(A)	(D)	(D)	1	—	1	—	—	—	—	—	—	—
<b>23</b>	<b>Construction</b>	41	204	1 184	8	4	2	2	—	—	—	—	—	—
<b>31-33</b>	<b>Manufacturing</b>	(E)	(D)	(D)	5	1	1	2	—	—	1	—	—	—
326	Plastics & rubber products mfg	(C)	(D)	(D)	1	—	—	—	—	—	1	—	—	—
3261	Plastics product mfg	(C)	(D)	(D)	1	—	—	—	—	—	1	—	—	—
32613	Laminated plastics plate, sheet & shape mfg	(C)	(D)	(D)	1	—	—	—	—	—	1	—	—	—
<b>42</b>	<b>Wholesale trade</b>	(B)	(D)	(D)	4	1	1	1	1	—	—	—	—	—
<b>44-45</b>	<b>Retail trade</b>	116	383	1 592	25	15	5	5	—	—	—	—	—	—
<b>48-49</b>	<b>Transportation &amp; warehousing</b>	(B)	(D)	(D)	7	6	—	—	1	—	—	—	—	—
<b>51</b>	<b>Information</b>	(A)	(D)	(D)	2	1	1	—	—	—	—	—	—	—
<b>52</b>	<b>Finance &amp; insurance</b>	40	263	1 123	6	3	2	1	—	—	—	—	—	—
<b>53</b>	<b>Real estate &amp; rental &amp; leasing</b>	8	14	53	3	3	—	—	—	—	—	—	—	—
<b>54</b>	<b>Professional, scientific &amp; technical services</b>	14	67	263	8	7	1	—	—	—	—	—	—	—
<b>56</b>	<b>Admin, support, waste mgt, remediation services</b>	(E)	(D)	(D)	3	1	1	—	—	—	—	1	—	—
561	Administrative & support services	(E)	(D)	(D)	3	1	1	—	—	—	—	1	—	—
5613	Employment services	(E)	(D)	(D)	1	—	—	—	—	—	—	1	—	—
56132	Temporary help services	(E)	(D)	(D)	1	—	—	—	—	—	—	1	—	—
<b>61</b>	<b>Educational services</b>	(A)	(D)	(D)	1	1	—	—	—	—	—	—	—	—
<b>62</b>	<b>Health care and social assistance</b>	(B)	(D)	(D)	9	6	2	1	—	—	—	—	—	—
<b>71</b>	<b>Arts, entertainment &amp; recreation</b>	(A)	(D)	(D)	1	1	—	—	—	—	—	—	—	—
<b>72</b>	<b>Accommodation &amp; food services</b>	74	122	611	13	6	3	4	—	—	—	—	—	—
<b>81</b>	<b>Other services (except public administration)</b>	42	101	424	19	16	3	—	—	—	—	—	—	—

Note: Employment-size classes are indicated as follows: A—0 to 19; B—20 to 99; C—100 to 249; E—250 to 499; F—500 to 999; G—1,000 to 2,499; H—2,500 to 4,999; I—5,000 to 9,999; J—10,000 to 24,999; K—25,000 to 49,999; L—50,000 to 99,999; M—100,000 or more.



**Table 6. Counties—Employees, Payroll, and Establishments by Industry: 1999—Con.**

[Excludes most government employees, railroad employees, and self-employed persons. Size class 1 to 4 includes establishments with payroll, but no employees, during mid-March pay period. (D) denotes figures withheld to avoid disclosing data for individual companies; the data are included in broader industry totals. Detailed industries with 100 or more employees are shown if industry was not a (D). For explanation of terms, abbreviations, and data reliability/comparability, see introductory text]

NAICS code	Industry	Number of employees for week including March 12	Payroll (\$1,000)		Total number of establishments	Number of establishments by employment-size class								
			First quarter	Annual		1 to 4	5 to 9	10 to 19	20 to 49	50 to 99	100 to 249	250 to 499	500 to 999	1,000 or more
<b>BREATHITT</b>														
	<b>Total</b> .....	<b>2 322</b>	<b>9 995</b>	<b>43 154</b>	<b>236</b>	<b>135</b>	<b>42</b>	<b>32</b>	<b>20</b>	<b>2</b>	<b>5</b>			
21	Mining .....	(B)	(D)	(D)	2	1	—	—	1	—	—	—	—	—
22	Utilities .....	(A)	(D)	(D)	2	1	1	—	—	—	—	—	—	—
23	Construction .....	(B)	(D)	(D)	9	7	1	1	—	—	—	—	—	—
31-33	Manufacturing .....	32	89	618	5	4	—	—	1	—	—	—	—	—
42	Wholesale trade .....	72	386	1 651	7	4	—	1	2	—	—	—	—	—
44-45	Retail trade .....	551	2 169	9 218	51	21	15	9	4	1	1	—	—	—
452	General merchandise stores .....	(C)	(D)	(D)	4	1	2	—	—	—	1	—	—	—
4521	Department stores .....	(C)	(D)	(D)	1	—	—	—	—	—	1	—	—	—
45211	Department stores .....	(C)	(D)	(D)	1	—	—	—	—	—	1	—	—	—
48-49	Transportation & warehousing .....	120	506	2 147	31	24	4	1	2	—	—	—	—	—
51	Information .....	34	162	677	9	6	3	—	—	—	—	—	—	—
52	Finance & insurance .....	128	820	3 703	14	7	2	2	3	—	—	—	—	—
53	Real estate & rental & leasing .....	20	80	320	5	2	3	—	—	—	—	—	—	—
54	Professional, scientific & technical services .....	49	207	831	17	15	1	1	—	—	—	—	—	—
55	Management of companies & enterprises .....	(A)	(D)	(D)	1	—	—	1	—	—	—	—	—	—
56	Admin, support, waste mgt, remediation services .....	(B)	(D)	(D)	4	3	—	—	—	1	—	—	—	—
61	Educational services .....	(B)	(D)	(D)	2	—	—	1	1	—	—	—	—	—
62	Health care and social assistance .....	736	3 857	16 382	32	15	5	6	3	—	3	—	—	—
621	Ambulatory health care services .....	198	1 362	5 901	22	10	4	6	2	—	—	—	—	—
622	Hospitals .....	(E)	(D)	(D)	2	—	—	—	1	—	1	—	—	—
6221	General medical & surgical hospitals .....	(E)	(D)	(D)	2	—	—	—	1	—	1	—	—	—
62211	General medical & surgical hospitals .....	(E)	(D)	(D)	2	—	—	—	1	—	1	—	—	—
623	Nursing & residential care facilities .....	(C)	(D)	(D)	3	2	—	—	—	—	1	—	—	—
6231	Nursing care facilities .....	(C)	(D)	(D)	1	—	—	—	—	—	1	—	—	—
62311	Nursing care facilities .....	(C)	(D)	(D)	1	—	—	—	—	—	1	—	—	—
624	Social assistance .....	(C)	(D)	(D)	5	3	1	—	—	—	1	—	—	—
6241	Individual & family services .....	(C)	(D)	(D)	3	2	—	—	—	—	1	—	—	—
62412	Services for elderly & disabled persons .....	(C)	(D)	(D)	2	1	—	—	—	—	1	—	—	—
72	Accommodation & food services .....	293	564	2 436	17	3	4	7	2	—	1	—	—	—
722	Food services & drinking places .....	(E)	(D)	(D)	14	2	3	6	2	—	1	—	—	—
7222	Limited-service eating places .....	247	446	1 936	10	1	1	5	2	—	1	—	—	—
72221	Limited-service eating places .....	247	446	1 936	10	1	1	5	2	—	1	—	—	—
81	Other services (except public administration) .....	76	299	1 227	27	22	3	2	—	—	—	—	—	—
95	Auxiliaries (exc corporate, subsidiary & regional mgt) .....	(B)	(D)	(D)	1	—	—	—	1	—	—	—	—	—
<b>BRECKINRIDGE</b>														
	<b>Total</b> .....	<b>2 167</b>	<b>8 282</b>	<b>37 785</b>	<b>295</b>	<b>178</b>	<b>55</b>	<b>40</b>	<b>18</b>	<b>2</b>	<b>2</b>			
11	Forestry, fishing, hunting, and agriculture support .....	(A)	(D)	(D)	4	4	—	—	—	—	—	—	—	—
21	Mining .....	(B)	(D)	(D)	2	—	—	2	—	—	—	—	—	—
22	Utilities .....	(B)	(D)	(D)	3	1	—	2	—	—	—	—	—	—
23	Construction .....	163	720	3 995	39	27	8	2	2	—	—	—	—	—
31-33	Manufacturing .....	264	874	4 702	17	8	2	4	2	—	1	—	—	—
315	Apparel manufacturing .....	(C)	(D)	(D)	1	—	—	—	—	—	1	—	—	—
3152	Cut & sew apparel mfg .....	(C)	(D)	(D)	1	—	—	—	—	—	1	—	—	—
31522	Men's, boys' cut & sew apparel mfg .....	(C)	(D)	(D)	1	—	—	—	—	—	1	—	—	—
42	Wholesale trade .....	82	377	1 886	12	5	4	3	—	—	—	—	—	—
44-45	Retail trade .....	526	1 783	7 825	67	35	15	12	4	1	—	—	—	—
445	Food & beverage stores .....	125	285	1 297	12	6	1	2	3	—	—	—	—	—
4451	Grocery stores .....	125	285	1 297	12	6	1	2	3	—	—	—	—	—
44511	Grocery (except convenience) stores .....	(C)	(D)	(D)	10	5	1	1	3	—	—	—	—	—
452	General merchandise stores .....	103	319	1 296	4	2	1	—	—	1	—	—	—	—
48-49	Transportation & warehousing .....	56	481	1 877	10	7	—	2	1	—	—	—	—	—
51	Information .....	40	191	751	6	3	1	2	—	—	—	—	—	—
52	Finance & insurance .....	135	619	3 198	17	10	4	1	2	—	—	—	—	—
522	Credit intermediation & related activities .....	(C)	(D)	(D)	10	4	3	1	2	—	—	—	—	—
5221	Depository credit intermediation .....	107	523	2 773	8	2	3	1	2	—	—	—	—	—
52211	Commercial banking .....	107	523	2 773	8	2	3	1	2	—	—	—	—	—
522110	Commercial banking .....	107	523	2 773	8	2	3	1	2	—	—	—	—	—
53	Real estate & rental & leasing .....	60	173	779	8	4	1	2	1	—	—	—	—	—
54	Professional, scientific & technical services .....	48	196	797	13	8	4	1	—	—	—	—	—	—

Note: Employment-size classes are indicated as follows: A—0 to 19; B—20 to 99; C—100 to 249; E—250 to 499; F—500 to 999; G—1,000 to 2,499; H—2,500 to 4,999; I—5,000 to 9,999; J—10,000 to 24,999; K—25,000 to 49,999; L—50,000 to 99,999; M—100,000 or more.

**Table 6. Counties—Employees, Payroll, and Establishments by Industry: 1999—Con.**

[Excludes most government employees, railroad employees, and self-employed persons. Size class 1 to 4 includes establishments with payroll, but no employees, during mid-March pay period. (D) denotes figures withheld to avoid disclosing data for individual companies; the data are included in broader industry totals. Detailed industries with 100 or more employees are shown if industry was not a (D). For explanation of terms, abbreviations, and data reliability/comparability, see introductory text]

NAICS code	Industry	Number of employees for week including March 12	Payroll (\$1,000)		Total number of establishments	Number of establishments by employment-size class								
			First quarter	Annual		1 to 4	5 to 9	10 to 19	20 to 49	50 to 99	100 to 249	250 to 499	500 to 999	1,000 or more
<b>BRECKINRIDGE—Con.</b>														
55	Management of companies & enterprises	(A)	(D)	(D)	1	1	—	—	—	—	—	—	—	—
56	Admin, support, waste mgt, remediation services	11	40	231	4	3	1	—	—	—	—	—	—	—
62	Health care and social assistance	374	1 409	6 087	24	9	9	4	—	1	1	—	—	—
622	Hospitals	(C)	(D)	(D)	1	—	—	—	—	—	1	—	—	—
6221	General medical & surgical hospitals	(C)	(D)	(D)	1	—	—	—	—	—	1	—	—	—
62211	General medical & surgical hospitals	(C)	(D)	(D)	1	—	—	—	—	—	1	—	—	—
71	Arts, entertainment & recreation	8	15	166	5	5	—	—	—	—	—	—	—	—
72	Accommodation & food services	(C)	(D)	(D)	19	9	3	2	5	—	—	—	—	—
722	Food services & drinking places	(C)	(D)	(D)	18	8	3	2	5	—	—	—	—	—
81	Other services (except public administration)	152	657	2 036	42	37	3	1	1	—	—	—	—	—
99	Unclassified establishments	(A)	(D)	(D)	2	2	—	—	—	—	—	—	—	—
<b>BULLITT</b>														
	Total	10 211	51 788	220 044	919	516	193	112	69	18	7	2	1	1
11	Forestry, fishing, hunting, and agriculture support	(B)	(D)	(D)	2	—	1	—	1	—	—	—	—	—
21	Mining	(B)	(D)	(D)	4	1	—	—	3	—	—	—	—	—
22	Utilities	(B)	(D)	(D)	4	3	—	—	1	—	—	—	—	—
23	Construction	1 170	5 595	26 898	182	108	42	22	6	3	1	—	—	—
233	Building, developing & general contracting	333	1 531	6 347	39	27	6	4	—	1	1	—	—	—
2332	Residential building construction	(C)	(D)	(D)	32	24	6	2	—	—	—	—	—	—
2333	Nonresidential building construction	(C)	(D)	(D)	5	1	—	2	—	1	1	—	—	—
23332	Commercial & institutional bldg construction	155	623	3 159	4	1	—	2	—	—	1	—	—	—
233320	Commercial & institutional bldg construction	155	623	3 159	4	1	—	2	—	—	1	—	—	—
234	Heavy construction	105	852	4 838	12	6	4	1	—	1	—	—	—	—
235	Special trade contractors	732	3 212	15 713	131	75	32	17	6	1	—	—	—	—
2351	Plumbing, heating & AC contractor	235	1 214	5 345	25	12	5	4	3	1	—	—	—	—
23511	Plumbing, heating & AC contractor	235	1 214	5 345	25	12	5	4	3	1	—	—	—	—
235110	Plumbing, heating & AC contractor	235	1 214	5 345	25	12	5	4	3	1	—	—	—	—
2354	Masonry, drywall, insulation, tile contractors	112	471	2 517	21	11	5	4	1	—	—	—	—	—
31-33	Manufacturing	3 075	23 547	88 065	50	18	12	8	5	1	3	1	1	1
312	Beverage & tobacco product mfg	(E)	(D)	(D)	1	—	—	—	—	—	—	1	—	—
3121	Beverage mfg	(E)	(D)	(D)	1	—	—	—	—	—	—	1	—	—
31214	Distilleries	(E)	(D)	(D)	1	—	—	—	—	—	—	1	—	—
323	Printing & related support activities	(G)	(D)	(D)	6	2	—	1	1	—	—	—	1	1
3231	Printing & related support activities	(G)	(D)	(D)	6	2	—	1	1	—	—	—	1	1
32311	Printing	(G)	(D)	(D)	5	2	—	—	1	—	—	—	1	1
332	Fabricated metal product mfg	240	1 694	6 774	12	3	3	2	3	—	1	—	—	—
3325	Hardware mfg	(C)	(D)	(D)	1	—	—	—	—	—	1	—	—	—
33251	Hardware mfg	(C)	(D)	(D)	1	—	—	—	—	—	1	—	—	—
333	Machinery mfg	517	3 978	14 469	6	1	—	1	1	1	2	—	—	—
3339	Other general purpose machinery mfg	(F)	(D)	(D)	4	—	—	—	1	1	2	—	—	—
33392	Material handling equipment mfg	(F)	(D)	(D)	4	—	—	—	1	1	2	—	—	—
42	Wholesale trade	333	1 891	8 433	43	26	8	5	3	1	—	—	—	—
421	Wholesale trade, durable goods	228	1 232	5 524	30	19	6	3	1	1	—	—	—	—
422	Wholesale trade, nondurable goods	105	659	2 909	13	7	2	2	2	—	—	—	—	—
44-45	Retail trade	1 830	6 658	28 621	157	65	51	25	8	6	1	1	—	—
441	Motor vehicle & parts dealers	217	1 125	4 888	24	9	8	5	2	—	—	—	—	—
4413	Automotive parts, accessories & tire stores	117	519	2 195	14	5	4	4	1	—	—	—	—	—
444	Bldg material & garden equip & supp dealers	153	643	3 178	13	5	4	2	1	1	—	—	—	—
4441	Building material & supplies dealers	133	574	2 774	9	3	3	1	1	1	—	—	—	—
445	Food & beverage stores	735	2 312	9 140	27	11	7	3	1	3	1	1	—	—
4451	Grocery stores	712	2 260	8 911	19	5	5	3	1	3	1	1	—	—
44511	Grocery (except convenience) stores	684	2 163	8 479	14	4	1	3	1	3	1	1	—	—
445110	Grocery (except convenience) stores	684	2 163	8 479	14	4	1	3	1	3	1	1	—	—
447	Gasoline stations	450	1 444	5 809	38	7	17	12	—	2	—	—	—	—
4471	Gasoline stations	450	1 444	5 809	38	7	17	12	—	2	—	—	—	—
44711	Gasoline stations with convenience stores	339	1 068	4 519	32	4	16	11	—	1	—	—	—	—
447110	Gasoline stations with convenience stores	339	1 068	4 519	32	4	16	11	—	1	—	—	—	—
44719	Other gasoline stations	111	376	1 290	6	3	1	1	—	1	—	—	—	—
447190	Other gasoline stations	111	376	1 290	6	3	1	1	—	1	—	—	—	—
48-49	Transportation & warehousing	189	943	4 792	45	31	8	5	1	—	—	—	—	—
484	Truck transportation	146	723	3 731	34	24	6	3	1	—	—	—	—	—
51	Information	131	1 064	4 242	8	2	—	3	3	—	—	—	—	—

Note: Employment-size classes are indicated as follows: A—0 to 19; B—20 to 99; C—100 to 249; E—250 to 499; F—500 to 999; G—1,000 to 2,499; H—2,500 to 4,999; I—5,000 to 9,999; J—10,000 to 24,999; K—25,000 to 49,999; L—50,000 to 99,999; M—100,000 or more.

**Table 6. Counties—Employees, Payroll, and Establishments by Industry: 1999—Con.**

[Excludes most government employees, railroad employees, and self-employed persons. Size class 1 to 4 includes establishments with payroll, but no employees, during mid-March pay period. (D) denotes figures withheld to avoid disclosing data for individual companies; the data are included in broader industry totals. Detailed industries with 100 or more employees are shown if industry was not a (D). For explanation of terms, abbreviations, and data reliability/comparability, see introductory text]

NAICS code	Industry	Number of employees for week including March 12	Payroll (\$1,000)		Total number of establishments	Number of establishments by employment-size class								
			First quarter	Annual		1 to 4	5 to 9	10 to 19	20 to 49	50 to 99	100 to 249	250 to 499	500 to 999	1,000 or more
<b>BULLITT—Con.</b>														
<b>52</b>	<b>Finance &amp; insurance</b> .....	<b>257</b>	<b>1 465</b>	<b>6 452</b>	<b>35</b>	<b>25</b>	<b>7</b>	—	<b>1</b>	<b>2</b>	—	—	—	—
522	Credit intermediation & related activities .....	(C)	(D)	(D)	12	5	4	—	1	2	—	—	—	—
5221	Depository credit intermediation .....	(C)	(D)	(D)	9	2	4	—	1	2	—	—	—	—
52211	Commercial banking .....	188	1 109	4 653	6	1	2	—	1	2	—	—	—	—
522110	Commercial banking .....	188	1 109	4 653	6	1	2	—	1	2	—	—	—	—
<b>53</b>	<b>Real estate &amp; rental &amp; leasing</b> .....	<b>107</b>	<b>313</b>	<b>1 439</b>	<b>39</b>	<b>33</b>	<b>4</b>	<b>2</b>	—	—	—	—	—	—
<b>54</b>	<b>Professional, scientific &amp; technical services</b> .....	<b>170</b>	<b>774</b>	<b>3 529</b>	<b>52</b>	<b>40</b>	<b>8</b>	<b>4</b>	—	—	—	—	—	—
541	Professional, scientific & technical services .....	170	774	3 529	52	40	8	4	—	—	—	—	—	—
<b>55</b>	<b>Management of companies &amp; enterprises</b> .....	<b>(A)</b>	<b>(D)</b>	<b>(D)</b>	<b>2</b>	<b>1</b>	<b>1</b>	—	—	—	—	—	—	—
<b>56</b>	<b>Admin, support, waste mgt, remediation services</b> .....	<b>157</b>	<b>523</b>	<b>3 178</b>	<b>32</b>	<b>24</b>	<b>5</b>	<b>1</b>	<b>2</b>	—	—	—	—	—
561	Administrative & support services .....	(C)	(D)	(D)	30	22	5	1	2	—	—	—	—	—
<b>61</b>	<b>Educational services</b> .....	<b>80</b>	<b>221</b>	<b>867</b>	<b>6</b>	<b>3</b>	—	<b>1</b>	<b>2</b>	—	—	—	—	—
<b>62</b>	<b>Health care and social assistance</b> .....	<b>507</b>	<b>2 389</b>	<b>10 608</b>	<b>52</b>	<b>23</b>	<b>16</b>	<b>8</b>	<b>4</b>	—	<b>1</b>	—	—	—
621	Ambulatory health care services .....	172	1 518	6 528	30	16	10	3	1	—	—	—	—	—
623	Nursing & residential care facilities .....	(C)	(D)	(D)	2	1	—	—	—	—	1	—	—	—
6231	Nursing care facilities .....	(C)	(D)	(D)	2	1	—	—	—	—	1	—	—	—
62311	Nursing care facilities .....	(C)	(D)	(D)	2	1	—	—	—	—	1	—	—	—
624	Social assistance .....	(C)	(D)	(D)	20	6	6	5	3	—	—	—	—	—
6244	Child day care services .....	176	287	1 431	16	4	5	4	3	—	—	—	—	—
62441	Child day care services .....	176	287	1 431	16	4	5	4	3	—	—	—	—	—
624410	Child day care services .....	176	287	1 431	16	4	5	4	3	—	—	—	—	—
<b>71</b>	<b>Arts, entertainment &amp; recreation</b> .....	<b>117</b>	<b>218</b>	<b>1 475</b>	<b>14</b>	<b>7</b>	<b>1</b>	<b>5</b>	<b>1</b>	—	—	—	—	—
713	Amusement, gambling & recreation industries .....	117	218	1 475	14	7	1	5	1	—	—	—	—	—
7139	Other amusement & recreation industries .....	(C)	(D)	(D)	13	7	1	4	1	—	—	—	—	—
<b>72</b>	<b>Accommodation &amp; food services</b> .....	<b>1 224</b>	<b>2 698</b>	<b>12 549</b>	<b>67</b>	<b>19</b>	<b>7</b>	<b>13</b>	<b>24</b>	<b>3</b>	<b>1</b>	—	—	—
721	Accommodation .....	160	387	2 078	12	1	3	6	2	—	—	—	—	—
7211	Traveler accommodation .....	(C)	(D)	(D)	10	—	2	6	2	—	—	—	—	—
72111	Hotels (exc casino hotels) & motels .....	(C)	(D)	(D)	10	—	2	6	2	—	—	—	—	—
722	Food services & drinking places .....	1 064	2 311	10 471	55	18	4	7	22	3	1	—	—	—
7221	Full-service restaurants .....	385	1 037	4 652	21	8	2	4	6	—	1	—	—	—
72211	Full-service restaurants .....	385	1 037	4 652	21	8	2	4	6	—	1	—	—	—
722110	Full-service restaurants .....	385	1 037	4 652	21	8	2	4	6	—	1	—	—	—
7222	Limited-service eating places .....	664	1 248	5 760	29	6	1	3	16	3	—	—	—	—
72221	Limited-service eating places .....	664	1 248	5 760	29	6	1	3	16	3	—	—	—	—
722211	Limited-service restaurants .....	664	1 248	5 760	29	6	1	3	16	3	—	—	—	—
<b>81</b>	<b>Other services (except public administration)</b> .....	<b>661</b>	<b>1 962</b>	<b>9 261</b>	<b>112</b>	<b>78</b>	<b>18</b>	<b>10</b>	<b>4</b>	<b>2</b>	—	—	—	—
811	Repair & maintenance .....	206	872	4 856	48	34	6	7	1	—	—	—	—	—
8111	Automotive repair & maintenance .....	139	555	2 270	36	27	4	5	—	—	—	—	—	—
812	Personal & laundry services .....	105	415	1 425	29	24	3	1	1	—	—	—	—	—
813	Religious, grantmaking, civic, prof & like organizations .....	350	675	2 980	35	20	9	2	2	2	—	—	—	—
8131	Religious organizations .....	233	458	1 968	27	16	7	1	2	1	—	—	—	—
81311	Religious organizations .....	233	458	1 968	27	16	7	1	2	1	—	—	—	—
813110	Religious organizations .....	233	458	1 968	27	16	7	1	2	1	—	—	—	—
<b>99</b>	<b>Unclassified establishments</b> .....	<b>(B)</b>	<b>(D)</b>	<b>(D)</b>	<b>13</b>	<b>9</b>	<b>4</b>	—	—	—	—	—	—	—
<b>BUTLER</b>														
	<b>Total</b> .....	<b>3 189</b>	<b>12 911</b>	<b>58 981</b>	<b>203</b>	<b>121</b>	<b>40</b>	<b>18</b>	<b>14</b>	<b>6</b>	<b>2</b>	<b>1</b>	<b>1</b>	—
<b>11</b>	<b>Forestry, fishing, hunting, and agriculture support</b> .....	<b>(B)</b>	<b>(D)</b>	<b>(D)</b>	<b>4</b>	—	<b>3</b>	<b>1</b>	—	—	—	—	—	—
<b>21</b>	<b>Mining</b> .....	<b>(A)</b>	<b>(D)</b>	<b>(D)</b>	<b>2</b>	<b>1</b>	<b>1</b>	—	—	—	—	—	—	—
<b>22</b>	<b>Utilities</b> .....	<b>(A)</b>	<b>(D)</b>	<b>(D)</b>	<b>1</b>	—	—	<b>1</b>	—	—	—	—	—	—
<b>23</b>	<b>Construction</b> .....	<b>208</b>	<b>886</b>	<b>4 566</b>	<b>28</b>	<b>22</b>	<b>4</b>	—	—	<b>2</b>	—	—	—	—
<b>31-33</b>	<b>Manufacturing</b> .....	<b>1 645</b>	<b>7 002</b>	<b>32 052</b>	<b>14</b>	<b>4</b>	<b>1</b>	<b>1</b>	<b>4</b>	<b>1</b>	<b>1</b>	<b>1</b>	<b>1</b>	—
326	Plastics & rubber products mfg .....	(E)	(D)	(D)	2	—	—	—	—	1	—	—	—	—
3261	Plastics product mfg .....	(E)	(D)	(D)	1	—	—	—	—	—	—	1	—	—
32619	Other plastics product mfg .....	(E)	(D)	(D)	1	—	—	—	—	—	—	1	—	—
331	Primary metal mfg .....	(C)	(D)	(D)	1	—	—	—	—	—	1	—	—	—
3315	Foundries .....	(C)	(D)	(D)	1	—	—	—	—	—	1	—	—	—
33152	Nonferrous metal foundries .....	(C)	(D)	(D)	1	—	—	—	—	—	1	—	—	—
336	Transportation equipment mfg .....	(F)	(D)	(D)	2	—	—	—	1	—	—	—	1	—
3363	Motor vehicle parts mfg .....	(F)	(D)	(D)	2	—	—	—	1	—	—	—	1	—
33632	MV electrical & electronic equipment mfg .....	(F)	(D)	(D)	1	—	—	—	—	—	—	—	1	—
<b>42</b>	<b>Wholesale trade</b> .....	<b>48</b>	<b>195</b>	<b>839</b>	<b>8</b>	<b>5</b>	<b>1</b>	<b>2</b>	—	—	—	—	—	—

Note: Employment-size classes are indicated as follows: A—0 to 19; B—20 to 99; C—100 to 249; E—250 to 499; F—500 to 999; G—1,000 to 2,499; H—2,500 to 4,999; I—5,000 to 9,999; J—10,000 to 24,999; K—25,000 to 49,999; L—50,000 to 99,999; M—100,000 or more.

**Table 6. Counties—Employees, Payroll, and Establishments by Industry: 1999—Con.**

[Excludes most government employees, railroad employees, and self-employed persons. Size class 1 to 4 includes establishments with payroll, but no employees, during mid-March pay period. (D) denotes figures withheld to avoid disclosing data for individual companies; the data are included in broader industry totals. Detailed industries with 100 or more employees are shown if industry was not a (D). For explanation of terms, abbreviations, and data reliability/comparability, see introductory text]

NAICS code	Industry	Number of employees for week including March 12	Payroll (\$1,000)		Total number of establishments	Number of establishments by employment-size class									
			First quarter	Annual		1 to 4	5 to 9	10 to 19	20 to 49	50 to 99	100 to 249	250 to 499	500 to 999	1,000 or more	
<b>BUTLER—Con.</b>															
<b>44-45</b>	<b>Retail trade</b> .....	<b>263</b>	<b>833</b>	<b>3 883</b>	<b>45</b>	<b>26</b>	<b>13</b>	<b>4</b>	<b>2</b>	—	—	—	—	—	
445	Food & beverage stores .....	103	254	1 176	11	6	2	1	2	—	—	—	—	—	
4451	Grocery stores .....	103	254	1 176	11	6	2	1	2	—	—	—	—	—	
44511	Grocery (except convenience) stores .....	(C)	(D)	(D)	10	5	2	1	2	—	—	—	—	—	
<b>48-49</b>	<b>Transportation &amp; warehousing</b> .....	<b>147</b>	<b>1 021</b>	<b>4 268</b>	<b>10</b>	<b>4</b>	<b>3</b>	<b>1</b>	<b>1</b>	<b>1</b>	<b>1</b>	—	—	—	
484	Truck transportation .....	147	1 021	4 268	10	4	3	1	1	1	1	—	—	—	
4841	General freight trucking .....	(C)	(D)	(D)	6	2	1	1	1	1	1	—	—	—	
48412	General freight trucking, long-distance .....	132	960	3 996	4	—	1	1	1	1	1	—	—	—	
484121	General freight trucking, long-distance, TL .....	132	960	3 996	4	—	1	1	1	1	1	—	—	—	
<b>51</b>	<b>Information</b> .....	<b>(A)</b>	<b>(D)</b>	<b>(D)</b>	<b>2</b>	<b>1</b>	<b>1</b>	—	—	—	—	—	—	—	
<b>52</b>	<b>Finance &amp; insurance</b> .....	<b>90</b>	<b>408</b>	<b>1 807</b>	<b>10</b>	<b>3</b>	<b>3</b>	<b>2</b>	<b>2</b>	—	—	—	—	—	
<b>53</b>	<b>Real estate &amp; rental &amp; leasing</b> .....	<b>18</b>	<b>41</b>	<b>162</b>	<b>8</b>	<b>7</b>	<b>1</b>	—	—	—	—	—	—	—	
<b>54</b>	<b>Professional, scientific &amp; technical services</b> .....	<b>35</b>	<b>97</b>	<b>367</b>	<b>7</b>	<b>4</b>	<b>1</b>	<b>2</b>	—	—	—	—	—	—	
<b>56</b>	<b>Admin, support, waste mgt, remediation services</b> .....	<b>210</b>	<b>624</b>	<b>2 905</b>	<b>4</b>	<b>1</b>	—	—	<b>1</b>	<b>2</b>	—	—	—	—	
561	Administrative & support services .....	210	624	2 905	4	1	—	—	1	2	—	—	—	—	
5613	Employment services .....	(C)	(D)	(D)	3	—	—	—	1	2	—	—	—	—	
56131	Employment placement agencies .....	(C)	(D)	(D)	2	—	—	—	1	1	—	—	—	—	
<b>61</b>	<b>Educational services</b> .....	<b>(A)</b>	<b>(D)</b>	<b>(D)</b>	<b>2</b>	<b>2</b>	—	—	—	—	—	—	—	—	
<b>62</b>	<b>Health care and social assistance</b> .....	<b>228</b>	<b>1 006</b>	<b>4 027</b>	<b>15</b>	<b>9</b>	<b>3</b>	<b>1</b>	<b>1</b>	—	<b>1</b>	—	—	—	
623	Nursing & residential care facilities .....	(C)	(D)	(D)	1	—	—	—	—	—	1	—	—	—	
6231	Nursing care facilities .....	(C)	(D)	(D)	1	—	—	—	—	—	1	—	—	—	
62311	Nursing care facilities .....	(C)	(D)	(D)	1	—	—	—	—	—	1	—	—	—	
<b>71</b>	<b>Arts, entertainment &amp; recreation</b> .....	<b>5</b>	<b>8</b>	<b>80</b>	<b>3</b>	<b>3</b>	—	—	—	—	—	—	—	—	
<b>72</b>	<b>Accommodation &amp; food services</b> .....	<b>129</b>	<b>179</b>	<b>851</b>	<b>12</b>	<b>7</b>	<b>1</b>	<b>1</b>	<b>3</b>	—	—	—	—	—	
722	Food services & drinking places .....	129	179	851	12	7	1	1	3	—	—	—	—	—	
7222	Limited-service eating places .....	117	164	790	7	2	1	1	3	—	—	—	—	—	
72221	Limited-service eating places .....	117	164	790	7	2	1	1	3	—	—	—	—	—	
<b>81</b>	<b>Other services (except public administration)</b> .....	<b>89</b>	<b>266</b>	<b>1 356</b>	<b>27</b>	<b>21</b>	<b>4</b>	<b>2</b>	—	—	—	—	—	—	
<b>99</b>	<b>Unclassified establishments</b> .....	<b>(A)</b>	<b>(D)</b>	<b>(D)</b>	<b>1</b>	<b>1</b>	—	—	—	—	—	—	—	—	
<b>CALDWELL</b>															
	<b>Total</b> .....	<b>3 175</b>	<b>14 984</b>	<b>61 689</b>	<b>285</b>	<b>159</b>	<b>55</b>	<b>41</b>	<b>22</b>	<b>4</b>	<b>3</b>	—	<b>1</b>	—	
<b>11</b>	<b>Forestry, fishing, hunting, and agriculture support</b> .....	<b>(A)</b>	<b>(D)</b>	<b>(D)</b>	<b>2</b>	<b>2</b>	—	—	—	—	—	—	—	—	
<b>21</b>	<b>Mining</b> .....	<b>77</b>	<b>507</b>	<b>2 172</b>	<b>4</b>	<b>1</b>	—	<b>1</b>	<b>2</b>	—	—	—	—	—	
<b>22</b>	<b>Utilities</b> .....	<b>(A)</b>	<b>(D)</b>	<b>(D)</b>	<b>1</b>	—	—	<b>1</b>	—	—	—	—	—	—	
<b>23</b>	<b>Construction</b> .....	<b>121</b>	<b>420</b>	<b>2 225</b>	<b>27</b>	<b>14</b>	<b>10</b>	<b>3</b>	—	—	—	—	—	—	
<b>31-33</b>	<b>Manufacturing</b> .....	<b>751</b>	<b>5 163</b>	<b>21 491</b>	<b>16</b>	<b>7</b>	<b>2</b>	<b>5</b>	—	<b>1</b>	—	—	<b>1</b>	—	
311	Food mfg .....	(F)	(D)	(D)	2	1	—	—	—	—	—	—	1	—	
3118	Bakeries & tortilla mfg .....	(F)	(D)	(D)	2	1	—	—	—	—	—	—	1	—	
31182	Cookie, cracker & pasta mfg .....	(F)	(D)	(D)	1	—	—	—	—	—	—	—	1	—	
<b>42</b>	<b>Wholesale trade</b> .....	<b>48</b>	<b>329</b>	<b>1 253</b>	<b>9</b>	<b>5</b>	<b>2</b>	<b>2</b>	—	—	—	—	—	—	
<b>44-45</b>	<b>Retail trade</b> .....	<b>787</b>	<b>3 260</b>	<b>12 781</b>	<b>65</b>	<b>31</b>	<b>15</b>	<b>9</b>	<b>7</b>	<b>2</b>	<b>1</b>	—	—	—	
441	Motor vehicle & parts dealers .....	119	749	3 055	9	3	3	—	3	—	—	—	—	—	
445	Food & beverage stores .....	161	525	2 259	8	3	2	—	2	1	—	—	—	—	
4451	Grocery stores .....	161	525	2 259	8	3	2	—	2	1	—	—	—	—	
44511	Grocery (except convenience) stores .....	(C)	(D)	(D)	7	2	2	—	2	1	—	—	—	—	
446	Health & personal care stores .....	112	444	1 431	7	2	2	1	1	1	—	—	—	—	
4461	Health & personal care stores .....	112	444	1 431	7	2	2	1	1	1	—	—	—	—	
44611	Pharmacies & drug stores .....	(C)	(D)	(D)	6	1	2	1	1	1	—	—	—	—	
452	General merchandise stores .....	(C)	(D)	(D)	4	—	1	2	—	—	1	—	—	—	
4521	Department stores .....	(C)	(D)	(D)	1	—	—	—	—	—	1	—	—	—	
45211	Department stores .....	(C)	(D)	(D)	1	—	—	—	—	—	1	—	—	—	
<b>48-49</b>	<b>Transportation &amp; warehousing</b> .....	<b>(B)</b>	<b>(D)</b>	<b>(D)</b>	<b>7</b>	<b>4</b>	—	<b>2</b>	<b>1</b>	—	—	—	—	—	
<b>51</b>	<b>Information</b> .....	<b>59</b>	<b>306</b>	<b>1 220</b>	<b>6</b>	<b>2</b>	<b>1</b>	<b>2</b>	<b>1</b>	—	—	—	—	—	
<b>52</b>	<b>Finance &amp; insurance</b> .....	<b>120</b>	<b>865</b>	<b>3 383</b>	<b>17</b>	<b>10</b>	<b>3</b>	<b>2</b>	<b>2</b>	—	—	—	—	—	
522	Credit intermediation & related activities .....	100	740	2 878	11	6	1	2	2	—	—	—	—	—	
<b>53</b>	<b>Real estate &amp; rental &amp; leasing</b> .....	<b>(B)</b>	<b>(D)</b>	<b>(D)</b>	<b>5</b>	<b>4</b>	—	<b>1</b>	—	—	—	—	—	—	
<b>54</b>	<b>Professional, scientific &amp; technical services</b> .....	<b>48</b>	<b>153</b>	<b>677</b>	<b>17</b>	<b>14</b>	<b>3</b>	—	—	—	—	—	—	—	
<b>55</b>	<b>Management of companies &amp; enterprises</b> .....	<b>(A)</b>	<b>(D)</b>	<b>(D)</b>	<b>2</b>	<b>1</b>	<b>1</b>	—	—	—	—	—	—	—	
<b>56</b>	<b>Admin, support, waste mgt, remediation services</b> .....	<b>50</b>	<b>178</b>	<b>1 027</b>	<b>4</b>	<b>2</b>	—	<b>1</b>	<b>1</b>	—	—	—	—	—	
<b>61</b>	<b>Educational services</b> .....	<b>(A)</b>	<b>(D)</b>	<b>(D)</b>	<b>2</b>	<b>1</b>	<b>1</b>	—	—	—	—	—	—	—	

Note: Employment-size classes are indicated as follows: A—0 to 19; B—20 to 99; C—100 to 249; E—250 to 499; F—500 to 999; G—1,000 to 2,499; H—2,500 to 4,999; I—5,000 to 9,999; J—10,000 to 24,999; K—25,000 to 49,999; L—50,000 to 99,999; M—100,000 or more.

**Table 6. Counties—Employees, Payroll, and Establishments by Industry: 1999—Con.**

[Excludes most government employees, railroad employees, and self-employed persons. Size class 1 to 4 includes establishments with payroll, but no employees, during mid-March pay period. (D) denotes figures withheld to avoid disclosing data for individual companies; the data are included in broader industry totals. Detailed industries with 100 or more employees are shown if industry was not a (D). For explanation of terms, abbreviations, and data reliability/comparability, see introductory text]

NAICS code	Industry	Number of employees for week including March 12	Payroll (\$1,000)		Total number of establishments	Number of establishments by employment-size class									
			First quarter	Annual		1 to 4	5 to 9	10 to 19	20 to 49	50 to 99	100 to 249	250 to 499	500 to 999	1,000 or more	
<b>CALDWELL—Con.</b>															
<b>62</b>	<b>Health care and social assistance . . . . .</b>	<b>468</b>	<b>2 078</b>	<b>7 941</b>	<b>24</b>	<b>11</b>	<b>5</b>	<b>3</b>	<b>3</b>	—	<b>2</b>	—	—	—	
622	Hospitals . . . . . (C)	(D)	(D)	(D)	1	—	—	—	—	—	1	—	—	—	
6221	General medical & surgical hospitals . . . . . (C)	(D)	(D)	(D)	1	—	—	—	—	—	1	—	—	—	
62211	General medical & surgical hospitals . . . . . (C)	(D)	(D)	(D)	1	—	—	—	—	—	1	—	—	—	
623	Nursing & residential care facilities . . . . . (C)	(D)	(D)	(D)	2	—	—	—	1	—	1	—	—	—	
6231	Nursing care facilities . . . . . (C)	(D)	(D)	(D)	1	—	—	—	—	—	1	—	—	—	
62311	Nursing care facilities . . . . . (C)	(D)	(D)	(D)	1	—	—	—	—	—	1	—	—	—	
<b>71</b>	<b>Arts, entertainment &amp; recreation . . . . .</b>	<b>(B)</b>	<b>(D)</b>	<b>(D)</b>	<b>3</b>	<b>1</b>	—	<b>2</b>	—	—	—	—	—	—	
<b>72</b>	<b>Accommodation &amp; food services . . . . .</b>	<b>309</b>	<b>523</b>	<b>2 206</b>	<b>22</b>	<b>9</b>	<b>3</b>	<b>4</b>	<b>5</b>	<b>1</b>	—	—	—	—	
722	Food services & drinking places . . . . . (E)	(D)	(D)	(D)	20	8	2	4	5	1	—	—	—	—	
7221	Full-service restaurants . . . . .	113	182	738	12	6	2	1	3	—	—	—	—	—	
72211	Full-service restaurants . . . . .	113	182	738	12	6	2	1	3	—	—	—	—	—	
722110	Full-service restaurants . . . . .	113	182	738	12	6	2	1	3	—	—	—	—	—	
7222	Limited-service eating places . . . . .	182	322	1 387	6	—	—	3	2	1	—	—	—	—	
72221	Limited-service eating places . . . . .	182	322	1 387	6	—	—	3	2	1	—	—	—	—	
722211	Limited-service restaurants . . . . .	182	322	1 387	6	—	—	3	2	1	—	—	—	—	
<b>81</b>	<b>Other services (except public administration) . . . . .</b>	<b>175</b>	<b>442</b>	<b>1 863</b>	<b>49</b>	<b>37</b>	<b>9</b>	<b>3</b>	—	—	—	—	—	—	
813	Religious, grantmaking, civic, prof & like organizations . . . . .	127	274	1 112	36	28	6	2	—	—	—	—	—	—	
<b>99</b>	<b>Unclassified establishments . . . . .</b>	<b>1</b>	<b>2</b>	<b>80</b>	<b>3</b>	<b>3</b>	—	—	—	—	—	—	—	—	
<b>CALLOWAY</b>															
	<b>Total . . . . .</b>	<b>11 776</b>	<b>57 345</b>	<b>257 971</b>	<b>801</b>	<b>431</b>	<b>183</b>	<b>93</b>	<b>66</b>	<b>13</b>	<b>8</b>	<b>3</b>	<b>4</b>	—	
<b>11</b>	<b>Forestry, fishing, hunting, and agriculture support . . . . .</b>	<b>(A)</b>	<b>(D)</b>	<b>(D)</b>	<b>3</b>	<b>3</b>	—	—	—	—	—	—	—	—	
<b>22</b>	<b>Utilities . . . . .</b>	<b>(A)</b>	<b>(D)</b>	<b>(D)</b>	<b>3</b>	<b>3</b>	—	—	—	—	—	—	—	—	
<b>23</b>	<b>Construction . . . . .</b>	<b>641</b>	<b>2 959</b>	<b>15 296</b>	<b>92</b>	<b>61</b>	<b>12</b>	<b>10</b>	<b>7</b>	<b>2</b>	—	—	—	—	
233	Building, developing & general contracting . . . . .	122	553	2 937	31	24	4	2	1	—	—	—	—	—	
235	Special trade contractors . . . . .	504	2 328	12 054	56	34	6	8	6	2	—	—	—	—	
2354	Masonry, drywall, insulation, tile contractors . . . . . (E)	(D)	(D)	(D)	18	6	4	4	2	2	—	—	—	—	
23541	Masonry & stone contractors . . . . .	191	763	4 103	15	5	3	4	2	1	—	—	—	—	
235410	Masonry & stone contractors . . . . .	191	763	4 103	15	5	3	4	2	1	—	—	—	—	
<b>31-33</b>	<b>Manufacturing . . . . .</b>	<b>2 899</b>	<b>16 924</b>	<b>82 080</b>	<b>27</b>	<b>3</b>	<b>6</b>	<b>6</b>	<b>5</b>	—	<b>3</b>	<b>2</b>	<b>2</b>	—	
311	Food mfg . . . . . (F)	(D)	(D)	(D)	2	—	—	—	—	—	—	2	—	—	
3115	Dairy product mfg . . . . . (E)	(D)	(D)	(D)	1	—	—	—	—	—	—	1	—	—	
31151	Dairy product (exc frozen) mfg . . . . . (E)	(D)	(D)	(D)	1	—	—	—	—	—	—	1	—	—	
3119	Other food mfg . . . . . (E)	(D)	(D)	(D)	1	—	—	—	—	—	—	1	—	—	
31191	Snack food mfg . . . . . (E)	(D)	(D)	(D)	1	—	—	—	—	—	—	1	—	—	
325	Chemical mfg . . . . . (C)	(D)	(D)	(D)	1	—	—	—	—	—	—	1	—	—	
3251	Basic chemical mfg . . . . . (C)	(D)	(D)	(D)	1	—	—	—	—	—	—	1	—	—	
32519	Other basic organic chemical mfg . . . . . (C)	(D)	(D)	(D)	1	—	—	—	—	—	—	1	—	—	
333	Machinery mfg . . . . . (F)	(D)	(D)	(D)	4	—	2	1	—	—	—	—	1	—	
3336	Engine, turbine & power transmsn equip mfg . . . . . (F)	(D)	(D)	(D)	1	—	—	—	—	—	—	—	1	—	
33361	Engine, turbine & power transmsn equip mfg . . . . . (F)	(D)	(D)	(D)	1	—	—	—	—	—	—	—	1	—	
335	Electrical equip, appliance & component mfg . . . . . (C)	(D)	(D)	(D)	1	—	—	—	—	—	—	1	—	—	
3353	Electrical equipment mfg . . . . . (C)	(D)	(D)	(D)	1	—	—	—	—	—	—	1	—	—	
33531	Electrical equipment mfg . . . . . (C)	(D)	(D)	(D)	1	—	—	—	—	—	—	1	—	—	
337	Furniture & related product mfg . . . . . (C)	(D)	(D)	(D)	2	—	—	1	—	—	—	1	—	—	
3371	HH & institutional furniture & kitchen cabinet mfg . . . . . (C)	(D)	(D)	(D)	2	—	—	1	—	—	—	1	—	—	
33712	Household & institutional furniture mfg . . . . . (C)	(D)	(D)	(D)	1	—	—	—	—	—	—	1	—	—	
339	Miscellaneous mfg . . . . . (F)	(D)	(D)	(D)	3	—	1	—	1	—	—	—	1	—	
3399	Other miscellaneous mfg . . . . . (F)	(D)	(D)	(D)	3	—	1	—	1	—	—	—	1	—	
33993	Doll, toy & game mfg . . . . . (F)	(D)	(D)	(D)	1	—	—	—	—	—	—	—	1	—	
<b>42</b>	<b>Wholesale trade . . . . .</b>	<b>541</b>	<b>3 231</b>	<b>13 155</b>	<b>54</b>	<b>22</b>	<b>19</b>	<b>6</b>	<b>6</b>	—	<b>1</b>	—	—	—	
421	Wholesale trade, durable goods . . . . .	241	1 098	4 951	32	14	11	3	4	—	—	—	—	—	
4211	Motor vehicle, motor vehicle pt & supply whsle . . . . .	162	745	3 273	19	8	5	3	3	—	—	—	—	—	
42111	Automobile & other motor vehicle whsle . . . . .	102	484	2 008	14	8	3	1	2	—	—	—	—	—	
421110	Automobile & other motor vehicle whsle . . . . .	102	484	2 008	14	8	3	1	2	—	—	—	—	—	
422	Wholesale trade, nondurable goods . . . . .	300	2 133	8 204	22	8	8	3	2	—	1	—	—	—	
4222	Drugs & druggists' sundries whsle . . . . . (C)	(D)	(D)	(D)	3	1	—	—	1	—	1	—	—	—	
42221	Drugs & druggists' sundries whsle . . . . . (C)	(D)	(D)	(D)	3	1	—	—	1	—	1	—	—	—	

Note: Employment-size classes are indicated as follows: A—0 to 19; B—20 to 99; C—100 to 249; E—250 to 499; F—500 to 999; G—1,000 to 2,499; H—2,500 to 4,999; I—5,000 to 9,999; J—10,000 to 24,999; K—25,000 to 49,999; L—50,000 to 99,999; M—100,000 or more.

**Table 6. Counties—Employees, Payroll, and Establishments by Industry: 1999—Con.**

[Excludes most government employees, railroad employees, and self-employed persons. Size class 1 to 4 includes establishments with payroll, but no employees, during mid-March pay period. (D) denotes figures withheld to avoid disclosing data for individual companies; the data are included in broader industry totals. Detailed industries with 100 or more employees are shown if industry was not a (D). For explanation of terms, abbreviations, and data reliability/comparability, see introductory text]

NAICS code	Industry	Number of employees for week including March 12	Payroll (\$1,000)		Total number of establishments	Number of establishments by employment-size class									
			First quarter	Annual		1 to 4	5 to 9	10 to 19	20 to 49	50 to 99	100 to 249	250 to 499	500 to 999	1,000 or more	
<b>ALLOWAY—Con.</b>															
<b>44-45</b>	<b>Retail trade</b>	<b>2 112</b>	<b>8 272</b>	<b>34 349</b>	<b>171</b>	<b>90</b>	<b>38</b>	<b>21</b>	<b>16</b>	<b>3</b>	<b>2</b>	<b>1</b>			
441	Motor vehicle & parts dealers	308	1 974	8 321	26	12	5	4	4	1					
4411	Automobile dealers	(C)	(D)	(D)	8	2		2	3	1					
44111	New car dealers	188	1 136	5 376	6			2	3	1					
441110	New car dealers	188	1 136	5 376	6			2	3	1					
4413	Automotive parts, accessories & tire stores	106	777	2 648	14	7	4	2	1						
444	Bldg material & garden equip & supp dealers	234	1 044	4 426	18	5	4	5	3	1					
4441	Building material & supplies dealers	157	783	3 169	11	3	4	1	2	1					
445	Food & beverage stores	226	767	3 093	11	5	2		3		1				
4451	Grocery stores	(C)	(D)	(D)	9	3	2		3		1				
44511	Grocery (except convenience) stores	215	728	2 950	8	2	2		3		1				
445110	Grocery (except convenience) stores	215	728	2 950	8	2	2		3		1				
447	Gasoline stations	246	672	3 262	27	17	7	2			1				
4471	Gasoline stations	246	672	3 262	27	17	7	2			1				
44719	Other gasoline stations	164	498	2 508	10	7	1	1			1				
447190	Other gasoline stations	164	498	2 508	10	7	1	1			1				
448	Clothing & clothing accessories stores	190	432	1 894	22	12	5	4		1					
4481	Clothing stores	147	286	1 277	14	7	3	3		1					
452	General merchandise stores	(F)	(D)	(D)	4	1	1		1			1			
4529	Other general merchandise stores	(F)	(D)	(D)	4	1	1		1			1			
45291	Warehouse clubs & superstores	(E)	(D)	(D)	1							1			
<b>48-49</b>	<b>Transportation &amp; warehousing</b>	<b>1 097</b>	<b>8 094</b>	<b>31 476</b>	<b>30</b>	<b>21</b>	<b>4</b>	<b>3</b>	<b>1</b>				<b>1</b>		
484	Truck transportation	(G)	(D)	(D)	26	18	4	2	1				1		
4841	General freight trucking	(G)	(D)	(D)	9	5	1	1	1				1		
48412	General freight trucking, long-distance	(G)	(D)	(D)	9	5	1	1	1				1		
<b>51</b>	<b>Information</b>	<b>217</b>	<b>828</b>	<b>3 572</b>	<b>12</b>	<b>5</b>	<b>1</b>	<b>2</b>	<b>3</b>	<b>1</b>					
513	Broadcasting & telecommunications	101	567	2 422	8	4	1	2		1					
<b>52</b>	<b>Finance &amp; insurance</b>	<b>295</b>	<b>2 153</b>	<b>9 340</b>	<b>46</b>	<b>28</b>	<b>11</b>	<b>5</b>	<b>1</b>	<b>1</b>					
522	Credit intermediation & related activities	204	1 337	5 806	18	5	7	4	1	1					
5221	Depository credit intermediation	(C)	(D)	(D)	13	2	5	4	1	1					
52211	Commercial banking	177	1 130	4 907	11	1	4	4	1	1					
522110	Commercial banking	177	1 130	4 907	11	1	4	4	1	1					
<b>53</b>	<b>Real estate &amp; rental &amp; leasing</b>	<b>88</b>	<b>412</b>	<b>1 786</b>	<b>24</b>	<b>19</b>	<b>3</b>	<b>1</b>	<b>1</b>						
<b>54</b>	<b>Professional, scientific &amp; technical services</b>	<b>411</b>	<b>1 337</b>	<b>8 477</b>	<b>40</b>	<b>19</b>	<b>13</b>	<b>6</b>	<b>1</b>		<b>1</b>				
541	Professional, scientific & technical services	411	1 337	8 477	40	19	13	6	1		1				
5412	Accounting, tax prep, bookkeep, payroll services	247	441	4 709	10	5	2	2			1				
54121	Accounting, tax prep, bookkeep, payroll services	247	441	4 709	10	5	2	2			1				
<b>55</b>	<b>Management of companies &amp; enterprises</b>	<b>(A)</b>	<b>(D)</b>	<b>(D)</b>	<b>2</b>	<b>1</b>	<b>1</b>								
<b>56</b>	<b>Admin, support, waste mgt, remediation services</b>	<b>308</b>	<b>964</b>	<b>4 850</b>	<b>26</b>	<b>11</b>	<b>7</b>	<b>6</b>		<b>2</b>					
561	Administrative & support services	(E)	(D)	(D)	25	10	7	6		2					
5613	Employment services	179	313	2 186	6	2		2		2					
56132	Temporary help services	179	313	2 186	6	2		2		2					
561320	Temporary help services	179	313	2 186	6	2		2		2					
<b>61</b>	<b>Educational services</b>	<b>31</b>	<b>54</b>	<b>162</b>	<b>7</b>	<b>4</b>	<b>2</b>	<b>1</b>							
<b>62</b>	<b>Health care and social assistance</b>	<b>1 678</b>	<b>8 779</b>	<b>39 067</b>	<b>88</b>	<b>41</b>	<b>32</b>	<b>8</b>	<b>4</b>	<b>1</b>	<b>1</b>		<b>1</b>		
621	Ambulatory health care services	387	3 222	14 761	68	34	26	6	2						
6211	Offices of physicians	242	2 330	11 447	34	16	12	4	2						
62111	Offices of physicians	242	2 330	11 447	34	16	12	4	2						
622	Hospitals	(F)	(D)	(D)	1								1		
6221	General medical & surgical hospitals	(F)	(D)	(D)	1								1		
62211	General medical & surgical hospitals	(F)	(D)	(D)	1								1		
623	Nursing & residential care facilities	(C)	(D)	(D)	2				1		1				
6231	Nursing care facilities	(C)	(D)	(D)	1						1				
62311	Nursing care facilities	(C)	(D)	(D)	1						1				
624	Social assistance	(C)	(D)	(D)	17	7	6	2	1	1					
<b>71</b>	<b>Arts, entertainment &amp; recreation</b>	<b>49</b>	<b>110</b>	<b>617</b>	<b>10</b>	<b>6</b>	<b>2</b>	<b>2</b>							
<b>72</b>	<b>Accommodation &amp; food services</b>	<b>955</b>	<b>1 598</b>	<b>7 389</b>	<b>65</b>	<b>22</b>	<b>12</b>	<b>10</b>	<b>18</b>	<b>3</b>					
722	Food services & drinking places	(F)	(D)	(D)	57	17	11	8	18	3					
7221	Full-service restaurants	301	499	2 360	24	8	6	4	5	1					
72211	Full-service restaurants	301	499	2 360	24	8	6	4	5	1					
722110	Full-service restaurants	301	499	2 360	24	8	6	4	5	1					
7222	Limited-service eating places	614	992	4 425	31	7	5	4	13	2					
72221	Limited-service eating places	614	992	4 425	31	7	5	4	13	2					
722211	Limited-service eating places	539	835	3 763	24	5	2	3	12	2					

Note: Employment-size classes are indicated as follows: A—0 to 19; B—20 to 99; C—100 to 249; E—250 to 499; F—500 to 2,499; G—1,000 to 2,499; H—2,500 to 4,999; I—5,000 to 9,999; J—10,000 to 24,999; K—25,000 to 49,999; L—50,000 to 99,999; M—100,000 or more.

**Table 6. Counties—Employees, Payroll, and Establishments by Industry: 1999—Con.**

[Excludes most government employees, railroad employees, and self-employed persons. Size class 1 to 4 includes establishments with payroll, but no employees, during mid-March pay period. (D) denotes figures withheld to avoid disclosing data for individual companies; the data are included in broader industry totals. Detailed industries with 100 or more employees are shown if industry was not a (D). For explanation of terms, abbreviations, and data reliability/comparability, see introductory text]

NAICS code	Industry	Number of employees for week including March 12	Payroll (\$1,000)		Total number of establishments	Number of establishments by employment-size class									
			First quarter	Annual		1 to 4	5 to 9	10 to 19	20 to 49	50 to 99	100 to 249	250 to 499	500 to 999	1,000 or more	
<b>CALLOWAY—Con.</b>															
81	<b>Other services (except public administration)</b>	419	1 241	5 254	95	67	19	6	3	—	—	—	—	—	
812	Personal & laundry services	113	323	1 440	21	11	9	—	1	—	—	—	—	—	
813	Religious, grantmaking, civic, prof & like organizations	213	524	2 182	44	31	7	4	2	—	—	—	—	—	
8131	Religious organizations	164	387	1 576	36	25	7	3	1	—	—	—	—	—	
81311	Religious organizations	164	387	1 576	36	25	7	3	1	—	—	—	—	—	
813110	Religious organizations	164	387	1 576	36	25	7	3	1	—	—	—	—	—	
95	<b>Auxiliaries (exc corporate, subsidiary &amp; regional mgt)</b>	(A)	(D)	(D)	1	—	1	—	—	—	—	—	—	—	
99	<b>Unclassified establishments</b>	8	16	60	5	5	—	—	—	—	—	—	—	—	
<b>CAMPBELL</b>															
	<b>Total</b>	21 810	141 066	618 362	1 621	833	361	193	152	53	17	9	3	—	
11	<b>Forestry, fishing, hunting, and agriculture support</b>	(B)	(D)	(D)	2	1	—	—	1	—	—	—	—	—	
23	<b>Construction</b>	1 818	12 710	63 935	237	149	54	18	12	1	3	—	—	—	
233	Building, developing & general contracting	450	3 220	15 919	61	44	12	4	—	—	1	—	—	—	
2332	Residential building construction	(C)	(D)	(D)	43	31	9	3	—	—	—	—	—	—	
23321	Single-family housing construction	152	802	4 186	41	30	8	3	—	—	—	—	—	—	
233210	Single-family housing construction	152	802	4 186	41	30	8	3	—	—	—	—	—	—	
2333	Nonresidential building construction	282	2 320	11 360	14	9	3	1	—	—	1	—	—	—	
23331	Mfg & industrial building construction	(C)	(D)	(D)	4	2	1	—	—	—	1	—	—	—	
234	Heavy construction	139	1 182	7 315	7	3	2	1	—	—	1	—	—	—	
2349	Other heavy construction	(C)	(D)	(D)	4	2	1	—	—	—	1	—	—	—	
23499	All other heavy construction	(C)	(D)	(D)	3	2	—	—	—	—	1	—	—	—	
235	Special trade contractors	1 229	8 308	40 701	169	102	40	13	12	1	1	—	—	—	
2351	Plumbing, heating & AC contractor	268	1 961	9 847	31	14	12	1	3	1	—	—	—	—	
23511	Plumbing, heating & AC contractor	268	1 961	9 847	31	14	12	1	3	1	—	—	—	—	
235110	Plumbing, heating & AC contractor	268	1 961	9 847	31	14	12	1	3	1	—	—	—	—	
2353	Electrical contractors	168	1 105	4 960	23	15	3	2	3	—	—	—	—	—	
23531	Electrical contractors	168	1 105	4 960	23	15	3	2	3	—	—	—	—	—	
235310	Electrical contractors	168	1 105	4 960	23	15	3	2	3	—	—	—	—	—	
2354	Masonry, drywall, insulation, tile contractors	255	1 693	7 479	27	19	7	—	—	—	1	—	—	—	
23542	Drywall, acoustical & insulation contractors	203	1 493	6 502	9	5	3	—	—	—	1	—	—	—	
235420	Drywall, acoustical & insulation contractors	203	1 493	6 502	9	5	3	—	—	—	1	—	—	—	
2355	Carpentry & floor contractors	117	599	2 736	22	13	3	5	1	—	—	—	—	—	
2357	Concrete contractors	102	509	3 057	12	7	3	1	1	—	—	—	—	—	
23571	Concrete contractors	102	509	3 057	12	7	3	1	1	—	—	—	—	—	
235710	Concrete contractors	102	509	3 057	12	7	3	1	1	—	—	—	—	—	
2359	Other special trade contractors	184	1 836	9 221	26	15	6	2	3	—	—	—	—	—	
31-33	<b>Manufacturing</b>	3 255	28 159	121 252	89	21	24	12	19	9	—	3	1	—	
311	Food mfg	(F)	(D)	(D)	9	2	4	—	1	—	—	1	1	—	
3115	Dairy product mfg	(E)	(D)	(D)	1	—	—	—	—	—	—	1	—	—	
31151	Dairy product (exc frozen) mfg	(E)	(D)	(D)	1	—	—	—	—	—	—	1	—	—	
3116	Animal slaughtering & processing	(F)	(D)	(D)	1	—	—	—	—	—	—	—	1	—	
31161	Animal slaughtering & processing	(F)	(D)	(D)	1	—	—	—	—	—	—	—	1	—	
323	Printing & related support activities	655	5 311	22 096	26	5	6	4	6	5	—	—	—	—	
3231	Printing & related support activities	655	5 311	22 096	26	5	6	4	6	5	—	—	—	—	
32311	Printing	554	4 375	18 866	21	5	6	1	4	5	—	—	—	—	
323110	Commercial lithographic printing	407	3 383	14 483	15	4	4	1	2	4	—	—	—	—	
32312	Printing support activities	101	936	3 230	5	—	—	—	3	2	—	—	—	—	
323122	Prepress services	101	936	3 230	5	—	—	—	3	2	—	—	—	—	
327	Nonmetallic mineral product mfg	121	1 076	4 172	4	—	—	1	3	—	—	—	—	—	
331	Primary metal mfg	(F)	(D)	(D)	3	1	1	—	—	—	—	—	1	—	
3311	Iron & steel mills & ferroalloy mfg	(E)	(D)	(D)	1	—	—	—	—	—	—	—	1	—	
33111	Iron & steel mills & ferroalloy mfg	(E)	(D)	(D)	1	—	—	—	—	—	—	—	1	—	
332	Fabricated metal product mfg	328	2 405	10 967	16	3	4	3	5	1	—	—	—	—	
3329	Other fabricated metal product mfg	101	786	3 841	3	—	—	—	3	—	—	—	—	—	
33299	All other fabricated metal product mfg	101	786	3 841	3	—	—	—	3	—	—	—	—	—	
332999	All other misc fabricated metal product mfg	101	786	3 841	3	—	—	—	3	—	—	—	—	—	
335	Electrical equip, appliance & component mfg	441	5 327	17 380	4	—	1	1	—	1	—	1	—	—	
3359	Other electrical equipment & component mfg	441	5 327	17 380	4	—	1	1	—	1	—	1	—	—	
33592	Communication & energy wire & cable mfg	(E)	(D)	(D)	3	—	1	—	1	—	1	—	1	—	
42	<b>Wholesale trade</b>	736	5 949	38 153	75	38	17	9	9	1	1	—	—	—	
421	Wholesale trade, durable goods	612	4 715	32 748	56	29	10	7	8	1	1	—	—	—	
4214	Professional & commercial equip & supp whsle	192	1 854	17 639	7	1	2	1	2	—	1	—	—	—	
42144	Other commercial equipment whsle	(C)	(D)	(D)	1	—	—	—	—	—	1	—	—	—	
4218	Machinery, equipment & supplies whsle	163	1 056	5 417	17	9	3	2	3	—	—	—	—	—	
422	Wholesale trade, nondurable goods	124	1 234	5 405	19	9	7	2	1	—	—	—	—	—	

Note: Employment-size classes are indicated as follows: A—0 to 19; B—20 to 99; C—100 to 249; E—250 to 499; F—500 to 999; G—1,000 to 2,499; H—2,500 to 4,999; I—5,000 to 9,999; J—10,000 to 24,999; K—25,000 to 49,999; L—50,000 to 99,999; M—100,000 or more.

Table 6. **Counties—Employees, Payroll, and Establishments by Industry: 1999—Con.**

[Excludes most government employees, railroad employees, and self-employed persons. Size class 1 to 4 includes establishments with payroll, but no employees, during mid-March pay period. (D) denotes figures withheld to avoid disclosing data for individual companies; the data are included in broader industry totals. Detailed industries with 100 or more employees are shown if industry was not a (D). For explanation of terms, abbreviations, and data reliability/comparability, see introductory text]

NAICS code	Industry	Number of employees for week including March 12	Payroll (\$1,000)		Total number of establishments	Number of establishments by employment-size class								
			First quarter	Annual		1 to 4	5 to 9	10 to 19	20 to 49	50 to 99	100 to 249	250 to 499	500 to 999	1,000 or more
<b>CAMPBELL—Con.</b>														
<b>44-45</b>	<b>Retail trade</b> .....	<b>4 213</b>	<b>15 325</b>	<b>69 232</b>	<b>242</b>	<b>91</b>	<b>73</b>	<b>40</b>	<b>15</b>	<b>15</b>	<b>5</b>	<b>3</b>	—	—
441	Motor vehicle & parts dealers .....	434	3 024	13 732	28	7	9	6	3	3	—	—	—	—
4411	Automobile dealers .....	258	2 042	9 518	12	5	2	—	3	2	—	—	—	—
44111	New car dealers .....	221	1 833	8 578	6	1	1	—	2	2	—	—	—	—
441110	New car dealers .....	221	1 833	8 578	6	1	1	—	2	2	—	—	—	—
4413	Automotive parts, accessories & tire stores .....	(C)	(D)	(D)	14	2	5	6	—	1	—	—	—	—
44131	Automotive parts, accessories & tire stores .....	112	598	2 621	8	1	3	3	—	1	—	—	—	—
441310	Automotive parts, accessories & tire stores .....	112	598	2 621	8	1	3	3	—	1	—	—	—	—
444	Bldg material & garden equip & supp dealers .....	286	1 452	6 763	22	8	6	4	2	2	—	—	—	—
4441	Building material & supplies dealers .....	254	1 321	6 087	18	7	4	3	2	2	—	—	—	—
44419	Other building material dealers .....	113	782	4 063	8	3	2	1	1	1	—	—	—	—
444190	Other building material dealers .....	113	782	4 063	8	3	2	1	1	1	—	—	—	—
445	Food & beverage stores .....	1 819	4 686	19 220	50	19	12	4	3	6	4	2	—	—
4451	Grocery stores .....	1 696	4 168	16 885	30	7	5	4	3	5	4	2	—	—
44511	Grocery (except convenience) stores .....	1 597	3 933	15 836	18	3	1	1	2	5	4	2	—	—
445110	Grocery (except convenience) stores .....	1 597	3 933	15 836	18	3	1	1	2	5	4	2	—	—
446	Health & personal care stores .....	283	1 094	4 840	20	5	9	3	2	1	—	—	—	—
4461	Health & personal care stores .....	283	1 094	4 840	20	5	9	3	2	1	—	—	—	—
44611	Pharmacies & drug stores .....	258	1 045	4 638	14	1	7	3	2	1	—	—	—	—
446110	Pharmacies & drug stores .....	258	1 045	4 638	14	1	7	3	2	1	—	—	—	—
447	Gasoline stations .....	315	956	3 699	35	13	5	14	3	—	—	—	—	—
4471	Gasoline stations .....	315	956	3 699	35	13	5	14	3	—	—	—	—	—
44711	Gasoline stations with convenience stores .....	261	747	3 277	27	7	5	13	2	—	—	—	—	—
447110	Gasoline stations with convenience stores .....	261	747	3 277	27	7	5	13	2	—	—	—	—	—
448	Clothing & clothing accessories stores .....	193	623	3 013	23	10	11	1	—	1	—	—	—	—
4481	Clothing stores .....	133	329	1 830	11	5	4	1	—	1	—	—	—	—
452	General merchandise stores .....	521	1 982	11 040	9	2	3	—	1	1	1	1	—	—
4521	Department stores .....	(E)	(D)	(D)	3	—	—	—	—	1	1	1	—	—
45211	Department stores .....	(E)	(D)	(D)	3	—	—	—	—	1	1	1	—	—
453	Miscellaneous store retailers .....	196	548	2 607	24	11	8	3	1	1	—	—	—	—
<b>48-49</b>	<b>Transportation &amp; warehousing</b> .....	<b>638</b>	<b>2 479</b>	<b>11 909</b>	<b>29</b>	<b>15</b>	<b>7</b>	<b>1</b>	<b>4</b>	—	<b>1</b>	<b>1</b>	—	—
481	Air transportation .....	(E)	(D)	(D)	2	1	—	—	—	—	—	1	—	—
4811	Scheduled air transportation .....	(E)	(D)	(D)	1	—	—	—	—	—	—	1	—	—
48111	Scheduled air transportation .....	(E)	(D)	(D)	1	—	—	—	—	—	—	1	—	—
484	Truck transportation .....	187	1 622	8 042	13	8	3	—	1	—	1	—	—	—
4842	Specialized freight trucking .....	178	1 567	7 776	8	4	2	—	1	—	1	—	—	—
48421	Used household & office goods moving .....	(C)	(D)	(D)	2	1	—	—	—	—	1	—	—	—
<b>51</b>	<b>Information</b> .....	<b>84</b>	<b>511</b>	<b>2 509</b>	<b>18</b>	<b>13</b>	<b>2</b>	<b>2</b>	<b>1</b>	—	—	—	—	—
<b>52</b>	<b>Finance &amp; insurance</b> .....	<b>551</b>	<b>5 222</b>	<b>18 964</b>	<b>78</b>	<b>38</b>	<b>24</b>	<b>10</b>	<b>5</b>	<b>1</b>	—	—	—	—
522	Credit intermediation & related activities .....	350	3 531	12 260	39	11	18	6	3	1	—	—	—	—
5221	Depository credit intermediation .....	(E)	(D)	(D)	28	3	16	6	2	1	—	—	—	—
52211	Commercial banking .....	273	1 926	7 227	26	2	16	6	1	1	—	—	—	—
522110	Commercial banking .....	273	1 926	7 227	26	2	16	6	1	1	—	—	—	—
524	Insurance carriers & related activities .....	192	1 628	6 393	33	21	6	4	2	—	—	—	—	—
5242	Agencies & other insurance related activities .....	(C)	(D)	(D)	25	16	5	3	1	—	—	—	—	—
52421	Insurance agencies & brokerages .....	134	971	4 262	23	14	5	3	1	—	—	—	—	—
524210	Insurance agencies & brokerages .....	134	971	4 262	23	14	5	3	1	—	—	—	—	—
<b>53</b>	<b>Real estate &amp; rental &amp; leasing</b> .....	<b>776</b>	<b>6 832</b>	<b>31 963</b>	<b>80</b>	<b>52</b>	<b>18</b>	<b>6</b>	<b>3</b>	—	—	<b>1</b>	—	—
531	Real estate .....	(C)	(D)	(D)	50	37	12	1	—	—	—	—	—	—
5311	Lessors of real estate .....	106	394	1 759	29	20	8	1	—	—	—	—	—	—
532	Rental & leasing services .....	578	5 875	27 239	29	15	6	5	2	—	—	1	—	—
5324	Commercial, industrial equip rental & leasing .....	(E)	(D)	(D)	7	3	—	2	1	—	—	1	—	—
53241	Const, trans, mining equip rental & leasing .....	(E)	(D)	(D)	6	3	—	1	1	—	—	1	—	—
<b>54</b>	<b>Professional, scientific &amp; technical services</b> .....	<b>736</b>	<b>4 424</b>	<b>20 463</b>	<b>123</b>	<b>87</b>	<b>21</b>	<b>7</b>	<b>5</b>	<b>2</b>	<b>1</b>	—	—	—
541	Professional, scientific & technical services .....	736	4 424	20 463	123	87	21	7	5	2	1	—	—	—
5411	Legal services .....	126	720	3 287	41	34	4	2	1	—	—	—	—	—
5413	Architectural, engineering & related services .....	162	1 446	6 972	16	8	4	1	2	1	—	—	—	—
54133	Engineering services .....	122	1 239	5 824	7	3	1	—	2	1	—	—	—	—
541330	Engineering services .....	122	1 239	5 824	7	3	1	—	2	1	—	—	—	—
5417	Scientific R&D services .....	(C)	(D)	(D)	2	—	—	1	—	—	—	1	—	—
54171	R&D in physical, engineering & life sciences .....	(C)	(D)	(D)	2	—	—	1	—	—	—	1	—	—
5419	Oth professional, scientific, technical services ..	180	597	2 566	13	5	4	2	1	1	—	—	—	—
<b>55</b>	<b>Management of companies &amp; enterprises</b> .....	<b>1 116</b>	<b>26 837</b>	<b>91 524</b>	<b>17</b>	<b>8</b>	<b>1</b>	<b>2</b>	<b>3</b>	<b>1</b>	—	<b>1</b>	<b>1</b>	—
551	Management of companies & enterprises .....	1 116	26 837	91 524	17	8	1	2	3	1	—	1	1	—
5511	Management of companies & enterprises .....	1 116	26 837	91 524	17	8	1	2	3	1	—	1	1	—
55111	Management of companies & enterprises .....	1 116	26 837	91 524	17	8	1	2	3	1	—	1	1	—

Note: Employment-size classes are indicated as follows: A—0 to 19; B—20 to 99; C—100 to 249; E—250 to 499; F—500 to 999; G—1,000 to 2,499; H—2,500 to 4,999; I—5,000 to 9,999; J—10,000 to 24,999; K—25,000 to 49,999; L—50,000 to 99,999; M—100,000 or more.



**Table 6. Counties—Employees, Payroll, and Establishments by Industry: 1999—Con.**

[Excludes most government employees, railroad employees, and self-employed persons. Size class 1 to 4 includes establishments with payroll, but no employees, during mid-March pay period. (D) denotes figures withheld to avoid disclosing data for individual companies; the data are included in broader industry totals. Detailed industries with 100 or more employees are shown if industry was not a (D). For explanation of terms, abbreviations, and data reliability/comparability, see introductory text]

NAICS code	Industry	Number of employees for week including March 12	Payroll (\$1,000)		Total number of establishments	Number of establishments by employment-size class								
			First quarter	Annual		1 to 4	5 to 9	10 to 19	20 to 49	50 to 99	100 to 249	250 to 499	500 to 999	1,000 or more
<b>CAMPBELL—Con.</b>														
<b>56</b>	<b>Admin, support, waste mgmt, remediation services</b>	<b>910</b>	<b>3 619</b>	<b>17 368</b>	<b>69</b>	<b>39</b>	<b>14</b>	<b>3</b>	<b>8</b>	<b>3</b>	<b>2</b>			
561	Administrative & support services	(F)	(D)	(D)	68	38	14	3	8	3	2			
5611	Office administrative services	146	459	2 881	7	1	1		4	1				
56111	Office administrative services	146	459	2 881	7	1	1		4	1				
561110	Office administrative services	146	459	2 881	7	1	1		4	1				
5613	Employment services	(C)	(D)	(D)	4	2	1				1			
56132	Temporary help services	(C)	(D)	(D)	3	1	1				1			
5617	Services to buildings & dwellings	376	1 397	7 467	40	25	9		4	1	1			
56172	Janitorial services	256	1 075	5 229	15	9	2		2	1	1			
561720	Janitorial services	256	1 075	5 229	15	9	2		2	1	1			
<b>61</b>	<b>Educational services</b>	<b>157</b>	<b>360</b>	<b>1 486</b>	<b>23</b>	<b>13</b>	<b>5</b>	<b>3</b>	<b>2</b>					
611	Educational services	157	360	1 486	23	13	5	3	2					
6111	Elementary & secondary schools	104	287	1 200	10	4	2	2	2					
61111	Elementary & secondary schools	104	287	1 200	10	4	2	2	2					
611110	Elementary & secondary schools	104	287	1 200	10	4	2	2	2					
<b>62</b>	<b>Health care and social assistance</b>	<b>2 535</b>	<b>14 897</b>	<b>65 816</b>	<b>147</b>	<b>59</b>	<b>34</b>	<b>32</b>	<b>17</b>	<b>1</b>	<b>3</b>		<b>1</b>	
621	Ambulatory health care services	706	5 291	25 296	97	47	23	20	7					
6211	Offices of physicians	283	2 689	13 155	34	18	3	9	4					
62111	Offices of physicians	283	2 689	13 155	34	18	3	9	4					
6212	Offices of dentists	156	1 013	5 101	26	11	10	5						
62121	Offices of dentists	156	1 013	5 101	26	11	10	5						
621210	Offices of dentists	156	1 013	5 101	26	11	10	5						
6213	Offices of other health practitioners	124	692	2 967	26	16	7	2	1					
622	Hospitals	(F)	(D)	(D)	2	1							1	
6221	General medical & surgical hospitals	(F)	(D)	(D)	2	1							1	
62211	General medical & surgical hospitals	(F)	(D)	(D)	2	1							1	
623	Nursing & residential care facilities	681	2 826	12 668	10	1	1	2	3		3			
6231	Nursing care facilities	563	2 245	10 259	3						3			
62311	Nursing care facilities	563	2 245	10 259	3						3			
623110	Nursing care facilities	563	2 245	10 259	3						3			
624	Social assistance	(E)	(D)	(D)	38	10	10	10	7	1				
6244	Child day care services	364	778	3 696	27	5	9	6	6	1				
62441	Child day care services	364	778	3 696	27	5	9	6	6	1				
624410	Child day care services	364	778	3 696	27	5	9	6	6	1				
<b>71</b>	<b>Arts, entertainment &amp; recreation</b>	<b>286</b>	<b>861</b>	<b>4 846</b>	<b>29</b>	<b>19</b>	<b>2</b>	<b>2</b>	<b>5</b>	<b>1</b>				
713	Amusement, gambling & recreation industries	240	469	2 147	20	11	2	2	4	1				
7139	Other amusement & recreation industries	(C)	(D)	(D)	19	10	2	2	4	1				
71394	Fitness & recreational sports centers	103	145	591	9	5	2		1	1				
713940	Fitness & recreational sports centers	103	145	591	9	5	2		1	1				
<b>72</b>	<b>Accommodation &amp; food services</b>	<b>2 656</b>	<b>6 002</b>	<b>27 895</b>	<b>154</b>	<b>54</b>	<b>22</b>	<b>27</b>	<b>34</b>	<b>17</b>				
722	Food services & drinking places	2 578	5 850	27 159	148	52	22	24	33	17				
7221	Full-service restaurants	1 350	3 219	15 274	49	12	6	3	15	13				
72211	Full-service restaurants	1 350	3 219	15 274	49	12	6	3	15	13				
722110	Full-service restaurants	1 350	3 219	15 274	49	12	6	3	15	13				
7222	Limited-service eating places	1 014	2 205	9 971	58	9	10	19	17	3				
72221	Limited-service eating places	1 014	2 205	9 971	58	9	10	19	17	3				
722211	Limited-service restaurants	976	2 162	9 573	53	8	8	17	17	3				
7224	Drinking places (alcoholic beverages)	(C)	(D)	(D)	37	28	6	2	1					
72241	Drinking places (alcoholic beverages)	(C)	(D)	(D)	37	28	6	2	1					
<b>81</b>	<b>Other services (except public administration)</b>	<b>1 210</b>	<b>5 507</b>	<b>25 411</b>	<b>193</b>	<b>123</b>	<b>43</b>	<b>18</b>	<b>7</b>	<b>1</b>	<b>1</b>			
811	Repair & maintenance	300	1 617	8 082	68	44	18	3	3					
8111	Automotive repair & maintenance	181	773	4 219	38	20	16	1	1					
812	Personal & laundry services	287	958	4 348	60	41	10	7	2					
8121	Personal care services	140	359	1 485	27	18	4	4	1					
81211	Hair, nail & skin care services	130	343	1 416	23	14	4	4	1					
812112	Beauty salons	130	343	1 416	23	14	4	4	1					
813	Religious, grantmaking, civic, prof & like organizations	623	2 932	12 981	65	38	15	8	2	1	1			
8131	Religious organizations	265	831	3 359	45	26	10	7	2					
81311	Religious organizations	265	831	3 359	45	26	10	7	2					
813110	Religious organizations	265	831	3 359	45	26	10	7	2					
8133	Social advocacy organizations	(C)	(D)	(D)	2	1					1			
81331	Social advocacy organizations	(C)	(D)	(D)	2	1					1			
8134	Civic & social organizations	(C)	(D)	(D)	10	6	3			1				
81341	Civic & social organizations	(C)	(D)	(D)	10	6	3			1				
<b>95</b>	<b>Auxiliaries (exc corporate, subsidiary &amp; regional mgt)</b>	<b>59</b>	<b>410</b>	<b>1 363</b>	<b>4</b>	<b>3</b>			<b>1</b>					
<b>99</b>	<b>Unclassified establishments</b>	<b>(B)</b>	<b>(D)</b>	<b>(D)</b>	<b>12</b>	<b>10</b>		<b>1</b>	<b>1</b>					

Note: Employment-size classes are indicated as follows: A—0 to 19; B—20 to 99; C—100 to 249; E—250 to 499; F—500 to 999; G—1,000 to 2,499; H—2,500 to 4,999; I—5,000 to 9,999; J—10,000 to 24,999; K—25,000 to 49,999; L—50,000 to 99,999; M—100,000 or more.

**Table 6. Counties—Employees, Payroll, and Establishments by Industry: 1999—Con.**

[Excludes most government employees, railroad employees, and self-employed persons. Size class 1 to 4 includes establishments with payroll, but no employees, during mid-March pay period. (D) denotes figures withheld to avoid disclosing data for individual companies; the data are included in broader industry totals. Detailed industries with 100 or more employees are shown if industry was not a (D). For explanation of terms, abbreviations, and data reliability/comparability, see introductory text]

NAICS code	Industry	Number of employees for week including March 12	Payroll (\$1,000)		Total number of establishments	Number of establishments by employment-size class								
			First quarter	Annual		1 to 4	5 to 9	10 to 19	20 to 49	50 to 99	100 to 249	250 to 499	500 to 999	1,000 or more
<b>CARLISLE</b>														
	<b>Total</b> .....	<b>648</b>	<b>2 469</b>	<b>11 181</b>	<b>77</b>	<b>41</b>	<b>19</b>	<b>6</b>	<b>9</b>	<b>2</b>	—	—	—	—
11	Forestry, fishing, hunting, and agriculture support .....	(A)	(D)	(D)	1	1	—	—	—	—	—	—	—	—
23	Construction .....	(B)	(D)	(D)	7	5	1	1	—	—	—	—	—	—
31-33	Manufacturing .....	180	739	2 793	8	2	—	2	3	1	—	—	—	—
42	Wholesale trade .....	49	198	1 044	6	2	3	—	1	—	—	—	—	—
44-45	Retail trade .....	150	431	2 043	14	5	4	2	3	—	—	—	—	—
48-49	Transportation & warehousing .....	(A)	(D)	(D)	3	2	1	—	—	—	—	—	—	—
52	Finance & insurance .....	59	294	1 230	7	4	1	1	1	—	—	—	—	—
53	Real estate & rental & leasing .....	(A)	(D)	(D)	2	1	1	—	—	—	—	—	—	—
54	Professional, scientific & technical services .....	8	37	147	4	3	1	—	—	—	—	—	—	—
56	Admin, support, waste mgt, remediation services .....	(A)	(D)	(D)	1	—	1	—	—	—	—	—	—	—
62	Health care and social assistance .....	77	390	1 683	6	2	3	—	—	1	—	—	—	—
71	Arts, entertainment & recreation .....	(A)	(D)	(D)	1	1	—	—	—	—	—	—	—	—
72	Accommodation & food services .....	(B)	(D)	(D)	5	3	1	—	1	—	—	—	—	—
81	Other services (except public administration) .....	(B)	(D)	(D)	9	7	2	—	—	—	—	—	—	—
99	Unclassified establishments .....	(A)	(D)	(D)	3	3	—	—	—	—	—	—	—	—
<b>CARROLL</b>														
	<b>Total</b> .....	<b>5 095</b>	<b>40 302</b>	<b>166 958</b>	<b>232</b>	<b>111</b>	<b>49</b>	<b>31</b>	<b>23</b>	<b>5</b>	<b>9</b>	<b>2</b>	<b>2</b>	—
11	Forestry, fishing, hunting, and agriculture support .....	(A)	(D)	(D)	1	—	1	—	—	—	—	—	—	—
22	Utilities .....	(E)	(D)	(D)	3	1	—	—	1	—	1	—	—	—
221	Utilities .....	(E)	(D)	(D)	3	1	—	—	1	—	1	—	—	—
2211	Elec pwr generation, transmsn & distribution .....	(E)	(D)	(D)	2	—	—	—	1	—	1	—	—	—
22111	Electric power generation .....	(C)	(D)	(D)	1	—	—	—	—	—	1	—	—	—
23	Construction .....	89	324	1 478	17	9	7	—	1	—	—	—	—	—
31-33	Manufacturing .....	2 471	27 800	113 993	17	2	3	2	2	—	4	2	2	—
321	Wood product mfg .....	(C)	(D)	(D)	1	—	—	—	—	—	1	—	—	—
3219	Other wood product mfg .....	(C)	(D)	(D)	1	—	—	—	—	—	1	—	—	—
32199	All other wood product mfg .....	(C)	(D)	(D)	1	—	—	—	—	—	1	—	—	—
325	Chemical mfg .....	(F)	(D)	(D)	3	1	—	—	—	—	—	1	1	—
3251	Basic chemical mfg .....	(E)	(D)	(D)	2	1	—	—	—	—	—	1	—	—
32519	Other basic organic chemical mfg .....	(E)	(D)	(D)	1	—	—	—	—	—	—	1	—	—
3252	Resin, syn rubber, artf & syn fibers, fil mfg .....	(F)	(D)	(D)	1	—	—	—	—	—	—	—	1	—
32521	Resin & synthetic rubber mfg .....	(F)	(D)	(D)	1	—	—	—	—	—	—	—	1	—
331	Primary metal mfg .....	(E)	(D)	(D)	2	—	—	—	1	—	—	1	—	—
3315	Foundries .....	(E)	(D)	(D)	1	—	—	—	—	—	—	1	—	—
33151	Ferrous metal foundries .....	(E)	(D)	(D)	1	—	—	—	—	—	—	1	—	—
332	Fabricated metal product mfg .....	787	8 430	30 766	6	—	2	—	1	—	2	—	1	—
3321	Forging & stamping .....	(C)	(D)	(D)	1	—	—	—	—	—	1	—	—	—
33211	Forging & stamping .....	(C)	(D)	(D)	1	—	—	—	—	—	1	—	—	—
3328	Coating, engrave, heat treating & oth activity .....	(F)	(D)	(D)	1	—	—	—	—	—	—	—	1	—
33281	Coating, engrave, heat treating & oth activity .....	(F)	(D)	(D)	1	—	—	—	—	—	—	—	1	—
3329	Other fabricated metal product mfg .....	(C)	(D)	(D)	1	—	—	—	—	—	1	—	—	—
33299	All other fabricated metal product mfg .....	(C)	(D)	(D)	1	—	—	—	—	—	1	—	—	—
336	Transportation equipment mfg .....	(C)	(D)	(D)	1	—	—	—	—	—	1	—	—	—
3363	Motor vehicle parts mfg .....	(C)	(D)	(D)	1	—	—	—	—	—	1	—	—	—
33634	Motor vehicle brake system mfg .....	(C)	(D)	(D)	1	—	—	—	—	—	1	—	—	—
42	Wholesale trade .....	286	1 674	6 042	16	5	3	5	2	—	1	—	—	—
421	Wholesale trade, durable goods .....	167	1 055	4 584	7	3	2	1	—	—	1	—	—	—
4215	Metal & mineral (except petroleum) whsle .....	(C)	(D)	(D)	2	1	—	—	—	—	1	—	—	—
42151	Metal service centers & offices whsle .....	(C)	(D)	(D)	2	1	—	—	—	—	1	—	—	—
422	Wholesale trade, nondurable goods .....	119	619	1 458	9	2	1	4	2	—	—	—	—	—
44-45	Retail trade .....	532	2 031	9 447	51	20	16	8	6	—	1	—	—	—
441	Motor vehicle & parts dealers .....	111	653	3 100	8	—	4	1	3	—	—	—	—	—
445	Food & beverage stores .....	187	620	2 708	7	3	—	2	1	—	1	—	—	—
4451	Grocery stores .....	187	620	2 708	7	3	—	2	1	—	1	—	—	—
44511	Grocery (except convenience) stores .....	(C)	(D)	(D)	6	2	—	2	1	—	1	—	—	—
48-49	Transportation & warehousing .....	72	269	1 560	6	3	1	1	—	1	—	—	—	—
51	Information .....	(A)	(D)	(D)	2	—	2	—	—	—	—	—	—	—
52	Finance & insurance .....	54	319	1 358	8	3	4	1	—	—	—	—	—	—
53	Real estate & rental & leasing .....	21	63	255	5	3	2	—	—	—	—	—	—	—
54	Professional, scientific & technical services .....	41	221	1 057	11	8	2	1	—	—	—	—	—	—
55	Management of companies & enterprises .....	(B)	(D)	(D)	2	1	—	—	1	—	—	—	—	—

Note: Employment-size classes are indicated as follows: A—0 to 19; B—20 to 99; C—100 to 249; E—250 to 499; F—500 to 999; G—1,000 to 2,499; H—2,500 to 4,999; I—5,000 to 9,999; J—10,000 to 24,999; K—25,000 to 49,999; L—50,000 to 99,999; M—100,000 or more.

**Table 6. Counties—Employees, Payroll, and Establishments by Industry: 1999—Con.**

[Excludes most government employees, railroad employees, and self-employed persons. Size class 1 to 4 includes establishments with payroll, but no employees, during mid-March pay period. (D) denotes figures withheld to avoid disclosing data for individual companies; the data are included in broader industry totals. Detailed industries with 100 or more employees are shown if industry was not a (D). For explanation of terms, abbreviations, and data reliability/comparability, see introductory text]

NAICS code	Industry	Number of employees for week including March 12	Payroll (\$1,000)		Total number of establishments	Number of establishments by employment-size class									
			First quarter	Annual		1 to 4	5 to 9	10 to 19	20 to 49	50 to 99	100 to 249	250 to 499	500 to 999	1,000 or more	
<b>CARROLL—Con.</b>															
<b>56</b>	<b>Admin, support, waste mgt, remediation services</b>	<b>362</b>	<b>1 477</b>	<b>5 531</b>	<b>9</b>	<b>4</b>	<b>1</b>	—	<b>1</b>	<b>2</b>	<b>1</b>	—	—	—	
561	Administrative & support services	362	1 477	5 531	9	4	1	—	1	2	1	—	—	—	
5613	Employment services	277	1 210	4 295	3	—	—	—	1	1	1	—	—	—	
56132	Temporary help services	277	1 210	4 295	3	—	—	—	1	1	1	—	—	—	
561320	Temporary help services	277	1 210	4 295	3	—	—	—	1	1	1	—	—	—	
<b>61</b>	<b>Educational services</b>	<b>(A)</b>	<b>(D)</b>	<b>(D)</b>	<b>1</b>	—	—	<b>1</b>	—	—	—	—	—	—	
<b>62</b>	<b>Health care and social assistance</b>	<b>312</b>	<b>1 593</b>	<b>6 588</b>	<b>19</b>	<b>14</b>	<b>1</b>	<b>2</b>	—	<b>1</b>	<b>1</b>	—	—	—	
621	Ambulatory health care services	203	1 183	4 905	13	11	—	1	—	—	1	—	—	—	
6211	Offices of physicians	182	1 038	4 209	6	4	—	1	—	—	1	—	—	—	
62111	Offices of physicians	182	1 038	4 209	6	4	—	1	—	—	1	—	—	—	
621111	Offices of physicians (exc mental health)	182	1 038	4 209	6	4	—	1	—	—	1	—	—	—	
623	Nursing & residential care facilities	103	365	1 612	3	—	1	1	—	1	—	—	—	—	
<b>71</b>	<b>Arts, entertainment &amp; recreation</b>	<b>(A)</b>	<b>(D)</b>	<b>(D)</b>	<b>3</b>	—	—	<b>1</b>	—	—	—	—	—	—	
<b>72</b>	<b>Accommodation &amp; food services</b>	<b>419</b>	<b>829</b>	<b>3 864</b>	<b>26</b>	<b>8</b>	<b>2</b>	<b>6</b>	<b>9</b>	<b>1</b>	—	—	—	—	
721	Accommodation	120	222	1 154	8	2	—	3	3	—	—	—	—	—	
722	Food services & drinking places	299	607	2 710	18	6	2	3	6	1	—	—	—	—	
7222	Limited-service eating places	263	482	2 146	11	1	1	3	5	1	—	—	—	—	
72221	Limited-service eating places	263	482	2 146	11	1	1	3	5	1	—	—	—	—	
<b>81</b>	<b>Other services (except public administration)</b>	<b>108</b>	<b>343</b>	<b>1 628</b>	<b>34</b>	<b>27</b>	<b>4</b>	<b>3</b>	—	—	—	—	—	—	
<b>99</b>	<b>Unclassified establishments</b>	<b>(A)</b>	<b>(D)</b>	<b>(D)</b>	<b>1</b>	<b>1</b>	—	—	—	—	—	—	—	—	
<b>CARTER</b>															
	<b>Total</b>	<b>4 208</b>	<b>14 213</b>	<b>63 904</b>	<b>434</b>	<b>232</b>	<b>102</b>	<b>52</b>	<b>38</b>	<b>5</b>	<b>4</b>	<b>1</b>	—	—	
<b>11</b>	<b>Forestry, fishing, hunting, and agriculture support</b>	<b>34</b>	<b>85</b>	<b>253</b>	<b>3</b>	—	<b>1</b>	<b>2</b>	—	—	—	—	—	—	
<b>21</b>	<b>Mining</b>	<b>121</b>	<b>682</b>	<b>2 698</b>	<b>8</b>	<b>1</b>	<b>2</b>	<b>3</b>	<b>2</b>	—	—	—	—	—	
<b>22</b>	<b>Utilities</b>	<b>(B)</b>	<b>(D)</b>	<b>(D)</b>	<b>2</b>	<b>1</b>	—	—	<b>1</b>	—	—	—	—	—	
<b>23</b>	<b>Construction</b>	<b>220</b>	<b>911</b>	<b>4 755</b>	<b>40</b>	<b>21</b>	<b>14</b>	<b>3</b>	<b>2</b>	—	—	—	—	—	
235	Special trade contractors	164	662	3 220	27	16	6	3	2	—	—	—	—	—	
<b>31-33</b>	<b>Manufacturing</b>	<b>422</b>	<b>1 528</b>	<b>7 119</b>	<b>18</b>	<b>3</b>	<b>4</b>	<b>3</b>	<b>7</b>	—	<b>1</b>	—	—	—	
315	Apparel manufacturing	(C)	(D)	(D)	1	—	—	—	—	—	1	—	—	—	
3152	Cut & sew apparel mfg	(C)	(D)	(D)	1	—	—	—	—	—	1	—	—	—	
31521	Cut & sew apparel contractors	(C)	(D)	(D)	1	—	—	—	—	—	1	—	—	—	
321	Wood product mfg	(C)	(D)	(D)	8	1	2	2	3	—	—	—	—	—	
3211	Sawmills & wood preservation	100	348	1 607	6	1	1	2	2	—	—	—	—	—	
32111	Sawmills & wood preservation	100	348	1 607	6	1	1	2	2	—	—	—	—	—	
321113	Sawmills	100	348	1 607	6	1	1	2	2	—	—	—	—	—	
<b>42</b>	<b>Wholesale trade</b>	<b>31</b>	<b>98</b>	<b>415</b>	<b>12</b>	<b>9</b>	<b>3</b>	—	—	—	—	—	—	—	
<b>44-45</b>	<b>Retail trade</b>	<b>1 251</b>	<b>3 979</b>	<b>17 183</b>	<b>127</b>	<b>57</b>	<b>36</b>	<b>20</b>	<b>10</b>	<b>3</b>	<b>1</b>	—	—	—	
441	Motor vehicle & parts dealers	147	689	3 199	19	10	4	3	2	—	—	—	—	—	
445	Food & beverage stores	303	637	2 697	14	2	4	3	3	2	—	—	—	—	
4451	Grocery stores	(E)	(D)	(D)	13	1	4	3	3	2	—	—	—	—	
44511	Grocery (except convenience) stores	278	583	2 354	10	1	1	3	3	2	—	—	—	—	
445110	Grocery (except convenience) stores	278	583	2 354	10	1	1	3	3	2	—	—	—	—	
447	Gasoline stations	251	785	3 129	24	10	5	6	2	1	—	—	—	—	
4471	Gasoline stations	251	785	3 129	24	10	5	6	2	1	—	—	—	—	
44719	Other gasoline stations	152	600	2 368	11	5	2	2	1	1	—	—	—	—	
447190	Other gasoline stations	152	600	2 368	11	5	2	2	1	1	—	—	—	—	
452	General merchandise stores	176	494	1 854	7	1	5	—	—	—	1	—	—	—	
4521	Department stores	(C)	(D)	(D)	1	—	—	—	—	—	1	—	—	—	
45211	Department stores	(C)	(D)	(D)	1	—	—	—	—	—	1	—	—	—	
<b>48-49</b>	<b>Transportation &amp; warehousing</b>	<b>81</b>	<b>443</b>	<b>2 435</b>	<b>21</b>	<b>16</b>	<b>4</b>	—	<b>1</b>	—	—	—	—	—	
<b>51</b>	<b>Information</b>	<b>37</b>	<b>253</b>	<b>1 276</b>	<b>5</b>	<b>2</b>	<b>1</b>	<b>2</b>	—	—	—	—	—	—	
<b>52</b>	<b>Finance &amp; insurance</b>	<b>194</b>	<b>1 059</b>	<b>4 302</b>	<b>23</b>	<b>15</b>	<b>4</b>	<b>1</b>	<b>2</b>	<b>1</b>	—	—	—	—	
522	Credit intermediation & related activities	175	961	3 837	15	9	2	1	2	1	—	—	—	—	
5221	Depository credit intermediation	154	867	3 394	9	3	2	1	2	1	—	—	—	—	
52211	Commercial banking	(C)	(D)	(D)	7	1	2	1	2	1	—	—	—	—	
<b>53</b>	<b>Real estate &amp; rental &amp; leasing</b>	<b>39</b>	<b>137</b>	<b>552</b>	<b>17</b>	<b>15</b>	<b>2</b>	—	—	—	—	—	—	—	
<b>54</b>	<b>Professional, scientific &amp; technical services</b>	<b>90</b>	<b>322</b>	<b>1 311</b>	<b>26</b>	<b>21</b>	<b>4</b>	—	<b>1</b>	—	—	—	—	—	
<b>55</b>	<b>Management of companies &amp; enterprises</b>	<b>(A)</b>	<b>(D)</b>	<b>(D)</b>	<b>3</b>	<b>3</b>	—	—	—	—	—	—	—	—	
<b>56</b>	<b>Admin, support, waste mgt, remediation services</b>	<b>93</b>	<b>280</b>	<b>1 807</b>	<b>15</b>	<b>8</b>	<b>4</b>	<b>2</b>	<b>1</b>	—	—	—	—	—	
<b>61</b>	<b>Educational services</b>	<b>(E)</b>	<b>(D)</b>	<b>(D)</b>	<b>3</b>	<b>1</b>	—	—	<b>1</b>	—	—	<b>1</b>	—	—	
611	Educational services	(E)	(D)	(D)	3	1	—	—	1	—	—	1	—	—	
6113	Colleges, universities & professional schools	(E)	(D)	(D)	1	—	—	—	—	—	—	1	—	—	
61131	Colleges, universities & professional schools	(E)	(D)	(D)	1	—	—	—	—	—	—	1	—	—	

Note: Employment-size classes are indicated as follows: A—0 to 19; B—20 to 99; C—100 to 249; E—250 to 499; F—500 to 999; G—1,000 to 2,499; H—2,500 to 4,999; I—5,000 to 9,999; J—10,000 to 24,999; K—25,000 to 49,999; L—50,000 to 99,999; M—100,000 or more.

**Table 6. Counties—Employees, Payroll, and Establishments by Industry: 1999—Con.**

[Excludes most government employees, railroad employees, and self-employed persons. Size class 1 to 4 includes establishments with payroll, but no employees, during mid-March pay period. (D) denotes figures withheld to avoid disclosing data for individual companies; the data are included in broader industry totals. Detailed industries with 100 or more employees are shown if industry was not a (D). For explanation of terms, abbreviations, and data reliability/comparability, see introductory text]

NAICS code	Industry	Number of employees for week including March 12	Payroll (\$1,000)		Total number of establishments	Number of establishments by employment-size class								
			First quarter	Annual		1 to 4	5 to 9	10 to 19	20 to 49	50 to 99	100 to 249	250 to 499	500 to 999	1,000 or more
<b>CARTER—Con.</b>														
<b>62</b>	<b>Health care and social assistance</b> . . . . .	<b>519</b>	<b>1 909</b>	<b>8 540</b>	<b>28</b>	<b>12</b>	<b>8</b>	<b>2</b>	<b>4</b>	—	<b>2</b>	—	—	—
621	Ambulatory health care services . . . . .	152	870	3 746	20	10	6	1	3	—	—	—	—	—
623	Nursing & residential care facilities . . . . .	(C)	(D)	(D)	3	2	—	—	—	—	1	—	—	—
6231	Nursing care facilities . . . . .	(C)	(D)	(D)	1	—	—	—	—	—	1	—	—	—
62311	Nursing care facilities . . . . .	(C)	(D)	(D)	1	—	—	—	—	—	1	—	—	—
624	Social assistance . . . . .	(C)	(D)	(D)	5	—	2	1	1	—	1	—	—	—
6241	Individual & family services . . . . .	(C)	(D)	(D)	2	—	—	—	1	—	1	—	—	—
62419	Other individual & family services . . . . .	(C)	(D)	(D)	1	—	—	—	—	—	1	—	—	—
<b>71</b>	<b>Arts, entertainment &amp; recreation</b> . . . . .	<b>(A)</b>	<b>(D)</b>	<b>(D)</b>	<b>2</b>	<b>1</b>	<b>1</b>	—	—	—	—	—	—	—
<b>72</b>	<b>Accommodation &amp; food services</b> . . . . .	<b>448</b>	<b>950</b>	<b>4 433</b>	<b>32</b>	<b>7</b>	<b>6</b>	<b>12</b>	<b>6</b>	<b>1</b>	—	—	—	—
722	Food services & drinking places . . . . .	(E)	(D)	(D)	28	5	5	12	5	1	—	—	—	—
7221	Full-service restaurants . . . . .	125	286	1 570	10	4	2	2	2	—	—	—	—	—
72211	Full-service restaurants . . . . .	125	286	1 570	10	4	2	2	2	—	—	—	—	—
722110	Full-service restaurants . . . . .	125	286	1 570	10	4	2	2	2	—	—	—	—	—
7222	Limited-service eating places . . . . .	274	567	2 423	17	1	3	9	3	1	—	—	—	—
72221	Limited-service eating places . . . . .	274	567	2 423	17	1	3	9	3	1	—	—	—	—
722211	Limited-service restaurants . . . . .	274	567	2 423	17	1	3	9	3	1	—	—	—	—
<b>81</b>	<b>Other services (except public administration)</b> . . . . .	<b>131</b>	<b>415</b>	<b>1 803</b>	<b>44</b>	<b>35</b>	<b>7</b>	<b>2</b>	—	—	—	—	—	—
<b>99</b>	<b>Unclassified establishments</b> . . . . .	<b>(A)</b>	<b>(D)</b>	<b>(D)</b>	<b>5</b>	<b>4</b>	<b>1</b>	—	—	—	—	—	—	—
<b>CASEY</b>														
	<b>Total</b> . . . . .	<b>2 338</b>	<b>9 063</b>	<b>40 475</b>	<b>206</b>	<b>113</b>	<b>41</b>	<b>29</b>	<b>17</b>	<b>4</b>	—	<b>2</b>	—	—
<b>11</b>	<b>Forestry, fishing, hunting, and agriculture support</b> . . . . .	<b>(A)</b>	<b>(D)</b>	<b>(D)</b>	<b>2</b>	<b>2</b>	—	—	—	—	—	—	—	—
<b>22</b>	<b>Utilities</b> . . . . .	<b>(A)</b>	<b>(D)</b>	<b>(D)</b>	<b>1</b>	<b>1</b>	—	—	—	—	—	—	—	—
<b>23</b>	<b>Construction</b> . . . . .	<b>125</b>	<b>356</b>	<b>2 341</b>	<b>15</b>	<b>8</b>	<b>3</b>	<b>2</b>	<b>2</b>	—	—	—	—	—
<b>31-33</b>	<b>Manufacturing</b> . . . . .	<b>734</b>	<b>2 827</b>	<b>12 105</b>	<b>20</b>	<b>1</b>	<b>3</b>	<b>7</b>	<b>7</b>	<b>1</b>	—	<b>1</b>	—	—
315	Apparel manufacturing . . . . .	(E)	(D)	(D)	1	—	—	—	—	—	—	1	—	—
3152	Cut & sew apparel mfg . . . . .	(E)	(D)	(D)	1	—	—	—	—	—	—	1	—	—
31529	Other cut & sew apparel mfg . . . . .	(E)	(D)	(D)	1	—	—	—	—	—	—	1	—	—
321	Wood product mfg . . . . .	(C)	(D)	(D)	4	—	1	1	1	1	—	—	—	—
332	Fabricated metal product mfg . . . . .	196	666	2 850	11	1	2	4	4	—	—	—	—	—
3323	Architectural & structural metals mfg . . . . .	(C)	(D)	(D)	10	1	2	3	4	—	—	—	—	—
33232	Ornamental & architectural metal prod mfg . . . . .	(C)	(D)	(D)	10	1	2	3	4	—	—	—	—	—
<b>42</b>	<b>Wholesale trade</b> . . . . .	<b>89</b>	<b>315</b>	<b>1 381</b>	<b>14</b>	<b>5</b>	<b>7</b>	<b>1</b>	<b>1</b>	—	—	—	—	—
<b>44-45</b>	<b>Retail trade</b> . . . . .	<b>359</b>	<b>1 277</b>	<b>5 316</b>	<b>53</b>	<b>27</b>	<b>15</b>	<b>8</b>	<b>3</b>	—	—	—	—	—
445	Food & beverage stores . . . . .	112	216	946	10	2	5	1	2	—	—	—	—	—
4451	Grocery stores . . . . .	112	216	946	10	2	5	1	2	—	—	—	—	—
<b>48-49</b>	<b>Transportation &amp; warehousing</b> . . . . .	<b>55</b>	<b>482</b>	<b>2 123</b>	<b>8</b>	<b>5</b>	—	<b>3</b>	—	—	—	—	—	—
<b>51</b>	<b>Information</b> . . . . .	<b>16</b>	<b>125</b>	<b>497</b>	<b>3</b>	<b>1</b>	<b>2</b>	—	—	—	—	—	—	—
<b>52</b>	<b>Finance &amp; insurance</b> . . . . .	<b>81</b>	<b>429</b>	<b>1 921</b>	<b>11</b>	<b>7</b>	<b>1</b>	<b>1</b>	<b>2</b>	—	—	—	—	—
<b>53</b>	<b>Real estate &amp; rental &amp; leasing</b> . . . . .	<b>12</b>	<b>48</b>	<b>118</b>	<b>3</b>	<b>2</b>	<b>1</b>	—	—	—	—	—	—	—
<b>54</b>	<b>Professional, scientific &amp; technical services</b> . . . . .	<b>(E)</b>	<b>(D)</b>	<b>(D)</b>	<b>11</b>	<b>9</b>	—	<b>1</b>	—	—	—	<b>1</b>	—	—
541	Professional, scientific & technical services . . . . .	(E)	(D)	(D)	11	9	—	1	—	—	—	1	—	—
5412	Accounting, tax prep, bookkeep, payroll services . . . . .	(E)	(D)	(D)	5	4	—	—	—	—	—	1	—	—
54121	Accounting, tax prep, bookkeep, payroll services . . . . .	(E)	(D)	(D)	5	4	—	—	—	—	—	1	—	—
<b>56</b>	<b>Admin, support, waste mgt, remediation services</b> . . . . .	<b>12</b>	<b>22</b>	<b>89</b>	<b>6</b>	<b>5</b>	<b>1</b>	—	—	—	—	—	—	—
<b>61</b>	<b>Educational services</b> . . . . .	<b>(A)</b>	<b>(D)</b>	<b>(D)</b>	<b>3</b>	<b>2</b>	<b>1</b>	—	—	—	—	—	—	—
<b>62</b>	<b>Health care and social assistance</b> . . . . .	<b>208</b>	<b>1 022</b>	<b>4 649</b>	<b>17</b>	<b>9</b>	<b>3</b>	<b>2</b>	<b>1</b>	<b>2</b>	—	—	—	—
<b>71</b>	<b>Arts, entertainment &amp; recreation</b> . . . . .	<b>(A)</b>	<b>(D)</b>	<b>(D)</b>	<b>2</b>	<b>2</b>	—	—	—	—	—	—	—	—
<b>72</b>	<b>Accommodation &amp; food services</b> . . . . .	<b>119</b>	<b>252</b>	<b>1 139</b>	<b>13</b>	<b>5</b>	<b>3</b>	<b>4</b>	<b>1</b>	—	—	—	—	—
722	Food services & drinking places . . . . .	(C)	(D)	(D)	12	5	2	4	1	—	—	—	—	—
<b>81</b>	<b>Other services (except public administration)</b> . . . . .	<b>119</b>	<b>317</b>	<b>927</b>	<b>20</b>	<b>18</b>	<b>1</b>	—	—	<b>1</b>	—	—	—	—
<b>99</b>	<b>Unclassified establishments</b> . . . . .	<b>3</b>	<b>7</b>	<b>28</b>	<b>4</b>	<b>4</b>	—	—	—	—	—	—	—	—

Note: Employment-size classes are indicated as follows: A—0 to 19; B—20 to 99; C—100 to 249; E—250 to 499; F—500 to 999; G—1,000 to 2,499; H—2,500 to 4,999; I—5,000 to 9,999; J—10,000 to 24,999; K—25,000 to 49,999; L—50,000 to 99,999; M—100,000 or more.

**Table 6. Counties—Employees, Payroll, and Establishments by Industry: 1999—Con.**

[Excludes most government employees, railroad employees, and self-employed persons. Size class 1 to 4 includes establishments with payroll, but no employees, during mid-March pay period. (D) denotes figures withheld to avoid disclosing data for individual companies; the data are included in broader industry totals. Detailed industries with 100 or more employees are shown if industry was not a (D). For explanation of terms, abbreviations, and data reliability/comparability, see introductory text]

NAICS code	Industry	Number of employees for week including March 12	Payroll (\$1,000)		Total number of establishments	Number of establishments by employment-size class									
			First quarter	Annual		1 to 4	5 to 9	10 to 19	20 to 49	50 to 99	100 to 249	250 to 499	500 to 999	1,000 or more	
	<b>CHRISTIAN</b>														
	<b>Total</b> .....	<b>22 207</b>	<b>117 881</b>	<b>508 460</b>	<b>1 352</b>	<b>705</b>	<b>283</b>	<b>166</b>	<b>121</b>	<b>35</b>	<b>31</b>	<b>5</b>	<b>5</b>	<b>1</b>	
11	Forestry, fishing, hunting, and agriculture support .....	(A)	(D)	(D)	2	2	—	—	—	—	—	—	—	—	
21	Mining .....	(B)	(D)	(D)	2	1	—	—	1	—	—	—	—	—	
22	Utilities .....	(B)	(D)	(D)	2	—	—	1	—	1	—	—	—	—	
23	Construction .....	897	4 297	21 100	126	78	21	16	10	—	1	—	—	—	
233	Building, developing & general contracting .....	394	1 874	8 080	46	31	5	8	1	—	1	—	—	—	
2332	Residential building construction .....	246	1 126	4 637	32	27	2	2	—	—	1	—	—	—	
23321	Single-family housing construction .....	246	1 126	4 637	32	27	2	2	—	—	1	—	—	—	
233210	Single-family housing construction .....	246	1 126	4 637	32	27	2	2	—	—	1	—	—	—	
2333	Nonresidential building construction .....	(C)	(D)	(D)	9	—	3	5	1	—	—	—	—	—	
234	Heavy construction .....	159	986	6 113	8	1	3	—	4	—	—	—	—	—	
235	Special trade contractors .....	344	1 437	6 907	72	46	13	8	5	—	—	—	—	—	
31-33	<b>Manufacturing</b> .....	<b>4 826</b>	<b>31 754</b>	<b>136 482</b>	<b>68</b>	<b>20</b>	<b>11</b>	<b>8</b>	<b>7</b>	<b>6</b>	<b>11</b>	<b>3</b>	<b>2</b>	<b>—</b>	
311	Food mfg .....	129	1 102	4 485	5	—	1	1	3	—	—	—	—	—	
312	Beverage & tobacco product mfg .....	(C)	(D)	(D)	1	—	—	—	—	—	1	—	—	—	
3122	Tobacco mfg .....	(C)	(D)	(D)	1	—	—	—	—	—	1	—	—	—	
31221	Tobacco stemming & redrying .....	(C)	(D)	(D)	1	—	—	—	—	—	1	—	—	—	
315	Apparel manufacturing .....	(G)	(D)	(D)	2	—	—	—	—	—	—	1	1	—	
3152	Cut & sew apparel mfg .....	(G)	(D)	(D)	2	—	—	—	—	—	—	1	1	—	
31523	Women's, girls' cut & sew apparel mfg .....	(G)	(D)	(D)	2	—	—	—	—	—	—	1	1	—	
322	Paper mfg .....	(C)	(D)	(D)	1	—	—	—	—	—	1	—	—	—	
3222	Converted paper product mfg .....	(C)	(D)	(D)	1	—	—	—	—	—	1	—	—	—	
32221	Paperboard container mfg .....	(C)	(D)	(D)	1	—	—	—	—	—	1	—	—	—	
324	Petroleum & coal products mfg .....	(C)	(D)	(D)	4	1	2	—	—	1	—	—	—	—	
3241	Petroleum & coal products mfg .....	(C)	(D)	(D)	4	1	2	—	—	1	—	—	—	—	
326	Plastics & rubber products mfg .....	(C)	(D)	(D)	5	3	1	—	—	—	1	—	—	—	
3261	Plastics product mfg .....	(C)	(D)	(D)	3	1	1	—	—	—	1	—	—	—	
32619	Other plastics product mfg .....	(C)	(D)	(D)	2	—	1	—	—	—	1	—	—	—	
331	Primary metal mfg .....	391	3 072	12 168	3	—	—	—	—	2	—	1	—	—	
3314	Nonferrous (exc alum) production & processing .....	(E)	(D)	(D)	1	—	—	—	—	—	—	1	—	—	
33149	Other nonferrous roll, draw, extruding, alloying .....	(E)	(D)	(D)	1	—	—	—	—	—	—	1	—	—	
332	Fabricated metal product mfg .....	425	2 626	13 003	9	2	1	2	2	—	2	—	—	—	
3326	Spring & wire product mfg .....	(E)	(D)	(D)	2	—	—	—	—	—	2	—	—	—	
33261	Spring & wire product mfg .....	(E)	(D)	(D)	2	—	—	—	—	—	2	—	—	—	
333	Machinery mfg .....	525	4 734	19 584	6	2	1	—	1	—	1	1	—	—	
3334	HVAC & commercial refrigeration equipment mfg .....	(C)	(D)	(D)	1	—	—	—	—	—	1	—	—	—	
33341	HVAC & commercial refrigeration equipment mfg .....	(C)	(D)	(D)	1	—	—	—	—	—	1	—	—	—	
3339	Other general purpose machinery mfg .....	(E)	(D)	(D)	3	2	—	—	—	—	—	1	—	—	
33399	All other general purpose machinery mfg .....	(E)	(D)	(D)	2	1	—	—	—	—	—	1	—	—	
335	Electrical equip, appliance & component mfg .....	(C)	(D)	(D)	2	—	—	1	—	—	1	—	—	—	
3351	Electric lighting equipment mfg .....	(C)	(D)	(D)	1	—	—	—	—	—	1	—	—	—	
33512	Lighting fixture mfg .....	(C)	(D)	(D)	1	—	—	—	—	—	1	—	—	—	
336	Transportation equipment mfg .....	1 171	8 957	40 405	5	—	—	—	1	—	3	—	1	—	
3361	Motor vehicle mfg .....	(F)	(D)	(D)	2	—	—	—	1	—	—	—	1	—	
33611	Automobile & light duty motor vehicle mfg .....	(F)	(D)	(D)	2	—	—	—	1	—	—	—	1	—	
3363	Motor vehicle parts mfg .....	(F)	(D)	(D)	3	—	—	—	—	—	3	—	—	—	
33633	Motor vehicle steering & suspension parts mfg .....	(C)	(D)	(D)	1	—	—	—	—	—	1	—	—	—	
33636	Motor vehicle seating & interior trim mfg .....	(C)	(D)	(D)	1	—	—	—	—	—	1	—	—	—	
33639	Other motor vehicle parts mfg .....	(C)	(D)	(D)	1	—	—	—	—	—	1	—	—	—	
337	Furniture & related product mfg .....	(C)	(D)	(D)	3	1	1	—	—	1	—	—	—	—	
3371	HH & institutional furniture & kitchen cabinet mfg .....	(C)	(D)	(D)	3	1	1	—	—	1	—	—	—	—	
339	Miscellaneous mfg .....	(C)	(D)	(D)	5	4	—	—	—	—	1	—	—	—	
3399	Other miscellaneous mfg .....	(C)	(D)	(D)	3	2	—	—	—	—	1	—	—	—	
33992	Sporting & athletic goods mfg .....	(C)	(D)	(D)	2	1	—	—	—	—	1	—	—	—	

Note: Employment-size classes are indicated as follows: A—0 to 19; B—20 to 99; C—100 to 249; E—250 to 499; F—500 to 999; G—1,000 to 2,499; H—2,500 to 4,999; I—5,000 to 9,999; J—10,000 to 24,999; K—25,000 to 49,999; L—50,000 to 99,999; M—100,000 or more.

Table 6. Counties—Employees, Payroll, and Establishments by Industry: 1999—Con.

[Excludes most government employees, railroad employees, and self-employed persons. Size class 1 to 4 includes establishments with payroll, but no employees, during mid-March pay period. (D) denotes figures withheld to avoid disclosing data for individual companies; the data are included in broader industry totals. Detailed industries with 100 or more employees are shown if industry was not a (D). For explanation of terms, abbreviations, and data reliability/comparability, see introductory text]

NAICS code	Industry	Number of employees for week including March 12	Payroll (\$1,000)		Total number of establishments	Number of establishments by employment-size class									
			First quarter	Annual		1 to 4	5 to 9	10 to 19	20 to 49	50 to 99	100 to 249	250 to 499	500 to 999	1,000 or more	
<b>CHRISTIAN—Con.</b>															
<b>42</b>	<b>Wholesale trade</b>	<b>1 492</b>	<b>9 039</b>	<b>43 353</b>	<b>91</b>	<b>35</b>	<b>20</b>	<b>22</b>	<b>8</b>	<b>3</b>	<b>3</b>				
421	Wholesale trade, durable goods	552	3 727	14 927	54	26	12	11	2	2	1				
4218	Machinery, equipment & supplies whsle	350	2 556	10 311	22	11	4	2	2	2	1				
42182	Farm & garden machinery & equipment whsle	120	721	2 705	7	2	1	1	2	1					
421820	Farm & garden machinery & equipment whsle	120	721	2 705	7	2	1	1	2	1					
42183	Industrial machinery & equipment whsle	213	1 739	7 207	7	3	1	1		1					
421830	Industrial machinery & equipment whsle	213	1 739	7 207	7	3	1	1		1					
422	Wholesale trade, nondurable goods	940	5 312	28 426	37	9	8	11	6	1	2				
4223	Apparel, piece goods & notions whsle	(C)	(D)	(D)	2	1					1				
42233	Women's, children's, infants' clothing whsle	(C)	(D)	(D)	2	1					1				
4224	Grocery & related product whsle	110	882	3 757	4	1			3						
4225	Farm product raw material whsle	114	372	1 522	11	2	3	5	1						
4227	Petroleum & petroleum products whsle	261	1 110	3 776	3		1		1		1				
42271	Petroleum bulk stations & terminals	261	1 110	3 776	3		1		1		1				
422710	Petroleum bulk stations & terminals	261	1 110	3 776	3		1		1		1				
4229	Miscellaneous nondurable goods whsle	160	941	3 913	10	3	2	4		1					
<b>44-45</b>	<b>Retail trade</b>	<b>2 868</b>	<b>11 398</b>	<b>48 088</b>	<b>266</b>	<b>121</b>	<b>79</b>	<b>30</b>	<b>28</b>	<b>6</b>	<b>1</b>	<b>1</b>			
441	Motor vehicle & parts dealers	372	1 941	8 538	30	12	9	5	1	3					
4411	Automobile dealers	264	1 448	6 389	14	7	2	1	1	3					
44111	New car dealers	240	1 361	6 074	5			1	1	3					
441110	New car dealers	240	1 361	6 074	5			1	1	3					
442	Furniture & home furnishing stores	108	480	2 119	16	9	3	2	2						
444	Bldg material & garden equip & supp dealers	300	1 603	7 175	31	11	10	6	4						
4441	Building material & supplies dealers	200	1 067	4 714	20	6	6	6	2						
44419	Other building material dealers	183	1 012	4 505	14	2	4	6	2						
444190	Other building material dealers	183	1 012	4 505	14	2	4	6	2						
4442	Lawn & garden equip & supplies stores	100	536	2 461	11	5	4		2						
445	Food & beverage stores	497	1 594	6 455	39	24	3	4	6	1	1				
4451	Grocery stores	(E)	(D)	(D)	20	8		4	6	1	1				
44511	Grocery (except convenience) stores	424	1 396	5 573	18	7		3	6	1	1				
445110	Grocery (except convenience) stores	424	1 396	5 573	18	7		3	6	1	1				
446	Health & personal care stores	143	696	2 736	17	9	4	1	3						
4461	Health & personal care stores	143	696	2 736	17	9	4	1	3						
44611	Pharmacies & drug stores	118	602	2 358	10	3	3	1	3						
446110	Pharmacies & drug stores	118	602	2 358	10	3	3	1	3						
447	Gasoline stations	286	914	4 147	32	12	11	5	4						
4471	Gasoline stations	286	914	4 147	32	12	11	5	4						
44711	Gasoline stations with convenience stores	163	521	2 426	18	7	6	3	2						
447110	Gasoline stations with convenience stores	163	521	2 426	18	7	6	3	2						
44719	Other gasoline stations	123	393	1 721	14	5	5	2	2						
447190	Other gasoline stations	123	393	1 721	14	5	5	2	2						
448	Clothing & clothing accessories stores	218	585	2 555	28	12	13	1	1						
4481	Clothing stores	164	398	1 721	17	8	6	1	1						
44814	Family clothing stores	126	315	1 385	8	4	1	1	1						
448140	Family clothing stores	126	315	1 385	8	4	1	1	1						
452	General merchandise stores	528	2 145	8 100	10	2	5		1	1		1			
4529	Other general merchandise stores	(E)	(D)	(D)	9	2	5		1				1		
45291	Warehouse clubs & superstores	(E)	(D)	(D)	1							1			
453	Miscellaneous store retailers	190	572	2 647	29	11	12	4	2						
<b>48-49</b>	<b>Transportation &amp; warehousing</b>	<b>765</b>	<b>6 072</b>	<b>24 682</b>	<b>41</b>	<b>26</b>	<b>7</b>	<b>4</b>	<b>2</b>	<b>1</b>			<b>1</b>		
484	Truck transportation	(C)	(D)	(D)	31	22	4	3	2						
4842	Specialized freight trucking	141	956	3 750	25	18	3	2	2						
488	Transportation support activities	(F)	(D)	(D)	5	2	2						1		
4881	Air transportation support activities	(F)	(D)	(D)	2		1						1		
48811	Airport operations	(F)	(D)	(D)	2		1						1		
<b>51</b>	<b>Information</b>	<b>284</b>	<b>1 579</b>	<b>6 332</b>	<b>17</b>	<b>6</b>	<b>2</b>	<b>7</b>	<b>1</b>		<b>1</b>				
511	Publishing industries	(C)	(D)	(D)	1						1				
5111	Newspaper, periodical, book, database publishers	(C)	(D)	(D)	1						1				
51111	Newspaper publishers	(C)	(D)	(D)	1						1				
513	Broadcasting & telecommunications	105	803	3 268	13	5	2	5	1						
<b>52</b>	<b>Finance &amp; insurance</b>	<b>641</b>	<b>4 341</b>	<b>18 411</b>	<b>79</b>	<b>42</b>	<b>19</b>	<b>14</b>	<b>2</b>	<b>1</b>	<b>1</b>				
522	Credit intermediation & related activities	488	2 861	11 913	50	22	15	10	1	1	1				
5221	Depository credit intermediation	391	2 287	9 651	26	7	8	8	1	1	1				
52211	Commercial banking	266	1 651	6 473	19	6	6	5	1						
522110	Commercial banking	266	1 651	6 473	19	6	6	5	1						
52213	Credit unions	(C)	(D)	(D)	5	1	1	2		1					
524	Insurance carriers & related activities	(C)	(D)	(D)	24	16	4	3	1						
<b>53</b>	<b>Real estate &amp; rental &amp; leasing</b>	<b>181</b>	<b>486</b>	<b>2 284</b>	<b>59</b>	<b>45</b>	<b>11</b>	<b>3</b>							
531	Real estate	139	336	1 495	48	38	8	2							

Note: Employment-size classes are indicated as follows: A—0 to 19; B—20 to 99; C—100 to 249; E—250 to 499; F—500 to 999; G—1,000 to 2,499; H—2,500 to 4,999; I—5,000 to 9,999; J—10,000 to 24,999; K—25,000 to 49,999; L—50,000 to 99,999; M—100,000 or more.

**Table 6. Counties—Employees, Payroll, and Establishments by Industry: 1999—Con.**

[Excludes most government employees, railroad employees, and self-employed persons. Size class 1 to 4 includes establishments with payroll, but no employees, during mid-March pay period. (D) denotes figures withheld to avoid disclosing data for individual companies; the data are included in broader industry totals. Detailed industries with 100 or more employees are shown if industry was not a (D). For explanation of terms, abbreviations, and data reliability/comparability, see introductory text]

NAICS code	Industry	Number of employees for week including March 12	Payroll (\$1,000)		Total number of establishments	Number of establishments by employment-size class									
			First quarter	Annual		1 to 4	5 to 9	10 to 19	20 to 49	50 to 99	100 to 249	250 to 499	500 to 999	1,000 or more	
<b>CHRISTIAN—Con.</b>															
<b>54</b>	<b>Professional, scientific &amp; technical services</b>	<b>443</b>	<b>2 383</b>	<b>10 650</b>	<b>83</b>	<b>55</b>	<b>16</b>	<b>7</b>	<b>5</b>	—	—	—	—	—	
541	Professional, scientific & technical services	443	2 383	10 650	83	55	16	7	5	—	—	—	—	—	
5411	Legal services	102	483	2 211	32	26	5	1	—	—	—	—	—	—	
54111	Offices of lawyers	102	483	2 211	32	26	5	1	—	—	—	—	—	—	
541110	Offices of lawyers	102	483	2 211	32	26	5	1	—	—	—	—	—	—	
5412	Accounting, tax prep, bookkeep, payroll services	121	510	2 024	14	7	3	2	2	—	—	—	—	—	
54121	Accounting, tax prep, bookkeep, payroll services	121	510	2 024	14	7	3	2	2	—	—	—	—	—	
<b>55</b>	<b>Management of companies &amp; enterprises</b>	<b>80</b>	<b>1 343</b>	<b>6 058</b>	<b>7</b>	<b>3</b>	<b>2</b>	<b>1</b>	<b>1</b>	—	—	—	—	—	
<b>56</b>	<b>Admin, support, waste mgt, remediation services</b>	<b>1 399</b>	<b>3 954</b>	<b>18 282</b>	<b>52</b>	<b>27</b>	<b>6</b>	<b>6</b>	<b>5</b>	<b>3</b>	<b>4</b>	<b>1</b>	—	—	
561	Administrative & support services	1 371	3 889	18 144	49	25	6	6	4	3	4	1	—	—	
5613	Employment services	208	818	4 899	4	2	—	—	—	1	1	—	—	—	
56132	Temporary help services	208	818	4 899	4	2	—	—	—	1	1	—	—	—	
561320	Temporary help services	208	818	4 899	4	2	—	—	—	1	1	—	—	—	
5616	Investigation & security services	665	1 206	4 694	7	3	—	—	—	1	2	1	—	—	
56161	Investigation, guard & armored car services	(F)	(D)	(D)	5	1	—	—	—	1	2	1	—	—	
5617	Services to buildings & dwellings	399	1 490	7 201	27	15	4	4	2	1	1	—	—	—	
56172	Janitorial services	312	1 203	6 221	12	6	—	3	1	1	1	—	—	—	
561720	Janitorial services	312	1 203	6 221	12	6	—	3	1	1	1	—	—	—	
<b>61</b>	<b>Educational services</b>	<b>306</b>	<b>776</b>	<b>3 289</b>	<b>18</b>	<b>9</b>	<b>3</b>	<b>2</b>	<b>2</b>	<b>1</b>	<b>1</b>	—	—	—	
611	Educational services	306	776	3 289	18	9	3	2	2	1	1	—	—	—	
6111	Elementary & secondary schools	232	573	2 364	8	3	—	2	1	1	1	—	—	—	
61111	Elementary & secondary schools	232	573	2 364	8	3	—	2	1	1	1	—	—	—	
611110	Elementary & secondary schools	232	573	2 364	8	3	—	2	1	1	1	—	—	—	
<b>62</b>	<b>Health care and social assistance</b>	<b>4 891</b>	<b>32 633</b>	<b>135 995</b>	<b>128</b>	<b>56</b>	<b>35</b>	<b>16</b>	<b>8</b>	<b>4</b>	<b>6</b>	—	<b>2</b>	<b>1</b>	
621	Ambulatory health care services	834	5 639	26 698	86	44	27	10	2	2	1	—	—	—	
6211	Offices of physicians	310	2 717	13 364	40	19	13	6	1	1	—	—	—	—	
62111	Offices of physicians	310	2 717	13 364	40	19	13	6	1	1	—	—	—	—	
6214	Outpatient care centers	(C)	(D)	(D)	2	—	—	1	—	—	1	—	—	—	
62142	Outpatient mental health, substance abuse ctrs	(C)	(D)	(D)	1	—	—	—	—	—	1	—	—	—	
6216	Home health care services	127	680	2 854	6	1	2	1	1	1	—	—	—	—	
62161	Home health care services	127	680	2 854	6	1	2	1	1	1	—	—	—	—	
621610	Home health care services	127	680	2 854	6	1	2	1	1	1	—	—	—	—	
622	Hospitals	2 939	23 411	93 711	4	—	—	—	—	—	1	—	2	1	
6221	General medical & surgical hospitals	(G)	(D)	(D)	2	—	—	—	—	—	—	—	1	1	
62211	General medical & surgical hospitals	(G)	(D)	(D)	2	—	—	—	—	—	—	—	1	1	
6222	Psychiatric & substance abuse hospitals	(F)	(D)	(D)	2	—	—	—	—	—	1	—	1	—	
62221	Psychiatric & substance abuse hospitals	(F)	(D)	(D)	2	—	—	—	—	—	1	—	1	—	
623	Nursing & residential care facilities	771	2 611	11 408	12	2	1	1	3	2	3	—	—	—	
6231	Nursing care facilities	503	1 875	8 105	8	—	1	—	3	2	2	—	—	—	
62311	Nursing care facilities	503	1 875	8 105	8	—	1	—	3	2	2	—	—	—	
623110	Nursing care facilities	503	1 875	8 105	8	—	1	—	3	2	2	—	—	—	
6232	Residential mental retardation, health facil	(C)	(D)	(D)	1	—	—	—	—	—	1	—	—	—	
62321	Residential mental retardation facilities	(C)	(D)	(D)	1	—	—	—	—	—	1	—	—	—	
624	Social assistance	347	972	4 178	26	10	7	5	3	—	1	—	—	—	
6241	Individual & family services	227	666	2 773	12	6	2	1	2	—	1	—	—	—	
62412	Services for elderly & disabled persons	188	517	2 138	5	—	2	1	1	—	1	—	—	—	
624120	Services for elderly & disabled persons	188	517	2 138	5	—	2	1	1	—	1	—	—	—	
<b>71</b>	<b>Arts, entertainment &amp; recreation</b>	<b>105</b>	<b>244</b>	<b>1 129</b>	<b>10</b>	<b>4</b>	<b>3</b>	<b>1</b>	<b>2</b>	—	—	—	—	—	
713	Amusement, gambling & recreation industries	(C)	(D)	(D)	9	3	3	1	2	—	—	—	—	—	
7139	Other amusement & recreation industries	(C)	(D)	(D)	9	3	3	1	2	—	—	—	—	—	
<b>72</b>	<b>Accommodation &amp; food services</b>	<b>2 100</b>	<b>4 348</b>	<b>17 904</b>	<b>104</b>	<b>29</b>	<b>16</b>	<b>16</b>	<b>33</b>	<b>8</b>	<b>2</b>	—	—	—	
721	Accommodation	172	329	1 505	10	4	1	1	3	1	—	—	—	—	
7211	Traveler accommodation	172	329	1 505	10	4	1	1	3	1	—	—	—	—	
72111	Hotels (exc casino hotels) & motels	172	329	1 505	10	4	1	1	3	1	—	—	—	—	
721110	Hotels (exc casino hotels) & motels	172	329	1 505	10	4	1	1	3	1	—	—	—	—	
722	Food services & drinking places	1 928	4 019	16 399	94	25	15	15	30	7	2	—	—	—	
7221	Full-service restaurants	580	1 122	4 770	34	9	10	3	9	3	—	—	—	—	
72211	Full-service restaurants	580	1 122	4 770	34	9	10	3	9	3	—	—	—	—	
722110	Full-service restaurants	580	1 122	4 770	34	9	10	3	9	3	—	—	—	—	
7222	Limited-service eating places	1 096	2 124	8 704	52	13	4	10	21	3	1	—	—	—	
72221	Limited-service eating places	1 096	2 124	8 704	52	13	4	10	21	3	1	—	—	—	
722211	Limited-service restaurants	1 053	2 061	8 362	46	10	2	10	20	3	1	—	—	—	
7223	Special food services	(E)	(D)	(D)	7	2	1	2	—	1	1	—	—	—	
72231	Food service contractors	(E)	(D)	(D)	6	1	1	2	—	1	1	—	—	—	

Note: Employment-size classes are indicated as follows: A—0 to 19; B—20 to 99; C—100 to 249; E—250 to 499; F—500 to 999; G—1,000 to 2,499; H—2,500 to 4,999; I—5,000 to 9,999; J—10,000 to 24,999; K—25,000 to 49,999; L—50,000 to 99,999; M—100,000 or more.

**Table 6. Counties—Employees, Payroll, and Establishments by Industry: 1999—Con.**

[Excludes most government employees, railroad employees, and self-employed persons. Size class 1 to 4 includes establishments with payroll, but no employees, during mid-March pay period. (D) denotes figures withheld to avoid disclosing data for individual companies; the data are included in broader industry totals. Detailed industries with 100 or more employees are shown if industry was not a (D). For explanation of terms, abbreviations, and data reliability/comparability, see introductory text]

NAICS code	Industry	Number of employees for week including March 12	Payroll (\$1,000)		Total number of establishments	Number of establishments by employment-size class								
			First quarter	Annual		1 to 4	5 to 9	10 to 19	20 to 49	50 to 99	100 to 249	250 to 499	500 to 999	1,000 or more
<b>CHRISTIAN—Con.</b>														
<b>81</b>	<b>Other services (except public administration) .....</b>	<b>797</b>	<b>2 301</b>	<b>10 056</b>	<b>172</b>	<b>122</b>	<b>32</b>	<b>11</b>	<b>6</b>	<b>1</b>	—	—	—	—
811	Repair & maintenance .....	153	621	2 836	50	39	9	1	1	—	—	—	—	—
8111	Automotive repair & maintenance .....	117	441	2 130	37	28	7	1	1	—	—	—	—	—
812	Personal & laundry services .....	209	641	2 968	33	21	6	4	2	—	—	—	—	—
8123	Drycleaning & laundry services .....	(C)	(D)	(D)	6	1	1	2	2	—	—	—	—	—
813	Religious, grantmaking, civic, prof & like organizations .....	435	1 039	4 252	89	62	17	6	3	1	—	—	—	—
8131	Religious organizations .....	355	800	3 260	67	47	13	3	3	1	—	—	—	—
81311	Religious organizations .....	355	800	3 260	67	47	13	3	3	1	—	—	—	—
813110	Religious organizations .....	355	800	3 260	67	47	13	3	3	1	—	—	—	—
<b>95</b>	<b>Auxiliaries (exc corporate, subsidiary &amp; regional mgt) .....</b>	<b>(A)</b>	<b>(D)</b>	<b>(D)</b>	<b>2</b>	<b>1</b>	—	<b>1</b>	—	—	—	—	—	—
<b>99</b>	<b>Unclassified establishments .....</b>	<b>10</b>	<b>22</b>	<b>355</b>	<b>23</b>	<b>23</b>	—	—	—	—	—	—	—	—
<b>CLARK</b>														
	<b>Total .....</b>	<b>11 603</b>	<b>64 680</b>	<b>291 312</b>	<b>743</b>	<b>397</b>	<b>145</b>	<b>87</b>	<b>68</b>	<b>24</b>	<b>14</b>	<b>8</b>	—	—
<b>11</b>	<b>Forestry, fishing, hunting, and agriculture support .....</b>	<b>(A)</b>	<b>(D)</b>	<b>(D)</b>	<b>3</b>	<b>1</b>	<b>2</b>	—	—	—	—	—	—	—
<b>21</b>	<b>Mining .....</b>	<b>(A)</b>	<b>(D)</b>	<b>(D)</b>	<b>1</b>	<b>1</b>	—	—	—	—	—	—	—	—
<b>22</b>	<b>Utilities .....</b>	<b>603</b>	<b>6 604</b>	<b>28 437</b>	<b>9</b>	<b>1</b>	<b>1</b>	<b>3</b>	—	<b>3</b>	—	<b>1</b>	—	—
221	Utilities .....	603	6 604	28 437	9	1	1	3	—	3	—	1	—	—
2211	Elec pwr generation, transmsn & distribution ...	(F)	(D)	(D)	5	—	1	1	—	2	—	1	—	—
22112	Electric pwr transmsn, control & distribution ..	(E)	(D)	(D)	3	—	—	1	—	1	—	1	—	—
<b>23</b>	<b>Construction .....</b>	<b>503</b>	<b>2 731</b>	<b>15 721</b>	<b>75</b>	<b>46</b>	<b>14</b>	<b>9</b>	<b>5</b>	<b>1</b>	—	—	—	—
234	Heavy construction .....	150	1 145	8 243	9	4	1	2	1	1	—	—	—	—
235	Special trade contractors .....	289	1 255	5 938	47	28	10	5	4	—	—	—	—	—
<b>31-33</b>	<b>Manufacturing .....</b>	<b>4 235</b>	<b>27 146</b>	<b>119 306</b>	<b>46</b>	<b>8</b>	<b>6</b>	<b>2</b>	<b>7</b>	<b>8</b>	<b>10</b>	<b>5</b>	—	—
311	Food mfg .....	(C)	(D)	(D)	2	—	—	—	1	—	1	—	—	—
3115	Dairy product mfg .....	(C)	(D)	(D)	1	—	—	—	—	—	1	—	—	—
31151	Dairy product (exc frozen) mfg .....	(C)	(D)	(D)	1	—	—	—	—	—	1	—	—	—
315	Apparel manufacturing .....	(E)	(D)	(D)	1	—	—	—	—	—	—	1	—	—
3152	Cut & sew apparel mfg .....	(E)	(D)	(D)	1	—	—	—	—	—	—	1	—	—
31522	Men's, boys' cut & sew apparel mfg .....	(E)	(D)	(D)	1	—	—	—	—	—	—	1	—	—
321	Wood product mfg .....	279	2 228	9 370	3	—	1	—	—	1	1	—	—	—
3212	Veneer, plywood & engineered wood product mfg .....	(C)	(D)	(D)	1	—	—	—	—	—	1	—	—	—
32121	Veneer, plywood & engineered wood product mfg .....	(C)	(D)	(D)	1	—	—	—	—	—	1	—	—	—
323	Printing & related support activities .....	(C)	(D)	(D)	3	1	—	—	1	—	1	—	—	—
3231	Printing & related support activities .....	(C)	(D)	(D)	3	1	—	—	1	—	1	—	—	—
32311	Printing .....	(C)	(D)	(D)	3	1	—	—	1	—	1	—	—	—
325	Chemical mfg .....	(C)	(D)	(D)	1	—	—	—	—	—	1	—	—	—
3254	Pharmaceutical & medicine mfg .....	(C)	(D)	(D)	1	—	—	—	—	—	1	—	—	—
32541	Pharmaceutical & medicine mfg .....	(C)	(D)	(D)	1	—	—	—	—	—	1	—	—	—
326	Plastics & rubber products mfg .....	510	1 746	11 621	3	—	—	—	1	1	—	1	—	—
3261	Plastics product mfg .....	(E)	(D)	(D)	2	—	—	—	—	1	—	1	—	—
32619	Other plastics product mfg .....	(E)	(D)	(D)	2	—	—	—	—	1	—	1	—	—
327	Nonmetallic mineral product mfg .....	(C)	(D)	(D)	1	—	—	—	—	—	1	—	—	—
3273	Cement & concrete product mfg .....	(C)	(D)	(D)	1	—	—	—	—	—	1	—	—	—
32739	Other concrete product mfg .....	(C)	(D)	(D)	1	—	—	—	—	—	1	—	—	—
332	Fabricated metal product mfg .....	1 010	6 519	29 056	11	3	—	—	2	3	2	1	—	—
3325	Hardware mfg .....	(C)	(D)	(D)	1	—	—	—	—	—	1	—	—	—
33251	Hardware mfg .....	(C)	(D)	(D)	1	—	—	—	—	—	1	—	—	—
3326	Spring & wire product mfg .....	(E)	(D)	(D)	1	—	—	—	—	—	—	1	—	—
33261	Spring & wire product mfg .....	(E)	(D)	(D)	1	—	—	—	—	—	—	1	—	—
3327	Mach shops, turn prod, screw, nut, bolt mfg ....	(C)	(D)	(D)	3	1	—	—	—	1	1	—	—	—
33271	Machine shops .....	(C)	(D)	(D)	2	1	—	—	—	—	1	—	—	—
333	Machinery mfg .....	153	1 044	4 074	9	2	4	1	1	1	—	—	—	—
335	Electrical equip, appliance & component mfg .....	(E)	(D)	(D)	1	—	—	—	—	—	—	1	—	—
3351	Electric lighting equipment mfg .....	(E)	(D)	(D)	1	—	—	—	—	—	—	1	—	—
33511	Electric lamp bulb & part mfg .....	(E)	(D)	(D)	1	—	—	—	—	—	—	1	—	—
337	Furniture & related product mfg .....	(E)	(D)	(D)	3	—	1	—	—	—	2	—	—	—
3371	HH & institutional furniture & kitchen cabinet mfg .....	(E)	(D)	(D)	3	—	1	—	—	—	2	—	—	—
33712	Household & institutional furniture mfg .....	(E)	(D)	(D)	3	—	1	—	—	—	2	—	—	—
339	Miscellaneous mfg .....	558	2 785	11 720	5	2	—	—	1	—	1	1	—	—
3399	Other miscellaneous mfg .....	(F)	(D)	(D)	4	1	—	—	1	—	1	1	—	—
33993	Doll, toy & game mfg .....	(C)	(D)	(D)	1	—	—	—	—	—	1	—	—	—
33994	Office supplies (exc paper) mfg .....	(E)	(D)	(D)	1	—	—	—	—	—	1	—	—	—

Note: Employment-size classes are indicated as follows: A—0 to 19; B—20 to 99; C—100 to 249; E—250 to 499; F—500 to 999; G—1,000 to 2,499; H—2,500 to 4,999; I—5,000 to 9,999; J—10,000 to 24,999; K—25,000 to 49,999; L—50,000 to 99,999; M—100,000 or more.



**Table 6. Counties—Employees, Payroll, and Establishments by Industry: 1999—Con.**

[Excludes most government employees, railroad employees, and self-employed persons. Size class 1 to 4 includes establishments with payroll, but no employees, during mid-March pay period. (D) denotes figures withheld to avoid disclosing data for individual companies; the data are included in broader industry totals. Detailed industries with 100 or more employees are shown if industry was not a (D). For explanation of terms, abbreviations, and data reliability/comparability, see introductory text]

NAICS code	Industry	Number of employees for week including March 12	Payroll (\$1,000)		Total number of establishments	Number of establishments by employment-size class									
			First quarter	Annual		1 to 4	5 to 9	10 to 19	20 to 49	50 to 99	100 to 249	250 to 499	500 to 999	1,000 or more	
<b>CLARK—Con.</b>															
<b>42</b>	<b>Wholesale trade</b>	<b>384</b>	<b>2 522</b>	<b>11 637</b>	<b>31</b>	<b>14</b>	<b>6</b>	<b>4</b>	<b>6</b>	<b>1</b>	—	—	—	—	
421	Wholesale trade, durable goods	161	1 079	4 851	17	8	4	2	3	—	—	—	—	—	
422	Wholesale trade, nondurable goods	223	1 443	6 786	14	6	2	2	3	1	—	—	—	—	
4227	Petroleum & petroleum products whlse	(C)	(D)	(D)	2	—	—	—	1	1	—	—	—	—	
42271	Petroleum bulk stations & terminals	(C)	(D)	(D)	2	—	—	—	1	1	—	—	—	—	
<b>44-45</b>	<b>Retail trade</b>	<b>1 875</b>	<b>7 370</b>	<b>31 931</b>	<b>148</b>	<b>72</b>	<b>33</b>	<b>23</b>	<b>15</b>	<b>2</b>	<b>2</b>	<b>1</b>	—	—	
441	Motor vehicle & parts dealers	236	1 351	6 102	14	4	2	3	5	—	—	—	—	—	
4411	Automobile dealers	(C)	(D)	(D)	9	3	—	1	5	—	—	—	—	—	
44111	New car dealers	170	1 039	4 737	5	—	—	—	5	—	—	—	—	—	
441110	New car dealers	170	1 039	4 737	5	—	—	—	5	—	—	—	—	—	
444	Bldg material & garden equip & supp dealers	193	1 012	4 611	13	4	4	4	—	—	1	—	—	—	
4441	Building material & supplies dealers	160	861	3 966	8	2	3	2	—	—	1	—	—	—	
44411	Home centers	(C)	(D)	(D)	1	—	—	—	—	—	1	—	—	—	
445	Food & beverage stores	390	1 192	5 093	22	14	2	—	4	1	1	—	—	—	
4451	Grocery stores	374	1 138	4 880	16	8	2	—	4	1	1	—	—	—	
44511	Grocery (except convenience) stores	333	1 037	4 457	12	7	—	—	3	1	1	—	—	—	
445110	Grocery (except convenience) stores	333	1 037	4 457	12	7	—	—	3	1	1	—	—	—	
447	Gasoline stations	148	468	2 000	16	4	4	7	1	—	—	—	—	—	
4471	Gasoline stations	148	468	2 000	16	4	4	7	1	—	—	—	—	—	
448	Clothing & clothing accessories stores	126	331	1 275	17	8	6	—	3	—	—	—	—	—	
452	General merchandise stores	480	1 780	7 543	10	4	3	1	—	1	—	1	—	—	
4521	Department stores	(E)	(D)	(D)	2	—	—	—	—	1	—	1	—	—	
45211	Department stores	(E)	(D)	(D)	2	—	—	—	—	1	—	1	—	—	
<b>48-49</b>	<b>Transportation &amp; warehousing</b>	<b>258</b>	<b>2 065</b>	<b>8 385</b>	<b>22</b>	<b>11</b>	<b>4</b>	—	<b>6</b>	<b>1</b>	—	—	—	—	
484	Truck transportation	222	1 731	6 992	15	6	3	—	5	1	—	—	—	—	
4841	General freight trucking	140	1 052	4 527	9	3	3	—	2	1	—	—	—	—	
48412	General freight trucking, long-distance	(C)	(D)	(D)	6	2	2	—	1	1	—	—	—	—	
<b>51</b>	<b>Information</b>	<b>177</b>	<b>1 540</b>	<b>9 615</b>	<b>13</b>	<b>7</b>	<b>2</b>	—	<b>4</b>	—	—	—	—	—	
513	Broadcasting & telecommunications	121	1 240	8 202	7	3	1	—	3	—	—	—	—	—	
5133	Telecommunications	(C)	(D)	(D)	6	3	—	—	3	—	—	—	—	—	
51331	Wired telecommunications carriers	(C)	(D)	(D)	5	2	—	—	3	—	—	—	—	—	
<b>52</b>	<b>Finance &amp; insurance</b>	<b>210</b>	<b>1 494</b>	<b>5 755</b>	<b>37</b>	<b>25</b>	<b>7</b>	<b>4</b>	<b>1</b>	—	—	—	—	—	
522	Credit intermediation & related activities	165	1 046	4 177	17	7	5	4	1	—	—	—	—	—	
5221	Depository credit intermediation	(C)	(D)	(D)	12	2	5	4	1	—	—	—	—	—	
52211	Commercial banking	146	897	3 413	11	2	4	4	1	—	—	—	—	—	
522110	Commercial banking	146	897	3 413	11	2	4	4	1	—	—	—	—	—	
<b>53</b>	<b>Real estate &amp; rental &amp; leasing</b>	<b>114</b>	<b>327</b>	<b>1 179</b>	<b>33</b>	<b>25</b>	<b>4</b>	<b>4</b>	—	—	—	—	—	—	
<b>54</b>	<b>Professional, scientific &amp; technical services</b>	<b>295</b>	<b>2 131</b>	<b>9 898</b>	<b>56</b>	<b>44</b>	<b>6</b>	<b>4</b>	—	<b>2</b>	—	—	—	—	
541	Professional, scientific & technical services	295	2 131	9 898	56	44	6	4	—	2	—	—	—	—	
5413	Architectural, engineering & related services	102	1 130	5 533	11	8	—	2	—	1	—	—	—	—	
54133	Engineering services	(C)	(D)	(D)	9	6	—	2	—	1	—	—	—	—	
<b>55</b>	<b>Management of companies &amp; enterprises</b>	<b>34</b>	<b>455</b>	<b>2 297</b>	<b>3</b>	—	—	<b>3</b>	—	—	—	—	—	—	
<b>56</b>	<b>Admin, support, waste mgt, remediation services</b>	<b>371</b>	<b>1 320</b>	<b>7 081</b>	<b>30</b>	<b>15</b>	<b>8</b>	<b>2</b>	<b>3</b>	<b>1</b>	<b>1</b>	—	—	—	
561	Administrative & support services	(E)	(D)	(D)	29	14	8	2	3	1	1	—	—	—	
5613	Employment services	250	781	4 943	6	1	1	—	2	1	1	—	—	—	
56132	Temporary help services	(C)	(D)	(D)	5	1	1	—	1	1	1	—	—	—	
<b>61</b>	<b>Educational services</b>	<b>6</b>	<b>20</b>	<b>99</b>	<b>4</b>	<b>4</b>	—	—	—	—	—	—	—	—	
<b>62</b>	<b>Health care and social assistance</b>	<b>1 041</b>	<b>5 384</b>	<b>23 667</b>	<b>70</b>	<b>34</b>	<b>20</b>	<b>11</b>	<b>3</b>	—	<b>1</b>	<b>1</b>	—	—	
621	Ambulatory health care services	291	1 827	8 534	53	26	18	9	—	—	—	—	—	—	
6211	Offices of physicians	158	1 040	4 855	31	14	14	3	—	—	—	—	—	—	
62111	Offices of physicians	158	1 040	4 855	31	14	14	3	—	—	—	—	—	—	
621111	Offices of physicians (exc mental health)	158	1 040	4 855	31	14	14	3	—	—	—	—	—	—	
622	Hospitals	(E)	(D)	(D)	1	—	—	—	—	—	—	1	—	—	
6221	General medical & surgical hospitals	(E)	(D)	(D)	1	—	—	—	—	—	—	1	—	—	
62211	General medical & surgical hospitals	(E)	(D)	(D)	1	—	—	—	—	—	—	1	—	—	
623	Nursing & residential care facilities	(C)	(D)	(D)	1	—	—	—	—	—	1	—	—	—	
6231	Nursing care facilities	(C)	(D)	(D)	1	—	—	—	—	—	1	—	—	—	
62311	Nursing care facilities	(C)	(D)	(D)	1	—	—	—	—	—	1	—	—	—	
624	Social assistance	(C)	(D)	(D)	15	8	2	2	3	—	—	—	—	—	
6244	Child day care services	115	202	992	11	6	1	2	2	—	—	—	—	—	
62441	Child day care services	115	202	992	11	6	1	2	2	—	—	—	—	—	
624410	Child day care services	115	202	992	11	6	1	2	2	—	—	—	—	—	
<b>71</b>	<b>Arts, entertainment &amp; recreation</b>	<b>49</b>	<b>135</b>	<b>773</b>	<b>14</b>	<b>10</b>	<b>3</b>	<b>1</b>	—	—	—	—	—	—	
<b>72</b>	<b>Accommodation &amp; food services</b>	<b>982</b>	<b>2 051</b>	<b>9 356</b>	<b>59</b>	<b>21</b>	<b>6</b>	<b>13</b>	<b>14</b>	<b>5</b>	—	—	—	—	
722	Food services & drinking places	908	1 897	8 661	52	18	5	11	13	5	—	—	—	—	
7221	Full-service restaurants	377	719	3 623	16	7	2	—	3	4	—	—	—	—	
72211	Full-service restaurants	377	719	3 623	16	7	2	—	3	4	—	—	—	—	
722110	Full-service restaurants	377	719	3 623	16	7	2	—	3	4	—	—	—	—	
7222	Limited-service eating places	521	1 147	4 919	30	5	3	11	10	1	—	—	—	—	
72221	Limited-service eating places	521	1 147	4 919	30	5	3	11	10	1	—	—	—	—	

Note: Employment-size classes are indicated as follows: A—0 to 19; B—20 to 99; C—100 to 249; E—250 to 499; F—500 to 999; G—1,000 to 2,499; H—2,500 to 4,999; I—5,000 to 9,999; J—10,000 to 24,999; K—25,000 to 49,999; L—50,000 to 99,999; M—100,000 or more.

**Table 6. Counties—Employees, Payroll, and Establishments by Industry: 1999—Con.**

[Excludes most government employees, railroad employees, and self-employed persons. Size class 1 to 4 includes establishments with payroll, but no employees, during mid-March pay period. (D) denotes figures withheld to avoid disclosing data for individual companies; the data are included in broader industry totals. Detailed industries with 100 or more employees are shown if industry was not a (D). For explanation of terms, abbreviations, and data reliability/comparability, see introductory text]

NAICS code	Industry	Number of employees for week including March 12	Payroll (\$1,000)		Total number of establishments	Number of establishments by employment-size class									
			First quarter	Annual		1 to 4	5 to 9	10 to 19	20 to 49	50 to 99	100 to 249	250 to 499	500 to 999	1,000 or more	
<b>CLARK—Con.</b>															
<b>81</b>	<b>Other services (except public administration)</b>	<b>408</b>	<b>1 263</b>	<b>5 588</b>	<b>82</b>	<b>53</b>	<b>22</b>	<b>4</b>	<b>3</b>	—	—	—	—	—	
811	Repair & maintenance	116	457	1 884	24	15	7	2	—	—	—	—	—	—	
8111	Automotive repair & maintenance	103	400	1 630	17	8	7	2	—	—	—	—	—	—	
813	Religious, grantmaking, civic, prof & like organizations	198	509	2 141	31	20	7	1	3	—	—	—	—	—	
8131	Religious organizations	185	494	2 087	26	15	7	1	3	—	—	—	—	—	
81311	Religious organizations	185	494	2 087	26	15	7	1	3	—	—	—	—	—	
813110	Religious organizations	185	494	2 087	26	15	7	1	3	—	—	—	—	—	
<b>95</b>	<b>Auxiliaries (exc corporate, subsidiary &amp; regional mgt)</b>	<b>(B)</b>	<b>(D)</b>	<b>(D)</b>	<b>1</b>	—	—	—	<b>1</b>	—	—	—	—	—	
<b>99</b>	<b>Unclassified establishments</b>	<b>(A)</b>	<b>(D)</b>	<b>(D)</b>	<b>6</b>	<b>5</b>	<b>1</b>	—	—	—	—	—	—	—	
<b>CLAY</b>															
	<b>Total</b>	<b>2 991</b>	<b>12 274</b>	<b>54 320</b>	<b>310</b>	<b>186</b>	<b>65</b>	<b>32</b>	<b>18</b>	<b>3</b>	<b>5</b>	<b>1</b>	—	—	
<b>11</b>	<b>Forestry, fishing, hunting, and agriculture support</b>	<b>(A)</b>	<b>(D)</b>	<b>(D)</b>	<b>4</b>	<b>3</b>	—	<b>1</b>	—	—	—	—	—	—	
<b>21</b>	<b>Mining</b>	<b>(A)</b>	<b>(D)</b>	<b>(D)</b>	<b>2</b>	<b>1</b>	<b>1</b>	—	—	—	—	—	—	—	
<b>22</b>	<b>Utilities</b>	<b>(A)</b>	<b>(D)</b>	<b>(D)</b>	<b>3</b>	<b>2</b>	<b>1</b>	—	—	—	—	—	—	—	
<b>23</b>	<b>Construction</b>	<b>135</b>	<b>418</b>	<b>2 266</b>	<b>28</b>	<b>17</b>	<b>7</b>	<b>3</b>	<b>1</b>	—	—	—	—	—	
<b>31-33</b>	<b>Manufacturing</b>	<b>441</b>	<b>1 967</b>	<b>10 006</b>	<b>12</b>	<b>5</b>	<b>1</b>	<b>1</b>	<b>2</b>	<b>1</b>	<b>2</b>	—	—	—	
314	Textile product mills	(C)	(D)	(D)	1	—	—	—	—	—	1	—	—	—	
3141	Textile finishings mills	(C)	(D)	(D)	1	—	—	—	—	—	1	—	—	—	
31412	Curtain & linen mills	(C)	(D)	(D)	1	—	—	—	—	—	1	—	—	—	
337	Furniture & related product mfg	(C)	(D)	(D)	2	1	—	—	—	—	1	—	—	—	
3372	Office furniture (including fixtures) mfg	(C)	(D)	(D)	1	—	—	—	—	—	1	—	—	—	
33721	Office furniture (including fixtures) mfg	(C)	(D)	(D)	1	—	—	—	—	—	1	—	—	—	
<b>42</b>	<b>Wholesale trade</b>	<b>49</b>	<b>215</b>	<b>1 000</b>	<b>11</b>	<b>6</b>	<b>4</b>	<b>1</b>	—	—	—	—	—	—	
<b>44-45</b>	<b>Retail trade</b>	<b>653</b>	<b>2 326</b>	<b>9 732</b>	<b>82</b>	<b>47</b>	<b>17</b>	<b>11</b>	<b>6</b>	—	<b>1</b>	—	—	—	
445	Food & beverage stores	165	455	1 738	12	4	3	2	3	—	—	—	—	—	
4451	Grocery stores	165	455	1 738	12	4	3	2	3	—	—	—	—	—	
44511	Grocery (except convenience) stores	138	379	1 590	8	2	2	1	3	—	—	—	—	—	
445110	Grocery (except convenience) stores	138	379	1 590	8	2	2	1	3	—	—	—	—	—	
452	General merchandise stores	(C)	(D)	(D)	4	—	3	—	—	—	1	—	—	—	
4521	Department stores	(C)	(D)	(D)	1	—	—	—	—	—	1	—	—	—	
45211	Department stores	(C)	(D)	(D)	1	—	—	—	—	—	1	—	—	—	
<b>48-49</b>	<b>Transportation &amp; warehousing</b>	<b>80</b>	<b>386</b>	<b>1 416</b>	<b>24</b>	<b>18</b>	<b>5</b>	<b>1</b>	—	—	—	—	—	—	
<b>51</b>	<b>Information</b>	<b>153</b>	<b>599</b>	<b>2 938</b>	<b>10</b>	<b>5</b>	<b>2</b>	<b>1</b>	<b>1</b>	<b>1</b>	—	—	—	—	
<b>52</b>	<b>Finance &amp; insurance</b>	<b>103</b>	<b>573</b>	<b>2 638</b>	<b>19</b>	<b>10</b>	<b>8</b>	—	<b>1</b>	—	—	—	—	—	
<b>53</b>	<b>Real estate &amp; rental &amp; leasing</b>	<b>26</b>	<b>77</b>	<b>267</b>	<b>12</b>	<b>11</b>	<b>1</b>	—	—	—	—	—	—	—	
<b>54</b>	<b>Professional, scientific &amp; technical services</b>	<b>72</b>	<b>243</b>	<b>1 046</b>	<b>26</b>	<b>22</b>	<b>3</b>	<b>1</b>	—	—	—	—	—	—	
<b>55</b>	<b>Management of companies &amp; enterprises</b>	<b>(A)</b>	<b>(D)</b>	<b>(D)</b>	<b>1</b>	<b>1</b>	—	—	—	—	—	—	—	—	
<b>56</b>	<b>Admin, support, waste mgt, remediation services</b>	<b>(A)</b>	<b>(D)</b>	<b>(D)</b>	<b>3</b>	<b>2</b>	—	<b>1</b>	—	—	—	—	—	—	
<b>61</b>	<b>Educational services</b>	<b>149</b>	<b>258</b>	<b>1 087</b>	<b>4</b>	<b>3</b>	—	—	—	—	<b>1</b>	—	—	—	
611	Educational services	149	258	1 087	4	3	—	—	—	—	1	—	—	—	
6111	Elementary & secondary schools	(C)	(D)	(D)	3	2	—	—	—	—	1	—	—	—	
61111	Elementary & secondary schools	(C)	(D)	(D)	3	2	—	—	—	—	1	—	—	—	
<b>62</b>	<b>Health care and social assistance</b>	<b>731</b>	<b>3 892</b>	<b>16 225</b>	<b>21</b>	<b>5</b>	<b>6</b>	<b>5</b>	<b>2</b>	<b>1</b>	<b>1</b>	<b>1</b>	—	—	
621	Ambulatory health care services	166	782	3 671	17	5	5	5	2	—	—	—	—	—	
622	Hospitals	(E)	(D)	(D)	1	—	—	—	—	—	—	1	—	—	
6221	General medical & surgical hospitals	(E)	(D)	(D)	1	—	—	—	—	—	—	1	—	—	
62211	General medical & surgical hospitals	(E)	(D)	(D)	1	—	—	—	—	—	—	1	—	—	
623	Nursing & residential care facilities	(C)	(D)	(D)	1	—	—	—	—	—	1	—	—	—	
6231	Nursing care facilities	(C)	(D)	(D)	1	—	—	—	—	—	1	—	—	—	
62311	Nursing care facilities	(C)	(D)	(D)	1	—	—	—	—	—	1	—	—	—	
<b>71</b>	<b>Arts, entertainment &amp; recreation</b>	<b>12</b>	<b>106</b>	<b>419</b>	<b>3</b>	<b>1</b>	<b>2</b>	—	—	—	—	—	—	—	
<b>72</b>	<b>Accommodation &amp; food services</b>	<b>255</b>	<b>546</b>	<b>2 348</b>	<b>18</b>	<b>5</b>	<b>3</b>	<b>5</b>	<b>5</b>	—	—	—	—	—	
722	Food services & drinking places	(E)	(D)	(D)	17	4	3	5	5	—	—	—	—	—	
7222	Limited-service eating places	219	461	1 911	10	—	2	3	5	—	—	—	—	—	
72221	Limited-service eating places	219	461	1 911	10	—	2	3	5	—	—	—	—	—	
722211	Limited-service restaurants	219	461	1 911	10	—	2	3	5	—	—	—	—	—	
<b>81</b>	<b>Other services (except public administration)</b>	<b>66</b>	<b>237</b>	<b>1 212</b>	<b>24</b>	<b>20</b>	<b>4</b>	—	—	—	—	—	—	—	
<b>99</b>	<b>Unclassified establishments</b>	<b>(A)</b>	<b>(D)</b>	<b>(D)</b>	<b>3</b>	<b>2</b>	—	<b>1</b>	—	—	—	—	—	—	

Note: Employment-size classes are indicated as follows: A—0 to 19; B—20 to 99; C—100 to 249; E—250 to 499; F—500 to 999; G—1,000 to 2,499; H—2,500 to 4,999; I—5,000 to 9,999; J—10,000 to 24,999; K—25,000 to 49,999; L—50,000 to 99,999; M—100,000 or more.

**Table 6. Counties—Employees, Payroll, and Establishments by Industry: 1999—Con.**

[Excludes most government employees, railroad employees, and self-employed persons. Size class 1 to 4 includes establishments with payroll, but no employees, during mid-March pay period. (D) denotes figures withheld to avoid disclosing data for individual companies; the data are included in broader industry totals. Detailed industries with 100 or more employees are shown if industry was not a (D). For explanation of terms, abbreviations, and data reliability/comparability, see introductory text]

NAICS code	Industry	Number of employees for week including March 12	Payroll (\$1,000)		Total number of establishments	Number of establishments by employment-size class								
			First quarter	Annual		1 to 4	5 to 9	10 to 19	20 to 49	50 to 99	100 to 249	250 to 499	500 to 999	1,000 or more
<b>CLINTON</b>														
	<b>Total</b> .....	<b>2 616</b>	<b>9 011</b>	<b>44 791</b>	<b>194</b>	<b>112</b>	<b>37</b>	<b>28</b>	<b>12</b>	<b>1</b>	<b>3</b>		<b>1</b>	
21	Mining .....	24	97	478	7	5	1	1						
22	Utilities .....	(B)	(D)	(D)	3	1	1	1						
23	Construction .....	70	187	673	20	16	2	2						
31-33	Manufacturing .....	1 413	4 768	25 511	15	4	2	3	2	1	2		1	
311	Food mfg .....	(F)	(D)	(D)	2				1				1	
3116	Animal slaughtering & processing .....	(F)	(D)	(D)	1								1	
31161	Animal slaughtering & processing .....	(F)	(D)	(D)	1								1	
315	Apparel manufacturing .....	(E)	(D)	(D)	4	1	1				2			
3152	Cut & sew apparel mfg .....	(E)	(D)	(D)	4	1	1				2			
31521	Cut & sew apparel contractors .....	(C)	(D)	(D)	2		1				1			
31523	Women's, girls' cut & sew apparel mfg .....	(C)	(D)	(D)	1						1			
321	Wood product mfg .....	118	369	1 937	4	1		1	1	1				
42	Wholesale trade .....	52	207	1 033	7	2	3	1	1					
44-45	Retail trade .....	347	976	4 314	52	28	11	10	3					
48-49	Transportation & warehousing .....	21	94	293	3		3							
51	Information .....	17	98	375	3	1	2							
52	Finance & insurance .....	69	327	1 388	10	7	1		2					
53	Real estate & rental & leasing .....	22	94	562	6	5		1						
54	Professional, scientific & technical services .....	20	74	348	14	14								
56	Admin, support, waste mgt, remediation services .....	16	97	388	3	1	2							
61	Educational services .....	11	50	198	3	2	1							
62	Health care and social assistance .....	274	1 337	6 342	18	8	6	2	1		1			
621	Ambulatory health care services .....	(C)	(D)	(D)	12	5	4	2	1					
622	Hospitals .....	(C)	(D)	(D)	1						1			
6221	General medical & surgical hospitals .....	(C)	(D)	(D)	1						1			
62211	General medical & surgical hospitals .....	(C)	(D)	(D)	1						1			
72	Accommodation & food services .....	221	421	2 052	18	6	2	7	3					
722	Food services & drinking places .....	185	267	1 026	14	4	2	6	2					
7222	Limited-service eating places .....	128	190	694	9	2	2	4	1					
72221	Limited-service eating places .....	128	190	694	9	2	2	4	1					
81	Other services (except public administration) .....	18	54	218	11	11								
99	Unclassified establishments .....	(A)	(D)	(D)	1	1								
<b>CRITTENDEN</b>														
	<b>Total</b> .....	<b>1 858</b>	<b>8 298</b>	<b>37 454</b>	<b>175</b>	<b>108</b>	<b>25</b>	<b>22</b>	<b>16</b>	<b>1</b>	<b>2</b>	<b>1</b>		
11	Forestry, fishing, hunting, and agriculture support .....	(A)	(D)	(D)	2	2								
21	Mining .....	(B)	(D)	(D)	4	2			2					
22	Utilities .....	(B)	(D)	(D)	3	1	1	1						
23	Construction .....	34	140	884	14	12	2							
31-33	Manufacturing .....	479	3 373	15 081	12	5		2	4			1		
335	Electrical equip, appliance & component mfg .....	(E)	(D)	(D)	1							1		
3353	Electrical equipment mfg .....	(E)	(D)	(D)	1							1		
33531	Electrical equipment mfg .....	(E)	(D)	(D)	1							1		
42	Wholesale trade .....	39	128	724	7	4	1	2						
44-45	Retail trade .....	264	854	3 555	28	12	7	6	3					
445	Food & beverage stores .....	105	267	1 033	6	2	1	1	2					
4451	Grocery stores .....	105	267	1 033	6	2	1	1	2					
48-49	Transportation & warehousing .....	42	166	720	8	5	1	2						
51	Information .....	22	94	446	4	3		1						
52	Finance & insurance .....	77	336	1 561	12	8	2	1	1					
53	Real estate & rental & leasing .....	31	78	397	4	3			1					
54	Professional, scientific & technical services .....	38	143	532	10	7	3							
55	Management of companies & enterprises .....	(A)	(D)	(D)	2	2								
56	Admin, support, waste mgt, remediation services .....	15	38	148	5	4		1						
61	Educational services .....	(A)	(D)	(D)	1			1						

Note: Employment-size classes are indicated as follows: A—0 to 19; B—20 to 99; C—100 to 249; E—250 to 499; F—500 to 999; G—1,000 to 2,499; H—2,500 to 4,999; I—5,000 to 9,999; J—10,000 to 24,999; K—25,000 to 49,999; L—50,000 to 99,999; M—100,000 or more.

**Table 6. Counties—Employees, Payroll, and Establishments by Industry: 1999—Con.**

[Excludes most government employees, railroad employees, and self-employed persons. Size class 1 to 4 includes establishments with payroll, but no employees, during mid-March pay period. (D) denotes figures withheld to avoid disclosing data for individual companies; the data are included in broader industry totals. Detailed industries with 100 or more employees are shown if industry was not a (D). For explanation of terms, abbreviations, and data reliability/comparability, see introductory text]

NAICS code	Industry	Number of employees for week including March 12	Payroll (\$1,000)		Total number of establishments	Number of establishments by employment-size class									
			First quarter	Annual		1 to 4	5 to 9	10 to 19	20 to 49	50 to 99	100 to 249	250 to 499	500 to 999	1,000 or more	
<b>CRITTENDEN—Con.</b>															
<b>62</b>	<b>Health care and social assistance</b> .....	<b>431</b>	<b>1 816</b>	<b>8 194</b>	<b>12</b>	<b>7</b>	<b>1</b>	<b>1</b>	<b>1</b>	<b>1</b>	<b>2</b>				
622	Hospitals .....	(C)	(D)	(D)	1	—	—	—	—	—	1	—	—	—	
6221	General medical & surgical hospitals .....	(C)	(D)	(D)	1	—	—	—	—	—	1	—	—	—	
62211	General medical & surgical hospitals .....	(C)	(D)	(D)	1	—	—	—	—	—	1	—	—	—	
623	Nursing & residential care facilities .....	(C)	(D)	(D)	1	—	—	—	—	—	1	—	—	—	
6231	Nursing care facilities .....	(C)	(D)	(D)	1	—	—	—	—	—	1	—	—	—	
62311	Nursing care facilities .....	(C)	(D)	(D)	1	—	—	—	—	—	1	—	—	—	
<b>71</b>	<b>Arts, entertainment &amp; recreation</b> .....	<b>19</b>	<b>24</b>	<b>131</b>	<b>3</b>	<b>2</b>	<b>—</b>	<b>1</b>	<b>—</b>	<b>—</b>	<b>—</b>	<b>—</b>	<b>—</b>	<b>—</b>	
<b>72</b>	<b>Accommodation &amp; food services</b> .....	<b>209</b>	<b>269</b>	<b>1 331</b>	<b>14</b>	<b>3</b>	<b>3</b>	<b>3</b>	<b>4</b>	<b>1</b>	<b>—</b>	<b>—</b>	<b>—</b>	<b>—</b>	
722	Food services & drinking places .....	209	269	1 331	14	3	3	3	4	1	—	—	—	—	
7222	Limited-service eating places .....	166	217	1 088	9	2	1	1	4	1	—	—	—	—	
72221	Limited-service eating places .....	166	217	1 088	9	2	1	1	4	1	—	—	—	—	
<b>81</b>	<b>Other services (except public administration)</b> .....	<b>64</b>	<b>165</b>	<b>700</b>	<b>28</b>	<b>24</b>	<b>4</b>	<b>—</b>	<b>—</b>	<b>—</b>	<b>—</b>	<b>—</b>	<b>—</b>	<b>—</b>	
<b>99</b>	<b>Unclassified establishments</b> .....	<b>(A)</b>	<b>(D)</b>	<b>(D)</b>	<b>2</b>	<b>2</b>	<b>—</b>	<b>—</b>	<b>—</b>	<b>—</b>	<b>—</b>	<b>—</b>	<b>—</b>	<b>—</b>	
<b>CUMBERLAND</b>															
	<b>Total</b> .....	<b>1 059</b>	<b>4 388</b>	<b>19 073</b>	<b>116</b>	<b>59</b>	<b>35</b>	<b>10</b>	<b>8</b>	<b>3</b>	<b>1</b>	<b>—</b>	<b>—</b>	<b>—</b>	
<b>11</b>	<b>Forestry, fishing, hunting, and agriculture support</b> .....	<b>11</b>	<b>17</b>	<b>117</b>	<b>4</b>	<b>3</b>	<b>1</b>	<b>—</b>	<b>—</b>	<b>—</b>	<b>—</b>	<b>—</b>	<b>—</b>	<b>—</b>	
<b>22</b>	<b>Utilities</b> .....	<b>(A)</b>	<b>(D)</b>	<b>(D)</b>	<b>2</b>	<b>1</b>	<b>1</b>	<b>—</b>	<b>—</b>	<b>—</b>	<b>—</b>	<b>—</b>	<b>—</b>	<b>—</b>	
<b>23</b>	<b>Construction</b> .....	<b>38</b>	<b>183</b>	<b>808</b>	<b>8</b>	<b>5</b>	<b>2</b>	<b>1</b>	<b>—</b>	<b>—</b>	<b>—</b>	<b>—</b>	<b>—</b>	<b>—</b>	
<b>31-33</b>	<b>Manufacturing</b> .....	<b>203</b>	<b>887</b>	<b>3 772</b>	<b>8</b>	<b>2</b>	<b>2</b>	<b>1</b>	<b>1</b>	<b>2</b>	<b>—</b>	<b>—</b>	<b>—</b>	<b>—</b>	
<b>42</b>	<b>Wholesale trade</b> .....	<b>17</b>	<b>43</b>	<b>254</b>	<b>4</b>	<b>2</b>	<b>2</b>	<b>—</b>	<b>—</b>	<b>—</b>	<b>—</b>	<b>—</b>	<b>—</b>	<b>—</b>	
<b>44-45</b>	<b>Retail trade</b> .....	<b>220</b>	<b>791</b>	<b>3 364</b>	<b>33</b>	<b>16</b>	<b>12</b>	<b>3</b>	<b>2</b>	<b>—</b>	<b>—</b>	<b>—</b>	<b>—</b>	<b>—</b>	
<b>48-49</b>	<b>Transportation &amp; warehousing</b> .....	<b>(A)</b>	<b>(D)</b>	<b>(D)</b>	<b>1</b>	<b>1</b>	<b>—</b>	<b>—</b>	<b>—</b>	<b>—</b>	<b>—</b>	<b>—</b>	<b>—</b>	<b>—</b>	
<b>51</b>	<b>Information</b> .....	<b>(A)</b>	<b>(D)</b>	<b>(D)</b>	<b>2</b>	<b>1</b>	<b>1</b>	<b>—</b>	<b>—</b>	<b>—</b>	<b>—</b>	<b>—</b>	<b>—</b>	<b>—</b>	
<b>52</b>	<b>Finance &amp; insurance</b> .....	<b>67</b>	<b>437</b>	<b>1 725</b>	<b>8</b>	<b>5</b>	<b>—</b>	<b>1</b>	<b>2</b>	<b>—</b>	<b>—</b>	<b>—</b>	<b>—</b>	<b>—</b>	
<b>53</b>	<b>Real estate &amp; rental &amp; leasing</b> .....	<b>31</b>	<b>82</b>	<b>776</b>	<b>6</b>	<b>5</b>	<b>—</b>	<b>1</b>	<b>—</b>	<b>—</b>	<b>—</b>	<b>—</b>	<b>—</b>	<b>—</b>	
<b>54</b>	<b>Professional, scientific &amp; technical services</b> .....	<b>11</b>	<b>30</b>	<b>143</b>	<b>4</b>	<b>4</b>	<b>—</b>	<b>—</b>	<b>—</b>	<b>—</b>	<b>—</b>	<b>—</b>	<b>—</b>	<b>—</b>	
<b>56</b>	<b>Admin, support, waste mgt, remediation services</b> .....	<b>(A)</b>	<b>(D)</b>	<b>(D)</b>	<b>1</b>	<b>1</b>	<b>—</b>	<b>—</b>	<b>—</b>	<b>—</b>	<b>—</b>	<b>—</b>	<b>—</b>	<b>—</b>	
<b>61</b>	<b>Educational services</b> .....	<b>(A)</b>	<b>(D)</b>	<b>(D)</b>	<b>2</b>	<b>1</b>	<b>—</b>	<b>1</b>	<b>—</b>	<b>—</b>	<b>—</b>	<b>—</b>	<b>—</b>	<b>—</b>	
<b>62</b>	<b>Health care and social assistance</b> .....	<b>265</b>	<b>1 400</b>	<b>5 730</b>	<b>12</b>	<b>2</b>	<b>7</b>	<b>—</b>	<b>1</b>	<b>1</b>	<b>1</b>	<b>—</b>	<b>—</b>	<b>—</b>	
621	Ambulatory health care services .....	(C)	(D)	(D)	9	1	6	—	1	1	—	—	—	—	
6216	Home health care services .....	105	525	2 317	3	—	1	—	1	1	—	—	—	—	
62161	Home health care services .....	105	525	2 317	3	—	1	—	1	1	—	—	—	—	
621610	Home health care services .....	105	525	2 317	3	—	1	—	1	1	—	—	—	—	
622	Hospitals .....	(C)	(D)	(D)	1	—	—	—	—	—	1	—	—	—	
6221	General medical & surgical hospitals .....	(C)	(D)	(D)	1	—	—	—	—	—	1	—	—	—	
62211	General medical & surgical hospitals .....	(C)	(D)	(D)	1	—	—	—	—	—	1	—	—	—	
<b>72</b>	<b>Accommodation &amp; food services</b> .....	<b>134</b>	<b>254</b>	<b>1 269</b>	<b>11</b>	<b>1</b>	<b>6</b>	<b>2</b>	<b>2</b>	<b>—</b>	<b>—</b>	<b>—</b>	<b>—</b>	<b>—</b>	
<b>81</b>	<b>Other services (except public administration)</b> .....	<b>21</b>	<b>60</b>	<b>275</b>	<b>8</b>	<b>7</b>	<b>1</b>	<b>—</b>	<b>—</b>	<b>—</b>	<b>—</b>	<b>—</b>	<b>—</b>	<b>—</b>	
<b>99</b>	<b>Unclassified establishments</b> .....	<b>(A)</b>	<b>(D)</b>	<b>(D)</b>	<b>2</b>	<b>2</b>	<b>—</b>	<b>—</b>	<b>—</b>	<b>—</b>	<b>—</b>	<b>—</b>	<b>—</b>	<b>—</b>	
<b>DAVISS</b>															
	<b>Total</b> .....	<b>40 236</b>	<b>231 981</b>	<b>997 658</b>	<b>2 386</b>	<b>1 102</b>	<b>560</b>	<b>333</b>	<b>250</b>	<b>71</b>	<b>48</b>	<b>19</b>	<b>1</b>	<b>2</b>	
<b>11</b>	<b>Forestry, fishing, hunting, and agriculture support</b> .....	<b>16</b>	<b>61</b>	<b>308</b>	<b>4</b>	<b>2</b>	<b>2</b>	<b>—</b>	<b>—</b>	<b>—</b>	<b>—</b>	<b>—</b>	<b>—</b>	<b>—</b>	
<b>21</b>	<b>Mining</b> .....	<b>445</b>	<b>4 365</b>	<b>19 383</b>	<b>20</b>	<b>11</b>	<b>2</b>	<b>2</b>	<b>1</b>	<b>3</b>	<b>1</b>	<b>—</b>	<b>—</b>	<b>—</b>	
212	Mining (except oil & gas) .....	310	3 611	14 717	5	1	—	1	—	2	1	—	—	—	
2121	Coal mining .....	(C)	(D)	(D)	3	1	—	—	—	1	1	—	—	—	
21211	Coal mining .....	(C)	(D)	(D)	3	1	—	—	—	1	1	—	—	—	
<b>22</b>	<b>Utilities</b> .....	<b>245</b>	<b>2 787</b>	<b>9 659</b>	<b>13</b>	<b>8</b>	<b>2</b>	<b>—</b>	<b>1</b>	<b>1</b>	<b>1</b>	<b>—</b>	<b>—</b>	<b>—</b>	
221	Utilities .....	245	2 787	9 659	13	8	2	—	1	1	1	—	—	—	
2211	Elec pwr generation, transmn & distribution ...	(C)	(D)	(D)	4	2	—	—	1	—	1	—	—	—	
22112	Electric pwr transmn, control & distribution ..	(C)	(D)	(D)	3	2	—	—	—	—	1	—	—	—	

Note: Employment-size classes are indicated as follows: A—0 to 19; B—20 to 99; C—100 to 249; E—250 to 499; F—500 to 999; G—1,000 to 2,499; H—2,500 to 4,999; I—5,000 to 9,999; J—10,000 to 24,999; K—25,000 to 49,999; L—50,000 to 99,999; M—100,000 or more.

**Table 6. Counties—Employees, Payroll, and Establishments by Industry: 1999—Con.**

[Excludes most government employees, railroad employees, and self-employed persons. Size class 1 to 4 includes establishments with payroll, but no employees, during mid-March pay period. (D) denotes figures withheld to avoid disclosing data for individual companies; the data are included in broader industry totals. Detailed industries with 100 or more employees are shown if industry was not a (D). For explanation of terms, abbreviations, and data reliability/comparability, see introductory text]

NAICS code	Industry	Number of employees for week including March 12	Payroll (\$1,000)		Total number of establishments	Number of establishments by employment-size class									
			First quarter	Annual		1 to 4	5 to 9	10 to 19	20 to 49	50 to 99	100 to 249	250 to 499	500 to 999	1,000 or more	
<b>DAVISS—Con.</b>															
<b>23</b>	<b>Construction</b>	<b>3 306</b>	<b>19 233</b>	<b>90 231</b>	<b>272</b>	<b>133</b>	<b>57</b>	<b>43</b>	<b>29</b>	<b>7</b>	<b>1</b>	<b>2</b>			
233	Building, developing & general contracting	1 062	6 165	28 364	85	46	19	10	6	3		1			
2332	Residential building construction	(E)	(D)	(D)	65	38	16	8	2	1					
23321	Single-family housing construction	383	1 842	8 337	64	37	16	8	2	1					
233210	Single-family housing construction	383	1 842	8 337	64	37	16	8	2	1					
2333	Nonresidential building construction	674	4 290	19 782	17	5	3	2	4	2		1			
23331	Mfg & industrial building construction	140	987	4 555	6	1	1	1	2	1					
233310	Mfg & industrial building construction	140	987	4 555	6	1	1	1	2	1					
23332	Commercial & institutional bldg construction	534	3 303	15 227	11	4	2	1	2	1		1			
233320	Commercial & institutional bldg construction	534	3 303	15 227	11	4	2	1	2	1		1			
234	Heavy construction	234	1 707	8 210	17	7	3	2	4	1					
2349	Other heavy construction	(C)	(D)	(D)	15	7	3	1	3	1					
23492	Pwr, communication transmsn line construction	107	851	4 111	5	1	2		1	1					
234920	Pwr, communication transmsn line construction	107	851	4 111	5	1	2		1	1					
235	Special trade contractors	2 010	11 361	53 657	170	80	35	31	19	3	1	1			
2351	Plumbing, heating & AC contractor	657	3 595	17 470	41	18	4	10	8		1				
23511	Plumbing, heating & AC contractor	657	3 595	17 470	41	18	4	10	8		1				
235110	Plumbing, heating & AC contractor	657	3 595	17 470	41	18	4	10	8		1				
2352	Painting & wall covering contractors	121	524	2 665	12	5		5	2						
23521	Painting & wall covering contractors	121	524	2 665	12	5		5	2						
235210	Painting & wall covering contractors	121	524	2 665	12	5		5	2						
2353	Electrical contractors	196	912	4 209	25	12	7	3	3						
23531	Electrical contractors	196	912	4 209	25	12	7	3	3						
235310	Electrical contractors	196	912	4 209	25	12	7	3	3						
2354	Masonry, drywall, insulation, tile contractors	216	985	5 271	19	6	7	4	1	1					
23541	Masonry & stone contractors	123	449	2 494	13	3	5	4	1						
235410	Masonry & stone contractors	123	449	2 494	13	3	5	4	1						
2355	Carpentry & floor contractors	(C)	(D)	(D)	17	8	5	1	2	1					
23551	Carpentry contractors	152	864	3 869	16	8	4	1	2	1					
235510	Carpentry contractors	152	864	3 869	16	8	4	1	2	1					
2356	Roofing, siding, & sheet metal contractors	106	558	2 825	16	11	3	1	1						
23561	Roofing, siding, & sheet metal contractors	106	558	2 825	16	11	3	1	1						
235610	Roofing, siding, & sheet metal contractors	106	558	2 825	16	11	3	1	1						
2359	Other special trade contractors	516	3 773	16 458	30	14	6	6	2	1		1			
23591	Structural steel erection contractors	333	2 938	12 656	5		1	2	1			1			
235910	Structural steel erection contractors	333	2 938	12 656	5		1	2	1			1			
23599	All other special trade contractors	102	532	2 279	12	7	3	1		1					
235990	All other special trade contractors	102	532	2 279	12	7	3	1		1					
<b>31-33</b>	<b>Manufacturing</b>	<b>8 751</b>	<b>71 203</b>	<b>296 644</b>	<b>113</b>	<b>23</b>	<b>20</b>	<b>20</b>	<b>17</b>	<b>7</b>	<b>14</b>	<b>10</b>	<b>1</b>	<b>1</b>	
311	Food mfg	1 684	12 999	51 593	11		3	1	2	1	1	2	1		
3112	Grain & oilseed milling	(C)	(D)	(D)	2				1		1				
31122	Starch & vegetable fats & oils mfg	(C)	(D)	(D)	2				1		1				
3114	Fruit & veg preserving & specialty food mfg	(E)	(D)	(D)	1							1			
31142	Fruit & veg canning, pickling & drying	(E)	(D)	(D)	1							1			
3116	Animal slaughtering & processing	(F)	(D)	(D)	1								1		
31161	Animal slaughtering & processing	(F)	(D)	(D)	1								1		
3118	Bakeries & tortilla mfg	(E)	(D)	(D)	4		2	1				1			
31181	Bread & bakery product mfg	(E)	(D)	(D)	4		2	1				1			
312	Beverage & tobacco product mfg	(F)	(D)	(D)	3		1				1	1			
3121	Beverage mfg	(C)	(D)	(D)	2						1				
31214	Distilleries	(C)	(D)	(D)	1						1				
3122	Tobacco mfg	(E)	(D)	(D)	1							1			
31222	Tobacco product mfg	(E)	(D)	(D)	1							1			
322	Paper mfg	(G)	(D)	(D)	6					2	2	2			
3221	Pulp, paper & paperboard mills	(F)	(D)	(D)	4						2	2			
32211	Pulp mills	(E)	(D)	(D)	1							1			
32212	Paper mills	(E)	(D)	(D)	2							1			
32213	Paperboard mills	(C)	(D)	(D)	1							1			
3222	Converted paper product mfg	(C)	(D)	(D)	2					2					
323	Printing & related support activities	149	756	3 453	9	1	3	2	3						
3231	Printing & related support activities	149	756	3 453	9	1	3	2	3						
32311	Printing	149	756	3 453	9	1	3	2	3						
323110	Commercial lithographic printing	107	606	2 721	6		2	2	2						
325	Chemical mfg	(C)	(D)	(D)	5	2		2		1					
326	Plastics & rubber products mfg	1 156	9 535	35 569	11	1	1	3	1		3	2			
3261	Plastics product mfg	(G)	(D)	(D)	10	1	1	2	1		3	2			
32614	Polystyrene foam product mfg	(C)	(D)	(D)	1						1				
32619	Other plastics product mfg	927	7 843	28 050	6	1	1				2	2			
327	Nonmetallic mineral product mfg	128	884	4 398	6		2	2	2						
3273	Cement & concrete product mfg	(C)	(D)	(D)	5		1	2	2						
331	Primary metal mfg	1 513	10 551	41 897	5	1			2		1			1	
3311	Iron & steel mills & ferroalloy mfg	(C)	(D)	(D)	1						1				
33111	Iron & steel mills & ferroalloy mfg	(C)	(D)	(D)	1						1				
3313	Alumina & aluminum production & processing	(G)	(D)	(D)	1									1	
33131	Alumina & aluminum production & processing	(G)	(D)	(D)	1									1	

Note: Employment-size classes are indicated as follows: A—0 to 19; B—20 to 99; C—100 to 249; E—250 to 499; F—500 to 999; G—1,000 to 2,499; H—2,500 to 4,999; I—5,000 to 9,999; J—10,000 to 24,999; K—25,000 to 49,999; L—50,000 to 99,999; M—100,000 or more.

**Table 6. Counties—Employees, Payroll, and Establishments by Industry: 1999—Con.**

[Excludes most government employees, railroad employees, and self-employed persons. Size class 1 to 4 includes establishments with payroll, but no employees, during mid-March pay period. (D) denotes figures withheld to avoid disclosing data for individual companies; the data are included in broader industry totals. Detailed industries with 100 or more employees are shown if industry was not a (D). For explanation of terms, abbreviations, and data reliability/comparability, see introductory text]

NAICS code	Industry	Number of employees for week including March 12	Payroll (\$1,000)		Total number of establishments	Number of establishments by employment-size class																					
			First quarter	Annual		1 to 4	5 to 9	10 to 19	20 to 49	50 to 99	100 to 249	250 to 499	500 to 999	1,000 or more													
<b>DAVISS—Con.</b>																											
<b>31-33 Manufacturing—Con.</b>																											
332	Fabricated metal product mfg	1 239	8 679	39 720	26	7	3	5	5	2	3	1	-	-													
3321	Forging & stamping	(F)	(D)	(D)	6	1	1	1	1	-	1	1	-	-													
33211	Forging & stamping	(F)	(D)	(D)	6	1	1	1	1	-	1	1	-	-													
3323	Architectural & structural metals mfg	118	602	2 671	5	1	2	1	-	1	-	-	-	-													
3324	Boiler, tank & shipping container mfg	361	2 901	12 872	5	-	-	-	3	-	2	-	-	-													
33241	Power boiler & heat exchanger mfg	(C)	(D)	(D)	1	-	-	-	-	-	1	-	-	-													
33242	Metal tank (heavy gauge) mfg	(C)	(D)	(D)	4	-	-	-	3	-	1	-	-	-													
334	Computer & electronic product mfg	(C)	(D)	(D)	4	1	-	-	1	1	1	-	-	-													
3344	Semiconductor & oth electronic component mfg	(C)	(D)	(D)	1	-	-	-	-	-	1	-	-	-													
33441	Semiconductor & oth electronic component mfg	(C)	(D)	(D)	1	-	-	-	-	-	1	-	-	-													
335	Electrical equip, appliance & component mfg	(E)	(D)	(D)	2	-	-	1	-	-	-	1	-	-													
3353	Electrical equipment mfg	(E)	(D)	(D)	2	-	-	1	-	-	-	1	-	-													
33531	Electrical equipment mfg	(E)	(D)	(D)	2	-	-	1	-	-	-	1	-	-													
337	Furniture & related product mfg	(F)	(D)	(D)	6	2	1	-	-	-	2	1	-	-													
3372	Office furniture (including fixtures) mfg	393	2 238	10 363	3	1	-	-	-	-	1	1	-	-													
33721	Office furniture (including fixtures) mfg	393	2 238	10 363	3	1	-	-	-	-	1	1	-	-													
337211	Wood office furniture mfg	393	2 238	10 363	3	1	-	-	-	-	1	1	-	-													
3379	Other furniture related product mfg	(C)	(D)	(D)	1	-	-	-	-	-	1	-	-	-													
33792	Blind & shade mfg	(C)	(D)	(D)	1	-	-	-	-	-	1	-	-	-													
<b>42</b>	<b>Wholesale trade</b>	<b>1 753</b>	<b>11 238</b>	<b>48 669</b>	<b>131</b>	<b>51</b>	<b>35</b>	<b>25</b>	<b>15</b>	<b>3</b>	<b>2</b>	-	-	-													
421	Wholesale trade, durable goods	801	5 363	23 555	75	32	22	13	7	-	1	-	-	-													
4218	Machinery, equipment & supplies whsle	257	2 397	10 285	25	6	13	2	4	-	-	-	-	-													
42184	Industrial supplies whsle	129	1 206	5 338	11	2	6	1	2	-	-	-	-	-													
421840	Industrial supplies whsle	129	1 206	5 338	11	2	6	1	2	-	-	-	-	-													
4219	Miscellaneous durable goods whsle	301	1 582	7 385	10	3	2	3	1	-	1	-	-	-													
42199	Other miscellaneous durable goods whsle	(C)	(D)	(D)	3	1	1	-	-	-	1	-	-	-													
422	Wholesale trade, nondurable goods	952	5 875	25 114	56	19	13	12	8	3	1	-	-	-													
4224	Grocery & related product whsle	333	2 499	10 709	6	-	1	2	1	1	1	-	-	-													
42249	Other grocery & related products whsle	297	2 232	9 540	3	-	-	-	1	1	1	-	-	-													
422490	Other grocery & related products whsle	297	2 232	9 540	3	-	-	-	1	1	1	-	-	-													
4225	Farm product raw material whsle	128	287	832	12	4	3	2	3	-	-	-	-	-													
4227	Petroleum & petroleum products whsle	118	637	2 680	9	4	1	2	2	-	-	-	-	-													
4229	Miscellaneous nondurable goods whsle	199	1 264	6 005	17	8	3	4	1	1	-	-	-	-													
42291	Farm supplies whsle	(C)	(D)	(D)	6	3	-	2	-	1	-	-	-	-													
<b>44-45</b>	<b>Retail trade</b>	<b>6 140</b>	<b>24 565</b>	<b>105 780</b>	<b>473</b>	<b>186</b>	<b>148</b>	<b>77</b>	<b>38</b>	<b>18</b>	<b>4</b>	<b>2</b>	-	-													
441	Motor vehicle & parts dealers	757	4 978	21 935	66	31	13	13	5	4	-	-	-	-													
4411	Automobile dealers	452	3 484	15 151	27	14	2	3	5	3	-	-	-	-													
44111	New car dealers	368	3 027	13 224	11	3	-	1	4	3	-	-	-	-													
441110	New car dealers	368	3 027	13 224	11	3	-	1	4	3	-	-	-	-													
4413	Automotive parts, accessories & tire stores	278	1 427	6 375	32	12	10	9	-	1	-	-	-	-													
44131	Automotive parts, accessories & tire stores	182	876	3 804	23	10	9	3	-	1	-	-	-	-													
441310	Automotive parts, accessories & tire stores	182	876	3 804	23	10	9	3	-	1	-	-	-	-													
442	Furniture & home furnishing stores	163	700	2 939	22	10	6	5	1	-	-	-	-	-													
443	Electronics & appliance stores	156	683	2 471	16	6	6	2	1	1	-	-	-	-													
4431	Electronics & appliance stores	156	683	2 471	16	6	6	2	1	1	-	-	-	-													
44311	Appliance, TV & all other electronics stores	130	529	1 811	12	5	4	1	1	1	-	-	-	-													
443111	Household appliance stores	101	389	1 336	6	3	-	1	1	1	-	-	-	-													
444	Bldg material & garden equip & supp dealers	559	2 968	12 721	47	15	18	8	5	-	1	-	-	-													
4441	Building material & supplies dealers	452	2 505	10 494	33	10	14	4	4	-	1	-	-	-													
44411	Home centers	(C)	(D)	(D)	2	1	-	-	-	-	1	-	-	-													
44419	Other building material dealers	222	1 569	6 572	23	6	11	3	3	-	-	-	-	-													
444190	Other building material dealers	222	1 569	6 572	23	6	11	3	3	-	-	-	-	-													
4442	Lawn & garden equip & supplies stores	107	463	2 227	14	5	4	4	1	-	-	-	-	-													
445	Food & beverage stores	1 073	3 050	13 616	46	20	6	3	10	6	1	-	-	-													
4451	Grocery stores	945	2 666	11 869	26	8	1	2	8	6	1	-	-	-													
44511	Grocery (except convenience) stores	937	2 644	11 749	22	4	1	2	8	6	1	-	-	-													
445110	Grocery (except convenience) stores	937	2 644	11 749	22	4	1	2	8	6	1	-	-	-													
4453	Beer, wine & liquor stores	121	363	1 657	15	7	5	1	2	-	-	-	-	-													
44531	Beer, wine & liquor stores	121	363	1 657	15	7	5	1	2	-	-	-	-	-													
445310	Beer, wine & liquor stores	121	363	1 657	15	7	5	1	2	-	-	-	-	-													
446	Health & personal care stores	302	1 428	5 914	36	10	11	14	1	-	-	-	-	-													
4461	Health & personal care stores	302	1 428	5 914	36	10	11	14	1	-	-	-	-	-													
44611	Pharmacies & drug stores	250	1 279	5 253	24	3	7	13	1	-	-	-	-	-													
446110	Pharmacies & drug stores	250	1 279	5 253	24	3	7	13	1	-	-	-	-	-													
447	Gasoline stations	521	1 558	7 069	64	16	29	17	2	-	-	-	-	-													
4471	Gasoline stations	521	1 558	7 069	64	16	29	17	2	-	-	-	-	-													
44711	Gasoline stations with convenience stores	443	1 281	5 919	53	11	26	14	2	-	-	-	-	-													
447110	Gasoline stations with convenience stores	443	1 281	5 919	53	11	26	14	2	-	-	-	-	-													
448	Clothing & clothing accessories stores	359	977	4 302	56	26	23	4	3	-	-	-	-	-													
4481	Clothing stores	206	476	2 134	26	10	12	1	3	-	-	-	-	-													
44814	Family clothing stores	111	241	1 006	6	1	2	-	3	-	-	-	-	-													
448140	Family clothing stores	111	241	1 006	6	1	2	-	3	-	-	-	-	-													

Note: Employment-size classes are indicated as follows: A—0 to 19; B—20 to 99; C—100 to 249; E—250 to 499; F—500 to 2,499; G—1,000 to 2,499; H—2,500 to 4,999; I—5,000 to 9,999; J—10,000 to 24,999; K—25,000 to 49,999; L—50,000 to 99,999; M—100,000 or more.

**Table 6. Counties—Employees, Payroll, and Establishments by Industry: 1999—Con.**

[Excludes most government employees, railroad employees, and self-employed persons. Size class 1 to 4 includes establishments with payroll, but no employees, during mid-March pay period. (D) denotes figures withheld to avoid disclosing data for individual companies; the data are included in broader industry totals. Detailed industries with 100 or more employees are shown if industry was not a (D). For explanation of terms, abbreviations, and data reliability/comparability, see introductory text]

NAICS code	Industry	Number of employees for week including March 12	Payroll (\$1,000)		Total number of establishments	Number of establishments by employment-size class									
			First quarter	Annual		1 to 4	5 to 9	10 to 19	20 to 49	50 to 99	100 to 249	250 to 499	500 to 999	1,000 or more	
<b>DAVISS—Con.</b>															
<b>44-45 Retail trade—Con.</b>															
451	Sporting goods, hobby, book & music stores . . . . .	223	553	2 315	29	15	7	3	4	—	—	—	—	—	
4511	Sporting goods, hobby, musical instrument stores . . . . .	134	330	1 401	18	10	4	2	2	—	—	—	—	—	
452	General merchandise stores . . . . .	1 307	4 710	19 054	20	1	6	2	1	7	2	1	—	—	
4521	Department stores . . . . .	640	2 069	9 072	7	—	—	—	—	5	2	—	—	—	
45211	Department stores . . . . .	640	2 069	9 072	7	—	—	—	—	5	2	—	—	—	
452110	Department stores . . . . .	640	2 069	9 072	7	—	—	—	—	5	2	—	—	—	
4529	Other general merchandise stores . . . . .	667	2 641	9 982	13	1	6	2	1	2	—	1	—	—	
45291	Warehouse clubs & superstores . . . . .	(E)	(D)	(D)	1	—	—	—	—	—	—	1	—	—	
45299	All other general merchandise stores . . . . .	(C)	(D)	(D)	12	1	6	2	1	2	—	—	—	—	
453	Miscellaneous store retailers . . . . .	383	1 506	7 349	57	29	18	5	5	—	—	—	—	—	
4531	Florists . . . . .	110	248	1 060	12	5	4	1	2	—	—	—	—	—	
45311	Florists . . . . .	110	248	1 060	12	5	4	1	2	—	—	—	—	—	
453110	Florists . . . . .	110	248	1 060	12	5	4	1	2	—	—	—	—	—	
4539	Other miscellaneous store retailers . . . . .	137	915	4 658	19	8	7	3	1	—	—	—	—	—	
454	Nonstore retailers . . . . .	337	1 454	6 095	14	7	5	1	—	—	—	1	—	—	
4542	Vending machine operators . . . . .	(E)	(D)	(D)	5	3	—	1	—	—	—	1	—	—	
45421	Vending machine operators . . . . .	(E)	(D)	(D)	5	3	—	1	—	—	—	1	—	—	
<b>48-49</b>	<b>Transportation &amp; warehousing . . . . .</b>	<b>1 052</b>	<b>11 012</b>	<b>42 817</b>	<b>59</b>	<b>28</b>	<b>11</b>	<b>6</b>	<b>11</b>	<b>2</b>	—	<b>1</b>	—	—	
484	Truck transportation . . . . .	380	2 611	11 419	31	16	4	3	6	2	—	—	—	—	
4841	General freight trucking . . . . .	299	2 108	9 129	16	7	—	2	5	2	—	—	—	—	
48412	General freight trucking, long-distance . . . . .	(E)	(D)	(D)	12	4	—	2	4	2	—	—	—	—	
486	Pipeline transportation . . . . .	(E)	(D)	(D)	3	—	—	—	2	—	—	1	—	—	
4862	Pipeline transportation of natural gas . . . . .	(E)	(D)	(D)	2	—	—	—	1	—	—	1	—	—	
48621	Pipeline transportation of natural gas . . . . .	(E)	(D)	(D)	2	—	—	—	1	—	—	1	—	—	
<b>51</b>	<b>Information . . . . .</b>	<b>822</b>	<b>5 253</b>	<b>20 161</b>	<b>30</b>	<b>14</b>	<b>3</b>	<b>2</b>	<b>7</b>	<b>1</b>	<b>3</b>	—	—	—	
511	Publishing industries . . . . .	(C)	(D)	(D)	4	2	—	1	—	—	1	—	—	—	
5111	Newspaper, periodical, book, database publishers . . . . .	(C)	(D)	(D)	3	2	—	—	—	—	1	—	—	—	
51111	Newspaper publishers . . . . .	(C)	(D)	(D)	2	1	—	—	—	—	1	—	—	—	
513	Broadcasting & telecommunications . . . . .	483	3 073	12 481	18	7	2	1	6	1	1	—	—	—	
5131	Radio & television broadcasting . . . . .	(C)	(D)	(D)	4	—	—	—	4	—	—	—	—	—	
51311	Radio broadcasting . . . . .	(C)	(D)	(D)	4	—	—	—	4	—	—	—	—	—	
5133	Telecommunications . . . . .	(E)	(D)	(D)	13	7	2	1	2	—	1	—	—	—	
51331	Wired telecommunications carriers . . . . .	(E)	(D)	(D)	8	5	—	—	2	—	1	—	—	—	
514	Information & data processing services . . . . .	(C)	(D)	(D)	3	2	—	—	—	—	1	—	—	—	
5142	Data processing services . . . . .	(C)	(D)	(D)	2	1	—	—	—	—	1	—	—	—	
51421	Data processing services . . . . .	(C)	(D)	(D)	2	1	—	—	—	—	1	—	—	—	
<b>52</b>	<b>Finance &amp; insurance . . . . .</b>	<b>1 290</b>	<b>9 575</b>	<b>38 136</b>	<b>153</b>	<b>86</b>	<b>38</b>	<b>20</b>	<b>7</b>	—	<b>1</b>	<b>1</b>	—	—	
522	Credit intermediation & related activities . . . . .	1 012	6 446	26 342	80	30	27	16	5	—	1	1	—	—	
5221	Depository credit intermediation . . . . .	627	3 744	14 917	53	12	21	15	4	—	1	—	—	—	
52211	Commercial banking . . . . .	543	3 336	13 206	40	5	19	11	4	—	1	—	—	—	
522110	Commercial banking . . . . .	543	3 336	13 206	40	5	19	11	4	—	1	—	—	—	
5222	Nondepository credit intermediation . . . . .	378	2 669	11 277	23	14	6	1	1	—	—	1	—	—	
52229	Other nondepository credit intermediation . . . . .	(E)	(D)	(D)	22	13	6	1	1	—	—	1	—	—	
522292	Real estate credit . . . . .	322	2 230	9 441	9	4	2	1	1	—	—	1	—	—	
524	Insurance carriers & related activities . . . . .	230	2 207	7 688	57	42	10	3	2	—	—	—	—	—	
5242	Agencies & other insurance related activities . . . . .	178	1 404	5 103	42	31	8	1	2	—	—	—	—	—	
52421	Insurance agencies & brokerages . . . . .	157	1 258	4 486	38	29	7	—	2	—	—	—	—	—	
524210	Insurance agencies & brokerages . . . . .	157	1 258	4 486	38	29	7	—	2	—	—	—	—	—	
<b>53</b>	<b>Real estate &amp; rental &amp; leasing . . . . .</b>	<b>471</b>	<b>1 810</b>	<b>8 326</b>	<b>74</b>	<b>45</b>	<b>18</b>	<b>8</b>	<b>2</b>	<b>1</b>	—	—	—	—	
531	Real estate . . . . .	284	1 221	5 692	48	35	7	4	1	1	—	—	—	—	
5311	Lessors of real estate . . . . .	118	435	1 928	28	21	5	1	1	—	—	—	—	—	
5313	Activities related to real estate . . . . .	135	660	3 233	14	10	2	1	—	1	—	—	—	—	
53131	Real estate property managers . . . . .	111	510	2 643	6	4	—	1	—	1	—	—	—	—	
532	Rental & leasing services . . . . .	187	589	2 634	26	10	11	4	1	—	—	—	—	—	
5322	Consumer goods rental . . . . .	169	483	2 197	21	7	9	4	1	—	—	—	—	—	
<b>54</b>	<b>Professional, scientific &amp; technical services . . . . .</b>	<b>1 136</b>	<b>7 088</b>	<b>29 711</b>	<b>164</b>	<b>110</b>	<b>25</b>	<b>14</b>	<b>12</b>	<b>2</b>	<b>1</b>	—	—	—	
541	Professional, scientific & technical services . . . . .	1 136	7 088	29 711	164	110	25	14	12	2	1	—	—	—	
5411	Legal services . . . . .	242	1 612	7 556	59	44	8	5	2	—	—	—	—	—	
54111	Offices of lawyers . . . . .	209	1 482	6 885	56	43	8	4	1	—	—	—	—	—	
541110	Offices of lawyers . . . . .	209	1 482	6 885	56	43	8	4	1	—	—	—	—	—	
5412	Accounting, tax prep, bookkeep, payroll services . . . . .	301	1 371	5 439	30	17	7	1	3	2	—	—	—	—	
54121	Accounting, tax prep, bookkeep, payroll services . . . . .	301	1 371	5 439	30	17	7	1	3	2	—	—	—	—	
541211	Offices of certified public accountants . . . . .	102	750	3 263	11	5	3	—	3	—	—	—	—	—	
541213	Tax preparation services . . . . .	101	244	511	5	3	1	—	—	1	—	—	—	—	
5413	Architectural, engineering & related services . . . . .	185	2 076	6 850	19	10	2	4	3	—	—	—	—	—	
54133	Engineering services . . . . .	133	1 745	5 264	11	5	1	2	3	—	—	—	—	—	
541330	Engineering services . . . . .	133	1 745	5 264	11	5	1	2	3	—	—	—	—	—	

Note: Employment-size classes are indicated as follows: A—0 to 19; B—20 to 99; C—100 to 249; E—250 to 499; F—500 to 999; G—1,000 to 2,499; H—2,500 to 4,999; I—5,000 to 9,999; J—10,000 to 24,999; K—25,000 to 49,999; L—50,000 to 99,999; M—100,000 or more.

**Table 6. Counties—Employees, Payroll, and Establishments by Industry: 1999—Con.**

[Excludes most government employees, railroad employees, and self-employed persons. Size class 1 to 4 includes establishments with payroll, but no employees, during mid-March pay period. (D) denotes figures withheld to avoid disclosing data for individual companies; the data are included in broader industry totals. Detailed industries with 100 or more employees are shown if industry was not a (D). For explanation of terms, abbreviations, and data reliability/comparability, see introductory text]

NAICS code	Industry	Number of employees for week including March 12	Payroll (\$1,000)		Total number of establishments	Number of establishments by employment-size class								
			First quarter	Annual		1 to 4	5 to 9	10 to 19	20 to 49	50 to 99	100 to 249	250 to 499	500 to 999	1,000 or more
<b>DAVIESS—Con.</b>														
<b>54</b>	<b>Professional, scientific &amp; technical services—Con.</b>													
541	Professional, scientific & technical services—Con.				17	11	4	—	1	—	1	—	—	—
5416	Management, sci & tech consulting services	172	910	4 451	17	11	4	—	1	—	1	—	—	
54161	Management consulting services	159	842	4 135	12	7	3	—	1	—	1	—	—	
541611	Admin & gen management consulting services	151	780	3 844	7	2	3	—	1	—	1	—	—	
<b>55</b>	<b>Management of companies &amp; enterprises</b>	<b>192</b>	<b>2 183</b>	<b>9 933</b>	<b>15</b>	<b>5</b>	<b>4</b>	<b>3</b>	<b>2</b>	<b>1</b>	—	—	—	
551	Management of companies & enterprises	192	2 183	9 933	15	5	4	3	2	1	—	—	—	
5511	Management of companies & enterprises	192	2 183	9 933	15	5	4	3	2	1	—	—	—	
55111	Management of companies & enterprises	192	2 183	9 933	15	5	4	3	2	1	—	—	—	
<b>56</b>	<b>Admin, support, waste mgt, remediation services</b>	<b>1 473</b>	<b>4 731</b>	<b>21 233</b>	<b>86</b>	<b>48</b>	<b>16</b>	<b>8</b>	<b>7</b>	<b>3</b>	<b>4</b>	—	—	
561	Administrative & support services	(G)	(D)	(D)	78	43	15	7	6	3	4	—	—	
5613	Employment services	610	1 851	8 271	6	2	—	—	—	1	3	—	—	
56132	Temporary help services	(F)	(D)	(D)	4	—	—	—	—	1	3	—	—	
5616	Investigation & security services	217	825	3 307	5	1	2	1	—	—	1	—	—	
56161	Investigation, guard & armored car services	(C)	(D)	(D)	4	1	1	1	—	—	1	—	—	
5617	Services to buildings & dwellings	461	1 174	5 706	47	28	8	5	4	2	—	—	—	
56172	Janitorial services	269	607	2 619	13	5	3	2	1	2	—	—	—	
561720	Janitorial services	269	607	2 619	13	5	3	2	1	2	—	—	—	
56173	Landscaping services	104	190	1 367	24	18	3	1	2	—	—	—	—	
561730	Landscaping services	104	190	1 367	24	18	3	1	2	—	—	—	—	
<b>61</b>	<b>Educational services</b>	<b>1 307</b>	<b>4 173</b>	<b>16 936</b>	<b>36</b>	<b>17</b>	<b>4</b>	<b>4</b>	<b>5</b>	<b>2</b>	<b>2</b>	<b>2</b>	—	
611	Educational services	1 307	4 173	16 936	36	17	4	4	5	2	2	2	—	
6111	Elementary & secondary schools	654	2 233	9 121	22	8	2	4	5	1	2	—	—	
61111	Elementary & secondary schools	654	2 233	9 121	22	8	2	4	5	1	2	—	—	
611110	Elementary & secondary schools	654	2 233	9 121	22	8	2	4	5	1	2	—	—	
6113	Colleges, universities & professional schools	(F)	(D)	(D)	2	—	—	—	—	—	—	2	—	
61131	Colleges, universities & professional schools	(F)	(D)	(D)	2	—	—	—	—	—	—	2	—	
<b>62</b>	<b>Health care and social assistance</b>	<b>5 668</b>	<b>35 847</b>	<b>165 066</b>	<b>244</b>	<b>97</b>	<b>74</b>	<b>35</b>	<b>22</b>	<b>7</b>	<b>8</b>	—	<b>1</b>	
621	Ambulatory health care services	1 316	13 349	65 617	169	74	59	24	9	3	—	—	—	
6211	Offices of physicians	674	9 667	48 205	79	36	22	14	5	2	—	—	—	
62111	Offices of physicians	674	9 667	48 205	79	36	22	14	5	2	—	—	—	
6212	Offices of dentists	257	1 302	6 466	50	20	28	2	—	—	—	—	—	
62121	Offices of dentists	257	1 302	6 466	50	20	28	2	—	—	—	—	—	
621210	Offices of dentists	257	1 302	6 466	50	20	28	2	—	—	—	—	—	
6213	Offices of other health practitioners	165	967	4 931	26	15	6	4	1	—	—	—	—	
622	Hospitals	(G)	(D)	(D)	2	—	—	—	—	—	1	—	—	
6221	General medical & surgical hospitals	(G)	(D)	(D)	2	—	—	—	—	—	1	—	—	
62211	General medical & surgical hospitals	(G)	(D)	(D)	2	—	—	—	—	—	1	—	—	
623	Nursing & residential care facilities	1 146	4 626	20 138	17	—	1	2	6	2	6	—	—	
6231	Nursing care facilities	659	2 864	12 517	6	—	—	—	—	1	5	—	—	
62311	Nursing care facilities	659	2 864	12 517	6	—	—	—	—	1	5	—	—	
623110	Nursing care facilities	659	2 864	12 517	6	—	—	—	—	1	5	—	—	
6232	Residential mental retardation, health facil	324	1 291	5 468	5	—	—	2	—	—	1	—	—	
62321	Residential mental retardation facilities	(C)	(D)	(D)	2	—	—	—	—	1	—	—	—	
6233	Community care facilities for the elderly	(C)	(D)	(D)	5	—	1	—	3	1	—	—	—	
62331	Community care facilities for the elderly	(C)	(D)	(D)	5	—	1	—	3	1	—	—	—	
624	Social assistance	(F)	(D)	(D)	56	23	14	9	7	2	1	—	—	
6241	Individual & family services	207	1 942	7 664	18	9	4	2	2	1	—	—	—	
62412	Services for elderly & disabled persons	(C)	(D)	(D)	6	2	—	1	2	1	—	—	—	
6243	Vocational rehabilitation services	(C)	(D)	(D)	5	2	1	—	—	1	1	—	—	
62431	Vocational rehabilitation services	(C)	(D)	(D)	5	2	1	—	—	1	1	—	—	
6244	Child day care services	(E)	(D)	(D)	26	10	5	7	4	—	—	—	—	
62441	Child day care services	(E)	(D)	(D)	26	10	5	7	4	—	—	—	—	
<b>71</b>	<b>Arts, entertainment &amp; recreation</b>	<b>341</b>	<b>884</b>	<b>4 530</b>	<b>29</b>	<b>13</b>	<b>6</b>	<b>7</b>	<b>1</b>	<b>2</b>	—	—	—	
713	Amusement, gambling & recreation industries	256	601	3 072	20	7	5	6	1	1	—	—	—	
7139	Other amusement & recreation industries	(E)	(D)	(D)	19	6	5	6	1	1	—	—	—	
71391	Golf courses & country clubs	134	323	1 874	5	2	—	1	1	1	—	—	—	
713910	Golf courses & country clubs	134	323	1 874	5	2	—	1	1	1	—	—	—	
<b>72</b>	<b>Accommodation &amp; food services</b>	<b>3 295</b>	<b>7 274</b>	<b>32 848</b>	<b>153</b>	<b>34</b>	<b>26</b>	<b>25</b>	<b>54</b>	<b>10</b>	<b>4</b>	—	—	
721	Accommodation	423	980	4 058	15	3	1	3	7	—	1	—	—	
7211	Traveler accommodation	423	980	4 058	15	3	1	3	7	—	1	—	—	
72111	Hotels (exc casino hotels) & motels	423	980	4 058	15	3	1	3	7	—	1	—	—	
721110	Hotels (exc casino hotels) & motels	423	980	4 058	15	3	1	3	7	—	1	—	—	
722	Food services & drinking places	2 872	6 294	28 790	138	31	25	22	47	10	3	—	—	
7221	Full-service restaurants	1 223	2 976	14 018	55	15	13	9	9	6	3	—	—	
72211	Full-service restaurants	1 223	2 976	14 018	55	15	13	9	9	6	3	—	—	
722110	Full-service restaurants	1 223	2 976	14 018	55	15	13	9	9	6	3	—	—	
7222	Limited-service eating places	1 493	3 031	13 521	70	11	10	10	35	4	—	—	—	
72221	Limited-service eating places	1 493	3 031	13 521	70	11	10	10	35	4	—	—	—	
722211	Limited-service restaurants	1 465	2 978	13 284	64	9	6	10	35	4	—	—	—	
7224	Drinking places (alcoholic beverages)	(C)	(D)	(D)	10	4	2	2	2	—	—	—	—	
72241	Drinking places (alcoholic beverages)	(C)	(D)	(D)	10	4	2	2	2	—	—	—	—	

Note: Employment-size classes are indicated as follows: A—0 to 19; B—20 to 99; C—100 to 249; E—250 to 499; F—500 to 999; G—1,000 to 2,499; H—2,500 to 4,999; I—5,000 to 9,999; J—10,000 to 24,999; K—25,000 to 49,999; L—50,000 to 99,999; M—100,000 or more.



**Table 6. Counties—Employees, Payroll, and Establishments by Industry: 1999—Con.**

[Excludes most government employees, railroad employees, and self-employed persons. Size class 1 to 4 includes establishments with payroll, but no employees, during mid-March pay period. (D) denotes figures withheld to avoid disclosing data for individual companies; the data are included in broader industry totals. Detailed industries with 100 or more employees are shown if industry was not a (D). For explanation of terms, abbreviations, and data reliability/comparability, see introductory text]

NAICS code	Industry	Number of employees for week including March 12	Payroll (\$1,000)		Total number of establishments	Number of establishments by employment-size class								
			First quarter	Annual		1 to 4	5 to 9	10 to 19	20 to 49	50 to 99	100 to 249	250 to 499	500 to 999	1,000 or more
<b>DAVISS—Con.</b>														
<b>81</b>	<b>Other services (except public administration)</b>	<b>2 098</b>	<b>7 271</b>	<b>31 333</b>	<b>286</b>	<b>168</b>	<b>65</b>	<b>32</b>	<b>18</b>	<b>1</b>	<b>2</b>	—	—	—
811	Repair & maintenance	455	2 276	10 128	80	52	18	6	4	—	—	—	—	—
8111	Automotive repair & maintenance	330	1 506	6 771	58	37	13	5	3	—	—	—	—	—
81111	Automotive mechanical & electrical R&M	174	772	3 581	38	26	9	2	1	—	—	—	—	—
811111	General automotive repair	119	529	2 356	23	13	8	1	1	—	—	—	—	—
81112	Automotive body, paint, interior & glass repair	105	568	2 485	12	6	3	1	2	—	—	—	—	—
812	Personal & laundry services	590	2 431	10 426	64	38	12	10	2	1	1	—	—	—
8121	Personal care services	140	458	1 948	32	21	5	6	—	—	—	—	—	—
81211	Hair, nail & skin care services	107	377	1 618	24	16	3	5	—	—	—	—	—	—
812112	Beauty salons	107	377	1 618	24	16	3	5	—	—	—	—	—	—
8123	Drycleaning & laundry services	372	1 535	6 535	19	9	5	2	1	1	1	—	—	—
81232	Drycleaning & laundry services (exc coin-op)	(C)	(D)	(D)	12	5	4	2	1	—	—	—	—	—
81233	Linen & uniform supply	(E)	(D)	(D)	3	—	1	—	—	1	1	—	—	—
813	Religious, grantmaking, civic, prof & like organizations	1 053	2 564	10 779	142	78	35	16	12	—	1	—	—	—
8131	Religious organizations	672	1 593	6 681	92	47	25	10	10	—	—	—	—	—
81311	Religious organizations	672	1 593	6 681	92	47	25	10	10	—	—	—	—	—
813110	Religious organizations	672	1 593	6 681	92	47	25	10	10	—	—	—	—	—
8134	Civic & social organizations	233	522	2 353	19	10	4	3	1	—	1	—	—	—
81341	Civic & social organizations	233	522	2 353	19	10	4	3	1	—	1	—	—	—
813410	Civic & social organizations	233	522	2 353	19	10	4	3	1	—	1	—	—	—
8139	Business, labor, political, like organizations	132	329	1 316	24	15	5	3	1	—	—	—	—	—
81393	Labor unions & similar labor organizations	100	136	531	15	8	3	3	1	—	—	—	—	—
813930	Labor unions & similar labor organizations	100	136	531	15	8	3	3	1	—	—	—	—	—
<b>95</b>	<b>Auxiliaries (exc corporate, subsidiary &amp; regional mgt)</b>	<b>393</b>	<b>1 345</b>	<b>5 479</b>	<b>9</b>	<b>4</b>	<b>2</b>	<b>1</b>	<b>1</b>	—	—	<b>1</b>	—	—
<b>99</b>	<b>Unclassified establishments</b>	<b>42</b>	<b>83</b>	<b>475</b>	<b>22</b>	<b>19</b>	<b>2</b>	<b>1</b>	—	—	—	—	—	—
<b>EDMONSON</b>														
	<b>Total</b>	<b>737</b>	<b>2 635</b>	<b>12 120</b>	<b>104</b>	<b>62</b>	<b>22</b>	<b>12</b>	<b>7</b>	—	<b>1</b>	—	—	—
23	Construction	87	414	1 872	20	13	3	4	—	—	—	—	—	—
31-33	Manufacturing	(A)	(D)	(D)	2	1	1	—	—	—	—	—	—	—
42	Wholesale trade	(A)	(D)	(D)	1	—	1	—	—	—	—	—	—	—
44-45	Retail trade	126	344	1 630	22	13	6	2	1	—	—	—	—	—
48-49	Transportation & warehousing	(B)	(D)	(D)	4	3	—	—	1	—	—	—	—	—
51	Information	(A)	(D)	(D)	1	1	—	—	—	—	—	—	—	—
52	Finance & insurance	69	347	1 497	8	6	—	—	2	—	—	—	—	—
54	Professional, scientific & technical services	14	54	238	4	3	—	1	—	—	—	—	—	—
55	Management of companies & enterprises	(A)	(D)	(D)	2	1	1	—	—	—	—	—	—	—
56	Admin, support, waste mgt, remediation services	13	33	149	3	2	1	—	—	—	—	—	—	—
61	Educational services	5	23	92	3	3	—	—	—	—	—	—	—	—
62	Health care and social assistance	201	746	3 263	12	4	4	2	1	—	1	—	—	—
623	Nursing & residential care facilities	(C)	(D)	(D)	1	—	—	—	—	—	1	—	—	—
6231	Nursing care facilities	(C)	(D)	(D)	1	—	—	—	—	—	1	—	—	—
62311	Nursing care facilities	(C)	(D)	(D)	1	—	—	—	—	—	1	—	—	—
71	Arts, entertainment & recreation	(A)	(D)	(D)	1	1	—	—	—	—	—	—	—	—
72	Accommodation & food services	117	327	1 849	12	4	4	2	2	—	—	—	—	—
81	Other services (except public administration)	29	150	655	7	5	1	1	—	—	—	—	—	—
95	Auxiliaries (exc corporate, subsidiary & regional mgt)	(A)	(D)	(D)	1	1	—	—	—	—	—	—	—	—
99	Unclassified establishments	(A)	(D)	(D)	1	1	—	—	—	—	—	—	—	—
<b>ELLIOTT</b>														
	<b>Total</b>	<b>401</b>	<b>1 435</b>	<b>6 320</b>	<b>57</b>	<b>35</b>	<b>14</b>	<b>3</b>	<b>4</b>	<b>1</b>	—	—	—	—
11	Forestry, fishing, hunting, and agriculture support	(A)	(D)	(D)	1	1	—	—	—	—	—	—	—	—
23	Construction	12	27	234	6	5	1	—	—	—	—	—	—	—
31-33	Manufacturing	(B)	(D)	(D)	2	—	1	—	1	—	—	—	—	—
44-45	Retail trade	62	167	729	17	12	4	1	—	—	—	—	—	—
48-49	Transportation & warehousing	59	220	919	8	4	3	—	1	—	—	—	—	—
52	Finance & insurance	(B)	(D)	(D)	2	1	—	—	1	—	—	—	—	—
53	Real estate & rental & leasing	(A)	(D)	(D)	1	1	—	—	—	—	—	—	—	—
54	Professional, scientific & technical services	(A)	(D)	(D)	2	2	—	—	—	—	—	—	—	—
55	Management of companies & enterprises	(A)	(D)	(D)	1	1	—	—	—	—	—	—	—	—
62	Health care and social assistance	100	449	1 824	6	2	1	2	—	1	—	—	—	—

Note: Employment-size classes are indicated as follows: A—0 to 19; B—20 to 99; C—100 to 249; E—250 to 499; F—500 to 999; G—1,000 to 2,499; H—2,500 to 4,999; I—5,000 to 9,999; J—10,000 to 24,999; K—25,000 to 49,999; L—50,000 to 99,999; M—100,000 or more.

**Table 6. Counties—Employees, Payroll, and Establishments by Industry: 1999—Con.**

[Excludes most government employees, railroad employees, and self-employed persons. Size class 1 to 4 includes establishments with payroll, but no employees, during mid-March pay period. (D) denotes figures withheld to avoid disclosing data for individual companies; the data are included in broader industry totals. Detailed industries with 100 or more employees are shown if industry was not a (D). For explanation of terms, abbreviations, and data reliability/comparability, see introductory text]

NAICS code	Industry	Number of employees for week including March 12	Payroll (\$1,000)		Total number of establishments	Number of establishments by employment-size class								
			First quarter	Annual		1 to 4	5 to 9	10 to 19	20 to 49	50 to 99	100 to 249	250 to 499	500 to 999	1,000 or more
<b>ELLIOTT—Con.</b>														
72	Accommodation & food services .....	(B)	(D)	(D)	3	1	1	—	1	—	—	—	—	—
81	Other services (except public administration) .....	26	73	319	6	3	3	—	—	—	—	—	—	—
99	Unclassified establishments .....	(A)	(D)	(D)	2	2	—	—	—	—	—	—	—	—
<b>ESTILL</b>														
	<b>Total .....</b>	<b>2 022</b>	<b>7 176</b>	<b>30 833</b>	<b>229</b>	<b>139</b>	<b>53</b>	<b>19</b>	<b>11</b>	<b>5</b>	<b>2</b>	—	—	—
11	Forestry, fishing, hunting, and agriculture support .....	(A)	(D)	(D)	3	3	—	—	—	—	—	—	—	—
22	Utilities .....	(A)	(D)	(D)	2	1	1	—	—	—	—	—	—	—
23	Construction .....	113	304	968	25	20	3	1	—	1	—	—	—	—
235	Special trade contractors .....	101	258	731	18	14	2	1	—	1	—	—	—	—
31-33	Manufacturing .....	371	1 420	5 776	9	5	1	—	—	2	1	—	—	—
315	Apparel manufacturing .....	(C)	(D)	(D)	1	—	—	—	—	—	1	—	—	—
3152	Cut & sew apparel mfg .....	(C)	(D)	(D)	1	—	—	—	—	—	1	—	—	—
31522	Men's, boys' cut & sew apparel mfg .....	(C)	(D)	(D)	1	—	—	—	—	—	1	—	—	—
42	Wholesale trade .....	268	796	3 865	12	9	2	—	—	—	1	—	—	—
422	Wholesale trade, nondurable goods .....	(E)	(D)	(D)	6	4	1	—	—	—	1	—	—	—
4227	Petroleum & petroleum products whse .....	(C)	(D)	(D)	2	—	1	—	—	—	1	—	—	—
42271	Petroleum bulk stations & terminals .....	(C)	(D)	(D)	2	—	1	—	—	—	1	—	—	—
44-45	Retail trade .....	418	1 318	5 691	57	26	17	10	4	—	—	—	—	—
445	Food & beverage stores .....	146	392	1 698	10	3	2	1	4	—	—	—	—	—
4451	Grocery stores .....	(C)	(D)	(D)	9	2	2	1	4	—	—	—	—	—
44511	Grocery (except convenience) stores .....	(C)	(D)	(D)	7	2	1	1	3	—	—	—	—	—
48-49	Transportation & warehousing .....	24	82	352	6	4	2	—	—	—	—	—	—	—
51	Information .....	41	224	1 050	9	4	5	—	—	—	—	—	—	—
52	Finance & insurance .....	94	474	2 155	13	7	4	1	1	—	—	—	—	—
53	Real estate & rental & leasing .....	25	65	279	5	3	1	1	—	—	—	—	—	—
54	Professional, scientific & technical services .....	17	38	173	10	10	—	—	—	—	—	—	—	—
55	Management of companies & enterprises .....	(B)	(D)	(D)	1	—	—	—	1	—	—	—	—	—
56	Admin, support, waste mgt, remediation services .....	42	286	1 211	5	2	1	1	1	—	—	—	—	—
61	Educational services .....	(A)	(D)	(D)	1	1	—	—	—	—	—	—	—	—
62	Health care and social assistance .....	260	1 293	5 462	17	7	7	1	—	2	—	—	—	—
71	Arts, entertainment & recreation .....	7	15	71	3	2	1	—	—	—	—	—	—	—
72	Accommodation & food services .....	235	392	1 607	17	3	6	4	4	—	—	—	—	—
722	Food services & drinking places .....	(C)	(D)	(D)	16	3	5	4	4	—	—	—	—	—
7222	Limited-service eating places .....	192	329	1 188	11	2	2	3	4	—	—	—	—	—
72221	Limited-service eating places .....	192	329	1 188	11	2	2	3	4	—	—	—	—	—
81	Other services (except public administration) .....	63	246	989	30	28	2	—	—	—	—	—	—	—
99	Unclassified establishments .....	(A)	(D)	(D)	4	4	—	—	—	—	—	—	—	—
<b>FAYETTE</b>														
	<b>Total .....</b>	<b>144 176</b>	<b>953 452</b>	<b>4 077 747</b>	<b>7 776</b>	<b>3 664</b>	<b>1 620</b>	<b>1 111</b>	<b>837</b>	<b>321</b>	<b>158</b>	<b>41</b>	<b>18</b>	<b>6</b>
11	Forestry, fishing, hunting, and agriculture support .....	(E)	(D)	(D)	32	17	6	4	2	3	—	—	—	—
115	Agriculture & forestry support activities .....	(E)	(D)	(D)	31	16	6	4	2	3	—	—	—	—
1152	Animal production support activities .....	382	1 931	8 692	28	15	6	2	2	3	—	—	—	—
11521	Animal production support activities .....	382	1 931	8 692	28	15	6	2	2	3	—	—	—	—
115210	Animal production support activities .....	382	1 931	8 692	28	15	6	2	2	3	—	—	—	—
21	Mining .....	156	1 529	6 351	18	7	5	5	1	—	—	—	—	—
22	Utilities .....	775	9 577	39 814	7	3	—	—	—	—	4	—	—	—
221	Utilities .....	775	9 577	39 814	7	3	—	—	—	—	4	—	—	—
2211	Elec pwr generation, transmsn & distribution ...	(E)	(D)	(D)	2	—	—	—	—	—	2	—	—	—
22112	Electric pwr transmsn, control & distribution ..	(E)	(D)	(D)	2	—	—	—	—	—	2	—	—	—
2212	Natural gas distribution .....	(C)	(D)	(D)	2	1	—	—	—	—	1	—	—	—
22121	Natural gas distribution .....	(C)	(D)	(D)	2	1	—	—	—	—	1	—	—	—
2213	Water, sewage & other systems .....	(C)	(D)	(D)	3	2	—	—	—	—	1	—	—	—
22131	Water supply & irrigation systems .....	(C)	(D)	(D)	1	—	—	—	—	—	1	—	—	—

Note: Employment-size classes are indicated as follows: A—0 to 19; B—20 to 99; C—100 to 249; E—250 to 499; F—500 to 999; G—1,000 to 2,499; H—2,500 to 4,999; I—5,000 to 9,999; J—10,000 to 24,999; K—25,000 to 49,999; L—50,000 to 99,999; M—100,000 or more.

**Table 6. Counties—Employees, Payroll, and Establishments by Industry: 1999—Con.**

[Excludes most government employees, railroad employees, and self-employed persons. Size class 1 to 4 includes establishments with payroll, but no employees, during mid-March pay period. (D) denotes figures withheld to avoid disclosing data for individual companies; the data are included in broader industry totals. Detailed industries with 100 or more employees are shown if industry was not a (D). For explanation of terms, abbreviations, and data reliability/comparability, see introductory text]

NAICS code	Industry	Number of employees for week including March 12	Payroll (\$1,000)		Total number of establishments	Number of establishments by employment-size class									
			First quarter	Annual		1 to 4	5 to 9	10 to 19	20 to 49	50 to 99	100 to 249	250 to 499	500 to 999	1,000 or more	
<b>FAYETTE—Con.</b>															
<b>23</b>	<b>Construction</b>	<b>9 618</b>	<b>65 735</b>	<b>315 372</b>	<b>680</b>	<b>333</b>	<b>144</b>	<b>88</b>	<b>68</b>	<b>34</b>	<b>11</b>	<b>1</b>	<b>1</b>	<b>-</b>	
233	Building, developing & general contracting	2 403	16 121	79 089	202	110	43	20	19	6	3	1	-	-	
2332	Residential building construction	735	4 092	20 540	123	86	21	9	5	1	1	-	-	-	
23321	Single-family housing construction	708	3 932	19 749	116	82	19	8	5	1	1	-	-	-	
233210	Single-family housing construction	708	3 932	19 749	116	82	19	8	5	1	1	-	-	-	
2333	Nonresidential building construction	1 632	11 868	57 820	68	17	18	11	14	5	2	1	-	-	
23331	Mfg & industrial building construction	643	5 627	28 603	7	1	1	-	1	2	1	1	-	-	
233310	Mfg & industrial building construction	643	5 627	28 603	7	1	1	-	1	2	1	1	-	-	
23332	Commercial & institutional bldg construction	989	6 241	29 217	61	16	17	11	13	3	1	-	-	-	
233320	Commercial & institutional bldg construction	989	6 241	29 217	61	16	17	11	13	3	1	-	-	-	
234	Heavy construction	1 212	9 594	52 387	36	11	7	4	4	7	3	-	-	-	
2341	Highway, street, bridge & tunnel construction	744	6 266	37 046	17	3	2	3	3	5	1	-	-	-	
23411	Highway & street construction	550	5 079	30 745	13	3	1	3	2	3	1	-	-	-	
234110	Highway & street construction	550	5 079	30 745	13	3	1	3	2	3	1	-	-	-	
23412	Bridge & tunnel construction	194	1 187	6 301	4	-	1	-	1	2	-	-	-	-	
234120	Bridge & tunnel construction	194	1 187	6 301	4	-	1	-	1	2	-	-	-	-	
2349	Other heavy construction	468	3 328	15 341	19	8	5	1	1	2	2	-	-	-	
23499	All other heavy construction	396	2 896	12 763	12	3	4	1	1	1	2	-	-	-	
234990	All other heavy construction	396	2 896	12 763	12	3	4	1	1	1	2	-	-	-	
235	Special trade contractors	6 003	40 020	183 896	442	212	94	64	45	21	5	-	1	-	
2351	Plumbing, heating & AC contractor	1 336	10 254	42 973	111	50	19	21	13	8	-	-	-	-	
23511	Plumbing, heating & AC contractor	1 336	10 254	42 973	111	50	19	21	13	8	-	-	-	-	
235110	Plumbing, heating & AC contractor	1 336	10 254	42 973	111	50	19	21	13	8	-	-	-	-	
2352	Painting & wall covering contractors	230	973	4 887	41	27	7	4	3	-	-	-	-	-	
23521	Painting & wall covering contractors	230	973	4 887	41	27	7	4	3	-	-	-	-	-	
235210	Painting & wall covering contractors	230	973	4 887	41	27	7	4	3	-	-	-	-	-	
2353	Electrical contractors	1 989	14 149	65 882	72	31	12	16	4	5	3	-	1	-	
23531	Electrical contractors	1 989	14 149	65 882	72	31	12	16	4	5	3	-	1	-	
235310	Electrical contractors	1 989	14 149	65 882	72	31	12	16	4	5	3	-	1	-	
2354	Masonry, drywall, insulation, tile contractors	849	4 818	22 519	53	23	11	8	6	4	1	-	-	-	
23541	Masonry & stone contractors	166	662	3 671	21	14	4	1	1	1	-	-	-	-	
235410	Masonry & stone contractors	166	662	3 671	21	14	4	1	1	1	-	-	-	-	
23542	Drywall, acoustical & insulation contractors	627	3 806	17 317	26	6	6	6	4	3	1	-	-	-	
235420	Drywall, acoustical & insulation contractors	627	3 806	17 317	26	6	6	6	4	3	1	-	-	-	
2355	Carpentry & floor contractors	212	1 204	5 477	41	24	13	1	3	-	-	-	-	-	
23551	Carpentry contractors	188	1 049	4 795	35	21	10	1	3	-	-	-	-	-	
235510	Carpentry contractors	188	1 049	4 795	35	21	10	1	3	-	-	-	-	-	
2356	Roofing, siding, & sheet metal contractors	442	2 695	12 876	32	14	7	4	4	3	-	-	-	-	
23561	Roofing, siding, & sheet metal contractors	442	2 695	12 876	32	14	7	4	4	3	-	-	-	-	
235610	Roofing, siding, & sheet metal contractors	442	2 695	12 876	32	14	7	4	4	3	-	-	-	-	
2357	Concrete contractors	113	421	2 204	18	8	7	2	1	-	-	-	-	-	
23571	Concrete contractors	113	421	2 204	18	8	7	2	1	-	-	-	-	-	
235710	Concrete contractors	113	421	2 204	18	8	7	2	1	-	-	-	-	-	
2359	Other special trade contractors	832	5 506	27 078	74	35	18	8	11	1	1	-	-	-	
23595	Bldg equip & oth mach installation contractor	320	2 603	11 826	7	1	-	1	4	-	1	-	-	-	
235950	Bldg equip & oth mach installation contractor	320	2 603	11 826	7	1	-	1	4	-	1	-	-	-	
23599	All other special trade contractors	246	1 223	6 168	37	17	13	4	3	-	-	-	-	-	
235990	All other special trade contractors	246	1 223	6 168	37	17	13	4	3	-	-	-	-	-	
<b>31-33</b>	<b>Manufacturing</b>	<b>17 612</b>	<b>203 687</b>	<b>786 492</b>	<b>270</b>	<b>93</b>	<b>49</b>	<b>27</b>	<b>49</b>	<b>23</b>	<b>18</b>	<b>6</b>	<b>3</b>	<b>2</b>	
311	Food mfg	287	2 804	11 292	9	3	3	1	1	-	1	-	-	-	
3119	Other food mfg	(C)	(D)	(D)	2	-	1	-	-	-	1	-	-	-	
31191	Snack food mfg	(C)	(D)	(D)	1	-	-	-	-	-	1	-	-	-	
312	Beverage & tobacco product mfg	623	3 827	17 807	5	1	-	-	1	-	2	1	-	-	
3121	Beverage mfg	(E)	(D)	(D)	3	1	-	-	1	-	-	1	-	-	
31211	Soft drink & ice mfg	(E)	(D)	(D)	2	-	-	-	1	-	-	1	-	-	
3122	Tobacco mfg	(E)	(D)	(D)	2	-	-	-	-	-	2	-	-	-	
31221	Tobacco stemming & redrying	(E)	(D)	(D)	2	-	-	-	-	-	2	-	-	-	
321	Wood product mfg	149	664	2 665	4	-	1	1	1	1	-	-	-	-	
3219	Other wood product mfg	(C)	(D)	(D)	3	-	1	1	-	1	-	-	-	-	
322	Paper mfg	834	7 031	27 524	5	-	-	-	2	-	1	2	-	-	
3222	Converted paper product mfg	834	7 031	27 524	5	-	-	-	2	-	1	2	-	-	
32221	Paperboard container mfg	(F)	(D)	(D)	4	-	-	-	2	-	1	1	-	-	
32229	Other converted paper product mfg	(E)	(D)	(D)	1	-	-	-	-	-	-	1	-	-	
323	Printing & related support activities	1 136	6 534	28 979	57	20	15	7	11	1	3	-	-	-	
3231	Printing & related support activities	1 136	6 534	28 979	57	20	15	7	11	1	3	-	-	-	
32311	Printing	974	4 653	21 374	50	17	13	7	10	1	2	-	-	-	
323110	Commercial lithographic printing	286	1 749	7 784	24	10	6	5	2	1	-	-	-	-	
323113	Commercial screen printing	115	508	2 262	5	1	-	1	3	-	-	-	-	-	
323114	Quick printing	173	1 097	4 866	9	2	5	-	1	-	1	-	-	-	
32312	Printing support activities	162	1 881	7 605	7	3	2	-	1	-	1	-	-	-	
323122	Prepress services	162	1 881	7 605	7	3	2	-	1	-	1	-	-	-	
325	Chemical mfg	132	696	2 998	9	4	1	1	3	-	-	-	-	-	
326	Plastics & rubber products mfg	438	2 499	11 398	9	1	1	-	3	3	1	-	-	-	
3261	Plastics product mfg	(E)	(D)	(D)	8	1	1	-	3	2	1	-	-	-	
32619	Other plastics product mfg	(E)	(D)	(D)	6	1	1	-	3	1	1	-	-	-	

Note: Employment-size classes are indicated as follows: A—0 to 19; B—20 to 99; C—100 to 249; E—250 to 499; F—500 to 999; G—1,000 to 2,499; H—2,500 to 4,999; I—5,000 to 9,999; J—10,000 to 24,999; K—25,000 to 49,999; L—50,000 to 99,999; M—100,000 or more.

**Table 6. Counties—Employees, Payroll, and Establishments by Industry: 1999—Con.**

[Excludes most government employees, railroad employees, and self-employed persons. Size class 1 to 4 includes establishments with payroll, but no employees, during mid-March pay period. (D) denotes figures withheld to avoid disclosing data for individual companies; the data are included in broader industry totals. Detailed industries with 100 or more employees are shown if industry was not a (D). For explanation of terms, abbreviations, and data reliability/comparability, see introductory text]

NAICS code	Industry	Number of employees for week including March 12	Payroll (\$1,000)		Total number of establishments	Number of establishments by employment-size class									
			First quarter	Annual		1 to 4	5 to 9	10 to 19	20 to 49	50 to 99	100 to 249	250 to 499	500 to 999	1,000 or more	
<b>FAYETTE—Con.</b>															
<b>31-33</b>	<b>Manufacturing—Con.</b>														
327	Nonmetallic mineral product mfg . . . . .	1 128	8 308	37 678	18	3	3	1	6	1	3	1	—	—	
3271	Clay product & refractory mfg . . . . .	(C)	(D)	(D)	1	—	—	—	—	—	1	—	—	—	
32711	Pottery, ceramics & plumbing fixture mfg . . . . .	(C)	(D)	(D)	1	—	—	—	—	—	1	—	—	—	
3272	Glass & glass product mfg . . . . .	(C)	(D)	(D)	2	—	—	—	1	—	1	—	—	—	
32721	Glass & glass product mfg . . . . .	(C)	(D)	(D)	2	—	—	—	1	—	1	—	—	—	
3273	Cement & concrete product mfg . . . . .	537	3 879	19 455	10	1	2	—	5	1	—	1	—	—	
32733	Concrete pipe, brick & block mfg . . . . .	153	1 376	7 216	5	1	1	—	2	1	—	—	—	—	
32739	Other concrete product mfg . . . . .	(E)	(D)	(D)	1	—	—	—	—	—	—	1	—	—	
3279	Other nonmetallic mineral product mfg . . . . .	199	931	5 303	5	2	1	1	—	—	1	—	—	—	
32799	All other nonmetallic mineral product mfg . . . . .	199	931	5 303	5	2	1	1	—	—	1	—	—	—	
332	Fabricated metal product mfg . . . . .	1 543	11 762	48 514	41	17	5	4	6	6	2	1	—	—	
3323	Architectural & structural metals mfg . . . . .	707	4 762	20 837	14	2	1	4	3	2	2	—	—	—	
33231	Plate work & fabricated structural prod mfg . . . . .	166	1 114	4 805	4	1	—	—	2	1	—	—	—	—	
332312	Fabricated structural metal mfg . . . . .	166	1 114	4 805	4	1	—	—	2	1	—	—	—	—	
33232	Ornamental & architectural metal prod mfg . . . . .	541	3 648	16 032	10	1	1	4	1	1	2	—	—	—	
3327	Mach shops, turn prod, screw, nut, bolt mfg . . . . .	222	1 368	5 829	12	6	3	—	1	2	—	—	—	—	
33271	Machine shops . . . . .	(C)	(D)	(D)	10	5	3	—	—	2	—	—	—	—	
3328	Coating, engrave, heat treating & oth activity . . . . .	(C)	(D)	(D)	5	2	1	—	1	1	—	—	—	—	
33281	Coating, engrave, heat treating & oth activity . . . . .	(C)	(D)	(D)	5	2	1	—	1	1	—	—	—	—	
3329	Other fabricated metal product mfg . . . . .	(E)	(D)	(D)	5	3	—	—	1	—	—	1	—	—	
33291	Metal valve mfg . . . . .	(E)	(D)	(D)	2	—	—	—	1	—	—	1	—	—	
333	Machinery mfg . . . . .	3 382	30 887	125 343	26	4	5	5	6	3	—	—	2	1	
3331	Ag, construction & mining machinery mfg . . . . .	(F)	(D)	(D)	4	1	—	—	1	—	—	—	1	—	
33312	Construction machinery mfg . . . . .	(F)	(D)	(D)	2	1	—	—	—	—	—	—	1	—	
3334	HVAC & commercial refrigeration equipment mfg . . . . .	(G)	(D)	(D)	2	—	1	—	—	—	—	—	—	1	
33341	HVAC & commercial refrigeration equipment mfg . . . . .	(G)	(D)	(D)	2	—	1	—	—	—	—	—	—	1	
3335	Metalworking machinery mfg . . . . .	262	2 079	8 096	12	—	3	4	4	1	—	—	—	—	
33351	Metalworking machinery mfg . . . . .	262	2 079	8 096	12	—	3	4	4	1	—	—	—	—	
333514	Special die, tool, die set, jig & fixture mfg . . . . .	158	1 276	4 901	7	—	2	2	2	1	—	—	—	—	
3339	Other general purpose machinery mfg . . . . .	668	7 210	27 214	5	1	1	—	2	—	—	—	1	—	
33392	Material handling equipment mfg . . . . .	(F)	(D)	(D)	2	1	—	—	—	—	—	—	1	—	
334	Computer & electronic product mfg . . . . .	(I)	(D)	(D)	13	2	1	—	4	4	1	—	—	1	
3341	Computer & peripheral equipment mfg . . . . .	(H)	(D)	(D)	2	—	—	—	—	1	—	—	—	1	
33411	Computer & peripheral equipment mfg . . . . .	(H)	(D)	(D)	2	—	—	—	—	1	—	—	—	1	
3342	Communications equipment mfg . . . . .	(C)	(D)	(D)	2	—	—	—	1	1	—	—	—	—	
33422	Radio, TV broadcast & wireless comm equip mfg . . . . .	(C)	(D)	(D)	2	—	—	—	1	1	—	—	—	—	
3344	Semiconductor & oth electronic component mfg . . . . .	(E)	(D)	(D)	5	—	1	—	2	1	1	—	—	—	
33441	Semiconductor & oth electronic component mfg . . . . .	(E)	(D)	(D)	5	—	1	—	2	1	1	—	—	—	
335	Electrical equip, appliance & component mfg . . . . .	(G)	(D)	(D)	6	4	—	—	—	—	—	—	1	—	
3351	Electric lighting equipment mfg . . . . .	(E)	(D)	(D)	1	—	—	—	—	—	—	—	1	—	
33511	Electric lamp bulb & part mfg . . . . .	(E)	(D)	(D)	1	—	—	—	—	—	—	—	1	—	
3353	Electrical equipment mfg . . . . .	(F)	(D)	(D)	4	3	—	—	—	—	—	—	—	—	
33531	Electrical equipment mfg . . . . .	(F)	(D)	(D)	4	3	—	—	—	—	—	—	—	—	
336	Transportation equipment mfg . . . . .	534	3 814	17 437	7	1	1	—	1	1	3	—	—	—	
3363	Motor vehicle parts mfg . . . . .	(F)	(D)	(D)	5	—	—	—	1	1	3	—	—	—	
33637	Motor vehicle metal stamping . . . . .	424	3 116	14 624	3	—	—	—	—	—	3	—	—	—	
336370	Motor vehicle metal stamping . . . . .	424	3 116	14 624	3	—	—	—	—	—	3	—	—	—	
337	Furniture & related product mfg . . . . .	234	1 231	5 311	10	3	2	1	1	3	—	—	—	—	
3372	Office furniture (including fixtures) mfg . . . . .	203	1 074	4 583	4	—	—	—	1	3	—	—	—	—	
33721	Office furniture (including fixtures) mfg . . . . .	203	1 074	4 583	4	—	—	—	1	3	—	—	—	—	
339	Miscellaneous mfg . . . . .	387	2 596	11 189	33	21	5	4	2	—	1	—	—	—	
3399	Other miscellaneous mfg . . . . .	302	2 122	9 148	16	8	3	3	1	—	1	—	—	—	
33999	All other misc mfg . . . . .	(C)	(D)	(D)	5	3	—	1	—	—	1	—	—	—	
<b>42</b>	<b>Wholesale trade</b>														
421	Wholesale trade, durable goods . . . . .	3 800	32 400	137 257	307	134	62	63	35	10	3	—	—	—	
4211	Motor vehicle, motor vehicle pt & supply whsle . . . . .	579	3 583	15 309	28	7	7	5	7	1	1	—	—	—	
42111	Automobile & other motor vehicle whsle . . . . .	325	1 736	7 497	7	1	1	—	4	—	1	—	—	—	
421110	Automobile & other motor vehicle whsle . . . . .	325	1 736	7 497	7	1	1	—	4	—	1	—	—	—	
42112	Motor vehicle supplies & new parts whsle . . . . .	140	972	4 320	14	4	4	4	2	—	—	—	—	—	
421120	Motor vehicle supplies & new parts whsle . . . . .	140	972	4 320	14	4	4	4	2	—	—	—	—	—	
4212	Furniture & home furnishing whsle . . . . .	134	1 106	4 377	18	10	3	4	1	—	—	—	—	—	
42122	Home furnishing whsle . . . . .	101	789	2 983	10	4	2	3	1	—	—	—	—	—	
421220	Home furnishing whsle . . . . .	101	789	2 983	10	4	2	3	1	—	—	—	—	—	
4213	Lumber & other construction materials whsle . . . . .	148	985	4 310	12	5	1	5	—	1	—	—	—	—	
4214	Professional & commercial equip & supp whsle . . . . .	939	9 102	38 977	65	31	11	11	7	4	1	—	—	—	
42142	Office equipment whsle . . . . .	243	2 211	8 289	16	6	—	5	4	1	—	—	—	—	
421420	Office equipment whsle . . . . .	243	2 211	8 289	16	6	—	5	4	1	—	—	—	—	
42143	Computer & peripheral equip & software whsle . . . . .	433	5 024	22 264	22	13	3	2	1	2	1	—	—	—	
421430	Computer & peripheral equip & software whsle . . . . .	433	5 024	22 264	22	13	3	2	1	2	1	—	—	—	
42144	Other commercial equipment whsle . . . . .	(C)	(D)	(D)	9	3	2	2	—	—	—	—	—	—	
42145	Medical, dental, hospital equip & supp whsle . . . . .	128	1 057	4 520	16	8	6	1	—	1	—	—	—	—	
421450	Medical, dental, hospital equip & supp whsle . . . . .	128	1 057	4 520	16	8	6	1	—	1	—	—	—	—	

Note: Employment-size classes are indicated as follows: A—0 to 19; B—20 to 99; C—100 to 249; E—250 to 499; F—500 to 999; G—1,000 to 2,499; H—2,500 to 4,999; I—5,000 to 9,999; J—10,000 to 24,999; K—25,000 to 49,999; L—50,000 to 99,999; M—100,000 or more.

**Table 6. Counties—Employees, Payroll, and Establishments by Industry: 1999—Con.**

[Excludes most government employees, railroad employees, and self-employed persons. Size class 1 to 4 includes establishments with payroll, but no employees, during mid-March pay period. (D) denotes figures withheld to avoid disclosing data for individual companies; the data are included in broader industry totals. Detailed industries with 100 or more employees are shown if industry was not a (D). For explanation of terms, abbreviations, and data reliability/comparability, see introductory text]

NAICS code	Industry	Number of employees for week including March 12	Payroll (\$1,000)		Total number of establishments	Number of establishments by employment-size class																		
			First quarter	Annual		1 to 4	5 to 9	10 to 19	20 to 49	50 to 99	100 to 249	250 to 499	500 to 999	1,000 or more										
<b>FAYETTE—Con.</b>																								
<b>Wholesale trade—Con.</b>																								
421	Wholesale trade, durable goods—Con.																							
4215	Metal & mineral (except petroleum) whsle . . . . .	119	948	4 430	18	12	2	2	2	—	—	—	—	—	—	—	—	—	—	—	—			
42151	Metal service centers & offices whsle . . . . .	106	761	3 552	11	6	1	2	2	—	—	—	—	—	—	—	—	—	—	—	—			
421510	Metal service centers & offices whsle . . . . .	106	761	3 552	11	6	1	2	2	—	—	—	—	—	—	—	—	—	—	—	—			
4216	Electrical goods whsle . . . . .	355	3 510	14 269	40	17	10	10	3	—	—	—	—	—	—	—	—	—	—	—	—			
42161	Elec equip, wiring supp, const material whsle . . . . .	(C)	(D)	(D)	16	5	4	5	2	—	—	—	—	—	—	—	—	—	—	—	—			
42169	Other electronic parts & equipment whsle . . . . .	161	1 659	7 317	22	11	5	5	1	—	—	—	—	—	—	—	—	—	—	—	—			
421690	Other electronic parts & equipment whsle . . . . .	161	1 659	7 317	22	11	5	5	1	—	—	—	—	—	—	—	—	—	—	—	—			
4217	Hardware, plumb & heating equip & sup whsle . . . . .	438	3 812	14 992	29	10	5	9	3	1	1	—	—	—	—	—	—	—	—	—	—			
42171	Hardware whsle . . . . .	133	976	4 117	10	3	2	3	1	1	—	—	—	—	—	—	—	—	—	—	—			
421710	Hardware whsle . . . . .	133	976	4 117	10	3	2	3	1	1	—	—	—	—	—	—	—	—	—	—	—			
42173	Warm air heating & AC equip & supplies whsle . . . . .																							
421730	Warm air heating & AC equip & supplies whsle . . . . .	248	2 296	8 632	12	4	2	3	2	—	1	—	—	—	—	—	—	—	—	—	—			
4218	Machinery, equipment & supplies whsle . . . . .	861	7 855	33 573	69	29	14	12	12	2	—	—	—	—	—	—	—	—	—	—	—			
42181	Const & mining (exc petroleum) equip whsle . . . . .	340	3 708	15 070	13	3	2	2	4	2	—	—	—	—	—	—	—	—	—	—	—			
421810	Const & mining (exc petroleum) equip whsle . . . . .	340	3 708	15 070	13	3	2	2	4	2	—	—	—	—	—	—	—	—	—	—	—			
42183	Industrial machinery & equipment whsle . . . . .	230	1 770	7 858	23	9	5	5	4	—	—	—	—	—	—	—	—	—	—	—	—			
421830	Industrial machinery & equipment whsle . . . . .	230	1 770	7 858	23	9	5	5	4	—	—	—	—	—	—	—	—	—	—	—	—			
42184	Industrial supplies whsle . . . . .	209	1 814	8 054	16	5	3	5	3	—	—	—	—	—	—	—	—	—	—	—	—			
421840	Industrial supplies whsle . . . . .	209	1 814	8 054	16	5	3	5	3	—	—	—	—	—	—	—	—	—	—	—	—			
4219	Miscellaneous durable goods whsle . . . . .	227	1 499	7 020	28	13	9	5	—	1	—	—	—	—	—	—	—	—	—	—	—			
42193	Recyclable material whsle . . . . .	153	926	4 797	12	4	4	3	—	1	—	—	—	—	—	—	—	—	—	—	—			
421930	Recyclable material whsle . . . . .	153	926	4 797	12	4	4	3	—	1	—	—	—	—	—	—	—	—	—	—	—			
422	Wholesale trade, nondurable goods . . . . .	2 495	17 088	70 911	147	72	30	20	12	8	3	2	—	—	—	—	—	—	—	—	—			
4221	Paper & paper product whsle . . . . .	181	1 307	5 470	16	6	6	2	1	1	—	—	—	—	—	—	—	—	—	—	—			
42212	Stationery & office supplies whsle . . . . .	(C)	(D)	(D)	13	5	6	1	1	—	—	—	—	—	—	—	—	—	—	—	—			
4222	Drugs & druggists' sundries whsle . . . . .	160	1 578	5 080	6	1	1	2	—	2	—	—	—	—	—	—	—	—	—	—	—			
42221	Drugs & druggists' sundries whsle . . . . .	160	1 578	5 080	6	1	1	2	—	2	—	—	—	—	—	—	—	—	—	—	—			
422210	Drugs & druggists' sundries whsle . . . . .	160	1 578	5 080	6	1	1	2	—	2	—	—	—	—	—	—	—	—	—	—	—			
4224	Grocery & related product whsle . . . . .	670	4 189	17 407	25	12	5	2	3	1	1	—	—	—	—	—	—	—	—	—	—			
42241	General line grocery whsle . . . . .	(E)	(D)	(D)	3	1	—	—	1	—	—	—	—	—	—	—	—	—	—	—	—			
42249	Other grocery & related products whsle . . . . .	218	1 620	6 992	12	7	3	—	1	—	1	—	—	—	—	—	—	—	—	—	—			
422490	Other grocery & related products whsle . . . . .	218	1 620	6 992	12	7	3	—	1	—	1	—	—	—	—	—	—	—	—	—	—			
4225	Farm product raw material whsle . . . . .	284	1 900	6 367	25	13	4	3	4	1	—	—	—	—	—	—	—	—	—	—	—			
42259	Other farm product raw material whsle . . . . .	273	1 775	5 830	21	10	3	3	4	1	—	—	—	—	—	—	—	—	—	—	—			
422590	Other farm product raw material whsle . . . . .	273	1 775	5 830	21	10	3	3	4	1	—	—	—	—	—	—	—	—	—	—	—			
4226	Chemical & allied products whsle . . . . .	191	1 798	6 677	20	14	4	—	1	1	—	—	—	—	—	—	—	—	—	—	—			
42269	Other chemical & allied products whsle . . . . .	173	1 365	5 376	16	11	3	—	1	1	—	—	—	—	—	—	—	—	—	—	—			
422690	Other chemical & allied products whsle . . . . .	173	1 365	5 376	16	11	3	—	1	1	—	—	—	—	—	—	—	—	—	—	—			
4228	Beer, wine, distilled alcoholic beverage whsle . . . . .	213	1 521	6 856	5	—	—	2	1	1	1	—	—	—	—	—	—	—	—	—	—			
42281	Beer & ale whsle . . . . .	(C)	(D)	(D)	2	—	—	—	—	1	1	—	—	—	—	—	—	—	—	—	—			
4229	Miscellaneous nondurable goods whsle . . . . .	665	3 922	18 230	29	14	8	2	2	1	1	—	—	—	—	—	—	—	—	—	—			
42292	Book, periodical & newspaper whsle . . . . .	518	3 098	14 646	8	5	—	—	—	1	1	1	—	—	—	—	—	—	—	—	—			
422920	Book, periodical & newspaper whsle . . . . .	518	3 098	14 646	8	5	—	—	—	1	1	1	—	—	—	—	—	—	—	—	—			
<b>44-45</b>	<b>Retail trade . . . . .</b>	<b>21 368</b>	<b>85 495</b>	<b>367 841</b>	<b>1 222</b>	<b>448</b>	<b>343</b>	<b>234</b>	<b>116</b>	<b>44</b>	<b>23</b>	<b>13</b>	<b>1</b>	<b>—</b>	<b>—</b>	<b>—</b>	<b>—</b>	<b>—</b>	<b>—</b>	<b>—</b>	<b>—</b>			
441	Motor vehicle & parts dealers . . . . .	2 403	16 324	57 770	110	31	22	30	13	10	4	—	—	—	—	—	—	—	—	—	—			
4411	Automobile dealers . . . . .	1 546	11 845	57 472	40	15	3	3	7	8	4	—	—	—	—	—	—	—	—	—	—			
44111	New car dealers . . . . .	1 507	11 598	56 198	25	4	—	2	7	8	4	—	—	—	—	—	—	—	—	—	—			
441110	New car dealers . . . . .	1 507	11 598	56 198	25	4	—	2	7	8	4	—	—	—	—	—	—	—	—	—	—			
4412	Other motor vehicle dealers . . . . .	137	645	3 580	14	6	4	2	2	—	—	—	—	—	—	—	—	—	—	—	—			
4413	Automotive parts, accessories & tire stores . . . . .	720	3 834	16 718	56	10	15	25	4	2	—	—	—	—	—	—	—	—	—	—	—			
44131	Automotive parts, accessories & tire stores . . . . .	552	2 904	12 666	43	8	11	20	2	2	—	—	—	—	—	—	—	—	—	—	—			
441310	Automotive parts, accessories & tire stores . . . . .	552	2 904	12 666	43	8	11	20	2	2	—	—	—	—	—	—	—	—	—	—	—			
44132	Tire dealers . . . . .	168	930	4 052	13	2	4	5	2	—	—	—	—	—	—	—	—	—	—	—	—			
441320	Tire dealers . . . . .	168	930	4 052	13	2	4	5	2	—	—	—	—	—	—	—	—	—	—	—	—			
442	Furniture & home furnishing stores . . . . .	855	4 103	18 259	95	44	23	18	8	2	—	—	—	—	—	—	—	—	—	—	—			
4421	Furniture stores . . . . .	348	2 108	8 730	40	18	9	10	2	1	—	—	—	—	—	—	—	—	—	—	—			
44211	Furniture stores . . . . .	348	2 108	8 730	40	18	9	10	2	1	—	—	—	—	—	—	—	—	—	—	—			
442110	Furniture stores . . . . .	348	2 108	8 730	40	18	9	10	2	1	—	—	—	—	—	—	—	—	—	—	—			
4422	Home furnishings stores . . . . .	507	1 995	9 529	55	26	14	8	6	1	—	—	—	—	—	—	—	—	—	—	—			
44221	Floor covering stores . . . . .	208	920	4 302	19	8	5	4	1	1	—	—	—	—	—	—	—	—	—	—	—			
442210	Floor covering stores . . . . .	208	920	4 302	19	8	5	4	1	1	—	—	—	—	—	—	—	—	—	—	—			
44229	Other home furnishings stores . . . . .	299	1 075	5 227	36	18	9																	

**Table 6. Counties—Employees, Payroll, and Establishments by Industry: 1999—Con.**

[Excludes most government employees, railroad employees, and self-employed persons. Size class 1 to 4 includes establishments with payroll, but no employees, during mid-March pay period. (D) denotes figures withheld to avoid disclosing data for individual companies; the data are included in broader industry totals. Detailed industries with 100 or more employees are shown if industry was not a (D). For explanation of terms, abbreviations, and data reliability/comparability, see introductory text]

NAICS code	Industry	Number of employees for week including March 12	Payroll (\$1,000)		Total number of establishments	Number of establishments by employment-size class																				
			First quarter	Annual		1 to 4	5 to 9	10 to 19	20 to 49	50 to 99	100 to 249	250 to 499	500 to 999	1,000 or more												
<b>FAYETTE—Con.</b>																										
<b>44-45 Retail trade—Con.</b>																										
445	Food & beverage stores .....	4 105	11 888	50 332	146	68	28	15	16	7	7	5	—	—												
4451	Grocery stores .....	3 639	10 350	43 147	93	40	18	7	10	6	7	5	—	—												
44511	Grocery (except convenience) stores .....	3 525	10 088	42 009	71	28	12	4	9	6	7	5	—	—												
445110	Grocery (except convenience) stores .....	3 525	10 088	42 009	71	28	12	4	9	6	7	5	—	—												
44512	Convenience stores .....	114	262	1 138	22	12	6	3	1	—	—	—	—	—												
445120	Convenience stores .....	114	262	1 138	22	12	6	3	1	—	—	—	—	—												
4452	Specialty food stores .....	225	786	3 420	22	11	3	3	5	—	—	—	—	—												
44529	Other specialty food stores .....	134	522	2 052	15	8	2	2	3	—	—	—	—	—												
4453	Beer, wine & liquor stores .....	241	752	3 765	31	17	7	5	1	1	—	—	—	—												
44531	Beer, wine & liquor stores .....	241	752	3 765	31	17	7	5	1	1	—	—	—	—												
445310	Beer, wine & liquor stores .....	241	752	3 765	31	17	7	5	1	1	—	—	—	—												
446	Health & personal care stores .....	1 242	4 727	20 628	100	38	24	19	14	5	—	—	—	—												
4461	Health & personal care stores .....	1 242	4 727	20 628	100	38	24	19	14	5	—	—	—	—												
44611	Pharmacies & drug stores .....	660	2 553	11 082	40	10	7	14	6	3	—	—	—	—												
446110	Pharmacies & drug stores .....	660	2 553	11 082	40	10	7	14	6	3	—	—	—	—												
44612	Cosmetics, beauty supplies & perfume stores .....	164	244	1 121	13	3	6	1	2	1	—	—	—	—												
446120	Cosmetics, beauty supplies & perfume stores .....	164	244	1 121	13	3	6	1	2	1	—	—	—	—												
44613	Optical goods stores .....	172	756	3 204	21	11	3	4	3	—	—	—	—	—												
446130	Optical goods stores .....	172	756	3 204	21	11	3	4	3	—	—	—	—	—												
44619	Other health & personal care stores .....	246	1 174	5 221	26	14	8	—	3	1	—	—	—	—												
446191	Food (health) supplement stores .....	120	285	1 168	10	4	3	—	3	—	—	—	—	—												
446199	All other health & personal care stores .....	126	889	4 053	16	10	5	—	—	1	—	—	—	—												
447	Gasoline stations .....	798	2 538	10 417	88	21	29	35	3	—	—	—	—	—												
4471	Gasoline stations .....	798	2 538	10 417	88	21	29	35	3	—	—	—	—	—												
44711	Gasoline stations with convenience stores .....	624	2 039	8 312	64	10	21	32	1	—	—	—	—	—												
447110	Gasoline stations with convenience stores .....	624	2 039	8 312	64	10	21	32	1	—	—	—	—	—												
44719	Other gasoline stations .....	174	499	2 105	24	11	8	3	2	—	—	—	—	—												
447190	Other gasoline stations .....	174	499	2 105	24	11	8	3	2	—	—	—	—	—												
448	Clothing & clothing accessories stores .....	2 218	7 223	26 134	203	64	80	37	18	2	1	1	—	—												
4481	Clothing stores .....	1 606	5 105	16 700	113	35	35	25	14	2	1	1	—	—												
44811	Men's clothing stores .....	100	352	1 602	13	1	10	2	—	—	—	—	—	—												
448110	Men's clothing stores .....	100	352	1 602	13	1	10	2	—	—	—	—	—	—												
44812	Women's clothing stores .....	407	1 068	4 350	47	19	13	9	6	—	—	—	—	—												
448120	Women's clothing stores .....	407	1 068	4 350	47	19	13	9	6	—	—	—	—	—												
44814	Family clothing stores .....	895	3 141	8 371	26	4	3	8	7	2	1	1	—	—												
448140	Family clothing stores .....	895	3 141	8 371	26	4	3	8	7	2	1	1	—	—												
44819	Other clothing stores .....	115	347	1 494	15	6	5	3	1	—	—	—	—	—												
448190	Other clothing stores .....	115	347	1 494	15	6	5	3	1	—	—	—	—	—												
4482	Shoe stores .....	340	945	4 186	42	11	22	5	4	—	—	—	—	—												
44821	Shoe stores .....	340	945	4 186	42	11	22	5	4	—	—	—	—	—												
448210	Shoe stores .....	340	945	4 186	42	11	22	5	4	—	—	—	—	—												
4483	Jewelry, luggage & leather goods stores .....	272	1 173	5 248	48	18	23	7	—	—	—	—	—	—												
44831	Jewelry stores .....	241	1 096	4 941	45	18	22	5	—	—	—	—	—	—												
448310	Jewelry stores .....	241	1 096	4 941	45	18	22	5	—	—	—	—	—	—												
451	Sporting goods, hobby, book & music stores .....	1 100	3 784	15 233	103	36	36	19	8	4	—	—	—	—												
4511	Sporting goods, hobby, musical instrument stores .....	612	2 317	8 905	64	24	23	10	5	2	—	—	—	—												
45111	Sporting goods stores .....	310	1 173	4 560	33	12	13	4	3	1	—	—	—	—												
451110	Sporting goods stores .....	310	1 173	4 560	33	12	13	4	3	1	—	—	—	—												
45112	Hobby, toy & game stores .....	168	426	1 825	12	5	2	3	1	1	—	—	—	—												
451120	Hobby, toy & game stores .....	168	426	1 825	12	5	2	3	1	1	—	—	—	—												
4512	Book, periodical & music stores .....	488	1 467	6 328	39	12	13	9	3	2	—	—	—	—												
45121	Book stores & news dealers .....	382	1 196	4 770	25	8	9	3	3	2	—	—	—	—												
45122	Prerecorded tape, CD & record stores .....	106	271	1 558	14	4	4	6	—	—	—	—	—	—												
451220	Prerecorded tape, CD & record stores .....	106	271	1 558	14	4	4	6	—	—	—	—	—	—												
452	General merchandise stores .....	4 634	14 545	60 608	39	7	12	—	1	4	7	7	1	—												
4521	Department stores .....	3 608	11 224	47 049	16	—	—	—	—	3	6	7	—	—												
45211	Department stores .....	3 608	11 224	47 049	16	—	—	—	—	3	6	7	—	—												
452110	Department stores .....	3 608	11 224	47 049	16	—	—	—	—	3	6	7	—	—												
4529	Other general merchandise stores .....	1 026	3 321	13 559	23	7	12	—	1	1	1	—	1	—												
45291	Warehouse clubs & superstores .....	(F)	(D)	(D)	2	—	—	—	—	—	—	—	—	—												
45299	All other general merchandise stores .....	(C)	(D)	(D)	21	7	12	—	1	1	—	—	—	—												
453	Miscellaneous store retailers .....	1 099	3 313	14 692	145	69	36	30	10	—	—	—	—	—												
4531	Florists .....	143	456	1 900	22	10	7	4	1	—	—	—	—	—												
45311	Florists .....	143	456	1 900	22	10	7	4	1	—	—	—	—	—												
453110	Florists .....	143	456	1 900	22	10	7	4	1	—	—	—	—	—												
4532	Office supplies, stationery & gift stores .....	557	1 693	7 305	56	21	12	16	7	—	—	—	—	—												
45321	Office supplies & stationery stores .....	197	880	3 693	7	—	1	1	5	—	—	—	—	—												
453210	Office supplies & stationery stores .....	197	880	3 693	7	—	1	1	5	—	—	—	—	—												
45322	Gift, novelty & souvenir stores .....	360	813	3 612	49	21	11	15	2	—	—	—	—	—												
453220	Gift, novelty & souvenir stores .....	360	813	3 612	49	21	11	15	2	—																

**Table 6. Counties—Employees, Payroll, and Establishments by Industry: 1999—Con.**

[Excludes most government employees, railroad employees, and self-employed persons. Size class 1 to 4 includes establishments with payroll, but no employees, during mid-March pay period. (D) denotes figures withheld to avoid disclosing data for individual companies; the data are included in broader industry totals. Detailed industries with 100 or more employees are shown if industry was not a (D). For explanation of terms, abbreviations, and data reliability/comparability, see introductory text]

NAICS code	Industry	Number of employees for week including March 12	Payroll (\$1,000)		Total number of establishments	Number of establishments by employment-size class									
			First quarter	Annual		1 to 4	5 to 9	10 to 19	20 to 49	50 to 99	100 to 249	250 to 499	500 to 999	1,000 or more	
<b>FAYETTE—Con.</b>															
<b>44-45 Retail trade—Con.</b>															
454	Nonstore retailers .....	334	1 745	8 327	48	28	10	5	4	1	—	—	—	—	
4542	Vending machine operators .....	152	705	3 523	15	8	2	2	2	1	—	—	—	—	
45421	Vending machine operators .....	152	705	3 523	15	8	2	2	2	1	—	—	—	—	
454210	Vending machine operators .....	152	705	3 523	15	8	2	2	2	1	—	—	—	—	
4543	Direct selling establishments .....	(C)	(D)	(D)	27	17	5	3	2	—	—	—	—	—	
45439	Other direct selling establishments .....	150	890	4 181	25	16	4	3	2	—	—	—	—	—	
454390	Other direct selling establishments .....	150	890	4 181	25	16	4	3	2	—	—	—	—	—	
<b>48-49</b>	<b>Transportation &amp; warehousing .....</b>	<b>3 114</b>	<b>19 759</b>	<b>90 990</b>	<b>155</b>	<b>67</b>	<b>21</b>	<b>26</b>	<b>23</b>	<b>11</b>	<b>6</b>	<b>1</b>	—	—	
481	Air transportation .....	(C)	(D)	(D)	11	1	4	3	1	2	—	—	—	—	
4811	Scheduled air transportation .....	(C)	(D)	(D)	6	—	1	3	1	1	—	—	—	—	
48111	Scheduled air transportation .....	(C)	(D)	(D)	6	—	1	3	1	1	—	—	—	—	
484	Truck transportation .....	1 992	13 649	62 907	91	43	10	13	12	8	4	1	—	—	
4841	General freight trucking .....	1 399	10 759	47 951	48	18	4	9	7	6	3	1	—	—	
48411	General freight trucking, local .....	193	1 018	4 485	12	8	—	2	1	—	1	—	—	—	
484110	General freight trucking, local .....	193	1 018	4 485	12	8	—	2	1	—	1	—	—	—	
48412	General freight trucking, long-distance .....	1 206	9 741	43 466	36	10	4	7	6	6	2	1	—	—	
484121	General freight trucking, long-distance, TL .....	316	2 112	9 479	20	9	3	6	—	1	1	—	—	—	
484122	General freight trucking, long-distance, LTL .....	890	7 629	33 987	16	1	1	1	6	5	1	1	—	—	
4842	Specialized freight trucking .....	593	2 890	14 956	43	25	6	4	5	2	1	—	—	—	
48421	Used household & office goods moving .....	239	833	4 092	12	4	1	3	3	1	—	—	—	—	
484210	Used household & office goods moving .....	239	833	4 092	12	4	1	3	3	1	—	—	—	—	
48422	Specialized freight (exc used) trucking, local .....	311	1 773	9 229	26	17	5	1	1	1	1	—	—	—	
484220	Specialized freight (exc used) trucking, local .....	311	1 773	9 229	26	17	5	1	1	1	1	—	—	—	
485	Transit & ground passenger transportation .....	(C)	(D)	(D)	8	1	3	—	4	—	—	—	—	—	
488	Transportation support activities .....	146	1 012	3 978	16	8	3	3	2	—	—	—	—	—	
492	Couriers & messengers .....	(E)	(D)	(D)	20	8	1	5	4	—	2	—	—	—	
4921	Couriers .....	(E)	(D)	(D)	11	2	1	4	2	—	2	—	—	—	
49211	Couriers .....	(E)	(D)	(D)	11	2	1	4	2	—	2	—	—	—	
493	Warehousing & storage .....	(C)	(D)	(D)	6	3	—	2	—	1	—	—	—	—	
4931	Warehousing & storage .....	(C)	(D)	(D)	6	3	—	2	—	1	—	—	—	—	
49311	General warehousing & storage .....	(C)	(D)	(D)	6	3	—	2	—	1	—	—	—	—	
<b>51</b>	<b>Information .....</b>	<b>3 806</b>	<b>34 886</b>	<b>138 913</b>	<b>144</b>	<b>77</b>	<b>21</b>	<b>14</b>	<b>16</b>	<b>6</b>	<b>8</b>	—	<b>2</b>	—	
511	Publishing industries .....	1 040	12 552	41 578	34	18	7	3	2	2	1	—	1	—	
5111	Newspaper, periodical, book, database publishers .....	893	8 411	31 977	21	10	4	2	2	2	—	—	1	—	
51111	Newspaper publishers .....	(F)	(D)	(D)	6	—	2	1	2	—	—	—	1	—	
51112	Periodical publishers .....	(C)	(D)	(D)	11	6	2	1	—	2	—	—	—	—	
5112	Software publishers .....	147	4 141	9 601	13	8	3	1	—	—	1	—	—	—	
51121	Software publishers .....	147	4 141	9 601	13	8	3	1	—	—	1	—	—	—	
511210	Software publishers .....	147	4 141	9 601	13	8	3	1	—	—	1	—	—	—	
512	Motion picture & sound recording industries .....	256	703	3 458	19	8	2	3	6	—	—	—	—	—	
5121	Motion picture & video industries .....	254	696	3 402	16	5	2	3	6	—	—	—	—	—	
51213	Motion picture & video exhibition .....	216	398	1 670	8	—	—	2	6	—	—	—	—	—	
512131	Motion picture theaters (except drive-ins) ..	216	398	1 670	8	—	—	2	6	—	—	—	—	—	
513	Broadcasting & telecommunications .....	2 336	20 023	84 844	64	35	6	6	5	4	7	—	1	—	
5131	Radio & television broadcasting .....	(F)	(D)	(D)	10	2	—	1	2	2	3	—	—	—	
51311	Radio broadcasting .....	(E)	(D)	(D)	6	2	—	1	1	1	1	—	—	—	
51312	Television broadcasting .....	386	4 312	15 631	4	—	—	—	1	1	2	—	—	—	
513120	Television broadcasting .....	386	4 312	15 631	4	—	—	—	1	1	2	—	—	—	
5132	Cable networks & program distribution .....	(E)	(D)	(D)	5	3	—	—	—	1	1	—	—	—	
51322	Cable & other program distribution .....	(E)	(D)	(D)	5	3	—	—	—	1	1	—	—	—	
5133	Telecommunications .....	1 429	11 430	51 798	49	30	6	5	3	1	3	—	1	—	
51331	Wired telecommunications carriers .....	927	6 172	29 657	25	17	2	3	1	—	1	—	—	—	
513310	Wired telecommunications carriers .....	927	6 172	29 657	25	17	2	3	1	—	1	—	—	—	
51332	Wireless telecom carriers (exc satellite) .....	(C)	(D)	(D)	18	10	4	1	2	1	—	—	—	—	
51333	Telecommunications resellers .....	(E)	(D)	(D)	3	1	—	—	—	—	2	—	—	—	
514	Information & data processing services .....	174	1 608	9 033	27	16	6	2	3	—	—	—	—	—	
5142	Data processing services .....	109	914	4 219	15	8	3	2	2	—	—	—	—	—	
51421	Data processing services .....	109	914	4 219	15	8	3	2	2	—	—	—	—	—	
514210	Data processing services .....	109	914	4 219	15	8	3	2	2	—	—	—	—	—	
<b>52</b>	<b>Finance &amp; insurance .....</b>	<b>5 875</b>	<b>56 472</b>	<b>222 946</b>	<b>554</b>	<b>276</b>	<b>136</b>	<b>66</b>	<b>56</b>	<b>15</b>	<b>5</b>	—	—	—	
522	Credit intermediation & related activities .....	2 440	17 239	70 192	220	77	75	37	26	4	1	—	—	—	
5221	Depository credit intermediation .....	1 756	11 661	47 715	109	18	44	22	21	3	1	—	—	—	
52211	Commercial banking .....	1 443	9 781	39 234	87	13	35	19	17	2	1	—	—	—	
522110	Commercial banking .....	1 443	9 781	39 234	87	13	35	19	17	2	1	—	—	—	
52213	Credit unions .....	(E)	(D)	(D)	18	3	8	3	3	1	—	—	—	—	
5222	Nondepository credit intermediation .....	483	4 162	16 839	72	36	23	8	4	1	—	—	—	—	
52222	Sales financing .....	110	980	3 854	13	7	3	—	3	—	—	—	—	—	
522220	Sales financing .....	110	980	3 854	13	7	3	—	3	—	—	—	—	—	
52229	Other nondepository credit intermediation .....	373	3 182	12 985	59	29	20	8	1	1	—	—	—	—	
522291	Consumer lending .....	147	1 021	4 171	21	11	8	1	—	1	—	—	—	—	
522292	Real estate credit .....	200	1 923	8 029	31	14	10	6	1	—	—	—	—	—	
5223	Activities related to credit intermediation .....	201	1 416	5 638	39	23	8	7	1	—	—	—	—	—	
52231	Mortgage & nonmortgage brokers .....	169	1 274	5 023	27	13	7	6	1	—	—	—	—	—	
522310	Mortgage & nonmortgage brokers .....	169	1 274	5 023	27	13	7	6	1	—	—	—	—	—	

Note: Employment-size classes are indicated as follows: A—0 to 19; B—20 to 99; C—100 to 249; E—250 to 499; F—500 to 999; G—1,000 to 2,499; H—2,500 to 4,999; I—5,000 to 9,999; J—10,000 to 24,999; K—25,000 to 49,999; L—50,000 to 99,999; M—100,000 or more.

**Table 6. Counties—Employees, Payroll, and Establishments by Industry: 1999—Con.**

[Excludes most government employees, railroad employees, and self-employed persons. Size class 1 to 4 includes establishments with payroll, but no employees, during mid-March pay period. (D) denotes figures withheld to avoid disclosing data for individual companies; the data are included in broader industry totals. Detailed industries with 100 or more employees are shown if industry was not a (D). For explanation of terms, abbreviations, and data reliability/comparability, see introductory text]

NAICS code	Industry	Number of employees for week including March 12	Payroll (\$1,000)		Total number of establishments	Number of establishments by employment-size class									
			First quarter	Annual		1 to 4	5 to 9	10 to 19	20 to 49	50 to 99	100 to 249	250 to 499	500 to 999	1,000 or more	
<b>FAYETTE—Con.</b>															
<b>52 Finance &amp; insurance—Con.</b>															
523	Security, commodity contracts & like activity .....	562	10 825	46 370	72	45	11	6	9	1	—	—	—	—	
5231	Scrt'y & comdty contracts intermed & brokerage ..	326	6 156	27 676	31	19	3	2	6	1	—	—	—	—	
52312	Securities brokerage .....	302	5 909	26 526	25	15	1	2	6	1	—	—	—	—	
523120	Securities brokerage .....	302	5 909	26 526	25	15	1	2	6	1	—	—	—	—	
5239	Other financial investment activities .....	236	4 669	18 694	41	26	8	4	3	—	—	—	—	—	
524	Insurance carriers & related activities .....	2 873	28 408	106 384	262	154	50	23	21	10	4	—	—	—	
5241	Insurance carriers .....	1 704	14 889	64 389	83	41	12	6	14	6	4	—	—	—	
52411	Direct life, health, medical insurance carriers ..	867	7 779	30 960	31	9	6	4	7	3	2	—	—	—	
524113	Direct life Insurance carriers .....	453	3 628	13 545	23	6	5	4	6	1	1	—	—	—	
524114	Direct health & medical insurance carriers..	414	4 151	17 415	8	3	1	—	1	2	1	—	—	—	
52412	Other direct insurance carriers .....	(F)	(D)	(D)	50	31	6	1	7	3	2	—	—	—	
5242	Agencies & other insurance related activities ...	1 169	13 519	41 995	179	113	38	17	7	4	—	—	—	—	
52421	Insurance agencies & brokerages .....	906	9 924	31 044	157	102	34	14	5	2	—	—	—	—	
524210	Insurance agencies & brokerages .....	906	9 924	31 044	157	102	34	14	5	2	—	—	—	—	
52429	Other insurance related activities .....	263	3 595	10 951	22	11	4	3	2	2	—	—	—	—	
<b>53</b>	<b>Real estate &amp; rental &amp; leasing .....</b>	<b>2 296</b>	<b>12 153</b>	<b>54 074</b>	<b>401</b>	<b>253</b>	<b>81</b>	<b>43</b>	<b>21</b>	<b>3</b>	—	—	—	—	
531	Real estate .....	1 285	6 794	31 496	310	218	59	24	9	—	—	—	—	—	
5311	Lessors of real estate .....	626	3 033	15 348	140	88	39	10	3	—	—	—	—	—	
53111	Lessors of residential buildings & dwellings ...	354	1 400	5 845	74	42	24	7	1	—	—	—	—	—	
531110	Lessors of residential buildings & dwellings...	354	1 400	5 845	74	42	24	7	1	—	—	—	—	—	
53112	Lessors of nonres bldg (exc minwarehouses) .....	164	942	4 746	45	32	10	3	—	—	—	—	—	—	
531120	Lessors of nonres bldg (exc minwarehouses) .....	164	942	4 746	45	32	10	3	—	—	—	—	—	—	
5312	Offices of real estate agents & brokers .....	295	1 594	6 890	91	75	8	5	3	—	—	—	—	—	
53121	Offices of real estate agents & brokers .....	295	1 594	6 890	91	75	8	5	3	—	—	—	—	—	
531210	Offices of real estate agents & brokers .....	295	1 594	6 890	91	75	8	5	3	—	—	—	—	—	
5313	Activities related to real estate .....	364	2 167	9 258	79	55	12	9	3	—	—	—	—	—	
53131	Real estate property managers .....	288	1 549	7 183	50	29	10	8	3	—	—	—	—	—	
531311	Residential property managers .....	221	1 077	4 825	38	22	8	6	2	—	—	—	—	—	
532	Rental & leasing services .....	(F)	(D)	(D)	89	34	22	19	11	3	—	—	—	—	
5321	Automotive equipment rental & leasing .....	262	1 378	6 264	18	3	6	5	3	1	—	—	—	—	
53211	Passenger car rental & leasing .....	200	941	4 509	11	1	4	2	3	1	—	—	—	—	
532111	Passenger car rental .....	200	941	4 509	11	1	4	2	3	1	—	—	—	—	
5322	Consumer goods rental .....	412	1 532	6 357	43	21	9	8	3	2	—	—	—	—	
53223	Video tape & disc rental .....	235	520	1 740	20	7	3	7	2	1	—	—	—	—	
532230	Video tape & disc rental .....	235	520	1 740	20	7	3	7	2	1	—	—	—	—	
5324	Commercial, industrial equip rental & leasing ...	246	2 063	8 085	19	7	2	5	5	—	—	—	—	—	
53241	Const, trans, mining equip rental & leasing ...	108	958	3 950	10	4	1	3	2	—	—	—	—	—	
53249	Oth commercial, industrial equip rental, lease .....	(C)	(D)	(D)	8	3	1	1	3	—	—	—	—	—	
<b>54</b>	<b>Professional, scientific &amp; technical services .....</b>	<b>9 200</b>	<b>85 464</b>	<b>367 392</b>	<b>922</b>	<b>577</b>	<b>152</b>	<b>104</b>	<b>62</b>	<b>17</b>	<b>7</b>	<b>2</b>	<b>1</b>	—	
541	Professional, scientific & technical services .....	9 200	85 464	367 392	922	577	152	104	62	17	7	2	1	—	
5411	Legal services .....	1 616	11 762	54 948	210	132	37	19	17	5	—	—	—	—	
54111	Offices of lawyers .....	1 594	11 639	54 404	201	125	35	19	17	5	—	—	—	—	
541110	Offices of lawyers .....	1 594	11 639	54 404	201	125	35	19	17	5	—	—	—	—	
5412	Accounting, tax prep, bookkeep, payroll services .....	1 393	7 505	35 699	111	64	22	13	7	2	2	1	—	—	
54121	Accounting, tax prep, bookkeep, payroll services .....	1 393	7 505	35 699	111	64	22	13	7	2	2	1	—	—	
541211	Offices of certified public accountants .....	505	4 136	21 882	67	38	13	9	6	1	—	—	—	—	
541213	Tax preparation services .....	312	559	1 349	9	4	3	—	1	—	—	1	—	—	
541214	Payroll services .....	300	1 270	6 046	8	3	2	1	—	1	1	—	—	—	
541219	Other accounting services .....	276	1 540	6 422	27	19	4	3	—	—	1	—	—	—	
5413	Architectural, engineering & related services ...	2 768	24 170	113 383	195	99	32	32	20	9	2	1	—	—	
54131	Architectural services .....	397	3 626	19 252	46	26	10	5	3	2	—	—	—	—	
541310	Architectural services .....	397	3 626	19 252	46	26	10	5	3	2	—	—	—	—	
54133	Engineering services .....	2 077	18 291	83 379	107	44	15	25	14	6	2	1	—	—	
541330	Engineering services .....	2 077	18 291	83 379	107	44	15	25	14	6	2	1	—	—	
54137	Surveying, mapping (exc geophysical) services .....	134	811	3 986	12	8	2	—	1	1	—	—	—	—	
541370	Surveying, mapping (exc geophysical) services .....	134	811	3 986	12	8	2	—	1	1	—	—	—	—	
54138	Testing laboratories .....	108	1 119	5 089	10	5	2	1	2	—	—	—	—	—	
541380	Testing laboratories .....	108	1 119	5 089	10	5	2	1	2	—	—	—	—	—	
5414	Specialized design services .....	174	1 008	4 401	41	29	9	2	1	—	—	—	—	—	
5415	Computer systems design & related services ...	1 621	29 391	102 191	91	66	9	10	4	—	1	—	1	—	
54151	Computer systems design & related services ...	1 621	29 391	102 191	91	66	9	10	4	—	1	—	1	—	
541511	Custom computer programming services ...	349	3 247	15 680	35	28	2	3	1	—	1	—	—	—	
5416	Management, sci & tech consulting services .....	436	3 970	18 253	105	83	9	8	5	—	—	—	—	—	
54161	Management consulting services .....	338	3 129	14 434	82	63	9	7	3	—	—	—	—	—	
541611	Admin & gen management consulting services .....	193	1 675	7 651	39	28	7	1	3	—	—	—	—	—	
5418	Advertising & related services .....	360	2 938	12 904	60	38	11	6	4	1	—	—	—	—	
54181	Advertising agencies .....	184	1 734	7 719	26	16	6	1	2	1	—	—	—	—	
541810	Advertising agencies .....	184	1 734	7 719	26	16	6	1	2	1	—	—	—	—	
5419	Oth professional, scientific, technical services ...	776	3 988	22 674	96	57	21	12	4	—	2	—	—	—	
54192	Photographic services .....	110	364	1 690	25	17	6	1	1	—	—	—	—	—	
541921	Photography studios, portrait .....	102	316	1 513	21	13	6	1	1	—	—	—	—	—	
54194	Veterinary services .....	586	3 404	19 702	49	23	12	10	2	—	2	—	—	—	
541940	Veterinary services .....	586	3 404	19 702	49	23	12	10	2	—	2	—	—	—	

Note: Employment-size classes are indicated as follows: A—0 to 19; B—20 to 99; C—100 to 249; E—250 to 499; F—500 to 2,499; H—2,500 to 4,999; I—5,000 to 9,999; J—10,000 to 24,999; K—25,000 to 49,999; L—50,000 to 99,999; M—100,000 or more.



**Table 6. Counties—Employees, Payroll, and Establishments by Industry: 1999—Con.**

[Excludes most government employees, railroad employees, and self-employed persons. Size class 1 to 4 includes establishments with payroll, but no employees, during mid-March pay period. (D) denotes figures withheld to avoid disclosing data for individual companies; the data are included in broader industry totals. Detailed industries with 100 or more employees are shown if industry was not a (D). For explanation of terms, abbreviations, and data reliability/comparability, see introductory text]

NAICS code	Industry	Number of employees for week including March 12	Payroll (\$1,000)		Total number of establishments	Number of establishments by employment-size class									
			First quarter	Annual		1 to 4	5 to 9	10 to 19	20 to 49	50 to 99	100 to 249	250 to 499	500 to 999	1,000 or more	
<b>FAYETTE—Con.</b>															
<b>55</b>	<b>Management of companies &amp; enterprises . . . . .</b>	<b>2 356</b>	<b>28 778</b>	<b>123 795</b>	<b>75</b>	<b>23</b>	<b>16</b>	<b>11</b>	<b>10</b>	<b>11</b>	<b>2</b>	<b>2</b>	—	—	
551	Management of companies & enterprises . . . . .	2 356	28 778	123 795	75	23	16	11	10	11	2	2	—	—	
5511	Management of companies & enterprises . . . . .	2 356	28 778	123 795	75	23	16	11	10	11	2	2	—	—	
551114	Management of companies & enterprises . . . . .	2 356	28 778	123 795	75	23	16	11	10	11	2	2	—	—	
	Corp, subsidiary & regional managing offices . . . . .	2 130	24 055	109 121	62	18	15	8	8	9	2	2	—	—	
<b>56</b>	<b>Admin, support, waste mgt, remediation services . . . . .</b>	<b>9 610</b>	<b>33 702</b>	<b>160 743</b>	<b>385</b>	<b>189</b>	<b>68</b>	<b>45</b>	<b>37</b>	<b>20</b>	<b>19</b>	<b>5</b>	<b>2</b>	—	
561	Administrative & support services . . . . .	9 387	31 780	151 637	373	188	62	44	34	19	19	5	2	—	
5611	Office administrative services . . . . .	341	1 913	9 684	37	20	9	5	1	1	1	—	—	—	
56111	Office administrative services . . . . .	341	1 913	9 684	37	20	9	5	1	1	1	—	—	—	
561110	Office administrative services . . . . .	341	1 913	9 684	37	20	9	5	1	1	1	—	—	—	
5613	Employment services . . . . .	4 350	12 909	66 409	46	12	5	3	3	8	10	5	—	—	
56131	Employment placement agencies . . . . .	(C)	(D)	(D)	10	6	2	—	—	2	—	—	—	—	
56132	Temporary help services . . . . .	4 117	12 260	62 433	34	5	3	3	—	6	10	5	—	—	
561320	Temporary help services . . . . .	4 117	12 260	62 433	34	5	3	3	—	6	10	5	—	—	
5614	Business support services . . . . .	395	2 042	8 626	43	26	8	2	5	2	—	—	—	—	
56149	Other business support services . . . . .	124	636	2 788	10	6	2	1	—	1	—	—	—	—	
5615	Travel arrangement & reservation services . . . . .	318	1 717	8 369	30	15	9	2	3	—	1	—	—	—	
56151	Travel agencies . . . . .	(E)	(D)	(D)	28	15	9	1	2	—	1	—	—	—	
5616	Investigation & security services . . . . .	755	2 775	11 694	28	9	2	7	4	4	2	—	—	—	
56161	Investigation, guard & armored car services . . . . .	606	1 946	8 167	14	5	—	—	3	4	2	—	—	—	
56162	Security systems services . . . . .	149	829	3 527	14	4	2	7	1	—	—	—	—	—	
561621	Security systems services (except locksmiths) . . . . .	123	707	2 979	9	1	1	6	1	—	—	—	—	—	
5617	Services to buildings & dwellings . . . . .	1 720	4 743	22 490	155	92	22	18	16	3	4	—	—	—	
56171	Exterminating & pest control services . . . . .	139	663	3 260	12	5	1	4	2	—	—	—	—	—	
561710	Exterminating & pest control services . . . . .	139	663	3 260	12	5	1	4	2	—	—	—	—	—	
56172	Janitorial services . . . . .	1 125	2 883	13 039	67	33	8	9	12	2	3	—	—	—	
561720	Janitorial services . . . . .	1 125	2 883	13 039	67	33	8	9	12	2	3	—	—	—	
56173	Landscaping services . . . . .	387	920	4 993	54	37	10	3	2	1	1	—	—	—	
561730	Landscaping services . . . . .	387	920	4 993	54	37	10	3	2	1	1	—	—	—	
5619	Other support services . . . . .	1 480	5 478	23 346	31	13	7	5	2	1	1	—	2	—	
56191	Packaging & labeling services . . . . .	(F)	(D)	(D)	6	3	1	1	—	—	—	—	1	—	
56199	All other support services . . . . .	(F)	(D)	(D)	24	9	6	4	2	1	1	—	1	—	
562	Waste management & remediation services . . . . .	223	1 922	9 106	12	1	6	1	3	1	—	—	—	—	
5621	Waste collection . . . . .	158	1 406	6 864	5	—	2	—	2	1	—	—	—	—	
56211	Waste collection . . . . .	158	1 406	6 864	5	—	2	—	2	1	—	—	—	—	
562111	Solid waste collection . . . . .	158	1 406	6 864	5	—	2	—	2	1	—	—	—	—	
<b>61</b>	<b>Educational services . . . . .</b>	<b>2 079</b>	<b>9 320</b>	<b>41 887</b>	<b>80</b>	<b>32</b>	<b>12</b>	<b>18</b>	<b>10</b>	<b>3</b>	<b>4</b>	—	<b>1</b>	—	
611	Educational services . . . . .	2 079	9 320	41 887	80	32	12	18	10	3	4	—	1	—	
6111	Elementary & secondary schools . . . . .	688	3 196	13 406	16	2	1	5	4	2	2	—	—	—	
61111	Elementary & secondary schools . . . . .	688	3 196	13 406	16	2	1	5	4	2	2	—	—	—	
611110	Elementary & secondary schools . . . . .	688	3 196	13 406	16	2	1	5	4	2	2	—	—	—	
6113	Colleges, universities & professional schools . . . . .	825	3 118	12 880	6	—	—	3	—	1	1	—	1	—	
61131	Colleges, universities & professional schools . . . . .	825	3 118	12 880	6	—	—	3	—	1	1	—	1	—	
611310	Colleges, universities & professional schools . . . . .	825	3 118	12 880	6	—	—	3	—	1	1	—	1	—	
6114	Business schools & computer & mgt training . . . . .	264	2 048	11 471	10	4	1	1	3	—	1	—	—	—	
61143	Professional, management development training . . . . .	(C)	(D)	(D)	3	2	—	—	—	—	1	—	—	—	
6116	Other schools & instruction . . . . .	146	365	1 667	27	14	7	5	1	—	—	—	—	—	
<b>62</b>	<b>Health care and social assistance . . . . .</b>	<b>24 747</b>	<b>175 478</b>	<b>779 983</b>	<b>770</b>	<b>351</b>	<b>175</b>	<b>111</b>	<b>77</b>	<b>18</b>	<b>23</b>	<b>5</b>	<b>6</b>	<b>4</b>	
621	Ambulatory health care services . . . . .	7 748	70 581	315 263	570	280	136	78	52	11	9	3	1	—	
6211	Offices of physicians . . . . .	3 558	45 754	208 263	249	114	55	37	33	6	2	1	1	—	
62111	Offices of physicians . . . . .	3 558	45 754	208 263	249	114	55	37	33	6	2	1	1	—	
621111	Offices of physicians (exc mental health) . . . . .	3 495	45 134	205 258	230	99	52	36	33	6	2	1	1	—	
6212	Offices of dentists . . . . .	878	5 391	24 789	148	74	50	20	4	—	—	—	—	—	
62121	Offices of dentists . . . . .	878	5 391	24 789	148	74	50	20	4	—	—	—	—	—	
621210	Offices of dentists . . . . .	878	5 391	24 789	148	74	50	20	4	—	—	—	—	—	
6213	Offices of other health practitioners . . . . .	485	3 134	13 206	97	70	18	7	1	—	1	—	—	—	
62134	Offices of PT, OT, speech therapy & audiology . . . . .	244	1 473	5 622	16	5	7	2	1	—	1	—	—	—	
621340	Offices of PT, OT, speech therapy & audiology . . . . .	244	1 473	5 622	16	5	7	2	1	—	1	—	—	—	
6214	Outpatient care centers . . . . .	1 026	5 801	20 906	33	9	6	6	8	3	—	1	—	—	
62142	Outpatient mental health, substance abuse ctrs . . . . .	(C)	(D)	(D)	17	7	3	2	4	1	—	—	—	—	
62149	Other outpatient care centers . . . . .	(F)	(D)	(D)	13	1	3	2	4	2	—	1	—	—	
621498	All other outpatient care centers . . . . .	111	864	2 457	7	1	3	2	—	1	—	—	—	—	
6215	Medical & diagnostic laboratories . . . . .	456	3 682	17 291	19	8	3	2	4	1	1	—	—	—	
62151	Medical & diagnostic laboratories . . . . .	456	3 682	17 291	19	8	3	2	4	1	1	—	—	—	
621511	Medical laboratories . . . . .	342	2 740	12 744	8	2	3	—	1	1	1	—	—	—	
621512	Diagnostic Imaging centers . . . . .	114	942	4 547	11	6	—	2	3	—	—	—	—	—	
6216	Home health care services . . . . .	1 061	5 213	23 895	15	4	1	3	1	1	4	1	—	—	
62161	Home health care services . . . . .	1 061	5 213	23 895	15	4	1	3	1	1	4	1	—	—	
621610	Home health care services . . . . .	1 061	5 213	23 895	15	4	1	3	1	1	4	1	—	—	
6219	Other ambulatory health care services . . . . .	284	1 606	6 913	9	1	3	3	1	—	1	—	—	—	
62199	All other ambulatory health care services . . . . .	(E)	(D)	(D)	7	1	2	—	—	—	1	—	—	—	

Note: Employment-size classes are indicated as follows: A—0 to 19; B—20 to 99; C—100 to 249; E—250 to 499; F—500 to 999; G—1,000 to 2,499; H—2,500 to 4,999; I—5,000 to 9,999; J—10,000 to 24,999; K—25,000 to 49,999; L—50,000 to 99,999; M—100,000 or more.

**Table 6. Counties—Employees, Payroll, and Establishments by Industry: 1999—Con.**

[Excludes most government employees, railroad employees, and self-employed persons. Size class 1 to 4 includes establishments with payroll, but no employees, during mid-March pay period. (D) denotes figures withheld to avoid disclosing data for individual companies; the data are included in broader industry totals. Detailed industries with 100 or more employees are shown if industry was not a (D). For explanation of terms, abbreviations, and data reliability/comparability, see introductory text]

NAICS code	Industry	Number of employees for week including March 12	Payroll (\$1,000)		Total number of establishments	Number of establishments by employment-size class									
			First quarter	Annual		1 to 4	5 to 9	10 to 19	20 to 49	50 to 99	100 to 249	250 to 499	500 to 999	1,000 or more	
<b>FAYETTE—Con.</b>															
<b>62 Health care and social assistance—Con.</b>															
622	Hospitals .....	12 216	85 928	384 916	13	1	1	—	—	—	2	1	4	4	
6221	General medical & surgical hospitals .....	10 847	77 268	346 568	7	—	—	—	—	—	—	—	3	4	
62211	General medical & surgical hospitals .....	10 847	77 268	346 568	7	—	—	—	—	—	—	—	3	4	
622110	General medical & surgical hospitals .....	10 847	77 268	346 568	7	—	—	—	—	—	—	—	3	4	
6222	Psychiatric & substance abuse hospitals .....	(F)	(D)	(D)	4	1	1	—	—	—	1	1	—	—	
62221	Psychiatric & substance abuse hospitals .....	(F)	(D)	(D)	4	1	1	—	—	—	1	1	—	—	
6223	Other specialty hospitals .....	(F)	(D)	(D)	2	—	—	—	—	—	1	—	1	—	
62231	Other specialty hospitals .....	(F)	(D)	(D)	2	—	—	—	—	—	1	—	1	—	
623	Nursing & residential care facilities .....	3 074	13 033	53 356	39	5	6	6	5	4	11	1	1	—	
6231	Nursing care facilities .....	2 073	9 260	36 150	13	—	—	—	1	2	9	—	1	—	
62311	Nursing care facilities .....	2 073	9 260	36 150	13	—	—	—	1	2	9	—	1	—	
623110	Nursing care facilities .....	2 073	9 260	36 150	13	—	—	—	1	2	9	—	1	—	
6232	Residential mental retardation, health facil .....	482	1 852	8 668	7	1	1	—	3	1	—	1	—	—	
62321	Residential mental retardation facilities .....	447	1 728	8 044	4	—	—	—	2	1	—	1	—	—	
623210	Residential mental retardation facilities .....	447	1 728	8 044	4	—	—	—	2	1	—	1	—	—	
6233	Community care facilities for the elderly .....	416	1 611	7 223	14	3	5	3	—	1	2	—	—	—	
62331	Community care facilities for the elderly .....	416	1 611	7 223	14	3	5	3	—	1	2	—	—	—	
6239	Other residential care facilities .....	103	310	1 315	5	1	—	3	1	—	—	—	—	—	
62399	Other residential care facilities .....	103	310	1 315	5	1	—	3	1	—	—	—	—	—	
623990	Other residential care facilities .....	103	310	1 315	5	1	—	3	1	—	—	—	—	—	
624	Social assistance .....	1 709	5 936	26 448	148	65	32	27	20	3	1	—	—	—	
6241	Individual & family services .....	466	2 124	9 529	62	33	13	13	2	1	—	—	—	—	
62419	Other individual & family services .....	281	1 382	6 394	45	28	8	8	—	1	—	—	—	—	
624190	Other individual & family services .....	281	1 382	6 394	45	28	8	8	—	1	—	—	—	—	
6242	Community, emergency & other relief services ..	(C)	(D)	(D)	14	6	2	2	4	—	—	—	—	—	
62422	Community housing services .....	119	531	2 277	9	4	2	—	3	—	—	—	—	—	
6243	Vocational rehabilitation services .....	(C)	(D)	(D)	2	—	—	—	1	—	1	—	—	—	
62431	Vocational rehabilitation services .....	(C)	(D)	(D)	2	—	—	—	1	—	1	—	—	—	
6244	Child day care services .....	868	2 638	11 292	70	26	17	12	13	2	—	—	—	—	
62441	Child day care services .....	868	2 638	11 292	70	26	17	12	13	2	—	—	—	—	
624410	Child day care services .....	868	2 638	11 292	70	26	17	12	13	2	—	—	—	—	
71	<b>Arts, entertainment &amp; recreation .....</b>	<b>2 496</b>	<b>9 246</b>	<b>51 593</b>	<b>115</b>	<b>44</b>	<b>18</b>	<b>19</b>	<b>19</b>	<b>10</b>	<b>4</b>	<b>1</b>	<b>—</b>	<b>—</b>	
711	Performing arts, spectator sports & related industries .....	1 072	5 771	35 021	46	23	5	6	8	1	2	1	—	—	
7111	Performing arts companies .....	(C)	(D)	(D)	11	6	1	1	2	—	1	—	—	—	
71113	Musical groups & artists .....	137	170	653	5	3	—	1	—	—	1	—	—	—	
711130	Musical groups & artists .....	137	170	653	5	3	—	1	—	—	1	—	—	—	
7112	Spectator sports .....	691	3 355	23 358	29	12	4	5	6	1	—	1	—	—	
71121	Spectator sports .....	691	3 355	23 358	29	12	4	5	6	1	—	1	—	—	
7113	Promoters of entertainment events .....	(C)	(D)	(D)	2	1	—	—	—	—	1	—	—	—	
71132	Promoters of entertainment events without facility .....	(C)	(D)	(D)	1	—	—	—	—	—	1	—	—	—	
713	Amusement, gambling & recreation industries .....	1 385	3 351	15 941	64	19	13	10	11	9	2	—	—	—	
7139	Other amusement & recreation industries .....	1 357	3 280	15 648	60	18	11	9	11	9	2	—	—	—	
71391	Golf courses & country clubs .....	270	974	5 205	5	—	—	1	—	4	—	—	—	—	
713910	Golf courses & country clubs .....	270	974	5 205	5	—	—	1	—	4	—	—	—	—	
71394	Fitness & recreational sports centers .....	867	1 656	7 245	31	7	5	4	8	5	2	—	—	—	
713940	Fitness & recreational sports centers .....	867	1 656	7 245	31	7	5	4	8	5	2	—	—	—	
71395	Bowling centers .....	112	302	1 498	4	—	1	—	3	—	—	—	—	—	
713950	Bowling centers .....	112	302	1 498	4	—	1	—	3	—	—	—	—	—	
71399	All other amusement & recreation industries ..	108	348	1 700	20	11	5	4	—	—	—	—	—	—	
713990	All other amusement & recreation industries ..	108	348	1 700	20	11	5	4	—	—	—	—	—	—	
72	<b>Accommodation &amp; food services .....</b>	<b>15 206</b>	<b>37 514</b>	<b>170 911</b>	<b>632</b>	<b>191</b>	<b>76</b>	<b>99</b>	<b>178</b>	<b>70</b>	<b>15</b>	<b>3</b>	<b>—</b>	<b>—</b>	
721	Accommodation .....	2 230	7 300	35 081	81	29	13	12	18	4	3	2	—	—	
7211	Traveler accommodation .....	2 164	7 134	34 398	61	14	8	12	18	4	3	2	—	—	
72111	Hotels (exc casino hotels) & motels .....	2 164	7 134	34 398	61	14	8	12	18	4	3	2	—	—	
721110	Hotels (exc casino hotels) & motels .....	2 164	7 134	34 398	61	14	8	12	18	4	3	2	—	—	
722	Food services & drinking places .....	12 976	30 214	135 830	551	162	63	87	160	66	12	1	—	—	
7221	Full-service restaurants .....	7 121	16 840	76 034	214	65	15	23	52	48	10	1	—	—	
72211	Full-service restaurants .....	7 121	16 840	76 034	214	65	15	23	52	48	10	1	—	—	
722110	Full-service restaurants .....	7 121	16 840	76 034	214	65	15	23	52	48	10	1	—	—	
7222	Limited-service eating places .....	5 095	11 174	49 612	260	58	31	57	96	16	2	—	—	—	
72221	Limited-service eating places .....	5 095	11 174	49 612	260	58	31	57	96	16	2	—	—	—	
722211	Limited-service restaurants .....	4 674	10 080	44 466	226	48	21	50	90	15	2	—	—	—	
7223	Special food services .....	371	1 433	7 129	37	16	11	4	5	1	—	—	—	—	
72231	Food service contractors .....	317	1 308	6 282	26	9	9	3	4	1	—	—	—	—	
722310	Food service contractors .....	317	1 308	6 282	26	9	9	3	4	1	—	—	—	—	
7224	Drinking places (alcoholic beverages) .....	389	767	3 055	40	23	6	3	7	1	—	—	—	—	
72241	Drinking places (alcoholic beverages) .....	389	767	3 055	40	23	6	3	7	1	—	—	—	—	
722410	Drinking places (alcoholic beverages) .....	389	767	3 055	40	23	6	3	7	1	—	—	—	—	

Note: Employment-size classes are indicated as follows: A—0 to 19; B—20 to 99; C—100 to 249; E—250 to 499; F—500 to 999; G—1,000 to 2,499; H—2,500 to 4,999; I—5,000 to 9,999; J—10,000 to 24,999; K—25,000 to 49,999; L—50,000 to 99,999; M—100,000 or more.

**Table 6. Counties—Employees, Payroll, and Establishments by Industry: 1999—Con.**

[Excludes most government employees, railroad employees, and self-employed persons. Size class 1 to 4 includes establishments with payroll, but no employees, during mid-March pay period. (D) denotes figures withheld to avoid disclosing data for individual companies; the data are included in broader industry totals. Detailed industries with 100 or more employees are shown if industry was not a (D). For explanation of terms, abbreviations, and data reliability/comparability, see introductory text]

NAICS code	Industry	Number of employees for week including March 12	Payroll (\$1,000)		Total number of establishments	Number of establishments by employment-size class									
			First quarter	Annual		1 to 4	5 to 9	10 to 19	20 to 49	50 to 99	100 to 249	250 to 499	500 to 999	1,000 or more	
<b>FAYETTE—Con.</b>															
<b>81</b>	<b>Other services (except public administration)</b>	<b>6 758</b>	<b>30 474</b>	<b>129 220</b>	<b>778</b>	<b>416</b>	<b>195</b>	<b>107</b>	<b>42</b>	<b>14</b>	<b>3</b>	—	<b>1</b>	—	
811	Repair & maintenance	1 616	8 337	35 562	228	118	62	36	8	4	—	—	—	—	
8111	Automotive repair & maintenance	1 143	5 323	23 449	145	65	44	28	5	3	—	—	—	—	
81111	Automotive mechanical & electrical R&M	438	2 395	10 285	81	41	28	11	1	—	—	—	—	—	
811111	General automotive repair	282	1 518	6 607	57	31	18	8	—	—	—	—	—	—	
81112	Automotive body, paint, interior & glass repair	267	1 821	7 926	37	17	9	9	2	—	—	—	—	—	
811121	Automotive body, paint & interior R&M	223	1 544	6 697	29	12	7	8	2	—	—	—	—	—	
81119	Other automotive R&M	438	1 107	5 238	27	7	7	8	2	3	—	—	—	—	
811191	Automotive oil change & lubrication shops	171	593	2 767	13	2	4	5	2	—	—	—	—	—	
8112	Electronic & precision equipment R&M	137	997	3 125	21	14	3	3	—	1	—	—	—	—	
81121	Electronic & precision equipment R&M	137	997	3 125	21	14	3	3	—	1	—	—	—	—	
811212	Computer & office machine R&M	113	904	2 711	13	7	3	2	—	1	—	—	—	—	
8113	Commercial equipment (exc auto & elec) R&M	153	1 208	5 443	23	12	7	2	2	—	—	—	—	—	
81131	Commercial equipment (exc auto & elec) R&M	153	1 208	5 443	23	12	7	2	2	—	—	—	—	—	
811310	Commercial equipment (exc auto & elec) R&M	153	1 208	5 443	23	12	7	2	2	—	—	—	—	—	
8114	Personal & household goods R&M	183	809	3 545	39	27	8	3	1	—	—	—	—	—	
812	Personal & laundry services	1 803	6 602	28 798	241	137	59	28	11	5	1	—	—	—	
8121	Personal care services	599	1 801	8 031	107	61	23	18	5	—	—	—	—	—	
81211	Hair, nail & skin care services	442	1 530	6 945	84	48	19	15	2	—	—	—	—	—	
812112	Beauty salons	415	1 444	6 551	77	44	17	14	2	—	—	—	—	—	
81219	Other personal care services	157	271	1 086	23	13	4	3	3	—	—	—	—	—	
8122	Death care services	104	641	2 848	10	4	3	1	2	—	—	—	—	—	
8123	Drycleaning & laundry services	869	3 295	14 221	66	27	5	2	5	1	—	—	—	—	
81232	Drycleaning & laundry services (exc coin-op)	401	1 101	4 900	39	12	18	5	2	2	—	—	—	—	
812320	Drycleaning & laundry services (exc coin-op)	401	1 101	4 900	39	12	18	5	2	2	—	—	—	—	
81233	Linen & uniform supply	394	2 035	8 681	6	1	—	—	3	1	—	—	—	—	
8129	Other personal services	231	865	3 698	58	45	7	4	2	—	—	—	—	—	
813	Religious, grantmaking, civic, prof & like organizations	3 339	15 535	64 860	309	161	74	43	23	5	2	—	1	—	
8131	Religious organizations	2 289	7 668	31 494	160	69	46	25	13	5	1	—	1	—	
81311	Religious organizations	2 289	7 668	31 494	160	69	46	25	13	5	1	—	1	—	
813110	Religious organizations	2 289	7 668	31 494	160	69	46	25	13	5	1	—	1	—	
8132	Grantmaking & giving services	106	569	2 260	19	14	2	2	1	—	—	—	—	—	
81321	Grantmaking & giving services	106	569	2 260	19	14	2	2	1	—	—	—	—	—	
8133	Social advocacy organizations	134	1 004	4 402	18	10	4	2	2	—	—	—	—	—	
81331	Social advocacy organizations	134	1 004	4 402	18	10	4	2	2	—	—	—	—	—	
8134	Civic & social organizations	154	771	3 323	27	18	4	3	2	—	—	—	—	—	
81341	Civic & social organizations	154	771	3 323	27	18	4	3	2	—	—	—	—	—	
813410	Civic & social organizations	154	771	3 323	27	18	4	3	2	—	—	—	—	—	
8139	Business, labor, political, like organizations	656	5 523	23 381	85	50	18	11	5	—	1	—	—	—	
81391	Business associations	377	3 753	15 199	29	14	8	3	3	—	1	—	—	—	
813910	Business associations	377	3 753	15 199	29	14	8	3	3	—	1	—	—	—	
81399	Oth similar organizations (exc business, prof, labor, pol)	123	534	2 356	24	13	5	6	—	—	—	—	—	—	
813990	Oth similar organizations (exc business, prof, labor, pol)	123	534	2 356	24	13	5	6	—	—	—	—	—	—	
<b>95</b>	<b>Auxiliaries (exc corporate, subsidiary &amp; regional mgt)</b>	<b>338</b>	<b>2 458</b>	<b>10 579</b>	<b>23</b>	<b>7</b>	<b>6</b>	<b>6</b>	<b>3</b>	<b>1</b>	—	—	—	—	
<b>99</b>	<b>Unclassified establishments</b>	<b>(B)</b>	<b>(D)</b>	<b>(D)</b>	<b>59</b>	<b>54</b>	<b>4</b>	<b>1</b>	—	—	—	—	—	—	
<b>FLEMING</b>															
	<b>Total</b>	<b>2 604</b>	<b>11 242</b>	<b>51 947</b>	<b>274</b>	<b>163</b>	<b>54</b>	<b>32</b>	<b>17</b>	<b>2</b>	<b>6</b>	—	—	—	
<b>11</b>	<b>Forestry, fishing, hunting, and agriculture support</b>	<b>(A)</b>	<b>(D)</b>	<b>(D)</b>	<b>1</b>	<b>1</b>	—	—	—	—	—	—	—	—	
<b>21</b>	<b>Mining</b>	<b>(A)</b>	<b>(D)</b>	<b>(D)</b>	<b>1</b>	—	—	<b>1</b>	—	—	—	—	—	—	
<b>22</b>	<b>Utilities</b>	<b>(B)</b>	<b>(D)</b>	<b>(D)</b>	<b>3</b>	<b>1</b>	<b>1</b>	—	<b>1</b>	—	—	—	—	—	
<b>23</b>	<b>Construction</b>	<b>61</b>	<b>266</b>	<b>2 298</b>	<b>26</b>	<b>22</b>	<b>3</b>	<b>1</b>	—	—	—	—	—	—	
<b>31-33</b>	<b>Manufacturing</b>	<b>663</b>	<b>3 392</b>	<b>16 099</b>	<b>26</b>	<b>12</b>	<b>6</b>	<b>3</b>	<b>1</b>	<b>1</b>	<b>3</b>	—	—	—	
321	Wood product mfg	364	1 757	9 080	12	3	5	1	1	1	1	—	—	—	
3219	Other wood product mfg	255	1 429	7 454	6	2	1	1	1	—	1	—	—	—	
32199	All other wood product mfg	(C)	(D)	(D)	3	1	—	1	—	—	1	—	—	—	
336	Transportation equipment mfg	263	1 526	6 338	3	—	—	1	—	—	2	—	—	—	
3363	Motor vehicle parts mfg	263	1 526	6 338	3	—	—	1	—	—	2	—	—	—	
33636	Motor vehicle seating & interior trim mfg	(C)	(D)	(D)	1	—	—	—	—	—	1	—	—	—	
33637	Motor vehicle metal stamping	(C)	(D)	(D)	1	—	—	—	—	—	1	—	—	—	
<b>42</b>	<b>Wholesale trade</b>	<b>140</b>	<b>396</b>	<b>2 271</b>	<b>18</b>	<b>11</b>	<b>3</b>	<b>2</b>	<b>2</b>	—	—	—	—	—	
<b>44-45</b>	<b>Retail trade</b>	<b>578</b>	<b>2 240</b>	<b>9 712</b>	<b>77</b>	<b>36</b>	<b>19</b>	<b>15</b>	<b>6</b>	<b>1</b>	—	—	—	—	
441	Motor vehicle & parts dealers	142	734	3 059	14	4	5	2	3	—	—	—	—	—	
4411	Automobile dealers	101	575	2 447	8	3	1	1	3	—	—	—	—	—	
445	Food & beverage stores	119	281	1 255	12	7	3	—	1	1	—	—	—	—	
4451	Grocery stores	(C)	(D)	(D)	10	6	2	—	1	1	—	—	—	—	

Note: Employment-size classes are indicated as follows: A—0 to 19; B—20 to 99; C—100 to 249; E—250 to 499; F—500 to 999; G—1,000 to 2,499; H—2,500 to 4,999; I—5,000 to 9,999; J—10,000 to 24,999; K—25,000 to 49,999; L—50,000 to 99,999; M—100,000 or more.

**Table 6. Counties—Employees, Payroll, and Establishments by Industry: 1999—Con.**

[Excludes most government employees, railroad employees, and self-employed persons. Size class 1 to 4 includes establishments with payroll, but no employees, during mid-March pay period. (D) denotes figures withheld to avoid disclosing data for individual companies; the data are included in broader industry totals. Detailed industries with 100 or more employees are shown if industry was not a (D). For explanation of terms, abbreviations, and data reliability/comparability, see introductory text]

NAICS code	Industry	Number of employees for week including March 12	Payroll (\$1,000)		Total number of establishments	Number of establishments by employment-size class									
			First quarter	Annual		1 to 4	5 to 9	10 to 19	20 to 49	50 to 99	100 to 249	250 to 499	500 to 999	1,000 or more	
<b>FLEMING—Con.</b>															
48-49	<b>Transportation &amp; warehousing</b> .....	50	274	1 417	14	12	1	—	1	—	—	—	—	—	
51	<b>Information</b> .....	(B)	(D)	(D)	5	2	2	1	—	—	—	—	—	—	
52	<b>Finance &amp; insurance</b> .....	137	748	2 741	16	8	5	1	2	—	—	—	—	—	
522	Credit intermediation & related activities .....	105	663	2 410	10	4	4	—	2	—	—	—	—	—	
53	<b>Real estate &amp; rental &amp; leasing</b> .....	12	27	128	7	6	1	—	—	—	—	—	—	—	
54	<b>Professional, scientific &amp; technical services</b> .....	48	92	388	9	4	3	2	—	—	—	—	—	—	
56	<b>Admin, support, waste mgt, remediation services</b> .....	9	19	447	6	6	—	—	—	—	—	—	—	—	
62	<b>Health care and social assistance</b> .....	569	2 388	10 174	17	5	5	2	2	—	3	—	—	—	
621	Ambulatory health care services .....	118	734	3 212	13	4	5	2	2	—	—	—	—	—	
622	Hospitals .....	(C)	(D)	(D)	1	—	—	—	—	—	1	—	—	—	
6221	General medical & surgical hospitals .....	(C)	(D)	(D)	1	—	—	—	—	—	1	—	—	—	
62211	General medical & surgical hospitals .....	(C)	(D)	(D)	1	—	—	—	—	—	1	—	—	—	
623	Nursing & residential care facilities .....	(C)	(D)	(D)	1	—	—	—	—	—	1	—	—	—	
6231	Nursing care facilities .....	(C)	(D)	(D)	1	—	—	—	—	—	1	—	—	—	
62311	Nursing care facilities .....	(C)	(D)	(D)	1	—	—	—	—	—	1	—	—	—	
624	Social assistance .....	(C)	(D)	(D)	2	1	—	—	—	—	1	—	—	—	
6241	Individual & family services .....	(C)	(D)	(D)	1	—	—	—	—	—	1	—	—	—	
62419	Other individual & family services .....	(C)	(D)	(D)	1	—	—	—	—	—	1	—	—	—	
71	<b>Arts, entertainment &amp; recreation</b> .....	(A)	(D)	(D)	3	2	1	—	—	—	—	—	—	—	
72	<b>Accommodation &amp; food services</b> .....	143	263	1 159	7	1	—	4	2	—	—	—	—	—	
722	Food services & drinking places .....	(C)	(D)	(D)	6	—	—	4	2	—	—	—	—	—	
81	<b>Other services (except public administration)</b> .....	75	231	1 015	36	32	4	—	—	—	—	—	—	—	
99	<b>Unclassified establishments</b> .....	(A)	(D)	(D)	2	2	—	—	—	—	—	—	—	—	
<b>FLOYD</b>															
	<b>Total</b> .....	9 598	58 542	237 337	850	471	184	97	67	18	10	1	2	—	
11	<b>Forestry, fishing, hunting, and agriculture support</b> .....	(A)	(D)	(D)	1	1	—	—	—	—	—	—	—	—	
21	<b>Mining</b> .....	883	7 880	30 459	43	13	7	8	14	—	—	1	—	—	
211	Oil & gas extraction .....	140	1 566	6 251	9	4	1	1	3	—	—	—	—	—	
2111	Oil & gas extraction .....	140	1 566	6 251	9	4	1	1	3	—	—	—	—	—	
21111	Oil & gas extraction .....	140	1 566	6 251	9	4	1	1	3	—	—	—	—	—	
212	Mining (except oil & gas) .....	(F)	(D)	(D)	26	4	5	5	11	—	—	1	—	—	
2121	Coal mining .....	692	5 848	22 204	25	4	4	5	11	—	—	1	—	—	
21211	Coal mining .....	692	5 848	22 204	25	4	4	5	11	—	—	1	—	—	
212111	Bituminous coal & lignite surface mining .....	123	1 008	4 460	6	1	1	1	3	—	—	—	—	—	
212112	Bituminous coal underground mining .....	569	4 840	17 744	19	3	3	4	8	—	—	1	—	—	
22	<b>Utilities</b> .....	48	554	2 280	13	9	4	—	—	—	—	—	—	—	
23	<b>Construction</b> .....	493	2 853	13 118	58	30	12	7	8	1	—	—	—	—	
234	Heavy construction .....	292	1 890	8 775	18	3	7	2	5	1	—	—	—	—	
2341	Highway, street, bridge & tunnel construction ...	122	923	4 480	4	—	2	—	1	1	—	—	—	—	
2349	Other heavy construction .....	170	967	4 295	14	3	5	2	4	—	—	—	—	—	
23499	All other heavy construction .....	107	604	2 752	10	3	4	—	3	—	—	—	—	—	
234990	All other heavy construction .....	107	604	2 752	10	3	4	—	3	—	—	—	—	—	
235	Special trade contractors .....	134	594	2 673	29	20	3	5	1	—	—	—	—	—	
31-33	<b>Manufacturing</b> .....	302	2 241	8 196	16	7	2	4	2	—	1	—	—	—	
336	Transportation equipment mfg .....	(C)	(D)	(D)	2	—	—	—	1	—	1	—	—	—	
3362	Motor vehicle body & trailer mfg .....	(C)	(D)	(D)	2	—	—	—	1	—	1	—	—	—	
33621	Motor vehicle body & trailer mfg .....	(C)	(D)	(D)	2	—	—	—	1	—	1	—	—	—	
42	<b>Wholesale trade</b> .....	793	5 031	21 344	56	21	17	9	4	5	—	—	—	—	
421	Wholesale trade, durable goods .....	450	3 025	13 003	41	15	15	7	2	2	—	—	—	—	
4211	Motor vehicle, motor vehicle pt & supply whsle .	212	1 235	5 437	8	2	3	1	—	2	—	—	—	—	
42111	Automobile & other motor vehicle whsle .....	184	1 123	4 980	4	1	—	1	—	2	—	—	—	—	
421110	Automobile & other motor vehicle whsle ...	184	1 123	4 980	4	1	—	1	—	2	—	—	—	—	
4218	Machinery, equipment & supplies whsle .....	158	1 419	5 969	17	5	7	3	2	—	—	—	—	—	
42181	Const & mining (exc petroleum) equip whsle .	128	1 287	5 159	11	3	3	3	2	—	—	—	—	—	
421810	Const & mining (exc petroleum) equip whsle .....	128	1 287	5 159	11	3	3	3	2	—	—	—	—	—	
422	Wholesale trade, nondurable goods .....	343	2 006	8 341	15	6	2	2	2	3	—	—	—	—	
4226	Chemical & allied products whsle .....	166	950	3 856	4	—	—	2	—	2	—	—	—	—	
42269	Other chemical & allied products whsle .....	166	950	3 856	4	—	—	2	—	2	—	—	—	—	
422690	Other chemical & allied products whsle .....	166	950	3 856	4	—	—	2	—	2	—	—	—	—	

Note: Employment-size classes are indicated as follows: A—0 to 19; B—20 to 99; C—100 to 249; E—250 to 499; F—500 to 999; G—1,000 to 2,499; H—2,500 to 4,999; I—5,000 to 9,999; J—10,000 to 24,999; K—25,000 to 49,999; L—50,000 to 99,999; M—100,000 or more.

**Table 6. Counties—Employees, Payroll, and Establishments by Industry: 1999—Con.**

[Excludes most government employees, railroad employees, and self-employed persons. Size class 1 to 4 includes establishments with payroll, but no employees, during mid-March pay period. (D) denotes figures withheld to avoid disclosing data for individual companies; the data are included in broader industry totals. Detailed industries with 100 or more employees are shown if industry was not a (D). For explanation of terms, abbreviations, and data reliability/comparability, see introductory text]

NAICS code	Industry	Number of employees for week including March 12	Payroll (\$1,000)		Total number of establishments	Number of establishments by employment-size class								
			First quarter	Annual		1 to 4	5 to 9	10 to 19	20 to 49	50 to 99	100 to 249	250 to 499	500 to 999	1,000 or more
<b>FLOYD—Con.</b>														
<b>44-45</b>	<b>Retail trade</b> .....	<b>1 485</b>	<b>5 839</b>	<b>24 600</b>	<b>180</b>	<b>91</b>	<b>51</b>	<b>24</b>	<b>12</b>	<b>1</b>	<b>1</b>	-	-	-
441	Motor vehicle & parts dealers .....	185	1 036	4 447	23	13	4	3	3	-	-	-	-	-
4411	Automobile dealers .....	111	715	3 044	10	5	2	-	3	-	-	-	-	-
44111	New car dealers .....	104	667	2 790	6	2	1	-	3	-	-	-	-	-
441110	New car dealers .....	104	667	2 790	6	2	1	-	3	-	-	-	-	-
445	Food & beverage stores .....	324	868	3 688	31	21	2	2	5	1	-	-	-	-
4451	Grocery stores .....	297	800	3 412	21	13	-	2	5	1	-	-	-	-
44511	Grocery (except convenience) stores .....	294	795	3 378	18	10	-	2	5	1	-	-	-	-
445110	Grocery (except convenience) stores .....	294	795	3 378	18	10	-	2	5	1	-	-	-	-
446	Health & personal care stores .....	118	735	3 383	16	7	4	4	1	-	-	-	-	-
4461	Health & personal care stores .....	118	735	3 383	16	7	4	4	1	-	-	-	-	-
44611	Pharmacies & drug stores .....	112	685	3 164	13	4	4	4	1	-	-	-	-	-
446110	Pharmacies & drug stores .....	112	685	3 164	13	4	4	4	1	-	-	-	-	-
447	Gasoline stations .....	231	711	3 020	33	9	15	9	-	-	-	-	-	-
4471	Gasoline stations .....	231	711	3 020	33	9	15	9	-	-	-	-	-	-
44711	Gasoline stations with convenience stores .....	158	490	2 123	20	5	8	7	-	-	-	-	-	-
447110	Gasoline stations with convenience stores .....	158	490	2 123	20	5	8	7	-	-	-	-	-	-
452	General merchandise stores .....	280	1 100	4 157	13	5	6	-	1	-	1	-	-	-
4521	Department stores .....	(C)	(D)	(D)	1	-	-	-	-	-	1	-	-	-
45211	Department stores .....	(C)	(D)	(D)	1	-	-	-	-	-	1	-	-	-
<b>48-49</b>	<b>Transportation &amp; warehousing</b> .....	<b>330</b>	<b>1 929</b>	<b>8 011</b>	<b>60</b>	<b>44</b>	<b>4</b>	<b>8</b>	<b>3</b>	<b>1</b>	-	-	-	-
484	Truck transportation .....	162	963	4 130	48	40	1	7	-	-	-	-	-	-
4842	Specialized freight trucking .....	(C)	(D)	(D)	38	32	1	5	-	-	-	-	-	-
48422	Specialized freight (exc used) trucking, local .....	119	650	2 702	36	30	1	5	-	-	-	-	-	-
484220	Specialized freight (exc used) trucking, local .....	119	650	2 702	36	30	1	5	-	-	-	-	-	-
485	Transit & ground passenger transportation .....	(C)	(D)	(D)	7	2	2	1	1	1	-	-	-	-
<b>51</b>	<b>Information</b> .....	<b>269</b>	<b>1 704</b>	<b>7 348</b>	<b>17</b>	<b>10</b>	-	<b>3</b>	<b>2</b>	<b>2</b>	-	-	-	-
513	Broadcasting & telecommunications .....	212	1 456	6 408	13	8	-	2	1	2	-	-	-	-
5133	Telecommunications .....	127	1 009	4 547	9	7	-	-	1	1	-	-	-	-
51331	Wired telecommunications carriers .....	(C)	(D)	(D)	5	3	-	-	1	1	-	-	-	-
<b>52</b>	<b>Finance &amp; insurance</b> .....	<b>269</b>	<b>1 763</b>	<b>6 945</b>	<b>39</b>	<b>20</b>	<b>14</b>	<b>2</b>	<b>1</b>	-	-	-	-	-
522	Credit intermediation & related activities .....	202	1 283	5 198	21	7	10	2	1	1	-	-	-	-
5221	Depository credit intermediation .....	175	1 148	4 654	13	1	8	2	1	1	-	-	-	-
52211	Commercial banking .....	175	1 148	4 654	13	1	8	2	1	1	-	-	-	-
522110	Commercial banking .....	175	1 148	4 654	13	1	8	2	1	1	-	-	-	-
<b>53</b>	<b>Real estate &amp; rental &amp; leasing</b> .....	<b>118</b>	<b>460</b>	<b>2 082</b>	<b>33</b>	<b>24</b>	<b>8</b>	<b>1</b>	-	-	-	-	-	-
<b>54</b>	<b>Professional, scientific &amp; technical services</b> .....	<b>294</b>	<b>1 924</b>	<b>8 760</b>	<b>62</b>	<b>40</b>	<b>15</b>	<b>6</b>	<b>1</b>	-	-	-	-	-
541	Professional, scientific & technical services .....	294	1 924	8 760	62	40	15	6	1	-	-	-	-	-
5411	Legal services .....	128	954	4 051	26	14	9	3	-	-	-	-	-	-
54111	Offices of lawyers .....	128	954	4 051	26	14	9	3	-	-	-	-	-	-
541110	Offices of lawyers .....	128	954	4 051	26	14	9	3	-	-	-	-	-	-
5413	Architectural, engineering & related services .....	114	728	3 635	14	7	3	3	1	-	-	-	-	-
<b>55</b>	<b>Management of companies &amp; enterprises</b> .....	<b>(F)</b>	<b>(D)</b>	<b>(D)</b>	<b>5</b>	<b>2</b>	-	<b>1</b>	-	<b>1</b>	-	-	<b>1</b>	-
551	Management of companies & enterprises .....	(F)	(D)	(D)	5	2	-	1	-	1	-	-	1	-
5511	Management of companies & enterprises .....	(F)	(D)	(D)	5	2	-	1	-	1	-	-	1	-
55111	Management of companies & enterprises .....	(F)	(D)	(D)	5	2	-	1	-	1	-	-	1	-
<b>56</b>	<b>Admin, support, waste mgt, remediation services</b> .....	<b>564</b>	<b>3 669</b>	<b>15 374</b>	<b>21</b>	<b>9</b>	<b>2</b>	<b>2</b>	<b>4</b>	<b>2</b>	<b>2</b>	-	-	-
561	Administrative & support services .....	(E)	(D)	(D)	19	9	2	2	3	2	1	-	-	-
5612	Facilities support services .....	(C)	(D)	(D)	2	-	1	-	-	-	1	-	-	-
56121	Facilities support services .....	(C)	(D)	(D)	2	-	1	-	-	-	1	-	-	-
5616	Investigation & security services .....	112	329	1 547	5	1	-	1	3	-	-	-	-	-
562	Waste management & remediation services .....	(C)	(D)	(D)	2	-	-	-	1	-	1	-	-	-
5629	Remediation & oth waste management services .....	(C)	(D)	(D)	1	-	-	-	-	-	1	-	-	-
56299	All other waste management services .....	(C)	(D)	(D)	1	-	-	-	-	-	1	-	-	-
<b>61</b>	<b>Educational services</b> .....	<b>(A)</b>	<b>(D)</b>	<b>(D)</b>	<b>2</b>	<b>1</b>	-	<b>1</b>	-	-	-	-	-	-
<b>62</b>	<b>Health care and social assistance</b> .....	<b>1 933</b>	<b>12 542</b>	<b>49 229</b>	<b>109</b>	<b>68</b>	<b>21</b>	<b>8</b>	<b>5</b>	<b>1</b>	<b>5</b>	-	<b>1</b>	-
621	Ambulatory health care services .....	676	4 814	20 065	83	56	15	6	4	1	1	-	-	-
6211	Offices of physicians .....	179	1 866	7 735	35	21	10	3	1	-	-	-	-	-
62111	Offices of physicians .....	179	1 866	7 735	35	21	10	3	1	-	-	-	-	-
621111	Offices of physicians (exc mental health) .....	179	1 866	7 735	35	21	10	3	1	-	-	-	-	-
6214	Outpatient care centers .....	224	1 447	6 137	5	2	-	-	2	-	1	-	-	-
62142	Outpatient mental health, substance abuse ctrs .....	(C)	(D)	(D)	2	1	-	-	-	-	1	-	-	-
6216	Home health care services .....	(C)	(D)	(D)	2	1	-	-	-	-	1	-	-	-
62161	Home health care services .....	(C)	(D)	(D)	2	1	-	-	-	-	1	-	-	-
622	Hospitals .....	910	6 348	23 760	3	-	-	-	-	-	2	-	1	-
6221	General medical & surgical hospitals .....	910	6 348	23 760	3	-	-	-	-	-	2	-	1	-
62211	General medical & surgical hospitals .....	910	6 348	23 760	3	-	-	-	-	-	2	-	1	-
622110	General medical & surgical hospitals .....	910	6 348	23 760	3	-	-	-	-	-	2	-	1	-

Note: Employment-size classes are indicated as follows: A—0 to 19; B—20 to 99; C—100 to 249; E—250 to 499; F—500 to 999; G—1,000 to 2,499; H—2,500 to 4,999; I—5,000 to 9,999; J—10,000 to 24,999; K—25,000 to 49,999; L—50,000 to 99,999; M—100,000 or more.

**Table 6. Counties—Employees, Payroll, and Establishments by Industry: 1999—Con.**

[Excludes most government employees, railroad employees, and self-employed persons. Size class 1 to 4 includes establishments with payroll, but no employees, during mid-March pay period. (D) denotes figures withheld to avoid disclosing data for individual companies; the data are included in broader industry totals. Detailed industries with 100 or more employees are shown if industry was not a (D). For explanation of terms, abbreviations, and data reliability/comparability, see introductory text]

NAICS code	Industry	Number of employees for week including March 12	Payroll (\$1,000)		Total number of establishments	Number of establishments by employment-size class									
			First quarter	Annual		1 to 4	5 to 9	10 to 19	20 to 49	50 to 99	100 to 249	250 to 499	500 to 999	1,000 or more	
<b>FLOYD—Con.</b>															
<b>62 Health care and social assistance—Con.</b>															
623	Nursing & residential care facilities	147	615	1 955	3	—	—	2	—	—	1	—	—	—	
6231	Nursing care facilities	(C)	(D)	(D)	1	—	—	—	—	—	1	—	—	—	
62311	Nursing care facilities	(C)	(D)	(D)	1	—	—	—	—	—	1	—	—	—	
624	Social assistance	200	765	3 449	20	12	6	—	1	—	1	—	—	—	
6243	Vocational rehabilitation services	(C)	(D)	(D)	3	1	1	—	—	—	1	—	—	—	
62431	Vocational rehabilitation services	(C)	(D)	(D)	3	1	1	—	—	—	1	—	—	—	
<b>71</b>	<b>Arts, entertainment &amp; recreation</b>	<b>35</b>	<b>102</b>	<b>735</b>	<b>6</b>	<b>4</b>	<b>1</b>	<b>—</b>	<b>1</b>	<b>—</b>	<b>—</b>	<b>—</b>	<b>—</b>	<b>—</b>	
<b>72</b>	<b>Accommodation &amp; food services</b>	<b>720</b>	<b>1 474</b>	<b>6 584</b>	<b>47</b>	<b>18</b>	<b>10</b>	<b>8</b>	<b>8</b>	<b>2</b>	<b>1</b>	<b>—</b>	<b>—</b>	<b>—</b>	
721	Accommodation	100	214	1 020	5	1	1	1	1	1	—	—	—	—	
7211	Traveler accommodation	100	214	1 020	5	1	1	1	1	1	—	—	—	—	
72111	Hotels (exc casino hotels) & motels	100	214	1 020	5	1	1	1	1	1	—	—	—	—	
721110	Hotels (exc casino hotels) & motels	100	214	1 020	5	1	1	1	1	1	—	—	—	—	
722	Food services & drinking places	620	1 260	5 564	42	17	9	7	7	1	1	—	—	—	
7221	Full-service restaurants	(C)	(D)	(D)	17	9	6	—	1	1	—	—	—	—	
72211	Full-service restaurants	(C)	(D)	(D)	17	9	6	—	1	1	—	—	—	—	
7222	Limited-service eating places	433	828	3 730	22	5	3	7	6	—	1	—	—	—	
72221	Limited-service eating places	433	828	3 730	22	5	3	7	6	—	1	—	—	—	
722211	Limited-service restaurants	433	828	3 730	22	5	3	7	6	—	1	—	—	—	
<b>81</b>	<b>Other services (except public administration)</b>	<b>279</b>	<b>1 059</b>	<b>4 872</b>	<b>69</b>	<b>47</b>	<b>16</b>	<b>5</b>	<b>1</b>	<b>—</b>	<b>—</b>	<b>—</b>	<b>—</b>	<b>—</b>	
811	Repair & maintenance	105	559	2 353	24	14	8	2	—	—	—	—	—	—	
813	Religious, grantmaking, civic, prof & like organizations	128	325	1 366	33	25	5	2	1	—	—	—	—	—	
<b>95</b>	<b>Auxiliaries (exc corporate, subsidiary &amp; regional mgt)</b>	<b>(B)</b>	<b>(D)</b>	<b>(D)</b>	<b>1</b>	<b>—</b>	<b>—</b>	<b>—</b>	<b>—</b>	<b>1</b>	<b>—</b>	<b>—</b>	<b>—</b>	<b>—</b>	
<b>99</b>	<b>Unclassified establishments</b>	<b>(A)</b>	<b>(D)</b>	<b>(D)</b>	<b>12</b>	<b>12</b>	<b>—</b>	<b>—</b>	<b>—</b>	<b>—</b>	<b>—</b>	<b>—</b>	<b>—</b>	<b>—</b>	
<b>FRANKLIN</b>															
	<b>Total</b>	<b>15 687</b>	<b>85 926</b>	<b>375 438</b>	<b>1 151</b>	<b>594</b>	<b>254</b>	<b>144</b>	<b>107</b>	<b>29</b>	<b>15</b>	<b>5</b>	<b>3</b>	<b>—</b>	
<b>11</b>	<b>Forestry, fishing, hunting, and agriculture support</b>	<b>(A)</b>	<b>(D)</b>	<b>(D)</b>	<b>3</b>	<b>2</b>	<b>—</b>	<b>1</b>	<b>—</b>	<b>—</b>	<b>—</b>	<b>—</b>	<b>—</b>	<b>—</b>	
<b>21</b>	<b>Mining</b>	<b>(B)</b>	<b>(D)</b>	<b>(D)</b>	<b>2</b>	<b>1</b>	<b>—</b>	<b>—</b>	<b>1</b>	<b>—</b>	<b>—</b>	<b>—</b>	<b>—</b>	<b>—</b>	
<b>22</b>	<b>Utilities</b>	<b>(B)</b>	<b>(D)</b>	<b>(D)</b>	<b>2</b>	<b>—</b>	<b>1</b>	<b>1</b>	<b>—</b>	<b>—</b>	<b>—</b>	<b>—</b>	<b>—</b>	<b>—</b>	
<b>23</b>	<b>Construction</b>	<b>906</b>	<b>5 407</b>	<b>25 317</b>	<b>101</b>	<b>55</b>	<b>24</b>	<b>11</b>	<b>10</b>	<b>—</b>	<b>1</b>	<b>—</b>	<b>—</b>	<b>—</b>	
233	Building, developing & general contracting	161	849	3 818	28	19	3	3	3	—	—	—	—	—	
2332	Residential building construction	109	462	2 092	22	16	2	3	1	—	—	—	—	—	
23321	Single-family housing construction	109	462	2 092	22	16	2	3	1	—	—	—	—	—	
233210	Single-family housing construction	109	462	2 092	22	16	2	3	1	—	—	—	—	—	
234	Heavy construction	132	725	4 806	10	4	1	2	3	—	—	—	—	—	
235	Special trade contractors	613	3 833	16 693	63	32	20	6	4	—	1	—	—	—	
2351	Plumbing, heating & AC contractor	144	781	3 374	17	4	10	—	3	—	—	—	—	—	
23511	Plumbing, heating & AC contractor	144	781	3 374	17	4	10	—	3	—	—	—	—	—	
235110	Plumbing, heating & AC contractor	144	781	3 374	17	4	10	—	3	—	—	—	—	—	
2353	Electrical contractors	311	2 451	9 826	9	4	1	2	1	—	1	—	—	—	
23531	Electrical contractors	311	2 451	9 826	9	4	1	2	1	—	1	—	—	—	
235310	Electrical contractors	311	2 451	9 826	9	4	1	2	1	—	1	—	—	—	
<b>31-33</b>	<b>Manufacturing</b>	<b>3 036</b>	<b>22 773</b>	<b>99 933</b>	<b>43</b>	<b>13</b>	<b>7</b>	<b>5</b>	<b>6</b>	<b>2</b>	<b>6</b>	<b>3</b>	<b>1</b>	<b>—</b>	
312	Beverage & tobacco product mfg	(E)	(D)	(D)	3	—	1	—	—	—	2	—	—	—	
3121	Beverage mfg	(E)	(D)	(D)	3	—	1	—	—	—	2	—	—	—	
31214	Distilleries	(E)	(D)	(D)	3	—	1	—	—	—	2	—	—	—	
326	Plastics & rubber products mfg	(E)	(D)	(D)	2	—	—	—	1	—	—	1	—	—	
3261	Plastics product mfg	(E)	(D)	(D)	2	—	—	—	1	—	—	1	—	—	
32619	Other plastics product mfg	(E)	(D)	(D)	2	—	—	—	1	—	—	1	—	—	
332	Fabricated metal product mfg	998	6 190	31 601	13	—	3	3	2	1	3	1	—	—	
3323	Architectural & structural metals mfg	225	1 660	6 961	5	—	1	2	—	1	1	—	—	—	
33231	Plate work & fabricated structural prod mfg	(C)	(D)	(D)	1	—	—	—	—	—	1	—	—	—	
33232	Ornamental & architectural metal prod mfg	(C)	(D)	(D)	4	—	1	2	—	1	—	—	—	—	
3325	Hardware mfg	(E)	(D)	(D)	1	—	—	—	—	—	—	1	—	—	
33251	Hardware mfg	(E)	(D)	(D)	1	—	—	—	—	—	—	1	—	—	
3326	Spring & wire product mfg	(C)	(D)	(D)	2	—	—	1	—	—	1	—	—	—	
33261	Spring & wire product mfg	(C)	(D)	(D)	2	—	—	1	—	—	1	—	—	—	
3327	Mach shops, turn prod, screw, nut, bolt mfg	(C)	(D)	(D)	2	—	1	—	—	—	1	—	—	—	
33271	Machine shops	(C)	(D)	(D)	2	—	1	—	—	—	1	—	—	—	
333	Machinery mfg	137	1 021	4 170	5	2	1	—	1	1	—	—	—	—	
336	Transportation equipment mfg	1 057	9 045	35 690	4	1	—	—	—	—	1	1	1	—	
3363	Motor vehicle parts mfg	1 057	9 045	35 690	4	1	—	—	—	—	1	1	1	—	
33634	Motor vehicle brake system mfg	(E)	(D)	(D)	1	—	—	—	—	—	—	1	—	—	
33637	Motor vehicle metal stamping	(C)	(D)	(D)	1	—	—	—	—	—	1	—	—	—	
33639	Other motor vehicle parts mfg	(F)	(D)	(D)	1	—	—	—	—	—	—	—	1	—	
<b>42</b>	<b>Wholesale trade</b>	<b>237</b>	<b>1 882</b>	<b>8 324</b>	<b>32</b>	<b>19</b>	<b>10</b>	<b>—</b>	<b>2</b>	<b>1</b>	<b>—</b>	<b>—</b>	<b>—</b>	<b>—</b>	
422	Wholesale trade, nondurable goods	138	1 279	5 670	15	6	7	—	1	1	—	—	—	—	

Note: Employment-size classes are indicated as follows: A—0 to 19; B—20 to 99; C—100 to 249; E—250 to 499; F—500 to 999; G—1,000 to 2,499; H—2,500 to 4,999; I—5,000 to 9,999; J—10,000 to 24,999; K—25,000 to 49,999; L—50,000 to 99,999; M—100,000 or more.

**Table 6. Counties—Employees, Payroll, and Establishments by Industry: 1999—Con.**

[Excludes most government employees, railroad employees, and self-employed persons. Size class 1 to 4 includes establishments with payroll, but no employees, during mid-March pay period. (D) denotes figures withheld to avoid disclosing data for individual companies; the data are included in broader industry totals. Detailed industries with 100 or more employees are shown if industry was not a (D). For explanation of terms, abbreviations, and data reliability/comparability, see introductory text]

NAICS code	Industry	Number of employees for week including March 12	Payroll (\$1,000)		Total number of establishments	Number of establishments by employment-size class									
			First quarter	Annual		1 to 4	5 to 9	10 to 19	20 to 49	50 to 99	100 to 249	250 to 499	500 to 999	1,000 or more	
<b>FRANKLIN—Con.</b>															
<b>44-45</b>	<b>Retail trade</b> .....	<b>2 991</b>	<b>10 764</b>	<b>50 120</b>	<b>204</b>	<b>92</b>	<b>47</b>	<b>38</b>	<b>18</b>	<b>5</b>	<b>2</b>	<b>2</b>			
441	Motor vehicle & parts dealers .....	389	2 470	11 936	28	11	4	7	4	2					
4411	Automobile dealers .....	257	1 953	9 597	10	3	1	1	3	2					
44111	New car dealers .....	245	1 889	9 166	7	1	1		3	2					
441110	New car dealers .....	245	1 889	9 166	7	1	1		3	2					
4413	Automotive parts, accessories & tire stores .....	(C)	(D)	(D)	16	6	3	6	1						
444	Bldg material & garden equip & supp dealers .....	219	1 057	5 344	17	6	6	3	1		1				
4441	Building material & supplies dealers .....	190	931	4 711	13	5	4	2	1		1				
44411	Home centers .....	(C)	(D)	(D)	2						1				
445	Food & beverage stores .....	976	2 106	9 214	26	11	1	6	6		1	1			
4451	Grocery stores .....	920	1 898	8 248	15	4	1	2	6		1	1			
44511	Grocery (except convenience) stores .....	818	1 637	7 142	8	2		1	3		1	1			
445110	Grocery (except convenience) stores .....	818	1 637	7 142	8	2		1	3		1	1			
44512	Convenience stores .....	102	261	1 106	7	2	1	1	3						
445120	Convenience stores .....	102	261	1 106	7	2	1	1	3						
446	Health & personal care stores .....	106	464	1 909	11	6		3	2						
4461	Health & personal care stores .....	106	464	1 909	11	6		3	2						
447	Gasoline stations .....	243	779	3 536	29	9	9	9	2						
4471	Gasoline stations .....	243	779	3 536	29	9	9	9	2						
44711	Gasoline stations with convenience stores .....	222	704	3 184	24	7	6	9	2						
447110	Gasoline stations with convenience stores .....	222	704	3 184	24	7	6	9	2						
448	Clothing & clothing accessories stores .....	148	379	1 670	19	10	6	1	1	1					
4481	Clothing stores .....	108	234	1 071	10	4	4		1	1					
452	General merchandise stores .....	596	2 196	9 277	8		3	1	1	2		1			
4521	Department stores .....	(C)	(D)	(D)	2					2					
45211	Department stores .....	(C)	(D)	(D)	2					2					
4529	Other general merchandise stores .....	(E)	(D)	(D)	6		3	1	1			1			
45291	Warehouse clubs & superstores .....	(E)	(D)	(D)	1							1			
<b>48-49</b>	<b>Transportation &amp; warehousing</b> .....	<b>165</b>	<b>811</b>	<b>3 785</b>	<b>18</b>	<b>8</b>	<b>6</b>	<b>2</b>	<b>1</b>	<b>1</b>					
484	Truck transportation .....	(C)	(D)	(D)	11	4	4	1	1	1					
<b>51</b>	<b>Information</b> .....	<b>182</b>	<b>1 425</b>	<b>5 836</b>	<b>23</b>	<b>13</b>	<b>6</b>	<b>2</b>	<b>1</b>	<b>1</b>					
<b>52</b>	<b>Finance &amp; insurance</b> .....	<b>798</b>	<b>5 717</b>	<b>23 193</b>	<b>79</b>	<b>47</b>	<b>18</b>	<b>6</b>	<b>4</b>	<b>2</b>	<b>2</b>				
522	Credit intermediation & related activities .....	561	3 564	14 719	36	14	11	4	4	2	1				
5221	Depository credit intermediation .....	523	3 290	13 503	25	6	9	3	4	2	1				
52211	Commercial banking .....	290	1 803	7 555	18	2	9	3	2	2					
522110	Commercial banking .....	290	1 803	7 555	18	2	9	3	2	2					
52213	Credit unions .....	(C)	(D)	(D)	4	2			1		1				
524	Insurance carriers & related activities .....	217	2 006	7 673	36	28	5	2			1				
5241	Insurance carriers .....	123	1 435	5 125	5	3		1			1				
52411	Direct life, health, medical insurance carriers .....	(C)	(D)	(D)	3	2					1				
<b>53</b>	<b>Real estate &amp; rental &amp; leasing</b> .....	<b>154</b>	<b>579</b>	<b>2 611</b>	<b>34</b>	<b>23</b>	<b>7</b>	<b>3</b>	<b>1</b>						
<b>54</b>	<b>Professional, scientific &amp; technical services</b> .....	<b>996</b>	<b>8 546</b>	<b>35 040</b>	<b>123</b>	<b>82</b>	<b>25</b>	<b>9</b>	<b>3</b>	<b>2</b>	<b>2</b>				
541	Professional, scientific & technical services .....	996	8 546	35 040	123	82	25	9	3	2	2				
5411	Legal services .....	109	772	3 081	37	28	8	1							
54111	Offices of lawyers .....	109	772	3 081	37	28	8	1							
541110	Offices of lawyers .....	109	772	3 081	37	28	8	1							
5413	Architectural, engineering & related services .....	307	2 325	11 043	25	14	5	2	2	2					
54133	Engineering services .....	223	1 999	9 363	11	4	2	1	2						
541330	Engineering services .....	223	1 999	9 363	11	4	2	1	2						
5415	Computer systems design & related services .....	411	4 611	17 363	21	13	3	2	1		2				
54151	Computer systems design & related services .....	411	4 611	17 363	21	13	3	2	1		2				
541511	Custom computer programming services .....	170	2 050	8 851	7	4	1	1			1				
541519	Other computer related services .....	166	1 863	5 543	6	4	1				1				
<b>55</b>	<b>Management of companies &amp; enterprises</b> .....	<b>29</b>	<b>535</b>	<b>2 596</b>	<b>4</b>	<b>3</b>		<b>1</b>							
<b>56</b>	<b>Admin, support, waste mgt, remediation services</b> .....	<b>919</b>	<b>2 712</b>	<b>12 624</b>	<b>37</b>	<b>22</b>	<b>4</b>	<b>5</b>	<b>4</b>	<b>1</b>			<b>1</b>		
561	Administrative & support services .....	(F)	(D)	(D)	36	22	4	5	3	1			1		
5613	Employment services .....	732	1 962	9 340	4			1	1	1			1		
56132	Temporary help services .....	732	1 962	9 340	4			1	1	1			1		
561320	Temporary help services .....	732	1 962	9 340	4			1	1	1			1		
5617	Services to buildings & dwellings .....	125	360	1 765	21	14	2	3	2						
56172	Janitorial services .....	105	280	1 254	12	6	2	2	2						
561720	Janitorial services .....	105	280	1 254	12	6	2	2	2						
<b>61</b>	<b>Educational services</b> .....	<b>212</b>	<b>968</b>	<b>4 068</b>	<b>10</b>	<b>3</b>	<b>2</b>	<b>2</b>	<b>2</b>		<b>1</b>				
611	Educational services .....	212	968	4 068	10	3	2	2	2		1				
6111	Elementary & secondary schools .....	178	860	3 644	4		1		2		1				
61111	Elementary & secondary schools .....	178	860	3 644	4		1		2		1				
611110	Elementary & secondary schools .....	178	860	3 644	4		1		2		1				

Note: Employment-size classes are indicated as follows: A—0 to 19; B—20 to 99; C—100 to 249; E—250 to 499; F—500 to 999; G—1,000 to 2,499; H—2,500 to 4,999; I—5,000 to 9,999; J—10,000 to 24,999; K—25,000 to 49,999; L—50,000 to 99,999; M—100,000 or more.

**Table 6. Counties—Employees, Payroll, and Establishments by Industry: 1999—Con.**

[Excludes most government employees, railroad employees, and self-employed persons. Size class 1 to 4 includes establishments with payroll, but no employees, during mid-March pay period. (D) denotes figures withheld to avoid disclosing data for individual companies; the data are included in broader industry totals. Detailed industries with 100 or more employees are shown if industry was not a (D). For explanation of terms, abbreviations, and data reliability/comparability, see introductory text]

NAICS code	Industry	Number of employees for week including March 12	Payroll (\$1,000)		Total number of establishments	Number of establishments by employment-size class									
			First quarter	Annual		1 to 4	5 to 9	10 to 19	20 to 49	50 to 99	100 to 249	250 to 499	500 to 999	1,000 or more	
<b>FRANKLIN—Con.</b>															
<b>62</b>	<b>Health care and social assistance</b> .....	<b>1 812</b>	<b>10 679</b>	<b>46 531</b>	<b>114</b>	<b>47</b>	<b>27</b>	<b>20</b>	<b>15</b>	<b>3</b>	<b>1</b>			<b>1</b>	
621	Ambulatory health care services .....	617	5 105	23 522	75	35	18	11	11						
6211	Offices of physicians .....	327	3 203	14 966	30	10	8	6	6						
62111	Offices of physicians .....	327	3 203	14 966	30	10	8	6	6						
621111	Offices of physicians (exc mental health) ...	327	3 203	14 966	30	10	8	6	6						
6212	Offices of dentists .....	130	896	4 300	24	13	8	2	1						
62121	Offices of dentists .....	130	896	4 300	24	13	8	2	1						
621210	Offices of dentists .....	130	896	4 300	24	13	8	2	1						
622	Hospitals .....	(F)	(D)	(D)	1									1	
6221	General medical & surgical hospitals .....	(F)	(D)	(D)	1									1	
62211	General medical & surgical hospitals .....	(F)	(D)	(D)	1									1	
623	Nursing & residential care facilities .....	265	1 307	5 329	6	1		1	1	3					
6231	Nursing care facilities .....	(C)	(D)	(D)	2					2					
62311	Nursing care facilities .....	(C)	(D)	(D)	2					2					
624	Social assistance .....	(E)	(D)	(D)	32	11	9	8	3		1				
6241	Individual & family services .....	111	524	2 009	12	4	5	1	2						
6243	Vocational rehabilitation services .....	(C)	(D)	(D)	2			1			1				
62431	Vocational rehabilitation services .....	(C)	(D)	(D)	2			1			1				
6244	Child day care services .....	132	354	1 638	16	6	3	6	1						
62441	Child day care services .....	132	354	1 638	16	6	3	6	1						
624410	Child day care services .....	132	354	1 638	16	6	3	6	1						
<b>71</b>	<b>Arts, entertainment &amp; recreation</b> .....	<b>134</b>	<b>362</b>	<b>1 695</b>	<b>13</b>	<b>5</b>	<b>3</b>	<b>3</b>	<b>2</b>						
713	Amusement, gambling & recreation industries ....	(C)	(D)	(D)	11	5	2	2	2						
7139	Other amusement & recreation industries .....	109	283	1 353	9	3	2	2	2						
<b>72</b>	<b>Accommodation &amp; food services</b> .....	<b>1 828</b>	<b>4 022</b>	<b>17 051</b>	<b>98</b>	<b>28</b>	<b>17</b>	<b>15</b>	<b>29</b>	<b>9</b>					
721	Accommodation .....	194	532	2 406	10	3	2	3	1	1					
7211	Traveler accommodation .....	(C)	(D)	(D)	9	2	2	3	1	1					
72111	Hotels (exc casino hotels) & motels .....	(C)	(D)	(D)	9	2	2	3	1	1					
722	Food services & drinking places .....	1 634	3 490	14 645	88	25	15	12	28	8					
7221	Full-service restaurants .....	772	1 699	6 812	35	7	6	8	8	6					
72211	Full-service restaurants .....	772	1 699	6 812	35	7	6	8	8	6					
722110	Full-service restaurants .....	772	1 699	6 812	35	7	6	8	8	6					
7222	Limited-service eating places .....	757	1 610	7 015	44	14	7	2	20	1					
72221	Limited-service eating places .....	757	1 610	7 015	44	14	7	2	20	1					
722211	Limited-service restaurants .....	707	1 531	6 613	39	11	7	1	19	1					
<b>81</b>	<b>Other services (except public administration)</b> .....	<b>1 172</b>	<b>7 795</b>	<b>32 691</b>	<b>196</b>	<b>119</b>	<b>48</b>	<b>19</b>	<b>8</b>	<b>2</b>					
811	Repair & maintenance .....	201	1 720	6 917	41	28	8	4	1						
8111	Automotive repair & maintenance .....	(C)	(D)	(D)	31	19	8	4							
812	Personal & laundry services .....	140	526	2 211	28	16	8	4							
813	Religious, grantmaking, civic, prof & like organizations .....	831	5 549	23 563	127	75	32	11	7	2					
8131	Religious organizations .....	245	593	2 463	45	21	19	4	1						
81311	Religious organizations .....	245	593	2 463	45	21	19	4	1						
813110	Religious organizations .....	245	593	2 463	45	21	19	4	1						
8139	Business, labor, political, like organizations ....	421	4 355	18 510	60	39	10	5	5	1					
81391	Business associations .....	113	1 206	5 056	23	17	4	1	1						
813910	Business associations .....	113	1 206	5 056	23	17	4	1	1						
81392	Professional organizations .....	120	1 588	6 643	19	14	2	1	2						
813920	Professional organizations .....	120	1 588	6 643	19	14	2	1	2						
81393	Labor unions & similar labor organizations .....	122	1 000	4 349	10	5	2	1	1	1					
813930	Labor unions & similar labor organizations ..	122	1 000	4 349	10	5	2	1	1	1					
<b>95</b>	<b>Auxiliaries (exc corporate, subsidiary &amp; regional mgt)</b> .....	<b>(B)</b>	<b>(D)</b>	<b>(D)</b>	<b>3</b>	<b>1</b>	<b>1</b>	<b>1</b>							
<b>99</b>	<b>Unclassified establishments</b> .....	<b>(A)</b>	<b>(D)</b>	<b>(D)</b>	<b>12</b>	<b>11</b>	<b>1</b>								
<b>FULTON</b>															
	<b>Total</b> .....	<b>2 417</b>	<b>12 360</b>	<b>53 171</b>	<b>190</b>	<b>103</b>	<b>47</b>	<b>16</b>	<b>13</b>	<b>6</b>	<b>4</b>	<b>1</b>			
<b>22</b>	<b>Utilities</b> .....	<b>(A)</b>	<b>(D)</b>	<b>(D)</b>	<b>1</b>			<b>1</b>							
<b>23</b>	<b>Construction</b> .....	<b>40</b>	<b>526</b>	<b>1 100</b>	<b>8</b>	<b>4</b>	<b>2</b>	<b>2</b>							
<b>31-33</b>	<b>Manufacturing</b> .....	<b>816</b>	<b>4 970</b>	<b>22 961</b>	<b>11</b>	<b>2</b>	<b>1</b>	<b>1</b>	<b>2</b>	<b>3</b>	<b>1</b>	<b>1</b>			
326	Plastics & rubber products mfg .....	(C)	(D)	(D)	1						1				
3262	Rubber product mfg .....	(C)	(D)	(D)	1						1				
32629	Other rubber product mfg .....	(C)	(D)	(D)	1						1				
327	Nonmetallic mineral product mfg .....	(E)	(D)	(D)	1							1			
3272	Glass & glass product mfg .....	(E)	(D)	(D)	1							1			
32721	Glass & glass product mfg .....	(E)	(D)	(D)	1							1			
<b>42</b>	<b>Wholesale trade</b> .....	<b>225</b>	<b>1 281</b>	<b>5 844</b>	<b>9</b>	<b>2</b>	<b>3</b>	<b>3</b>			<b>1</b>				
422	Wholesale trade, nondurable goods .....	204	1 193	5 392	6	1	2	2			1				
4229	Miscellaneous nondurable goods whsle .....	(C)	(D)	(D)	1						1				
42291	Farm supplies whsle .....	(C)	(D)	(D)	1						1				

Note: Employment-size classes are indicated as follows: A—0 to 19; B—20 to 99; C—100 to 249; E—250 to 499; F—500 to 999; G—1,000 to 2,499; H—2,500 to 4,999; I—5,000 to 9,999; J—10,000 to 24,999; K—25,000 to 49,999; L—50,000 to 99,999; M—100,000 or more.



**Table 6. Counties—Employees, Payroll, and Establishments by Industry: 1999—Con.**

[Excludes most government employees, railroad employees, and self-employed persons. Size class 1 to 4 includes establishments with payroll, but no employees, during mid-March pay period. (D) denotes figures withheld to avoid disclosing data for individual companies; the data are included in broader industry totals. Detailed industries with 100 or more employees are shown if industry was not a (D). For explanation of terms, abbreviations, and data reliability/comparability, see introductory text]

NAICS code	Industry	Number of employees for week including March 12	Payroll (\$1,000)		Total number of establishments	Number of establishments by employment-size class								
			First quarter	Annual		1 to 4	5 to 9	10 to 19	20 to 49	50 to 99	100 to 249	250 to 499	500 to 999	1,000 or more
<b>FULTON—Con.</b>														
<b>44-45</b>	<b>Retail trade</b> .....	<b>521</b>	<b>1 748</b>	<b>7 322</b>	<b>61</b>	<b>34</b>	<b>16</b>	<b>4</b>	<b>5</b>	<b>1</b>	<b>1</b>	-	-	-
445	Food & beverage stores .....	193	555	2 207	16	7	4	1	3	1	-	-	-	-
4451	Grocery stores .....	(C)	(D)	(D)	6	1	1	-	3	1	-	-	-	-
44511	Grocery (except convenience) stores .....	139	386	1 558	5	-	1	-	3	1	-	-	-	-
445110	Grocery (except convenience) stores .....	139	386	1 558	5	-	1	-	3	1	-	-	-	-
452	General merchandise stores .....	(C)	(D)	(D)	3	1	1	-	-	-	1	-	-	-
4521	Department stores .....	(C)	(D)	(D)	1	-	-	-	-	-	1	-	-	-
45211	Department stores .....	(C)	(D)	(D)	1	-	-	-	-	-	1	-	-	-
<b>48-49</b>	<b>Transportation &amp; warehousing</b> .....	<b>12</b>	<b>78</b>	<b>353</b>	<b>3</b>	<b>1</b>	<b>2</b>	-	-	-	-	-	-	-
<b>51</b>	<b>Information</b> .....	<b>21</b>	<b>159</b>	<b>637</b>	<b>5</b>	<b>2</b>	<b>3</b>	-	-	-	-	-	-	-
<b>52</b>	<b>Finance &amp; insurance</b> .....	<b>144</b>	<b>865</b>	<b>3 137</b>	<b>17</b>	<b>11</b>	<b>3</b>	-	<b>2</b>	<b>1</b>	-	-	-	-
522	Credit intermediation & related activities .....	135	753	2 719	11	5	3	-	2	1	-	-	-	-
5221	Depository credit intermediation .....	(C)	(D)	(D)	7	1	3	-	2	1	-	-	-	-
52211	Commercial banking .....	122	690	2 462	6	-	3	-	2	1	-	-	-	-
522110	Commercial banking .....	122	690	2 462	6	-	3	-	2	1	-	-	-	-
<b>53</b>	<b>Real estate &amp; rental &amp; leasing</b> .....	<b>16</b>	<b>76</b>	<b>371</b>	<b>5</b>	<b>3</b>	<b>2</b>	-	-	-	-	-	-	-
<b>54</b>	<b>Professional, scientific &amp; technical services</b> .....	<b>30</b>	<b>105</b>	<b>443</b>	<b>10</b>	<b>9</b>	<b>1</b>	-	-	-	-	-	-	-
<b>56</b>	<b>Admin, support, waste mgt, remediation services</b> .....	<b>(A)</b>	<b>(D)</b>	<b>(D)</b>	<b>1</b>	<b>1</b>	-	-	-	-	-	-	-	-
<b>62</b>	<b>Health care and social assistance</b> .....	<b>323</b>	<b>1 895</b>	<b>8 055</b>	<b>19</b>	<b>8</b>	<b>8</b>	-	<b>1</b>	<b>1</b>	<b>1</b>	-	-	-
622	Hospitals .....	(C)	(D)	(D)	1	-	-	-	-	-	1	-	-	-
6221	General medical & surgical hospitals .....	(C)	(D)	(D)	1	-	-	-	-	-	1	-	-	-
62211	General medical & surgical hospitals .....	(C)	(D)	(D)	1	-	-	-	-	-	1	-	-	-
<b>71</b>	<b>Arts, entertainment &amp; recreation</b> .....	<b>(A)</b>	<b>(D)</b>	<b>(D)</b>	<b>3</b>	<b>2</b>	<b>1</b>	-	-	-	-	-	-	-
<b>72</b>	<b>Accommodation &amp; food services</b> .....	<b>(C)</b>	<b>(D)</b>	<b>(D)</b>	<b>14</b>	<b>6</b>	<b>1</b>	<b>4</b>	<b>3</b>	-	-	-	-	-
722	Food services & drinking places .....	(C)	(D)	(D)	13	6	1	3	3	-	-	-	-	-
<b>81</b>	<b>Other services (except public administration)</b> .....	<b>76</b>	<b>223</b>	<b>956</b>	<b>22</b>	<b>17</b>	<b>4</b>	<b>1</b>	-	-	-	-	-	-
<b>99</b>	<b>Unclassified establishments</b> .....	<b>(A)</b>	<b>(D)</b>	<b>(D)</b>	<b>1</b>	<b>1</b>	-	-	-	-	-	-	-	-
<b>GALLATIN</b>														
	<b>Total</b> .....	<b>1 644</b>	<b>7 887</b>	<b>33 386</b>	<b>93</b>	<b>55</b>	<b>19</b>	<b>9</b>	<b>6</b>	-	<b>1</b>	<b>3</b>	-	-
<b>23</b>	<b>Construction</b> .....	<b>50</b>	<b>149</b>	<b>1 264</b>	<b>7</b>	<b>4</b>	<b>1</b>	<b>1</b>	<b>1</b>	-	-	-	-	-
<b>31-33</b>	<b>Manufacturing</b> .....	<b>(E)</b>	<b>(D)</b>	<b>(D)</b>	<b>4</b>	<b>1</b>	<b>1</b>	<b>1</b>	-	-	-	<b>1</b>	-	-
336	Transportation equipment mfg .....	(E)	(D)	(D)	1	-	-	-	-	-	-	1	-	-
3363	Motor vehicle parts mfg .....	(E)	(D)	(D)	1	-	-	-	-	-	-	1	-	-
33639	Other motor vehicle parts mfg .....	(E)	(D)	(D)	1	-	-	-	-	-	-	1	-	-
<b>42</b>	<b>Wholesale trade</b> .....	<b>688</b>	<b>3 785</b>	<b>14 748</b>	<b>6</b>	<b>3</b>	-	-	<b>1</b>	-	-	<b>2</b>	-	-
421	Wholesale trade, durable goods .....	(F)	(D)	(D)	5	3	-	-	-	-	-	2	-	-
4211	Motor vehicle, motor vehicle pt & supply whlse .....	(F)	(D)	(D)	3	1	-	-	-	-	-	2	-	-
42112	Motor vehicle supplies & new parts whlse .....	(F)	(D)	(D)	2	-	-	-	-	-	-	2	-	-
<b>44-45</b>	<b>Retail trade</b> .....	<b>155</b>	<b>509</b>	<b>2 076</b>	<b>19</b>	<b>6</b>	<b>9</b>	<b>3</b>	<b>1</b>	-	-	-	-	-
<b>48-49</b>	<b>Transportation &amp; warehousing</b> .....	<b>3</b>	<b>10</b>	<b>315</b>	<b>3</b>	<b>3</b>	-	-	-	-	-	-	-	-
<b>51</b>	<b>Information</b> .....	<b>(A)</b>	<b>(D)</b>	<b>(D)</b>	<b>1</b>	-	<b>1</b>	-	-	-	-	-	-	-
<b>52</b>	<b>Finance &amp; insurance</b> .....	<b>27</b>	<b>145</b>	<b>572</b>	<b>4</b>	<b>2</b>	<b>1</b>	<b>1</b>	-	-	-	-	-	-
<b>53</b>	<b>Real estate &amp; rental &amp; leasing</b> .....	<b>6</b>	<b>16</b>	<b>67</b>	<b>3</b>	<b>3</b>	-	-	-	-	-	-	-	-
<b>54</b>	<b>Professional, scientific &amp; technical services</b> .....	<b>14</b>	<b>47</b>	<b>215</b>	<b>6</b>	<b>6</b>	-	-	-	-	-	-	-	-
<b>56</b>	<b>Admin, support, waste mgt, remediation services</b> .....	<b>32</b>	<b>92</b>	<b>253</b>	<b>8</b>	<b>5</b>	<b>2</b>	<b>1</b>	-	-	-	-	-	-
<b>62</b>	<b>Health care and social assistance</b> .....	<b>162</b>	<b>616</b>	<b>2 824</b>	<b>9</b>	<b>6</b>	<b>1</b>	-	<b>1</b>	-	<b>1</b>	-	-	-
623	Nursing & residential care facilities .....	(C)	(D)	(D)	1	-	-	-	-	-	1	-	-	-
6231	Nursing care facilities .....	(C)	(D)	(D)	1	-	-	-	-	-	1	-	-	-
62311	Nursing care facilities .....	(C)	(D)	(D)	1	-	-	-	-	-	1	-	-	-
<b>71</b>	<b>Arts, entertainment &amp; recreation</b> .....	<b>(A)</b>	<b>(D)</b>	<b>(D)</b>	<b>1</b>	<b>1</b>	-	-	-	-	-	-	-	-
<b>72</b>	<b>Accommodation &amp; food services</b> .....	<b>100</b>	<b>179</b>	<b>694</b>	<b>7</b>	<b>2</b>	<b>1</b>	<b>2</b>	<b>2</b>	-	-	-	-	-
722	Food services & drinking places .....	100	179	694	7	2	1	2	2	-	-	-	-	-
<b>81</b>	<b>Other services (except public administration)</b> .....	<b>27</b>	<b>54</b>	<b>220</b>	<b>12</b>	<b>11</b>	<b>1</b>	-	-	-	-	-	-	-
<b>99</b>	<b>Unclassified establishments</b> .....	<b>6</b>	<b>24</b>	<b>138</b>	<b>3</b>	<b>2</b>	<b>1</b>	-	-	-	-	-	-	-

Note: Employment-size classes are indicated as follows: A—0 to 19; B—20 to 99; C—100 to 249; E—250 to 499; F—500 to 999; G—1,000 to 2,499; H—2,500 to 4,999; I—5,000 to 9,999; J—10,000 to 24,999; K—25,000 to 49,999; L—50,000 to 99,999; M—100,000 or more.

**Table 6. Counties—Employees, Payroll, and Establishments by Industry: 1999—Con.**

[Excludes most government employees, railroad employees, and self-employed persons. Size class 1 to 4 includes establishments with payroll, but no employees, during mid-March pay period. (D) denotes figures withheld to avoid disclosing data for individual companies; the data are included in broader industry totals. Detailed industries with 100 or more employees are shown if industry was not a (D). For explanation of terms, abbreviations, and data reliability/comparability, see introductory text]

NAICS code	Industry	Number of employees for week including March 12	Payroll (\$1,000)		Total number of establishments	Number of establishments by employment-size class									
			First quarter	Annual		1 to 4	5 to 9	10 to 19	20 to 49	50 to 99	100 to 249	250 to 499	500 to 999	1,000 or more	
<b>GARRARD</b>															
	<b>Total</b> .....	<b>1 944</b>	<b>8 465</b>	<b>36 217</b>	<b>243</b>	<b>149</b>	<b>52</b>	<b>26</b>	<b>10</b>	<b>2</b>	<b>4</b>	-	-	-	
21	Mining .....	(A)	(D)	(D)	1	-	-	1	-	-	-	-	-	-	
22	Utilities .....	(A)	(D)	(D)	2	1	-	1	-	-	-	-	-	-	
23	Construction .....	358	1 387	6 825	48	35	7	3	2	-	1	-	-	-	
235	Special trade contractors .....	247	869	2 163	26	19	5	1	-	-	1	-	-	-	
2353	Electrical contractors .....	(C)	(D)	(D)	3	1	1	-	-	-	1	-	-	-	
23531	Electrical contractors .....	(C)	(D)	(D)	3	1	1	-	-	-	1	-	-	-	
31-33	Manufacturing .....	398	1 742	7 913	16	5	5	1	2	1	2	-	-	-	
315	Apparel manufacturing .....	(C)	(D)	(D)	2	1	-	-	-	-	1	-	-	-	
3152	Cut & sew apparel mfg .....	(C)	(D)	(D)	2	1	-	-	-	-	1	-	-	-	
31522	Men's, boys' cut & sew apparel mfg .....	(C)	(D)	(D)	2	1	-	-	-	-	1	-	-	-	
327	Nonmetallic mineral product mfg .....	(C)	(D)	(D)	1	-	-	-	-	-	1	-	-	-	
3279	Other nonmetallic mineral product mfg .....	(C)	(D)	(D)	1	-	-	-	-	-	1	-	-	-	
32791	Abrasive product mfg .....	(C)	(D)	(D)	1	-	-	-	-	-	1	-	-	-	
42	Wholesale trade .....	122	408	1 858	9	5	1	-	3	-	-	-	-	-	
44-45	Retail trade .....	241	815	3 266	44	23	14	6	1	-	-	-	-	-	
48-49	Transportation & warehousing .....	(B)	(D)	(D)	3	1	1	-	-	1	-	-	-	-	
51	Information .....	25	177	754	4	1	2	1	-	-	-	-	-	-	
52	Finance & insurance .....	39	323	1 110	8	6	-	2	-	-	-	-	-	-	
53	Real estate & rental & leasing .....	8	19	86	7	6	1	-	-	-	-	-	-	-	
54	Professional, scientific & technical services .....	52	268	1 045	14	10	2	2	-	-	-	-	-	-	
55	Management of companies & enterprises .....	(A)	(D)	(D)	2	2	-	-	-	-	-	-	-	-	
56	Admin, support, waste mgt, remediation services .....	19	119	495	7	6	-	1	-	-	-	-	-	-	
62	Health care and social assistance .....	331	1 716	7 075	27	15	8	2	1	-	1	-	-	-	
622	Hospitals .....	(C)	(D)	(D)	1	-	-	-	-	-	1	-	-	-	
6221	General medical & surgical hospitals .....	(C)	(D)	(D)	1	-	-	-	-	-	1	-	-	-	
62211	General medical & surgical hospitals .....	(C)	(D)	(D)	1	-	-	-	-	-	1	-	-	-	
71	Arts, entertainment & recreation .....	(B)	(D)	(D)	3	1	1	1	-	-	-	-	-	-	
72	Accommodation & food services .....	67	106	495	10	6	1	2	1	-	-	-	-	-	
81	Other services (except public administration) .....	76	210	920	24	19	3	2	-	-	-	-	-	-	
95	Auxiliaries (exc corporate, subsidiary & regional mgt) .....	(B)	(D)	(D)	11	4	6	1	-	-	-	-	-	-	
99	Unclassified establishments .....	6	7	19	3	3	-	-	-	-	-	-	-	-	
<b>GRANT</b>															
	<b>Total</b> .....	<b>4 276</b>	<b>19 220</b>	<b>89 029</b>	<b>440</b>	<b>239</b>	<b>92</b>	<b>58</b>	<b>37</b>	<b>10</b>	<b>3</b>	<b>1</b>	-	-	
11	Forestry, fishing, hunting, and agriculture support .....	(A)	(D)	(D)	1	-	-	1	-	-	-	-	-	-	
22	Utilities .....	(A)	(D)	(D)	1	-	1	-	-	-	-	-	-	-	
23	Construction .....	233	782	4 837	74	59	9	6	-	-	-	-	-	-	
235	Special trade contractors .....	137	442	2 697	47	37	6	4	-	-	-	-	-	-	
31-33	Manufacturing .....	753	4 949	21 779	19	8	3	1	2	3	1	1	-	-	
326	Plastics & rubber products mfg .....	(C)	(D)	(D)	2	-	-	-	-	2	-	-	-	-	
3261	Plastics product mfg .....	(C)	(D)	(D)	2	-	-	-	-	2	-	-	-	-	
333	Machinery mfg .....	(C)	(D)	(D)	4	1	1	-	1	-	1	-	-	-	
3339	Other general purpose machinery mfg .....	(C)	(D)	(D)	2	-	-	-	1	-	1	-	-	-	
33391	Pump & compressor mfg .....	(C)	(D)	(D)	2	-	-	-	1	-	1	-	-	-	
336	Transportation equipment mfg .....	(E)	(D)	(D)	1	-	-	-	-	-	-	1	-	-	
3363	Motor vehicle parts mfg .....	(E)	(D)	(D)	1	-	-	-	-	-	-	1	-	-	
33635	MV transmission & power train parts mfg .....	(E)	(D)	(D)	1	-	-	-	-	-	-	1	-	-	
42	Wholesale trade .....	157	1 111	4 988	15	8	1	5	-	1	-	-	-	-	
422	Wholesale trade, nondurable goods .....	109	865	3 729	6	2	1	2	-	1	-	-	-	-	

Note: Employment-size classes are indicated as follows: A—0 to 19; B—20 to 99; C—100 to 249; E—250 to 499; F—500 to 999; G—1,000 to 2,499; H—2,500 to 4,999; I—5,000 to 9,999; J—10,000 to 24,999; K—25,000 to 49,999; L—50,000 to 99,999; M—100,000 or more.

**Table 6. Counties—Employees, Payroll, and Establishments by Industry: 1999—Con.**

[Excludes most government employees, railroad employees, and self-employed persons. Size class 1 to 4 includes establishments with payroll, but no employees, during mid-March pay period. (D) denotes figures withheld to avoid disclosing data for individual companies; the data are included in broader industry totals. Detailed industries with 100 or more employees are shown if industry was not a (D). For explanation of terms, abbreviations, and data reliability/comparability, see introductory text]

NAICS code	Industry	Number of employees for week including March 12	Payroll (\$1,000)		Total number of establishments	Number of establishments by employment-size class									
			First quarter	Annual		1 to 4	5 to 9	10 to 19	20 to 49	50 to 99	100 to 249	250 to 499	500 to 999	1,000 or more	
<b>GRANT—Con.</b>															
<b>44-45</b>	<b>Retail trade</b> .....	<b>1 209</b>	<b>4 633</b>	<b>21 692</b>	<b>96</b>	<b>32</b>	<b>36</b>	<b>12</b>	<b>13</b>	<b>2</b>	<b>1</b>				
441	Motor vehicle & parts dealers .....	152	1 017	4 660	10	1	5	1	3						
4411	Automobile dealers .....	(C)	(D)	(D)	5		1	1	3						
44111	New car dealers .....	112	872	4 005	4			1	3						
441110	New car dealers .....	112	872	4 005	4			1	3						
445	Food & beverage stores .....	279	842	3 122	15	5	4	1	3	2					
4451	Grocery stores .....	248	776	2 931	9	2	1	1	3	2					
44511	Grocery (except convenience) stores .....	194	660	2 444	6	2			2	2					
445110	Grocery (except convenience) stores .....	194	660	2 444	6	2			2	2					
447	Gasoline stations .....	188	457	2 022	17	2	8	5	2						
4471	Gasoline stations .....	188	457	2 022	17	2	8	5	2						
44711	Gasoline stations with convenience stores .....	156	350	1 554	13	1	6	4	2						
447110	Gasoline stations with convenience stores .....	156	350	1 554	13	1	6	4	2						
452	General merchandise stores .....	(C)	(D)	(D)	5	2	2				1				
4521	Department stores .....	(C)	(D)	(D)	1						1				
45211	Department stores .....	(C)	(D)	(D)	1						1				
<b>48-49</b>	<b>Transportation &amp; warehousing</b> .....	<b>150</b>	<b>746</b>	<b>3 222</b>	<b>31</b>	<b>24</b>	<b>1</b>	<b>4</b>	<b>2</b>						
484	Truck transportation .....	(C)	(D)	(D)	29	23	1	3	2						
4841	General freight trucking .....	100	503	2 098	15	11		2	2						
<b>51</b>	<b>Information</b> .....	<b>58</b>	<b>642</b>	<b>3 107</b>	<b>4</b>			<b>3</b>	<b>1</b>						
<b>52</b>	<b>Finance &amp; insurance</b> .....	<b>174</b>	<b>858</b>	<b>3 859</b>	<b>25</b>	<b>13</b>	<b>8</b>	<b>1</b>	<b>3</b>						
522	Credit intermediation & related activities .....	153	772	3 452	17	6	7	1	3						
5221	Depository credit intermediation .....	(C)	(D)	(D)	14	4	7	1	2						
52211	Commercial banking .....	120	623	2 854	13	3	7	1	2						
522110	Commercial banking .....	120	623	2 854	13	3	7	1	2						
<b>53</b>	<b>Real estate &amp; rental &amp; leasing</b> .....	<b>53</b>	<b>178</b>	<b>724</b>	<b>16</b>	<b>12</b>	<b>3</b>	<b>1</b>							
<b>54</b>	<b>Professional, scientific &amp; technical services</b> .....	<b>74</b>	<b>332</b>	<b>1 464</b>	<b>21</b>	<b>16</b>	<b>4</b>	<b>1</b>							
<b>56</b>	<b>Admin, support, waste mgmt, remediation services</b> .....	<b>162</b>	<b>494</b>	<b>2 769</b>	<b>16</b>	<b>11</b>	<b>1</b>	<b>3</b>			<b>1</b>				
561	Administrative & support services .....	(C)	(D)	(D)	15	10	1	3			1				
5613	Employment services .....	(C)	(D)	(D)	2	1					1				
56132	Temporary help services .....	(C)	(D)	(D)	2	1					1				
<b>62</b>	<b>Health care and social assistance</b> .....	<b>394</b>	<b>2 516</b>	<b>11 025</b>	<b>26</b>	<b>7</b>	<b>7</b>	<b>5</b>	<b>5</b>	<b>2</b>					
621	Ambulatory health care services .....	155	1 424	5 824	17	4	7	3	3						
623	Nursing & residential care facilities .....	113	539	2 149	3			1	1	1					
<b>71</b>	<b>Arts, entertainment &amp; recreation</b> .....	<b>(A)</b>	<b>(D)</b>	<b>(D)</b>	<b>2</b>	<b>1</b>	<b>1</b>								
<b>72</b>	<b>Accommodation &amp; food services</b> .....	<b>693</b>	<b>1 568</b>	<b>7 503</b>	<b>49</b>	<b>15</b>	<b>7</b>	<b>15</b>	<b>10</b>	<b>2</b>					
722	Food services & drinking places .....	608	1 402	6 665	42	14	5	12	9	2					
7221	Full-service restaurants .....	198	431	2 089	13	4	1	4	3	1					
72211	Full-service restaurants .....	198	431	2 089	13	4	1	4	3	1					
722110	Full-service restaurants .....	198	431	2 089	13	4	1	4	3	1					
7222	Limited-service eating places .....	395	936	4 368	26	8	4	7	6	1					
72221	Limited-service eating places .....	395	936	4 368	26	8	4	7	6	1					
<b>81</b>	<b>Other services (except public administration)</b> .....	<b>138</b>	<b>322</b>	<b>1 535</b>	<b>41</b>	<b>30</b>	<b>10</b>		<b>1</b>						
<b>99</b>	<b>Unclassified establishments</b> .....	<b>1</b>	<b>2</b>	<b>27</b>	<b>3</b>	<b>3</b>									
<b>GRAVES</b>															
	<b>Total</b> .....	<b>10 423</b>	<b>58 740</b>	<b>248 011</b>	<b>691</b>	<b>358</b>	<b>145</b>	<b>94</b>	<b>63</b>	<b>23</b>	<b>2</b>	<b>3</b>	<b>2</b>	<b>1</b>	
<b>11</b>	<b>Forestry, fishing, hunting, and agriculture support</b> .....	<b>6</b>	<b>15</b>	<b>93</b>	<b>3</b>	<b>3</b>									
<b>21</b>	<b>Mining</b> .....	<b>(C)</b>	<b>(D)</b>	<b>(D)</b>	<b>4</b>	<b>1</b>		<b>1</b>	<b>1</b>	<b>1</b>					
212	Mining (except oil & gas) .....	(C)	(D)	(D)	4	1		1	1	1					
2123	Nonmetallic mineral mining & quarrying .....	(C)	(D)	(D)	4	1		1	1	1					
21232	Sand, gravel, clay, refractory minerals mining .....	(C)	(D)	(D)	4	1		1	1	1					
<b>22</b>	<b>Utilities</b> .....	<b>(C)</b>	<b>(D)</b>	<b>(D)</b>	<b>2</b>		<b>1</b>			<b>1</b>					
221	Utilities .....	(C)	(D)	(D)	2		1			1					
<b>23</b>	<b>Construction</b> .....	<b>628</b>	<b>2 978</b>	<b>14 636</b>	<b>96</b>	<b>58</b>	<b>21</b>	<b>10</b>	<b>6</b>	<b>1</b>					
233	Building, developing & general contracting .....	213	1 100	5 539	29	19	5	3	1	1					
2333	Nonresidential building construction .....	153	891	4 662	9	3	2	2	1	1					
235	Special trade contractors .....	356	1 535	7 438	57	33	14	6	4						
2359	Other special trade contractors .....	111	381	1 622	10	4	3	1	2						

Note: Employment-size classes are indicated as follows: A—0 to 19; B—20 to 99; C—100 to 249; E—250 to 499; F—500 to 999; G—1,000 to 2,499; H—2,500 to 4,999; I—5,000 to 9,999; J—10,000 to 24,999; K—25,000 to 49,999; L—50,000 to 99,999; M—100,000 or more.

**Table 6. Counties—Employees, Payroll, and Establishments by Industry: 1999—Con.**

[Excludes most government employees, railroad employees, and self-employed persons. Size class 1 to 4 includes establishments with payroll, but no employees, during mid-March pay period. (D) denotes figures withheld to avoid disclosing data for individual companies; the data are included in broader industry totals. Detailed industries with 100 or more employees are shown if industry was not a (D). For explanation of terms, abbreviations, and data reliability/comparability, see introductory text]

NAICS code	Industry	Number of employees for week including March 12	Payroll (\$1,000)		Total number of establishments	Number of establishments by employment-size class									
			First quarter	Annual		1 to 4	5 to 9	10 to 19	20 to 49	50 to 99	100 to 249	250 to 499	500 to 999	1,000 or more	
<b>GRAVES—Con.</b>															
<b>31-33</b>	<b>Manufacturing</b>	<b>3 364</b>	<b>27 476</b>	<b>113 838</b>	<b>50</b>	<b>16</b>	<b>6</b>	<b>13</b>	<b>8</b>	<b>4</b>	—	<b>1</b>	<b>1</b>	<b>1</b>	
311	Food mfg	(F)	(D)	(D)	2	1	—	—	—	—	—	—	1	—	
3116	Animal slaughtering & processing	(F)	(D)	(D)	2	1	—	—	—	—	—	—	1	—	
31161	Animal slaughtering & processing	(F)	(D)	(D)	2	1	—	—	—	—	—	—	1	—	
321	Wood product mfg	183	900	4 220	10	5	—	2	2	1	—	—	—	—	
326	Plastics & rubber products mfg	(G)	(D)	(D)	4	—	1	1	1	—	—	—	—	1	
3262	Rubber product mfg	(G)	(D)	(D)	2	—	—	1	—	—	—	—	—	1	
32621	Tire mfg	(G)	(D)	(D)	2	—	—	1	—	—	—	—	—	1	
332	Fabricated metal product mfg	199	1 627	6 730	11	3	1	2	4	1	—	—	—	—	
3327	Mach shops, turn prod, screw, nut, bolt mfg	(C)	(D)	(D)	8	3	—	2	3	—	—	—	—	—	
33271	Machine shops	(C)	(D)	(D)	8	3	—	2	3	—	—	—	—	—	
333	Machinery mfg	(E)	(D)	(D)	3	1	—	1	—	—	—	1	—	—	
3339	Other general purpose machinery mfg	(E)	(D)	(D)	1	—	—	—	—	—	—	1	—	—	
33391	Pump & compressor mfg	(E)	(D)	(D)	1	—	—	—	—	—	—	1	—	—	
<b>42</b>	<b>Wholesale trade</b>	<b>532</b>	<b>3 606</b>	<b>14 826</b>	<b>34</b>	<b>12</b>	<b>6</b>	<b>5</b>	<b>9</b>	<b>2</b>	—	—	—	—	
421	Wholesale trade, durable goods	250	2 212	10 193	14	3	3	4	3	1	—	—	—	—	
4218	Machinery, equipment & supplies whsle	122	1 127	5 548	4	1	—	1	1	1	—	—	—	—	
422	Wholesale trade, nondurable goods	282	1 394	4 633	20	9	3	1	6	1	—	—	—	—	
4225	Farm product raw material whsle	132	652	2 037	6	2	1	—	2	1	—	—	—	—	
42259	Other farm product raw material whsle	(C)	(D)	(D)	3	1	—	—	1	1	—	—	—	—	
4229	Miscellaneous nondurable goods whsle	101	602	2 033	7	2	1	1	3	—	—	—	—	—	
<b>44-45</b>	<b>Retail trade</b>	<b>1 588</b>	<b>6 662</b>	<b>28 382</b>	<b>136</b>	<b>57</b>	<b>43</b>	<b>21</b>	<b>11</b>	<b>3</b>	—	<b>1</b>	—	—	
441	Motor vehicle & parts dealers	271	1 530	6 758	23	5	6	8	4	—	—	—	—	—	
4411	Automobile dealers	123	853	3 631	9	5	—	1	3	—	—	—	—	—	
4413	Automotive parts, accessories & tire stores	111	468	1 981	10	—	4	5	1	—	—	—	—	—	
444	Bldg material & garden equip & supp dealers	183	1 039	4 852	20	8	5	5	2	—	—	—	—	—	
4441	Building material & supplies dealers	(C)	(D)	(D)	14	5	4	3	2	—	—	—	—	—	
44419	Other building material dealers	126	663	3 071	12	4	4	2	2	—	—	—	—	—	
444190	Other building material dealers	126	663	3 071	12	4	4	2	2	—	—	—	—	—	
445	Food & beverage stores	226	648	2 830	12	5	5	—	—	2	—	—	—	—	
4451	Grocery stores	(C)	(D)	(D)	10	4	4	—	—	2	—	—	—	—	
44511	Grocery (except convenience) stores	215	629	2 771	9	3	4	—	—	2	—	—	—	—	
445110	Grocery (except convenience) stores	215	629	2 771	9	3	4	—	—	2	—	—	—	—	
447	Gasoline stations	128	354	1 497	22	11	9	1	1	—	—	—	—	—	
4471	Gasoline stations	128	354	1 497	22	11	9	1	1	—	—	—	—	—	
452	General merchandise stores	447	1 661	6 354	6	—	4	—	—	1	—	—	—	—	
4529	Other general merchandise stores	(E)	(D)	(D)	5	—	4	—	—	—	—	1	—	—	
45291	Warehouse clubs & superstores	(E)	(D)	(D)	1	—	—	—	—	—	—	1	—	—	
<b>48-49</b>	<b>Transportation &amp; warehousing</b>	<b>90</b>	<b>468</b>	<b>2 341</b>	<b>22</b>	<b>18</b>	<b>2</b>	<b>—</b>	<b>2</b>	—	—	—	—	—	
<b>51</b>	<b>Information</b>	<b>181</b>	<b>1 204</b>	<b>4 745</b>	<b>11</b>	<b>3</b>	<b>2</b>	<b>3</b>	<b>2</b>	<b>1</b>	—	—	—	—	
513	Broadcasting & telecommunications	112	955	3 901	8	3	2	2	—	1	—	—	—	—	
<b>52</b>	<b>Finance &amp; insurance</b>	<b>361</b>	<b>2 267</b>	<b>9 074</b>	<b>43</b>	<b>22</b>	<b>11</b>	<b>7</b>	<b>2</b>	<b>1</b>	—	—	—	—	
522	Credit intermediation & related activities	283	1 715	6 752	24	9	7	5	2	1	—	—	—	—	
5221	Depository credit intermediation	(C)	(D)	(D)	16	4	5	4	2	1	—	—	—	—	
52211	Commercial banking	228	1 310	5 239	14	4	4	3	2	1	—	—	—	—	
522110	Commercial banking	228	1 310	5 239	14	4	4	3	2	1	—	—	—	—	
<b>53</b>	<b>Real estate &amp; rental &amp; leasing</b>	<b>53</b>	<b>128</b>	<b>722</b>	<b>20</b>	<b>16</b>	<b>4</b>	<b>—</b>	<b>—</b>	<b>—</b>	<b>—</b>	<b>—</b>	<b>—</b>	<b>—</b>	
<b>54</b>	<b>Professional, scientific &amp; technical services</b>	<b>227</b>	<b>902</b>	<b>3 772</b>	<b>36</b>	<b>23</b>	<b>6</b>	<b>5</b>	<b>1</b>	<b>1</b>	—	—	—	—	
541	Professional, scientific & technical services	227	902	3 772	36	23	6	5	1	1	—	—	—	—	
<b>56</b>	<b>Admin, support, waste mgt, remediation services</b>	<b>141</b>	<b>629</b>	<b>2 685</b>	<b>15</b>	<b>5</b>	<b>7</b>	<b>1</b>	<b>2</b>	—	—	—	—	—	
<b>61</b>	<b>Educational services</b>	<b>96</b>	<b>232</b>	<b>1 182</b>	<b>4</b>	—	<b>1</b>	<b>2</b>	—	<b>1</b>	—	—	—	—	
<b>62</b>	<b>Health care and social assistance</b>	<b>1 920</b>	<b>7 594</b>	<b>31 291</b>	<b>74</b>	<b>37</b>	<b>13</b>	<b>10</b>	<b>5</b>	<b>5</b>	<b>2</b>	<b>1</b>	<b>1</b>	—	
621	Ambulatory health care services	252	2 032	8 591	37	26	7	2	1	1	—	—	—	—	
6211	Offices of physicians	174	1 710	7 103	17	10	4	1	1	1	—	—	—	—	
62111	Offices of physicians	174	1 710	7 103	17	10	4	1	1	1	—	—	—	—	
621111	Offices of physicians (exc mental health)	174	1 710	7 103	17	10	4	1	1	1	—	—	—	—	
622	Hospitals	(F)	(D)	(D)	2	—	—	1	—	—	—	—	1	—	
6221	General medical & surgical hospitals	(F)	(D)	(D)	1	—	—	—	—	—	—	—	1	—	
62211	General medical & surgical hospitals	(F)	(D)	(D)	1	—	—	—	—	—	—	—	1	—	
623	Nursing & residential care facilities	755	2 100	8 809	13	3	1	2	2	3	1	1	—	—	
6231	Nursing care facilities	278	1 171	4 793	3	—	—	—	—	2	1	—	—	—	
62311	Nursing care facilities	278	1 171	4 793	3	—	—	—	—	2	1	—	—	—	
623110	Nursing care facilities	278	1 171	4 793	3	—	—	—	—	2	1	—	—	—	
6232	Residential mental retardation, health facil	(E)	(D)	(D)	5	—	1	1	1	1	—	1	—	—	
62321	Residential mental retardation facilities	(E)	(D)	(D)	1	—	—	—	—	—	—	1	—	—	
62322	Residential mental health, subst abuse facil	(C)	(D)	(D)	4	—	1	1	1	1	—	—	—	—	

Note: Employment-size classes are indicated as follows: A—0 to 19; B—20 to 99; C—100 to 249; E—250 to 499; F—500 to 999; G—1,000 to 2,499; H—2,500 to 4,999; I—5,000 to 9,999; J—10,000 to 24,999; K—25,000 to 49,999; L—50,000 to 99,999; M—100,000 or more.

**Table 6. Counties—Employees, Payroll, and Establishments by Industry: 1999—Con.**

[Excludes most government employees, railroad employees, and self-employed persons. Size class 1 to 4 includes establishments with payroll, but no employees, during mid-March pay period. (D) denotes figures withheld to avoid disclosing data for individual companies; the data are included in broader industry totals. Detailed industries with 100 or more employees are shown if industry was not a (D). For explanation of terms, abbreviations, and data reliability/comparability, see introductory text]

NAICS code	Industry	Number of employees for week including March 12	Payroll (\$1,000)		Total number of establishments	Number of establishments by employment-size class								
			First quarter	Annual		1 to 4	5 to 9	10 to 19	20 to 49	50 to 99	100 to 249	250 to 499	500 to 999	1,000 or more
<b>GRAVES—Con.</b>														
<b>62 Health care and social assistance—Con.</b>														
624	Social assistance .....	(E)	(D)	(D)	22	8	5	5	2	1	1	—	—	—
6241	Individual & family services .....	(C)	(D)	(D)	10	2	3	3	1	1	—	—	—	—
62419	Other individual & family services .....	142	415	1 780	8	2	2	2	1	1	—	—	—	—
624190	Other individual & family services .....	142	415	1 780	8	2	2	2	1	1	—	—	—	—
6243	Vocational rehabilitation services .....	(C)	(D)	(D)	1	—	—	—	—	—	1	—	—	—
62431	Vocational rehabilitation services .....	(C)	(D)	(D)	1	—	—	—	—	—	1	—	—	—
<b>71</b>	<b>Arts, entertainment &amp; recreation .....</b>	<b>25</b>	<b>76</b>	<b>396</b>	<b>9</b>	<b>8</b>	<b>—</b>	<b>1</b>	<b>—</b>	<b>—</b>	<b>—</b>	<b>—</b>	<b>—</b>	<b>—</b>
<b>72</b>	<b>Accommodation &amp; food services .....</b>	<b>535</b>	<b>947</b>	<b>4 421</b>	<b>46</b>	<b>17</b>	<b>10</b>	<b>9</b>	<b>9</b>	<b>1</b>	<b>—</b>	<b>—</b>	<b>—</b>	<b>—</b>
722	Food services & drinking places .....	(F)	(D)	(D)	44	15	10	9	9	1	—	—	—	—
7221	Full-service restaurants .....	183	289	1 120	21	8	6	4	3	—	—	—	—	—
72211	Full-service restaurants .....	183	289	1 120	21	8	6	4	3	—	—	—	—	—
722110	Full-service restaurants .....	183	289	1 120	21	8	6	4	3	—	—	—	—	—
7222	Limited-service eating places .....	334	620	3 179	19	5	2	5	6	1	—	—	—	—
72221	Limited-service eating places .....	334	620	3 179	19	5	2	5	6	1	—	—	—	—
<b>81</b>	<b>Other services (except public administration) .....</b>	<b>440</b>	<b>1 392</b>	<b>6 002</b>	<b>78</b>	<b>55</b>	<b>12</b>	<b>5</b>	<b>5</b>	<b>1</b>	<b>—</b>	<b>—</b>	<b>—</b>	<b>—</b>
812	Personal & laundry services .....	143	713	3 144	15	7	3	4	—	1	—	—	—	—
8123	Drycleaning & laundry services .....	100	433	1 946	5	1	—	3	—	1	—	—	—	—
813	Religious, grantmaking, civic, prof & like organizations .....	264	578	2 429	47	35	6	1	5	—	—	—	—	—
8131	Religious organizations .....	198	470	1 949	36	27	5	1	3	—	—	—	—	—
81311	Religious organizations .....	198	470	1 949	36	27	5	1	3	—	—	—	—	—
813110	Religious organizations .....	198	470	1 949	36	27	5	1	3	—	—	—	—	—
<b>95</b>	<b>Auxiliaries (exc corporate, subsidiary &amp; regional mgt) .....</b>	<b>(A)</b>	<b>(D)</b>	<b>(D)</b>	<b>1</b>	<b>—</b>	<b>—</b>	<b>1</b>	<b>—</b>	<b>—</b>	<b>—</b>	<b>—</b>	<b>—</b>	<b>—</b>
<b>99</b>	<b>Unclassified establishments .....</b>	<b>2</b>	<b>3</b>	<b>63</b>	<b>7</b>	<b>7</b>	<b>—</b>	<b>—</b>	<b>—</b>	<b>—</b>	<b>—</b>	<b>—</b>	<b>—</b>	<b>—</b>
<b>GRAYSON</b>														
<b>Total .....</b>		<b>7 537</b>	<b>32 144</b>	<b>144 096</b>	<b>466</b>	<b>242</b>	<b>105</b>	<b>66</b>	<b>27</b>	<b>12</b>	<b>6</b>	<b>7</b>	<b>1</b>	<b>—</b>
<b>11</b>	<b>Forestry, fishing, hunting, and agriculture support .....</b>	<b>(A)</b>	<b>(D)</b>	<b>(D)</b>	<b>6</b>	<b>5</b>	<b>1</b>	<b>—</b>	<b>—</b>	<b>—</b>	<b>—</b>	<b>—</b>	<b>—</b>	<b>—</b>
<b>21</b>	<b>Mining .....</b>	<b>(B)</b>	<b>(D)</b>	<b>(D)</b>	<b>2</b>	<b>—</b>	<b>—</b>	<b>2</b>	<b>—</b>	<b>—</b>	<b>—</b>	<b>—</b>	<b>—</b>	<b>—</b>
<b>22</b>	<b>Utilities .....</b>	<b>(B)</b>	<b>(D)</b>	<b>(D)</b>	<b>2</b>	<b>1</b>	<b>—</b>	<b>—</b>	<b>1</b>	<b>—</b>	<b>—</b>	<b>—</b>	<b>—</b>	<b>—</b>
<b>23</b>	<b>Construction .....</b>	<b>506</b>	<b>1 798</b>	<b>8 807</b>	<b>86</b>	<b>52</b>	<b>22</b>	<b>7</b>	<b>4</b>	<b>1</b>	<b>—</b>	<b>—</b>	<b>—</b>	<b>—</b>
233	Building, developing & general contracting .....	144	578	2 423	20	10	6	1	3	—	—	—	—	—
235	Special trade contractors .....	331	1 083	5 483	59	37	16	4	1	1	—	—	—	—
<b>31-33</b>	<b>Manufacturing .....</b>	<b>2 859</b>	<b>15 242</b>	<b>68 986</b>	<b>30</b>	<b>6</b>	<b>4</b>	<b>4</b>	<b>4</b>	<b>4</b>	<b>3</b>	<b>4</b>	<b>1</b>	<b>—</b>
311	Food mfg .....	(C)	(D)	(D)	2	1	—	—	—	—	1	—	—	—
3115	Dairy product mfg .....	(C)	(D)	(D)	1	—	—	—	—	—	1	—	—	—
31151	Dairy product (exc frozen) mfg .....	(C)	(D)	(D)	1	—	—	—	—	—	1	—	—	—
315	Apparel manufacturing .....	(C)	(D)	(D)	2	—	—	—	—	1	1	—	—	—
3152	Cut & sew apparel mfg .....	(C)	(D)	(D)	2	—	—	—	—	1	1	—	—	—
31521	Cut & sew apparel contractors .....	(C)	(D)	(D)	2	—	—	—	—	1	1	—	—	—
326	Plastics & rubber products mfg .....	(E)	(D)	(D)	2	—	—	—	—	1	—	1	—	—
3261	Plastics product mfg .....	(E)	(D)	(D)	2	—	—	—	—	1	—	1	—	—
32619	Other plastics product mfg .....	(E)	(D)	(D)	1	—	—	—	—	—	—	1	—	—
332	Fabricated metal product mfg .....	684	4 577	19 986	7	—	—	2	2	1	1	1	—	—
3322	Cutlery & handtool mfg .....	(E)	(D)	(D)	2	—	—	1	—	—	—	1	—	—
33221	Cutlery & handtool mfg .....	(E)	(D)	(D)	2	—	—	1	—	—	—	1	—	—
3325	Hardware mfg .....	(C)	(D)	(D)	1	—	—	—	—	—	1	—	—	—
33251	Hardware mfg .....	(C)	(D)	(D)	1	—	—	—	—	—	1	—	—	—
333	Machinery mfg .....	(F)	(D)	(D)	1	—	—	—	—	—	—	—	1	—
3339	Other general purpose machinery mfg .....	(F)	(D)	(D)	1	—	—	—	—	—	—	—	1	—
33391	Pump & compressor mfg .....	(F)	(D)	(D)	1	—	—	—	—	—	—	—	1	—
335	Electrical equip, appliance & component mfg .....	(E)	(D)	(D)	1	—	—	—	—	—	—	1	—	—
3352	Household appliance mfg .....	(E)	(D)	(D)	1	—	—	—	—	—	—	1	—	—
33522	Major appliance mfg .....	(E)	(D)	(D)	1	—	—	—	—	—	—	1	—	—
336	Transportation equipment mfg .....	(E)	(D)	(D)	1	—	—	—	—	—	—	1	—	—
3363	Motor vehicle parts mfg .....	(E)	(D)	(D)	1	—	—	—	—	—	—	1	—	—
33636	Motor vehicle seating & interior trim mfg .....	(E)	(D)	(D)	1	—	—	—	—	—	—	1	—	—
<b>42</b>	<b>Wholesale trade .....</b>	<b>557</b>	<b>2 387</b>	<b>11 473</b>	<b>19</b>	<b>9</b>	<b>6</b>	<b>2</b>	<b>—</b>	<b>1</b>	<b>—</b>	<b>1</b>	<b>—</b>	<b>—</b>
422	Wholesale trade, nondurable goods .....	(F)	(D)	(D)	8	3	2	1	—	1	—	1	—	—
4229	Miscellaneous nondurable goods whlse .....	(E)	(D)	(D)	2	—	1	—	—	—	—	1	—	—
42294	Tobacco & tobacco product whlse .....	(E)	(D)	(D)	1	—	—	—	—	—	—	1	—	—

Note: Employment-size classes are indicated as follows: A—0 to 19; B—20 to 99; C—100 to 249; E—250 to 499; F—500 to 999; G—1,000 to 2,499; H—2,500 to 4,999; I—5,000 to 9,999; J—10,000 to 24,999; K—25,000 to 49,999; L—50,000 to 99,999; M—100,000 or more.

**Table 6. Counties—Employees, Payroll, and Establishments by Industry: 1999—Con.**

[Excludes most government employees, railroad employees, and self-employed persons. Size class 1 to 4 includes establishments with payroll, but no employees, during mid-March pay period. (D) denotes figures withheld to avoid disclosing data for individual companies; the data are included in broader industry totals. Detailed industries with 100 or more employees are shown if industry was not a (D). For explanation of terms, abbreviations, and data reliability/comparability, see introductory text]

NAICS code	Industry	Number of employees for week including March 12	Payroll (\$1,000)		Total number of establishments	Number of establishments by employment-size class									
			First quarter	Annual		1 to 4	5 to 9	10 to 19	20 to 49	50 to 99	100 to 249	250 to 499	500 to 999	1,000 or more	
<b>GRAYSON—Con.</b>															
<b>44-45</b>	<b>Retail trade</b> .....	<b>904</b>	<b>3 309</b>	<b>13 622</b>	<b>101</b>	<b>50</b>	<b>30</b>	<b>15</b>	<b>4</b>	<b>1</b>	<b>1</b>				
444	Bldg material & garden equip & supp dealers .....	117	551	2 552	12	4	5	1	2						
445	Food & beverage stores .....	245	641	2 755	21	10	4	4	2	1					
4451	Grocery stores .....	(C)	(D)	(D)	19	8	4	4	2	1					
44511	Grocery (except convenience) stores .....	218	585	2 515	13	5	1	4	2	1					
445110	Grocery (except convenience) stores .....	218	585	2 515	13	5	1	4	2	1					
447	Gasoline stations .....	108	270	1 214	22	12	7	3							
4471	Gasoline stations .....	108	270	1 214	22	12	7	3							
452	General merchandise stores .....	(C)	(D)	(D)	4		3				1				
4521	Department stores .....	(C)	(D)	(D)	1						1				
45211	Department stores .....	(C)	(D)	(D)	1						1				
<b>48-49</b>	<b>Transportation &amp; warehousing</b> .....	<b>162</b>	<b>769</b>	<b>3 524</b>	<b>17</b>	<b>8</b>	<b>2</b>	<b>5</b>	<b>2</b>						
484	Truck transportation .....	(C)	(D)	(D)	15	7	2	4	2						
<b>51</b>	<b>Information</b> .....	<b>37</b>	<b>189</b>	<b>805</b>	<b>5</b>	<b>2</b>	<b>1</b>	<b>2</b>							
<b>52</b>	<b>Finance &amp; insurance</b> .....	<b>180</b>	<b>1 043</b>	<b>3 780</b>	<b>28</b>	<b>17</b>	<b>7</b>	<b>2</b>	<b>2</b>						
522	Credit intermediation & related activities .....	146	907	3 222	16	7	5	2	2						
5221	Depository credit intermediation .....	(C)	(D)	(D)	13	5	4	2	2						
52211	Commercial banking .....	128	804	2 905	12	5	3	2	2						
522110	Commercial banking .....	128	804	2 905	12	5	3	2	2						
<b>53</b>	<b>Real estate &amp; rental &amp; leasing</b> .....	<b>83</b>	<b>278</b>	<b>1 242</b>	<b>10</b>	<b>5</b>	<b>4</b>			<b>1</b>					
<b>54</b>	<b>Professional, scientific &amp; technical services</b> .....	<b>86</b>	<b>327</b>	<b>1 294</b>	<b>21</b>	<b>14</b>	<b>5</b>	<b>2</b>							
<b>55</b>	<b>Management of companies &amp; enterprises</b> .....	<b>(A)</b>	<b>(D)</b>	<b>(D)</b>	<b>1</b>	<b>1</b>									
<b>56</b>	<b>Admin, support, waste mgt, remediation services</b> .....	<b>640</b>	<b>1 179</b>	<b>5 346</b>	<b>16</b>	<b>4</b>	<b>7</b>	<b>1</b>	<b>1</b>	<b>1</b>	<b>1</b>	<b>1</b>			
561	Administrative & support services .....	(F)	(D)	(D)	15	4	6	1	1	1	1	1			
5613	Employment services .....	(E)	(D)	(D)	2					1		1			
56132	Temporary help services .....	(E)	(D)	(D)	2					1		1			
5617	Services to buildings & dwellings .....	199	684	3 099	10	3	4	1	1		1				
56173	Landscaping services .....	(C)	(D)	(D)	7	2	4				1				
<b>61</b>	<b>Educational services</b> .....	<b>(A)</b>	<b>(D)</b>	<b>(D)</b>	<b>1</b>	<b>1</b>									
<b>62</b>	<b>Health care and social assistance</b> .....	<b>837</b>	<b>3 856</b>	<b>16 848</b>	<b>33</b>	<b>13</b>	<b>6</b>	<b>7</b>	<b>3</b>	<b>2</b>	<b>1</b>	<b>1</b>			
621	Ambulatory health care services .....	207	1 289	5 961	23	11	5	4	3						
622	Hospitals .....	(E)	(D)	(D)	1							1			
6221	General medical & surgical hospitals .....	(E)	(D)	(D)	1							1			
62211	General medical & surgical hospitals .....	(E)	(D)	(D)	1							1			
623	Nursing & residential care facilities .....	172	573	2 398	3		1			1	1				
6231	Nursing care facilities .....	(C)	(D)	(D)	2					1	1				
62311	Nursing care facilities .....	(C)	(D)	(D)	2					1	1				
<b>71</b>	<b>Arts, entertainment &amp; recreation</b> .....	<b>24</b>	<b>101</b>	<b>560</b>	<b>6</b>	<b>4</b>	<b>1</b>	<b>1</b>							
<b>72</b>	<b>Accommodation &amp; food services</b> .....	<b>415</b>	<b>804</b>	<b>3 905</b>	<b>33</b>	<b>12</b>	<b>4</b>	<b>10</b>	<b>6</b>	<b>1</b>					
722	Food services & drinking places .....	374	749	3 628	24	7	2	8	6	1					
7222	Limited-service eating places .....	298	612	2 621	16	4	1	4	6	1					
72221	Limited-service eating places .....	298	612	2 621	16	4	1	4	6	1					
<b>81</b>	<b>Other services (except public administration)</b> .....	<b>168</b>	<b>407</b>	<b>1 762</b>	<b>48</b>	<b>37</b>	<b>5</b>	<b>6</b>							
813	Religious, grantmaking, civic, prof & like organizations .....	100	208	891	21	13	3	5							
<b>99</b>	<b>Unclassified establishments</b> .....	<b>(A)</b>	<b>(D)</b>	<b>(D)</b>	<b>1</b>	<b>1</b>									
<b>GREEN</b>															
	<b>Total</b> .....	<b>1 413</b>	<b>5 839</b>	<b>24 674</b>	<b>180</b>	<b>120</b>	<b>31</b>	<b>13</b>	<b>13</b>		<b>3</b>				
<b>11</b>	<b>Forestry, fishing, hunting, and agriculture support</b> .....	<b>(A)</b>	<b>(D)</b>	<b>(D)</b>	<b>1</b>	<b>1</b>									
<b>21</b>	<b>Mining</b> .....	<b>(A)</b>	<b>(D)</b>	<b>(D)</b>	<b>1</b>	<b>1</b>									
<b>22</b>	<b>Utilities</b> .....	<b>(A)</b>	<b>(D)</b>	<b>(D)</b>	<b>1</b>	<b>1</b>									
<b>23</b>	<b>Construction</b> .....	<b>42</b>	<b>136</b>	<b>588</b>	<b>11</b>	<b>8</b>	<b>2</b>		<b>1</b>						
<b>31-33</b>	<b>Manufacturing</b> .....	<b>324</b>	<b>1 781</b>	<b>7 381</b>	<b>11</b>	<b>4</b>	<b>2</b>		<b>4</b>		<b>1</b>				
321	Wood product mfg .....	(C)	(D)	(D)	3	2					1				
3219	Other wood product mfg .....	(C)	(D)	(D)	2	1					1				
32191	Millwork .....	(C)	(D)	(D)	2	1					1				
<b>42</b>	<b>Wholesale trade</b> .....	<b>27</b>	<b>104</b>	<b>520</b>	<b>7</b>	<b>4</b>	<b>3</b>								
<b>44-45</b>	<b>Retail trade</b> .....	<b>269</b>	<b>860</b>	<b>3 851</b>	<b>43</b>	<b>25</b>	<b>11</b>	<b>5</b>	<b>2</b>						
<b>48-49</b>	<b>Transportation &amp; warehousing</b> .....	<b>5</b>	<b>11</b>	<b>62</b>	<b>3</b>	<b>3</b>									
<b>51</b>	<b>Information</b> .....	<b>(A)</b>	<b>(D)</b>	<b>(D)</b>	<b>4</b>	<b>3</b>		<b>1</b>							
<b>52</b>	<b>Finance &amp; insurance</b> .....	<b>85</b>	<b>410</b>	<b>1 789</b>	<b>12</b>	<b>6</b>	<b>4</b>		<b>2</b>						
<b>53</b>	<b>Real estate &amp; rental &amp; leasing</b> .....	<b>12</b>	<b>22</b>	<b>95</b>	<b>5</b>	<b>4</b>	<b>1</b>								

Note: Employment-size classes are indicated as follows: A—0 to 19; B—20 to 99; C—100 to 249; E—250 to 499; F—500 to 999; G—1,000 to 2,499; H—2,500 to 4,999; I—5,000 to 9,999; J—10,000 to 24,999; K—25,000 to 49,999; L—50,000 to 99,999; M—100,000 or more.

**Table 6. Counties—Employees, Payroll, and Establishments by Industry: 1999—Con.**

[Excludes most government employees, railroad employees, and self-employed persons. Size class 1 to 4 includes establishments with payroll, but no employees, during mid-March pay period. (D) denotes figures withheld to avoid disclosing data for individual companies; the data are included in broader industry totals. Detailed industries with 100 or more employees are shown if industry was not a (D). For explanation of terms, abbreviations, and data reliability/comparability, see introductory text]

NAICS code	Industry	Number of employees for week including March 12	Payroll (\$1,000)		Total number of establishments	Number of establishments by employment-size class									
			First quarter	Annual		1 to 4	5 to 9	10 to 19	20 to 49	50 to 99	100 to 249	250 to 499	500 to 999	1,000 or more	
<b>GREEN—Con.</b>															
54	<b>Professional, scientific &amp; technical services</b> .....	(A)	(D)	(D)	5	3	2	—	—	—	—	—	—	—	
55	<b>Management of companies &amp; enterprises</b> .	(A)	(D)	(D)	2	2	—	—	—	—	—	—	—	—	
56	<b>Admin, support, waste mgt, remediation services</b> .....	(A)	(D)	(D)	2	2	—	—	—	—	—	—	—	—	
61	<b>Educational services</b> .....	(A)	(D)	(D)	1	—	—	1	—	—	—	—	—	—	
62	<b>Health care and social assistance</b> .....	423	1 883	7 974	25	13	6	2	2	—	2	—	—	—	
621	Ambulatory health care services .....	125	554	2 245	15	8	3	2	2	—	—	—	—	—	
622	Hospitals .....	(C)	(D)	(D)	1	—	—	—	—	—	1	—	—	—	
6221	General medical & surgical hospitals .....	(C)	(D)	(D)	1	—	—	—	—	—	1	—	—	—	
62211	General medical & surgical hospitals .....	(C)	(D)	(D)	1	—	—	—	—	—	1	—	—	—	
623	Nursing & residential care facilities .....	(C)	(D)	(D)	2	—	1	—	—	—	1	—	—	—	
6231	Nursing care facilities .....	(C)	(D)	(D)	1	—	—	—	—	—	1	—	—	—	
62311	Nursing care facilities .....	(C)	(D)	(D)	1	—	—	—	—	—	1	—	—	—	
71	<b>Arts, entertainment &amp; recreation</b> .....	(A)	(D)	(D)	2	2	—	—	—	—	—	—	—	—	
72	<b>Accommodation &amp; food services</b> .....	106	173	724	11	6	—	3	2	—	—	—	—	—	
722	Food services & drinking places .....	106	173	724	11	6	—	3	2	—	—	—	—	—	
81	<b>Other services (except public administration)</b> .....	61	123	499	29	28	—	1	—	—	—	—	—	—	
99	<b>Unclassified establishments</b> .....	4	6	59	4	4	—	—	—	—	—	—	—	—	
<b>GREENUP</b>															
	<b>Total</b> .....	5 008	30 039	127 636	509	289	113	51	37	11	7	1	—	—	
11	<b>Forestry, fishing, hunting, and agriculture support</b> .....	(A)	(D)	(D)	1	—	1	—	—	—	—	—	—	—	
22	<b>Utilities</b> .....	(B)	(D)	(D)	2	—	1	1	—	—	—	—	—	—	
23	<b>Construction</b> .....	303	1 640	7 677	48	32	9	4	2	1	—	—	—	—	
235	Special trade contractors .....	202	1 096	4 875	27	18	5	2	1	1	—	—	—	—	
31-33	<b>Manufacturing</b> .....	740	8 367	34 207	13	4	—	1	4	1	2	1	—	—	
324	Petroleum & coal products mfg .....	(C)	(D)	(D)	1	—	—	—	—	—	1	—	—	—	
3241	Petroleum & coal products mfg .....	(C)	(D)	(D)	1	—	—	—	—	—	1	—	—	—	
32411	Petroleum refineries .....	(C)	(D)	(D)	1	—	—	—	—	—	1	—	—	—	
325	Chemical mfg .....	(C)	(D)	(D)	3	—	—	—	2	1	—	—	—	—	
3251	Basic chemical mfg .....	(C)	(D)	(D)	3	—	—	—	2	1	—	—	—	—	
326	Plastics & rubber products mfg .....	(C)	(D)	(D)	2	—	—	—	1	—	—	—	—	—	
3261	Plastics product mfg .....	(C)	(D)	(D)	1	—	—	—	—	—	1	—	—	—	
32614	Polystyrene foam product mfg .....	(C)	(D)	(D)	1	—	—	—	—	—	1	—	—	—	
327	Nonmetallic mineral product mfg .....	(E)	(D)	(D)	1	—	—	—	—	—	—	1	—	—	
3271	Clay product & refractory mfg .....	(E)	(D)	(D)	1	—	—	—	—	—	—	1	—	—	
32712	Clay building material & refractories mfg .....	(E)	(D)	(D)	1	—	—	—	—	—	—	1	—	—	
42	<b>Wholesale trade</b> .....	221	1 466	5 436	17	7	3	5	1	1	—	—	—	—	
421	Wholesale trade, durable goods .....	183	1 234	4 899	10	3	2	3	1	1	—	—	—	—	
4215	Metal & mineral (except petroleum) whsle .....	(C)	(D)	(D)	2	—	—	—	1	1	—	—	—	—	
42151	Metal service centers & offices whsle .....	(C)	(D)	(D)	2	—	—	—	1	1	—	—	—	—	
44-45	<b>Retail trade</b> .....	840	2 742	11 933	111	57	28	16	8	2	—	—	—	—	
441	Motor vehicle & parts dealers .....	125	520	2 319	18	8	4	5	1	—	—	—	—	—	
445	Food & beverage stores .....	227	642	2 843	13	4	3	2	2	2	—	—	—	—	
4451	Grocery stores .....	(C)	(D)	(D)	9	1	3	1	2	2	—	—	—	—	
44511	Grocery (except convenience) stores .....	211	614	2 694	8	—	3	1	2	2	—	—	—	—	
445110	Grocery (except convenience) stores .....	211	614	2 694	8	—	3	1	2	2	—	—	—	—	
447	Gasoline stations .....	227	546	2 468	17	7	1	4	5	—	—	—	—	—	
4471	Gasoline stations .....	227	546	2 468	17	7	1	4	5	—	—	—	—	—	
44711	Gasoline stations with convenience stores ..	199	475	2 149	13	4	1	3	5	—	—	—	—	—	
447110	Gasoline stations with convenience stores ..	199	475	2 149	13	4	1	3	5	—	—	—	—	—	
48-49	<b>Transportation &amp; warehousing</b> .....	155	1 063	3 876	20	11	3	4	2	—	—	—	—	—	
51	<b>Information</b> .....	(A)	(D)	(D)	3	3	—	—	—	—	—	—	—	—	
52	<b>Finance &amp; insurance</b> .....	252	1 604	6 344	35	21	10	1	2	1	—	—	—	—	
522	Credit intermediation & related activities .....	175	1 161	4 382	21	10	8	1	1	1	—	—	—	—	
5221	Depository credit intermediation .....	(C)	(D)	(D)	20	9	8	1	1	1	—	—	—	—	
52211	Commercial banking .....	151	1 078	4 010	14	4	7	1	1	1	—	—	—	—	
522110	Commercial banking .....	151	1 078	4 010	14	4	7	1	1	1	—	—	—	—	
53	<b>Real estate &amp; rental &amp; leasing</b> .....	(B)	(D)	(D)	15	12	2	1	—	—	—	—	—	—	
54	<b>Professional, scientific &amp; technical services</b> .....	152	545	2 527	36	25	8	2	1	—	—	—	—	—	
541	Professional, scientific & technical services .....	152	545	2 527	36	25	8	2	1	—	—	—	—	—	
55	<b>Management of companies &amp; enterprises</b> .	(F)	(D)	(D)	7	2	—	—	1	2	2	—	—	—	
551	Management of companies & enterprises .....	(F)	(D)	(D)	7	2	—	—	1	2	2	—	—	—	
5511	Management of companies & enterprises .....	(F)	(D)	(D)	7	2	—	—	1	2	2	—	—	—	
55111	Management of companies & enterprises .....	(F)	(D)	(D)	7	2	—	—	1	2	2	—	—	—	

Note: Employment-size classes are indicated as follows: A—0 to 19; B—20 to 99; C—100 to 249; E—250 to 499; F—500 to 999; G—1,000 to 2,499; H—2,500 to 4,999; I—5,000 to 9,999; J—10,000 to 24,999; K—25,000 to 49,999; L—50,000 to 99,999; M—100,000 or more.

**Table 6. Counties—Employees, Payroll, and Establishments by Industry: 1999—Con.**

[Excludes most government employees, railroad employees, and self-employed persons. Size class 1 to 4 includes establishments with payroll, but no employees, during mid-March pay period. (D) denotes figures withheld to avoid disclosing data for individual companies; the data are included in broader industry totals. Detailed industries with 100 or more employees are shown if industry was not a (D). For explanation of terms, abbreviations, and data reliability/comparability, see introductory text]

NAICS code	Industry	Number of employees for week including March 12	Payroll (\$1,000)		Total number of establishments	Number of establishments by employment-size class								
			First quarter	Annual		1 to 4	5 to 9	10 to 19	20 to 49	50 to 99	100 to 249	250 to 499	500 to 999	1,000 or more
<b>GREENUP—Con.</b>														
56	<b>Admin, support, waste mgt, remediation services</b> .....	157	483	2 664	20	11	6	—	2	1	—	—	—	—
561	Administrative & support services .....	(C)	(D)	(D)	17	9	5	—	2	1	—	—	—	—
61	<b>Educational services</b> .....	(A)	(D)	(D)	1	—	—	1	—	—	—	—	—	—
62	<b>Health care and social assistance</b> .....	522	1 973	8 580	58	35	16	1	3	1	2	—	—	—
621	Ambulatory health care services .....	183	992	4 318	44	29	13	1	1	—	—	—	—	—
623	Nursing & residential care facilities .....	(E)	(D)	(D)	6	2	1	—	—	1	2	—	—	—
6231	Nursing care facilities .....	(E)	(D)	(D)	4	—	1	—	—	1	2	—	—	—
62311	Nursing care facilities .....	(E)	(D)	(D)	4	—	1	—	—	1	2	—	—	—
71	<b>Arts, entertainment &amp; recreation</b> .....	76	244	1 459	11	7	3	—	1	—	—	—	—	—
72	<b>Accommodation &amp; food services</b> .....	705	1 436	8 081	35	9	6	10	8	1	1	—	—	—
722	Food services & drinking places .....	(F)	(D)	(D)	33	8	6	9	8	1	1	—	—	—
7221	Full-service restaurants .....	115	211	1 806	10	4	3	—	3	—	—	—	—	—
72211	Full-service restaurants .....	115	211	1 806	10	4	3	—	3	—	—	—	—	—
722110	Full-service restaurants .....	115	211	1 806	10	4	3	—	3	—	—	—	—	—
7222	Limited-service eating places .....	575	1 201	6 060	22	3	3	9	5	1	1	—	—	—
72221	Limited-service eating places .....	575	1 201	6 060	22	3	3	9	5	1	1	—	—	—
81	<b>Other services (except public administration)</b> .....	279	753	3 304	70	48	16	4	2	—	—	—	—	—
813	Religious, grantmaking, civic, prof & like organizations .....	163	315	1 304	36	23	9	3	1	—	—	—	—	—
8131	Religious organizations .....	117	280	1 155	29	19	7	3	—	—	—	—	—	—
81311	Religious organizations .....	117	280	1 155	29	19	7	3	—	—	—	—	—	—
813110	Religious organizations .....	117	280	1 155	29	19	7	3	—	—	—	—	—	—
95	<b>Auxiliaries (exc corporate, subsidiary &amp; regional mgt)</b> .....	(A)	(D)	(D)	2	1	1	—	—	—	—	—	—	—
99	<b>Unclassified establishments</b> .....	(A)	(D)	(D)	4	4	—	—	—	—	—	—	—	—
<b>HANCOCK</b>														
	<b>Total</b> .....	2 960	23 402	101 557	134	81	19	14	12	3	3	1	—	1
22	<b>Utilities</b> .....	(C)	(D)	(D)	4	2	1	—	—	1	—	—	—	—
221	Utilities .....	(C)	(D)	(D)	4	2	1	—	—	1	—	—	—	—
2211	Elec pwr generation, transmsn & distribution ...	(C)	(D)	(D)	4	2	1	—	—	1	—	—	—	—
23	<b>Construction</b> .....	118	595	2 883	17	12	—	3	2	—	—	—	—	—
31-33	<b>Manufacturing</b> .....	2 073	19 651	83 859	17	5	1	3	3	—	3	1	—	1
327	Nonmetallic mineral product mfg .....	(C)	(D)	(D)	2	—	—	—	1	—	1	—	—	—
3271	Clay product & refractory mfg .....	(C)	(D)	(D)	1	—	—	—	—	—	1	—	—	—
32712	Clay building material & refractories mfg .....	(C)	(D)	(D)	1	—	—	—	—	—	1	—	—	—
331	Primary metal mfg .....	1 581	15 690	67 793	5	1	—	1	—	—	1	1	—	1
3313	Alumina & aluminum production & processing ..	(G)	(D)	(D)	3	—	—	1	—	—	1	—	—	1
33131	Alumina & aluminum production & processing .....	(G)	(D)	(D)	3	—	—	1	—	—	1	—	—	1
3315	Foundries .....	(E)	(D)	(D)	1	—	—	—	—	—	—	1	—	—
33152	Nonferrous metal foundries .....	(E)	(D)	(D)	1	—	—	—	—	—	—	1	—	—
332	Fabricated metal product mfg .....	(C)	(D)	(D)	2	—	—	1	—	—	1	—	—	—
3328	Coating, engrave, heat treating & oth activity ...	(C)	(D)	(D)	1	—	—	—	—	—	1	—	—	—
33281	Coating, engrave, heat treating & oth activity ...	(C)	(D)	(D)	1	—	—	—	—	—	1	—	—	—
42	<b>Wholesale trade</b> .....	(A)	(D)	(D)	1	—	—	1	—	—	—	—	—	—
44-45	<b>Retail trade</b> .....	183	502	2 390	22	12	4	2	4	—	—	—	—	—
48-49	<b>Transportation &amp; warehousing</b> .....	(B)	(D)	(D)	3	2	—	—	—	1	—	—	—	—
51	<b>Information</b> .....	11	71	327	3	2	1	—	—	—	—	—	—	—
52	<b>Finance &amp; insurance</b> .....	54	254	1 077	9	7	1	—	1	—	—	—	—	—
53	<b>Real estate &amp; rental &amp; leasing</b> .....	14	38	184	5	4	1	—	—	—	—	—	—	—
54	<b>Professional, scientific &amp; technical services</b> .....	21	54	210	9	8	1	—	—	—	—	—	—	—
56	<b>Admin, support, waste mgt, remediation services</b> .....	(A)	(D)	(D)	3	3	—	—	—	—	—	—	—	—
61	<b>Educational services</b> .....	(A)	(D)	(D)	2	—	2	—	—	—	—	—	—	—
62	<b>Health care and social assistance</b> .....	109	235	1 009	10	7	—	1	1	1	—	—	—	—
71	<b>Arts, entertainment &amp; recreation</b> .....	14	31	117	3	1	2	—	—	—	—	—	—	—
72	<b>Accommodation &amp; food services</b> .....	66	104	438	7	2	1	4	—	—	—	—	—	—
81	<b>Other services (except public administration)</b> .....	96	166	645	19	14	4	—	1	—	—	—	—	—

Note: Employment-size classes are indicated as follows: A—0 to 19; B—20 to 99; C—100 to 249; E—250 to 499; F—500 to 999; G—1,000 to 2,499; H—2,500 to 4,999; I—5,000 to 9,999; J—10,000 to 24,999; K—25,000 to 49,999; L—50,000 to 99,999; M—100,000 or more.



**Table 6. Counties—Employees, Payroll, and Establishments by Industry: 1999—Con.**

[Excludes most government employees, railroad employees, and self-employed persons. Size class 1 to 4 includes establishments with payroll, but no employees, during mid-March pay period. (D) denotes figures withheld to avoid disclosing data for individual companies; the data are included in broader industry totals. Detailed industries with 100 or more employees are shown if industry was not a (D). For explanation of terms, abbreviations, and data reliability/comparability, see introductory text]

NAICS code	Industry	Number of employees for week including March 12	Payroll (\$1,000)		Total number of establishments	Number of establishments by employment-size class								
			First quarter	Annual		1 to 4	5 to 9	10 to 19	20 to 49	50 to 99	100 to 249	250 to 499	500 to 999	1,000 or more
<b>HARDIN</b>														
	<b>Total</b> .....	<b>31 871</b>	<b>167 493</b>	<b>729 811</b>	<b>1 981</b>	<b>998</b>	<b>430</b>	<b>263</b>	<b>191</b>	<b>54</b>	<b>31</b>	<b>9</b>	<b>2</b>	<b>3</b>
<b>11</b>	<b>Forestry, fishing, hunting, and agriculture support</b> .....	<b>(B)</b>	<b>(D)</b>	<b>(D)</b>	<b>3</b>	<b>1</b>	<b>—</b>	<b>2</b>	<b>—</b>	<b>—</b>	<b>—</b>	<b>—</b>	<b>—</b>	<b>—</b>
<b>21</b>	<b>Mining</b> .....	<b>52</b>	<b>324</b>	<b>1 426</b>	<b>5</b>	<b>1</b>	<b>2</b>	<b>1</b>	<b>1</b>	<b>—</b>	<b>—</b>	<b>—</b>	<b>—</b>	<b>—</b>
<b>22</b>	<b>Utilities</b> .....	<b>(C)</b>	<b>(D)</b>	<b>(D)</b>	<b>4</b>	<b>2</b>	<b>—</b>	<b>—</b>	<b>1</b>	<b>1</b>	<b>—</b>	<b>—</b>	<b>—</b>	<b>—</b>
221	Utilities .....	(C)	(D)	(D)	4	2	—	—	1	1	—	—	—	—
2211	Elec pwr generation, transmsn & distribution ...	(C)	(D)	(D)	3	1	—	—	1	1	—	—	—	—
22112	Electric pwr transmsn, control & distribution ..	(C)	(D)	(D)	3	1	—	—	1	1	—	—	—	—
<b>23</b>	<b>Construction</b> .....	<b>1 611</b>	<b>8 419</b>	<b>41 999</b>	<b>230</b>	<b>138</b>	<b>52</b>	<b>20</b>	<b>16</b>	<b>3</b>	<b>1</b>	<b>—</b>	<b>—</b>	<b>—</b>
233	Building, developing & general contracting .....	545	2 751	14 002	78	47	15	9	5	2	—	—	—	—
2332	Residential building construction .....	365	1 667	9 091	63	41	13	7	—	2	—	—	—	—
23321	Single-family housing construction .....	(E)	(D)	(D)	59	38	13	7	—	1	—	—	—	—
2333	Nonresidential building construction .....	180	1 084	4 911	15	6	2	2	5	—	—	—	—	—
23332	Commercial & institutional bldg construction ..	153	901	4 180	11	3	2	2	4	—	—	—	—	—
233320	Commercial & institutional bldg construction .....	153	901	4 180	11	3	2	2	4	—	—	—	—	—
234	Heavy construction .....	128	1 020	5 756	18	8	7	1	2	—	—	—	—	—
235	Special trade contractors .....	938	4 648	22 241	134	83	30	10	9	1	1	—	—	—
2351	Plumbing, heating & AC contractor .....	327	2 106	9 532	25	12	5	4	3	—	1	—	—	—
23511	Plumbing, heating & AC contractor .....	327	2 106	9 532	25	12	5	4	3	—	1	—	—	—
235110	Plumbing, heating & AC contractor .....	327	2 106	9 532	25	12	5	4	3	—	1	—	—	—
2353	Electrical contractors .....	145	940	4 220	17	12	2	1	2	—	—	—	—	—
23531	Electrical contractors .....	145	940	4 220	17	12	2	1	2	—	—	—	—	—
235310	Electrical contractors .....	145	940	4 220	17	12	2	1	2	—	—	—	—	—
2359	Other special trade contractors .....	127	411	2 261	24	13	8	1	2	—	—	—	—	—
<b>31-33</b>	<b>Manufacturing</b> .....	<b>7 231</b>	<b>58 414</b>	<b>244 606</b>	<b>76</b>	<b>19</b>	<b>11</b>	<b>12</b>	<b>10</b>	<b>6</b>	<b>8</b>	<b>7</b>	<b>2</b>	<b>1</b>
312	Beverage & tobacco product mfg .....	(C)	(D)	(D)	2	—	1	—	—	—	1	—	—	—
3121	Beverage mfg .....	(C)	(D)	(D)	2	—	1	—	—	—	1	—	—	—
31211	Soft drink & ice mfg .....	(C)	(D)	(D)	2	—	1	—	—	—	1	—	—	—
315	Apparel manufacturing .....	(E)	(D)	(D)	2	1	—	—	—	—	—	1	—	—
3152	Cut & sew apparel mfg .....	(E)	(D)	(D)	2	1	—	—	—	—	—	1	—	—
31521	Cut & sew apparel contractors .....	(E)	(D)	(D)	2	1	—	—	—	—	—	1	—	—
323	Printing & related support activities .....	118	913	3 064	5	—	3	1	—	1	—	—	—	—
3231	Printing & related support activities .....	118	913	3 064	5	—	3	1	—	1	—	—	—	—
32311	Printing .....	118	913	3 064	5	—	3	1	—	1	—	—	—	—
325	Chemical mfg .....	612	6 662	28 466	5	—	1	—	—	2	1	1	—	—
3251	Basic chemical mfg .....	(C)	(D)	(D)	1	—	—	—	—	—	1	—	—	—
32513	Synthetic dye & pigment mfg .....	(C)	(D)	(D)	1	—	—	—	—	—	1	—	—	—
3255	Paint, coating & adhesive mfg .....	(E)	(D)	(D)	2	—	—	—	—	1	—	1	—	—
32552	Adhesive mfg .....	(E)	(D)	(D)	2	—	—	—	—	1	—	1	—	—
3259	Other chemical product & preparation mfg .....	(C)	(D)	(D)	2	—	1	—	—	1	—	—	—	—
326	Plastics & rubber products mfg .....	(F)	(D)	(D)	5	1	—	1	2	—	—	1	—	—
3262	Rubber product mfg .....	(E)	(D)	(D)	1	—	—	—	—	—	—	1	—	—
32622	Rubber & plastics hoses & belting mfg .....	(E)	(D)	(D)	1	—	—	—	—	—	—	1	—	—
327	Nonmetallic mineral product mfg .....	(F)	(D)	(D)	4	—	1	—	—	2	—	—	1	—
3272	Glass & glass product mfg .....	(F)	(D)	(D)	1	—	—	—	—	—	—	—	1	—
32721	Glass & glass product mfg .....	(F)	(D)	(D)	1	—	—	—	—	—	—	—	1	—
3273	Cement & concrete product mfg .....	(C)	(D)	(D)	2	—	—	—	—	2	—	—	—	—
332	Fabricated metal product mfg .....	1 696	11 561	47 183	21	4	3	4	5	—	2	3	—	—
3322	Cutlery & handtool mfg .....	(C)	(D)	(D)	2	—	—	—	1	—	1	—	—	—
33221	Cutlery & handtool mfg .....	(C)	(D)	(D)	2	—	—	—	1	—	1	—	—	—
3326	Spring & wire product mfg .....	(E)	(D)	(D)	1	—	—	—	—	—	—	1	—	—
33261	Spring & wire product mfg .....	(E)	(D)	(D)	1	—	—	—	—	—	—	1	—	—
3327	Mach shops, turn prod, screw, nut, bolt mfg ....	197	1 364	5 785	9	2	2	3	1	—	1	—	—	—
33271	Machine shops .....	197	1 364	5 785	9	2	2	3	1	—	1	—	—	—
332710	Machine shops .....	197	1 364	5 785	9	2	2	3	1	—	1	—	—	—
3329	Other fabricated metal product mfg .....	(F)	(D)	(D)	3	—	1	—	—	—	—	2	—	—
33299	All other fabricated metal product mfg .....	(F)	(D)	(D)	3	—	1	—	—	—	—	2	—	—
333	Machinery mfg .....	257	2 775	11 750	5	1	—	1	1	—	2	—	—	—
3331	Ag, construction & mining machinery mfg .....	(C)	(D)	(D)	2	1	—	—	—	—	1	—	—	—
33312	Construction machinery mfg .....	(C)	(D)	(D)	1	—	—	—	—	—	1	—	—	—
3339	Other general purpose machinery mfg .....	(C)	(D)	(D)	2	—	—	—	1	—	1	—	—	—
33399	All other general purpose machinery mfg ....	(C)	(D)	(D)	1	—	—	—	—	—	1	—	—	—
335	Electrical equip, appliance & component mfg .....	(E)	(D)	(D)	3	—	1	—	—	—	1	1	—	—
3353	Electrical equipment mfg .....	(C)	(D)	(D)	2	—	1	—	—	—	1	—	—	—
33531	Electrical equipment mfg .....	(C)	(D)	(D)	2	—	1	—	—	—	1	—	—	—
3359	Other electrical equipment & component mfg ...	(E)	(D)	(D)	1	—	—	—	—	—	—	1	—	—
33592	Communication & energy wire & cable mfg ...	(E)	(D)	(D)	1	—	—	—	—	—	—	1	—	—
336	Transportation equipment mfg .....	1 943	16 148	71 075	3	—	—	—	—	1	—	—	1	1
3363	Motor vehicle parts mfg .....	1 943	16 148	71 075	3	—	—	—	—	1	—	—	1	1
33634	Motor vehicle brake system mfg .....	(F)	(D)	(D)	1	—	—	—	—	—	—	—	1	—
33639	Other motor vehicle parts mfg .....	(G)	(D)	(D)	2	—	—	—	—	1	—	—	—	1

Note: Employment-size classes are indicated as follows: A—0 to 19; B—20 to 99; C—100 to 249; E—250 to 499; F—500 to 999; G—1,000 to 2,499; H—2,500 to 4,999; I—5,000 to 9,999; J—10,000 to 24,999; K—25,000 to 49,999; L—50,000 to 99,999; M—100,000 or more.

**Table 6. Counties—Employees, Payroll, and Establishments by Industry: 1999—Con.**

[Excludes most government employees, railroad employees, and self-employed persons. Size class 1 to 4 includes establishments with payroll, but no employees, during mid-March pay period. (D) denotes figures withheld to avoid disclosing data for individual companies; the data are included in broader industry totals. Detailed industries with 100 or more employees are shown if industry was not a (D). For explanation of terms, abbreviations, and data reliability/comparability, see introductory text]

NAICS code	Industry	Number of employees for week including March 12	Payroll (\$1,000)		Total number of establishments	Number of establishments by employment-size class																					
			First quarter	Annual		1 to 4	5 to 9	10 to 19	20 to 49	50 to 99	100 to 249	250 to 499	500 to 999	1,000 or more													
<b>HARDIN—Con.</b>																											
<b>31-33 Manufacturing—Con.</b>																											
337	Furniture & related product mfg . . . . .	(C)	(D)	(D)	2	—	—	1	—	—	1	—	—	—	—	—	—										
3371	HH & institutional furniture & kitchen cabinet mfg . . . . .	(C)	(D)	(D)	2	—	—	1	—	—	1	—	—	—	—	—	—										
33711	Wood kitchen cabinet & countertop mfg . . . . .	(C)	(D)	(D)	2	—	—	1	—	—	1	—	—	—	—	—	—										
<b>42</b>	<b>Wholesale trade . . . . .</b>	<b>571</b>	<b>3 313</b>	<b>14 241</b>	<b>63</b>	<b>32</b>	<b>10</b>	<b>12</b>	<b>9</b>	—	—	—	—	—	—	—	—										
421	Wholesale trade, durable goods . . . . .	331	1 983	8 231	44	23	6	10	5	—	—	—	—	—	—	—	—										
4218	Machinery, equipment & supplies whsle . . . . .	110	839	3 490	16	7	3	5	1	—	—	—	—	—	—	—	—										
422	Wholesale trade, nondurable goods . . . . .	240	1 330	6 010	19	9	4	2	4	—	—	—	—	—	—	—	—										
4224	Grocery & related product whsle . . . . .	126	738	3 584	6	2	1	—	3	—	—	—	—	—	—	—	—										
<b>44-45</b>	<b>Retail trade . . . . .</b>	<b>5 577</b>	<b>22 618</b>	<b>97 459</b>	<b>415</b>	<b>160</b>	<b>130</b>	<b>72</b>	<b>34</b>	<b>9</b>	<b>9</b>	<b>1</b>	—	—	—	—	—										
441	Motor vehicle & parts dealers . . . . .	880	4 817	21 352	67	20	16	18	12	1	—	—	—	—	—	—	—										
4411	Automobile dealers . . . . .	570	3 470	15 281	35	15	3	6	10	1	—	—	—	—	—	—	—										
44111	New car dealers . . . . .	499	3 000	13 253	17	1	2	3	10	1	—	—	—	—	—	—	—										
441110	New car dealers . . . . .	499	3 000	13 253	17	1	2	3	10	1	—	—	—	—	—	—	—										
4413	Automotive parts, accessories & tire stores . . . . .	255	1 065	4 487	25	3	11	9	2	—	—	—	—	—	—	—	—										
44131	Automotive parts, accessories & tire stores . . . . .	142	546	2 257	14	2	6	4	2	—	—	—	—	—	—	—	—										
441310	Automotive parts, accessories & tire stores . . . . .	142	546	2 257	14	2	6	4	2	—	—	—	—	—	—	—	—										
44132	Tire dealers . . . . .	113	519	2 230	11	1	5	5	—	—	—	—	—	—	—	—	—										
441320	Tire dealers . . . . .	113	519	2 230	11	1	5	5	—	—	—	—	—	—	—	—	—										
442	Furniture & home furnishing stores . . . . .	137	583	2 659	21	9	7	4	1	—	—	—	—	—	—	—	—										
444	Bldg material & garden equip & supp dealers . . . . .	533	2 509	12 021	37	9	13	9	5	—	1	—	—	—	—	—	—										
4441	Building material & supplies dealers . . . . .	467	2 171	10 519	28	7	8	7	5	—	1	—	—	—	—	—	—										
44411	Home centers . . . . .	(C)	(D)	(D)	3	—	1	1	—	—	1	—	—	—	—	—	—										
44419	Other building material dealers . . . . .	241	1 289	6 354	19	4	6	4	5	—	—	—	—	—	—	—	—										
444190	Other building material dealers . . . . .	241	1 289	6 354	19	4	6	4	5	—	—	—	—	—	—	—	—										
445	Food & beverage stores . . . . .	867	2 832	12 270	32	12	5	5	5	2	3	—	—	—	—	—	—										
4451	Grocery stores . . . . .	834	2 709	11 689	23	6	3	4	5	2	3	—	—	—	—	—	—										
44511	Grocery (except convenience) stores . . . . .	793	2 596	11 211	19	5	2	3	4	2	3	—	—	—	—	—	—										
445110	Grocery (except convenience) stores . . . . .	793	2 596	11 211	19	5	2	3	4	2	3	—	—	—	—	—	—										
446	Health & personal care stores . . . . .	217	891	3 863	23	7	10	5	—	1	—	—	—	—	—	—	—										
4461	Health & personal care stores . . . . .	217	891	3 863	23	7	10	5	—	1	—	—	—	—	—	—	—										
44611	Pharmacies & drug stores . . . . .	123	474	1 978	7	—	4	2	—	1	—	—	—	—	—	—	—										
446110	Pharmacies & drug stores . . . . .	123	474	1 978	7	—	4	2	—	1	—	—	—	—	—	—	—										
447	Gasoline stations . . . . .	525	1 719	7 270	53	16	20	14	2	1	—	—	—	—	—	—	—										
4471	Gasoline stations . . . . .	525	1 719	7 270	53	16	20	14	2	1	—	—	—	—	—	—	—										
44711	Gasoline stations with convenience stores . . . . .	316	1 002	4 324	42	11	19	11	1	—	—	—	—	—	—	—	—										
447110	Gasoline stations with convenience stores . . . . .	316	1 002	4 324	42	11	19	11	1	—	—	—	—	—	—	—	—										
44719	Other gasoline stations . . . . .	209	717	2 946	11	5	1	3	1	1	—	—	—	—	—	—	—										
447190	Other gasoline stations . . . . .	209	717	2 946	11	5	1	3	1	1	—	—	—	—	—	—	—										
448	Clothing & clothing accessories stores . . . . .	445	1 168	5 249	51	21	21	6	2	—	1	—	—	—	—	—	—										
4481	Clothing stores . . . . .	315	702	3 247	26	10	9	4	2	—	1	—	—	—	—	—	—										
44814	Family clothing stores . . . . .	188	414	1 856	8	3	2	—	2	—	1	—	—	—	—	—	—										
448140	Family clothing stores . . . . .	188	414	1 856	8	3	2	—	2	—	1	—	—	—	—	—	—										
451	Sporting goods, hobby, book & music stores . . . . .	115	281	1 366	20	9	7	4	—	—	—	—	—	—	—	—	—										
452	General merchandise stores . . . . .	1 158	4 525	17 552	23	8	5	1	3	2	3	1	—	—	—	—	—										
4521	Department stores . . . . .	597	2 090	8 469	6	—	—	—	1	2	3	—	—	—	—	—	—										
45211	Department stores . . . . .	597	2 090	8 469	6	—	—	—	1	2	3	—	—	—	—	—	—										
452110	Department stores . . . . .	597	2 090	8 469	6	—	—	—	1	2	3	—	—	—	—	—	—										
4529	Other general merchandise stores . . . . .	561	2 435	9 083	17	8	5	1	2	—	—	1	—	—	—	—	—										
45291	Warehouse clubs & superstores . . . . .	(E)	(D)	(D)	1	—	—	—	—	—	—	1	—	—	—	—	—										
45299	All other general merchandise stores . . . . .	(C)	(D)	(D)	16	8	5	1	2	—	—	—	—	—	—	—	—										
453	Miscellaneous store retailers . . . . .	430	2 067	9 368	54	31	15	2	4	2	—	—	—	—	—	—	—										
4539	Other miscellaneous store retailers . . . . .	250	1 590	7 276	25	11	10	1	1	2	—	—	—	—	—	—	—										
45399	All other miscellaneous store retailers . . . . .	154	882	3 970	9	5	2	—	—	2	—	—	—	—	—	—	—										
454	Nonstore retailers . . . . .	181	808	2 950	13	4	6	2	—	—	1	—	—	—	—	—	—										
4541	Electronic shopping & mail-order houses . . . . .	154	706	2 462	7	1	4	1	—	—	1	—	—	—	—	—	—										
45411	Electronic shopping & mail-order houses . . . . .	154	706	2 462	7	1	4	1	—	—	1	—	—	—	—	—	—										
454110	Electronic shopping & mail-order houses . . . . .	154	706	2 462	7	1	4	1	—	—	1	—	—	—	—	—	—										
<b>48-49</b>	<b>Transportation &amp; warehousing . . . . .</b>	<b>879</b>	<b>4 880</b>	<b>21 862</b>	<b>56</b>	<b>25</b>	<b>10</b>	<b>9</b>	<b>9</b>	<b>1</b>	<b>2</b>	—	—	—	—	—	—										
484	Truck transportation . . . . .	718	4 050	18 364	41	18	8	6	6	1	2	—	—	—	—	—	—										
4841	General freight trucking . . . . .	241	1 494	5 679	19	10	5	2	1	—	1	—	—	—	—	—	—										
48412	General freight trucking, long-distance . . . . .	185	1 278	4 884	10	5	2	2	—	—	1	—	—	—	—	—	—										
4842	Specialized freight trucking . . . . .	477	2 556	12 685	22	8	3	4	5	1	1	—	—	—	—	—	—										
48422	Specialized freight (exc used) trucking, local . . . . .	116	463	2 946	11	5	2	1	3	—	—	—	—	—	—	—	—										
484220	Specialized freight (exc used) trucking, local . . . . .	116	463	2 946	11	5	2	1	3	—	—	—	—	—	—	—	—										
48423	Specialized freight (exc used) trucking, LDist . . . . .	311	1 835	8 467	7	2	—	2	1	1	1	—	—	—	—	—	—										
484230	Specialized freight (exc used) trucking, LDist . . . . .	311	1 835	8 467	7	2	—	2	1	1	1	—	—	—	—	—	—										

Note: Employment-size classes are indicated as follows: A—0 to 19; B—20 to 99; C—100 to 249; E—250 to 499; F—500 to 999; G—1,000 to 2,499; H—2,500 to 4,999; I—5,000 to 9,999; J—10,000 to 24,999; K—25,000 to 49,999; L—50,000 to 99,999; M—100,000 or more.

**Table 6. Counties—Employees, Payroll, and Establishments by Industry: 1999—Con.**

[Excludes most government employees, railroad employees, and self-employed persons. Size class 1 to 4 includes establishments with payroll, but no employees, during mid-March pay period. (D) denotes figures withheld to avoid disclosing data for individual companies; the data are included in broader industry totals. Detailed industries with 100 or more employees are shown if industry was not a (D). For explanation of terms, abbreviations, and data reliability/comparability, see introductory text]

NAICS code	Industry	Number of employees for week including March 12	Payroll (\$1,000)		Total number of establishments	Number of establishments by employment-size class									
			First quarter	Annual		1 to 4	5 to 9	10 to 19	20 to 49	50 to 99	100 to 249	250 to 499	500 to 999	1,000 or more	
<b>HARDIN—Con.</b>															
<b>51</b>	<b>Information</b>	<b>559</b>	<b>4 587</b>	<b>18 498</b>	<b>33</b>	<b>10</b>	<b>7</b>	<b>8</b>	<b>5</b>	<b>2</b>	<b>1</b>				
511	Publishing industries	(C)	(D)	(D)	3	2	—	—	—	—	1	—	—	—	
5111	Newspaper, periodical, book, database publishers	(C)	(D)	(D)	3	2	—	—	—	—	1	—	—	—	
51111	Newspaper publishers	(C)	(D)	(D)	3	2	—	—	—	—	1	—	—	—	
513	Broadcasting & telecommunications	254	2 023	8 911	20	5	5	6	3	1	—	—	—	—	
5133	Telecommunications	(C)	(D)	(D)	11	5	4	—	1	1	—	—	—	—	
51331	Wired telecommunications carriers	102	1 009	4 640	8	4	2	—	1	1	—	—	—	—	
513310	Wired telecommunications carriers	102	1 009	4 640	8	4	2	—	1	1	—	—	—	—	
514	Information & data processing services	167	1 735	7 070	7	2	1	1	2	1	—	—	—	—	
5142	Data processing services	(C)	(D)	(D)	4	1	—	—	2	1	—	—	—	—	
51421	Data processing services	(C)	(D)	(D)	4	1	—	—	2	1	—	—	—	—	
<b>52</b>	<b>Finance &amp; insurance</b>	<b>929</b>	<b>5 807</b>	<b>24 876</b>	<b>131</b>	<b>74</b>	<b>37</b>	<b>11</b>	<b>6</b>	<b>3</b>					
522	Credit intermediation & related activities	750	4 351	19 068	72	27	29	7	6	3	—	—	—	—	
5221	Depository credit intermediation	633	3 600	15 475	43	9	19	6	6	3	—	—	—	—	
52211	Commercial banking	379	2 111	8 846	31	9	12	3	6	1	—	—	—	—	
522110	Commercial banking	379	2 111	8 846	31	9	12	3	6	1	—	—	—	—	
52212	Savings institutions	(C)	(D)	(D)	7	—	5	1	—	1	—	—	—	—	
52213	Credit unions	(C)	(D)	(D)	5	—	2	2	—	1	—	—	—	—	
524	Insurance carriers & related activities	154	1 198	4 718	47	36	7	4	—	—	—	—	—	—	
5242	Agencies & other insurance related activities	117	731	3 249	38	29	7	2	—	—	—	—	—	—	
52421	Insurance agencies & brokerages	111	682	3 056	35	26	7	2	—	—	—	—	—	—	
524210	Insurance agencies & brokerages	111	682	3 056	35	26	7	2	—	—	—	—	—	—	
<b>53</b>	<b>Real estate &amp; rental &amp; leasing</b>	<b>411</b>	<b>1 091</b>	<b>4 627</b>	<b>86</b>	<b>62</b>	<b>18</b>	<b>3</b>	<b>2</b>	<b>1</b>					
531	Real estate	153	464	2 326	64	55	8	1	—	—	—	—	—	—	
532	Rental & leasing services	258	627	2 301	22	7	10	2	2	1	—	—	—	—	
5322	Consumer goods rental	(C)	(D)	(D)	15	4	6	2	2	1	—	—	—	—	
53223	Video tape & disc rental	217	394	1 262	12	2	5	2	2	1	—	—	—	—	
532230	Video tape & disc rental	217	394	1 262	12	2	5	2	2	1	—	—	—	—	
<b>54</b>	<b>Professional, scientific &amp; technical services</b>	<b>759</b>	<b>4 401</b>	<b>19 590</b>	<b>121</b>	<b>80</b>	<b>23</b>	<b>13</b>	<b>3</b>	<b>1</b>	<b>1</b>				
541	Professional, scientific & technical services	759	4 401	19 590	121	80	23	13	3	1	1	—	—	—	
5411	Legal services	166	889	4 027	39	28	6	5	—	—	—	—	—	—	
54111	Offices of lawyers	(C)	(D)	(D)	37	28	5	4	—	—	—	—	—	—	
5412	Accounting, tax prep, bookkeep, payroll services	113	447	1 648	23	15	5	2	1	—	—	—	—	—	
54121	Accounting, tax prep, bookkeep, payroll services	113	447	1 648	23	15	5	2	1	—	—	—	—	—	
5416	Management, sci & tech consulting services	146	689	3 386	8	4	2	1	—	—	1	—	—	—	
54161	Management consulting services	(C)	(D)	(D)	6	2	2	1	—	—	1	—	—	—	
5419	Oth professional, scientific, technical services	143	999	4 435	16	10	3	1	1	1	—	—	—	—	
<b>55</b>	<b>Management of companies &amp; enterprises</b>	<b>99</b>	<b>452</b>	<b>1 897</b>	<b>5</b>	<b>1</b>	<b>1</b>		<b>3</b>						
<b>56</b>	<b>Admin, support, waste mgt, remediation services</b>	<b>1 292</b>	<b>4 593</b>	<b>20 796</b>	<b>79</b>	<b>44</b>	<b>12</b>	<b>10</b>	<b>8</b>	<b>2</b>	<b>2</b>	<b>1</b>			
561	Administrative & support services	1 240	4 299	19 383	74	42	11	9	7	2	2	1	—	—	
5611	Office administrative services	151	1 146	4 844	8	4	—	1	2	1	—	—	—	—	
56111	Office administrative services	151	1 146	4 844	8	4	—	1	2	1	—	—	—	—	
561110	Office administrative services	151	1 146	4 844	8	4	—	1	2	1	—	—	—	—	
5613	Employment services	514	1 427	6 670	9	3	1	—	2	1	2	—	—	—	
56132	Temporary help services	(F)	(D)	(D)	7	2	—	—	2	1	2	—	—	—	
5617	Services to buildings & dwellings	467	1 225	5 820	35	20	7	4	3	—	—	1	—	—	
56172	Janitorial services	367	848	4 009	15	6	5	2	1	—	—	1	—	—	
561720	Janitorial services	367	848	4 009	15	6	5	2	1	—	—	1	—	—	
<b>61</b>	<b>Educational services</b>	<b>193</b>	<b>583</b>	<b>3 172</b>	<b>16</b>	<b>7</b>	<b>4</b>	<b>1</b>	<b>4</b>						
611	Educational services	193	583	3 172	16	7	4	1	4	—	—	—	—	—	
<b>62</b>	<b>Health care and social assistance</b>	<b>6 716</b>	<b>33 065</b>	<b>149 521</b>	<b>231</b>	<b>103</b>	<b>56</b>	<b>40</b>	<b>19</b>	<b>6</b>	<b>5</b>			<b>2</b>	
621	Ambulatory health care services	1 174	11 369	55 416	155	79	36	28	11	1	—	—	—	—	
6211	Offices of physicians	555	7 623	38 873	79	41	18	15	5	—	—	—	—	—	
62111	Offices of physicians	555	7 623	38 873	79	41	18	15	5	—	—	—	—	—	
621111	Offices of physicians (exc mental health)	545	7 611	38 822	75	37	18	15	5	—	—	—	—	—	
6212	Offices of dentists	218	1 197	5 797	37	15	16	6	—	—	—	—	—	—	
62121	Offices of dentists	218	1 197	5 797	37	15	16	6	—	—	—	—	—	—	
621210	Offices of dentists	218	1 197	5 797	37	15	16	6	—	—	—	—	—	—	
6214	Outpatient care centers	153	887	3 730	7	1	1	1	4	—	—	—	—	—	
62149	Other outpatient care centers	(C)	(D)	(D)	5	1	1	1	2	—	—	—	—	—	
6216	Home health care services	128	856	3 458	4	—	—	1	2	1	—	—	—	—	
62161	Home health care services	128	856	3 458	4	—	—	1	2	1	—	—	—	—	
621610	Home health care services	128	856	3 458	4	—	—	1	2	1	—	—	—	—	
622	Hospitals	4 080	17 555	75 510	4	—	—	—	—	—	2	—	—	2	
6221	General medical & surgical hospitals	(H)	(D)	(D)	2	—	—	—	—	—	—	—	—	2	
62211	General medical & surgical hospitals	(H)	(D)	(D)	2	—	—	—	—	—	—	—	—	2	
6222	Psychiatric & substance abuse hospitals	(C)	(D)	(D)	1	—	—	—	—	—	1	—	—	—	
62221	Psychiatric & substance abuse hospitals	(C)	(D)	(D)	1	—	—	—	—	—	1	—	—	—	
6223	Other specialty hospitals	(C)	(D)	(D)	1	—	—	—	—	—	1	—	—	—	
62231	Other specialty hospitals	(C)	(D)	(D)	1	—	—	—	—	—	1	—	—	—	

Note: Employment-size classes are indicated as follows: A—0 to 19; B—20 to 99; C—100 to 249; E—250 to 499; F—500 to 999; G—1,000 to 2,499; H—2,500 to 4,999; I—5,000 to 9,999; J—10,000 to 24,999; K—25,000 to 49,999; L—50,000 to 99,999; M—100,000 or more.

**Table 6. Counties—Employees, Payroll, and Establishments by Industry: 1999—Con.**

[Excludes most government employees, railroad employees, and self-employed persons. Size class 1 to 4 includes establishments with payroll, but no employees, during mid-March pay period. (D) denotes figures withheld to avoid disclosing data for individual companies; the data are included in broader industry totals. Detailed industries with 100 or more employees are shown if industry was not a (D). For explanation of terms, abbreviations, and data reliability/comparability, see introductory text]

NAICS code	Industry	Number of employees for week including March 12	Payroll (\$1,000)		Total number of establishments	Number of establishments by employment-size class									
			First quarter	Annual		1 to 4	5 to 9	10 to 19	20 to 49	50 to 99	100 to 249	250 to 499	500 to 999	1,000 or more	
<b>HARDIN—Con.</b>															
<b>62</b>	<b>Health care and social assistance—Con.</b>														
623	Nursing & residential care facilities .....	1 048	3 081	13 936	24	5	7	—	4	5	3	—	—	—	
6231	Nursing care facilities.....	544	1 839	7 867	5	—	—	—	—	3	2	—	—	—	
62311	Nursing care facilities.....	544	1 839	7 867	5	—	—	—	—	3	2	—	—	—	
623110	Nursing care facilities.....	544	1 839	7 867	5	—	—	—	—	3	2	—	—	—	
6232	Residential mental retardation, health facil .....	(E)	(D)	(D)	15	4	6	—	3	1	1	—	—	—	
62321	Residential mental retardation facilities .....	(E)	(D)	(D)	8	2	4	—	1	—	1	—	—	—	
62322	Residential mental health, subst abuse facil ..	(C)	(D)	(D)	7	2	2	—	2	1	—	—	—	—	
624	Social assistance .....	414	1 060	4 659	48	19	13	12	4	—	—	—	—	—	
6241	Individual & family services.....	104	365	1 586	18	9	5	4	—	—	—	—	—	—	
6244	Child day care services .....	254	477	2 061	24	7	7	7	3	—	—	—	—	—	
62441	Child day care services .....	254	477	2 061	24	7	7	7	3	—	—	—	—	—	
624410	Child day care services .....	254	477	2 061	24	7	7	7	3	—	—	—	—	—	
<b>71</b>	<b>Arts, entertainment &amp; recreation .....</b>	<b>167</b>	<b>396</b>	<b>1 853</b>	<b>22</b>	<b>11</b>	<b>5</b>	<b>4</b>	<b>1</b>	<b>1</b>	—	—	—	—	
713	Amusement, gambling & recreation industries ....	156	367	1 741	18	8	4	4	1	1	—	—	—	—	
7139	Other amusement & recreation industries .....	(C)	(D)	(D)	16	8	2	4	1	1	—	—	—	—	
<b>72</b>	<b>Accommodation &amp; food services .....</b>	<b>2 964</b>	<b>6 134</b>	<b>27 825</b>	<b>133</b>	<b>42</b>	<b>6</b>	<b>26</b>	<b>44</b>	<b>13</b>	<b>2</b>	—	—	—	
721	Accommodation .....	287	596	2 925	22	9	1	6	5	1	—	—	—	—	
7211	Traveler accommodation.....	(E)	(D)	(D)	19	6	1	6	5	1	—	—	—	—	
72111	Hotels (exc casino hotels) & motels .....	283	585	2 872	18	5	1	6	5	1	—	—	—	—	
721110	Hotels (exc casino hotels) & motels .....	283	585	2 872	18	5	1	6	5	1	—	—	—	—	
722	Food services & drinking places .....	2 677	5 538	24 900	111	33	5	20	39	12	2	—	—	—	
7221	Full-service restaurants .....	1 224	2 656	11 901	49	19	3	8	10	7	2	—	—	—	
72211	Full-service restaurants .....	1 224	2 656	11 901	49	19	3	8	10	7	2	—	—	—	
722110	Full-service restaurants .....	1 224	2 656	11 901	49	19	3	8	10	7	2	—	—	—	
7222	Limited-service eating places .....	1 448	2 872	12 970	59	11	2	12	29	5	—	—	—	—	
72221	Limited-service eating places .....	1 448	2 872	12 970	59	11	2	12	29	5	—	—	—	—	
722211	Limited-service restaurants .....	1 435	2 850	12 833	55	8	2	11	29	5	—	—	—	—	
<b>81</b>	<b>Other services (except public administration) .....</b>	<b>1 486</b>	<b>5 264</b>	<b>22 451</b>	<b>244</b>	<b>166</b>	<b>43</b>	<b>17</b>	<b>14</b>	<b>4</b>	—	—	—	—	
811	Repair & maintenance .....	437	2 006	8 813	92	66	16	5	5	—	—	—	—	—	
8111	Automotive repair & maintenance .....	311	1 271	5 462	68	48	14	4	2	—	—	—	—	—	
81111	Automotive mechanical & electrical R&M.....	153	615	2 531	41	32	8	1	—	—	—	—	—	—	
812	Personal & laundry services .....	346	1 335	5 737	49	31	10	5	2	1	—	—	—	—	
8121	Personal care services .....	110	415	1 662	21	14	3	3	1	—	—	—	—	—	
81211	Hair, nail & skin care services .....	102	402	1 579	17	10	3	3	1	—	—	—	—	—	
8123	Drycleaning & laundry services .....	210	720	3 189	17	8	5	2	1	1	—	—	—	—	
81233	Linen & uniform supply .....	(C)	(D)	(D)	3	—	2	—	—	1	—	—	—	—	
813	Religious, grantmaking, civic, prof & like organizations .....	703	1 923	7 901	103	69	17	7	7	3	—	—	—	—	
8131	Religious organizations .....	479	1 367	5 639	65	43	13	1	6	2	—	—	—	—	
81311	Religious organizations .....	479	1 367	5 639	65	43	13	1	6	2	—	—	—	—	
813110	Religious organizations .....	479	1 367	5 639	65	43	13	1	6	2	—	—	—	—	
8139	Business, labor, political, like organizations.....	176	431	1 741	25	16	3	4	1	1	—	—	—	—	
<b>95</b>	<b>Auxiliaries (exc corporate, subsidiary &amp; regional mgt) .....</b>	<b>169</b>	<b>1 604</b>	<b>6 529</b>	<b>4</b>	—	1	—	2	1	—	—	—	—	
<b>99</b>	<b>Unclassified establishments .....</b>	<b>42</b>	<b>130</b>	<b>625</b>	<b>24</b>	<b>20</b>	<b>2</b>	<b>2</b>	—	—	—	—	—	—	
<b>HARLAN</b>															
	<b>Total .....</b>	<b>6 105</b>	<b>34 317</b>	<b>142 128</b>	<b>542</b>	<b>293</b>	<b>112</b>	<b>66</b>	<b>53</b>	<b>11</b>	<b>5</b>	<b>2</b>	—	—	
<b>11</b>	<b>Forestry, fishing, hunting, and agriculture support .....</b>	<b>61</b>	<b>269</b>	<b>1 297</b>	<b>7</b>	<b>2</b>	<b>2</b>	<b>3</b>	—	—	—	—	—	—	
<b>21</b>	<b>Mining .....</b>	<b>1 199</b>	<b>11 014</b>	<b>41 980</b>	<b>26</b>	<b>6</b>	<b>2</b>	<b>4</b>	<b>8</b>	<b>3</b>	<b>2</b>	<b>1</b>	—	—	
212	Mining (except oil & gas).....	(G)	(D)	(D)	25	6	2	4	7	3	2	1	—	—	
2121	Coal mining .....	1 129	10 207	39 679	24	6	2	4	6	3	2	1	—	—	
21211	Coal mining .....	1 129	10 207	39 679	24	6	2	4	6	3	2	1	—	—	
212111	Bituminous coal & lignite surface mining .....	224	1 528	5 283	9	4	1	1	1	1	1	—	—	—	
212112	Bituminous coal underground mining .....	905	8 679	34 396	15	2	1	3	5	2	1	1	—	—	
<b>22</b>	<b>Utilities .....</b>	<b>(B)</b>	<b>(D)</b>	<b>(D)</b>	<b>4</b>	<b>1</b>	<b>2</b>	—	<b>1</b>	—	—	—	—	—	
<b>23</b>	<b>Construction .....</b>	<b>204</b>	<b>1 018</b>	<b>4 726</b>	<b>30</b>	<b>13</b>	<b>10</b>	<b>5</b>	<b>2</b>	—	—	—	—	—	
233	Building, developing & general contracting .....	101	536	2 502	10	4	3	1	2	—	—	—	—	—	
<b>31-33</b>	<b>Manufacturing .....</b>	<b>285</b>	<b>924</b>	<b>3 882</b>	<b>16</b>	<b>7</b>	<b>3</b>	<b>2</b>	<b>2</b>	<b>1</b>	<b>1</b>	—	—	—	
337	Furniture & related product mfg .....	(C)	(D)	(D)	1	—	—	—	—	—	1	—	—	—	
3371	HH & institutional furniture & kitchen cabinet mfg .....	(C)	(D)	(D)	1	—	—	—	—	—	1	—	—	—	
33712	Household & institutional furniture mfg.....	(C)	(D)	(D)	1	—	—	—	—	—	1	—	—	—	
<b>42</b>	<b>Wholesale trade .....</b>	<b>236</b>	<b>1 644</b>	<b>6 460</b>	<b>25</b>	<b>9</b>	<b>5</b>	<b>8</b>	<b>3</b>	—	—	—	—	—	
421	Wholesale trade, durable goods .....	206	1 500	5 879	22	9	4	6	3	—	—	—	—	—	
4218	Machinery, equipment & supplies whsle .....	138	1 034	4 310	12	2	4	5	1	—	—	—	—	—	
42181	Const & mining (exc petroleum) equip whsle ..	111	881	3 662	9	1	3	4	1	—	—	—	—	—	
421810	Const & mining (exc petroleum) equip whsle ..	111	881	3 662	9	1	3	4	1	—	—	—	—	—	

Note: Employment-size classes are indicated as follows: A—0 to 19; B—20 to 99; C—100 to 249; E—250 to 499; F—500 to 999; G—1,000 to 2,499; H—2,500 to 4,999; I—5,000 to 9,999; J—10,000 to 24,999; K—25,000 to 49,999; L—50,000 to 99,999; M—100,000 or more.

**Table 6. Counties—Employees, Payroll, and Establishments by Industry: 1999—Con.**

[Excludes most government employees, railroad employees, and self-employed persons. Size class 1 to 4 includes establishments with payroll, but no employees, during mid-March pay period. (D) denotes figures withheld to avoid disclosing data for individual companies; the data are included in broader industry totals. Detailed industries with 100 or more employees are shown if industry was not a (D). For explanation of terms, abbreviations, and data reliability/comparability, see introductory text]

NAICS code	Industry	Number of employees for week including March 12	Payroll (\$1,000)		Total number of establishments	Number of establishments by employment-size class								
			First quarter	Annual		1 to 4	5 to 9	10 to 19	20 to 49	50 to 99	100 to 249	250 to 499	500 to 999	1,000 or more
<b>HARLAN—Con.</b>														
<b>44-45</b>	<b>Retail trade</b> .....	<b>1 243</b>	<b>4 043</b>	<b>17 030</b>	<b>123</b>	<b>66</b>	<b>31</b>	<b>8</b>	<b>15</b>	<b>2</b>	<b>1</b>	—	—	—
441	Motor vehicle & parts dealers .....	115	451	1 829	14	6	4	2	—	—	—	—	—	—
444	Bldg material & garden equip & supp dealers .....	101	397	1 898	9	5	1	—	3	—	—	—	—	—
445	Food & beverage stores .....	343	946	4 162	20	8	4	1	5	2	—	—	—	—
4451	Grocery stores .....	(E)	(D)	(D)	19	7	4	1	5	2	—	—	—	—
44511	Grocery (except convenience) stores .....	326	912	3 996	16	6	2	1	5	2	—	—	—	—
445110	Grocery (except convenience) stores .....	326	912	3 996	16	6	2	1	5	2	—	—	—	—
447	Gasoline stations .....	104	301	1 212	17	9	5	2	1	—	—	—	—	—
4471	Gasoline stations .....	104	301	1 212	17	9	5	2	1	—	—	—	—	—
452	General merchandise stores .....	328	1 077	4 254	12	4	5	—	2	—	1	—	—	—
4521	Department stores .....	(C)	(D)	(D)	1	—	—	—	—	—	1	—	—	—
45211	Department stores .....	(C)	(D)	(D)	1	—	—	—	—	—	1	—	—	—
<b>48-49</b>	<b>Transportation &amp; warehousing</b> .....	<b>200</b>	<b>755</b>	<b>3 433</b>	<b>28</b>	<b>19</b>	<b>4</b>	<b>1</b>	<b>3</b>	<b>1</b>	—	—	—	—
484	Truck transportation .....	(C)	(D)	(D)	26	17	4	1	3	1	—	—	—	—
4842	Specialized freight trucking .....	(C)	(D)	(D)	23	14	4	1	3	1	—	—	—	—
48422	Specialized freight (exc used) trucking, local .....	188	727	3 255	22	14	3	1	3	1	—	—	—	—
484220	Specialized freight (exc used) trucking, local .....	188	727	3 255	22	14	3	1	3	1	—	—	—	—
<b>51</b>	<b>Information</b> .....	<b>94</b>	<b>390</b>	<b>1 684</b>	<b>16</b>	<b>9</b>	<b>3</b>	<b>3</b>	<b>1</b>	—	—	—	—	—
<b>52</b>	<b>Finance &amp; insurance</b> .....	<b>194</b>	<b>1 256</b>	<b>5 426</b>	<b>24</b>	<b>10</b>	<b>9</b>	<b>2</b>	<b>3</b>	—	—	—	—	—
522	Credit intermediation & related activities .....	138	861	3 599	14	3	7	2	2	—	—	—	—	—
5221	Depository credit intermediation .....	(C)	(D)	(D)	8	—	4	2	2	—	—	—	—	—
<b>53</b>	<b>Real estate &amp; rental &amp; leasing</b> .....	<b>74</b>	<b>397</b>	<b>1 428</b>	<b>22</b>	<b>16</b>	<b>5</b>	<b>1</b>	—	—	—	—	—	—
<b>54</b>	<b>Professional, scientific &amp; technical services</b> .....	<b>209</b>	<b>1 056</b>	<b>5 151</b>	<b>42</b>	<b>28</b>	<b>8</b>	<b>5</b>	<b>1</b>	—	—	—	—	—
541	Professional, scientific & technical services .....	209	1 056	5 151	42	28	8	5	1	—	—	—	—	—
<b>55</b>	<b>Management of companies &amp; enterprises</b> .....	<b>(B)</b>	<b>(D)</b>	<b>(D)</b>	<b>2</b>	<b>1</b>	—	—	—	<b>1</b>	—	—	—	—
<b>56</b>	<b>Admin, support, waste mgt, remediation services</b> .....	<b>95</b>	<b>376</b>	<b>1 527</b>	<b>12</b>	<b>7</b>	<b>1</b>	<b>3</b>	<b>1</b>	—	—	—	—	—
<b>61</b>	<b>Educational services</b> .....	<b>(B)</b>	<b>(D)</b>	<b>(D)</b>	<b>5</b>	<b>2</b>	<b>1</b>	<b>1</b>	<b>1</b>	—	—	—	—	—
<b>62</b>	<b>Health care and social assistance</b> .....	<b>1 134</b>	<b>7 991</b>	<b>35 048</b>	<b>45</b>	<b>19</b>	<b>11</b>	<b>7</b>	<b>3</b>	<b>3</b>	<b>1</b>	<b>1</b>	—	—
621	Ambulatory health care services .....	373	3 557	15 136	30	13	9	3	3	2	—	—	—	—
6211	Offices of physicians .....	133	2 271	9 552	11	6	2	2	—	1	—	—	—	—
62111	Offices of physicians .....	133	2 271	9 552	11	6	2	2	—	1	—	—	—	—
622	Hospitals .....	(E)	(D)	(D)	1	—	—	—	—	—	—	1	—	—
6221	General medical & surgical hospitals .....	(E)	(D)	(D)	1	—	—	—	—	—	—	1	—	—
62211	General medical & surgical hospitals .....	(E)	(D)	(D)	1	—	—	—	—	—	—	1	—	—
623	Nursing & residential care facilities .....	(C)	(D)	(D)	3	—	—	1	—	1	—	—	—	—
6231	Nursing care facilities .....	(C)	(D)	(D)	2	—	—	—	—	1	1	—	—	—
62311	Nursing care facilities .....	(C)	(D)	(D)	2	—	—	—	—	1	1	—	—	—
<b>71</b>	<b>Arts, entertainment &amp; recreation</b> .....	<b>(A)</b>	<b>(D)</b>	<b>(D)</b>	<b>3</b>	<b>3</b>	—	—	—	—	—	—	—	—
<b>72</b>	<b>Accommodation &amp; food services</b> .....	<b>461</b>	<b>966</b>	<b>4 195</b>	<b>32</b>	<b>9</b>	<b>6</b>	<b>9</b>	<b>8</b>	—	—	—	—	—
722	Food services & drinking places .....	430	903	3 908	28	7	5	8	8	—	—	—	—	—
7221	Full-service restaurants .....	102	202	859	10	3	3	3	1	—	—	—	—	—
72211	Full-service restaurants .....	102	202	859	10	3	3	3	1	—	—	—	—	—
722110	Full-service restaurants .....	102	202	859	10	3	3	3	1	—	—	—	—	—
7222	Limited-service eating places .....	328	701	3 049	18	4	2	5	7	—	—	—	—	—
72221	Limited-service eating places .....	328	701	3 049	18	4	2	5	7	—	—	—	—	—
722211	Limited-service restaurants .....	328	701	3 049	18	4	2	5	7	—	—	—	—	—
<b>81</b>	<b>Other services (except public administration)</b> .....	<b>235</b>	<b>627</b>	<b>2 589</b>	<b>73</b>	<b>59</b>	<b>9</b>	<b>4</b>	<b>1</b>	—	—	—	—	—
813	Religious, grantmaking, civic, prof & like organizations .....	111	163	681	43	37	4	2	—	—	—	—	—	—
<b>99</b>	<b>Unclassified establishments</b> .....	<b>(A)</b>	<b>(D)</b>	<b>(D)</b>	<b>7</b>	<b>7</b>	—	—	—	—	—	—	—	—
<b>HARRISON</b>														
	<b>Total</b> .....	<b>4 091</b>	<b>23 633</b>	<b>101 448</b>	<b>289</b>	<b>152</b>	<b>69</b>	<b>33</b>	<b>23</b>	<b>5</b>	<b>3</b>	<b>3</b>	<b>1</b>	—
<b>11</b>	<b>Forestry, fishing, hunting, and agriculture support</b> .....	<b>(A)</b>	<b>(D)</b>	<b>(D)</b>	<b>1</b>	<b>1</b>	—	—	—	—	—	—	—	—
<b>22</b>	<b>Utilities</b> .....	<b>(B)</b>	<b>(D)</b>	<b>(D)</b>	<b>3</b>	<b>1</b>	<b>1</b>	—	<b>1</b>	—	—	—	—	—
<b>23</b>	<b>Construction</b> .....	<b>188</b>	<b>1 646</b>	<b>7 787</b>	<b>22</b>	<b>18</b>	<b>2</b>	—	<b>1</b>	—	<b>1</b>	—	—	—
234	Heavy construction .....	(C)	(D)	(D)	3	1	1	—	—	—	1	—	—	—
2349	Other heavy construction .....	(C)	(D)	(D)	3	1	1	—	—	—	1	—	—	—
23499	All other heavy construction .....	(C)	(D)	(D)	2	1	—	—	—	—	1	—	—	—

Note: Employment-size classes are indicated as follows: A—0 to 19; B—20 to 99; C—100 to 249; E—250 to 499; F—500 to 999; G—1,000 to 2,499; H—2,500 to 4,999; I—5,000 to 9,999; J—10,000 to 24,999; K—25,000 to 49,999; L—50,000 to 99,999; M—100,000 or more.

**Table 6. Counties—Employees, Payroll, and Establishments by Industry: 1999—Con.**

[Excludes most government employees, railroad employees, and self-employed persons. Size class 1 to 4 includes establishments with payroll, but no employees, during mid-March pay period. (D) denotes figures withheld to avoid disclosing data for individual companies; the data are included in broader industry totals. Detailed industries with 100 or more employees are shown if industry was not a (D). For explanation of terms, abbreviations, and data reliability/comparability, see introductory text]

NAICS code	Industry	Number of employees for week including March 12	Payroll (\$1,000)		Total number of establishments	Number of establishments by employment-size class								
			First quarter	Annual		1 to 4	5 to 9	10 to 19	20 to 49	50 to 99	100 to 249	250 to 499	500 to 999	1,000 or more
<b>HARRISON—Con.</b>														
<b>31-33</b>	<b>Manufacturing</b>	<b>1 519</b>	<b>12 888</b>	<b>53 932</b>	<b>16</b>	<b>2</b>	<b>3</b>	<b>4</b>	<b>2</b>	<b>1</b>	<b>1</b>	<b>2</b>	<b>1</b>	<b>-</b>
322	Paper mfg	(F)	(D)	(D)	2	-	-	-	-	1	-	-	1	-
3222	Converted paper product mfg	(F)	(D)	(D)	2	-	-	-	-	1	-	-	1	-
32222	Paper bag & coated & treated paper mfg	(F)	(D)	(D)	1	-	-	-	-	-	-	-	1	-
331	Primary metal mfg	(F)	(D)	(D)	2	-	-	-	-	-	1	1	-	-
3312	Steel product mfg from purchased steel	(C)	(D)	(D)	1	-	-	-	-	-	1	-	-	-
33121	Iron, steel pipe & tube mfg from purchased steel	(C)	(D)	(D)	1	-	-	-	-	-	1	-	-	-
3315	Foundries	(E)	(D)	(D)	1	-	-	-	-	-	-	1	-	-
33151	Ferrous metal foundries	(E)	(D)	(D)	1	-	-	-	-	-	-	1	-	-
332	Fabricated metal product mfg	114	884	3 633	6	-	1	3	2	-	-	-	-	-
339	Miscellaneous mfg	(E)	(D)	(D)	1	-	-	-	-	-	-	1	-	-
3391	Medical equipment & supplies mfg	(E)	(D)	(D)	1	-	-	-	-	-	-	1	-	-
33911	Medical equipment & supplies mfg	(E)	(D)	(D)	1	-	-	-	-	-	-	1	-	-
<b>42</b>	<b>Wholesale trade</b>	<b>71</b>	<b>335</b>	<b>1 468</b>	<b>12</b>	<b>6</b>	<b>1</b>	<b>5</b>	<b>-</b>	<b>-</b>	<b>-</b>	<b>-</b>	<b>-</b>	<b>-</b>
<b>44-45</b>	<b>Retail trade</b>	<b>639</b>	<b>2 339</b>	<b>9 403</b>	<b>59</b>	<b>29</b>	<b>17</b>	<b>6</b>	<b>4</b>	<b>2</b>	<b>1</b>	<b>-</b>	<b>-</b>	<b>-</b>
445	Food & beverage stores	199	507	2 202	8	4	1	-	1	2	-	-	-	-
4451	Grocery stores	189	476	2 059	4	1	-	-	1	2	-	-	-	-
44511	Grocery (except convenience) stores	189	476	2 059	4	1	-	-	1	2	-	-	-	-
445110	Grocery (except convenience) stores	189	476	2 059	4	1	-	-	1	2	-	-	-	-
452	General merchandise stores	162	664	2 348	4	-	2	-	1	-	1	-	-	-
4521	Department stores	(C)	(D)	(D)	1	-	-	-	-	-	1	-	-	-
45211	Department stores	(C)	(D)	(D)	1	-	-	-	-	-	1	-	-	-
<b>48-49</b>	<b>Transportation &amp; warehousing</b>	<b>79</b>	<b>146</b>	<b>556</b>	<b>13</b>	<b>9</b>	<b>1</b>	<b>1</b>	<b>2</b>	<b>-</b>	<b>-</b>	<b>-</b>	<b>-</b>	<b>-</b>
<b>51</b>	<b>Information</b>	<b>57</b>	<b>312</b>	<b>1 053</b>	<b>6</b>	<b>2</b>	<b>2</b>	<b>1</b>	<b>1</b>	<b>-</b>	<b>-</b>	<b>-</b>	<b>-</b>	<b>-</b>
<b>52</b>	<b>Finance &amp; insurance</b>	<b>114</b>	<b>698</b>	<b>3 169</b>	<b>25</b>	<b>17</b>	<b>5</b>	<b>2</b>	<b>1</b>	<b>-</b>	<b>-</b>	<b>-</b>	<b>-</b>	<b>-</b>
<b>53</b>	<b>Real estate &amp; rental &amp; leasing</b>	<b>54</b>	<b>161</b>	<b>646</b>	<b>12</b>	<b>8</b>	<b>2</b>	<b>2</b>	<b>-</b>	<b>-</b>	<b>-</b>	<b>-</b>	<b>-</b>	<b>-</b>
<b>54</b>	<b>Professional, scientific &amp; technical services</b>	<b>47</b>	<b>137</b>	<b>721</b>	<b>16</b>	<b>12</b>	<b>4</b>	<b>-</b>	<b>-</b>	<b>-</b>	<b>-</b>	<b>-</b>	<b>-</b>	<b>-</b>
<b>55</b>	<b>Management of companies &amp; enterprises</b>	<b>(A)</b>	<b>(D)</b>	<b>(D)</b>	<b>1</b>	<b>-</b>	<b>1</b>	<b>-</b>	<b>-</b>	<b>-</b>	<b>-</b>	<b>-</b>	<b>-</b>	<b>-</b>
<b>56</b>	<b>Admin, support, waste mgt, remediation services</b>	<b>13</b>	<b>25</b>	<b>497</b>	<b>6</b>	<b>5</b>	<b>1</b>	<b>-</b>	<b>-</b>	<b>-</b>	<b>-</b>	<b>-</b>	<b>-</b>	<b>-</b>
<b>61</b>	<b>Educational services</b>	<b>(A)</b>	<b>(D)</b>	<b>(D)</b>	<b>1</b>	<b>1</b>	<b>-</b>	<b>-</b>	<b>-</b>	<b>-</b>	<b>-</b>	<b>-</b>	<b>-</b>	<b>-</b>
<b>62</b>	<b>Health care and social assistance</b>	<b>683</b>	<b>3 227</b>	<b>14 796</b>	<b>39</b>	<b>18</b>	<b>12</b>	<b>4</b>	<b>2</b>	<b>2</b>	<b>-</b>	<b>1</b>	<b>-</b>	<b>-</b>
621	Ambulatory health care services	166	1 029	5 125	29	15	11	3	-	-	-	-	-	-
622	Hospitals	(E)	(D)	(D)	1	-	-	-	-	-	-	1	-	-
6221	General medical & surgical hospitals	(E)	(D)	(D)	1	-	-	-	-	-	-	1	-	-
62211	General medical & surgical hospitals	(E)	(D)	(D)	1	-	-	-	-	-	-	1	-	-
623	Nursing & residential care facilities	174	474	2 045	4	1	-	-	1	2	-	-	-	-
6231	Nursing care facilities	(C)	(D)	(D)	2	-	-	-	1	1	-	-	-	-
62311	Nursing care facilities	(C)	(D)	(D)	2	-	-	-	1	1	-	-	-	-
<b>71</b>	<b>Arts, entertainment &amp; recreation</b>	<b>33</b>	<b>63</b>	<b>325</b>	<b>3</b>	<b>-</b>	<b>1</b>	<b>2</b>	<b>-</b>	<b>-</b>	<b>-</b>	<b>-</b>	<b>-</b>	<b>-</b>
<b>72</b>	<b>Accommodation &amp; food services</b>	<b>329</b>	<b>598</b>	<b>2 579</b>	<b>15</b>	<b>1</b>	<b>3</b>	<b>3</b>	<b>8</b>	<b>-</b>	<b>-</b>	<b>-</b>	<b>-</b>	<b>-</b>
722	Food services & drinking places	329	598	2 579	15	1	3	3	8	-	-	-	-	-
7222	Limited-service eating places	259	484	2 098	11	-	3	2	6	-	-	-	-	-
72221	Limited-service eating places	259	484	2 098	11	-	3	2	6	-	-	-	-	-
<b>81</b>	<b>Other services (except public administration)</b>	<b>190</b>	<b>470</b>	<b>2 156</b>	<b>37</b>	<b>21</b>	<b>12</b>	<b>3</b>	<b>1</b>	<b>-</b>	<b>-</b>	<b>-</b>	<b>-</b>	<b>-</b>
813	Religious, grantmaking, civic, prof & like organizations	103	181	813	16	9	5	1	1	-	-	-	-	-
<b>99</b>	<b>Unclassified establishments</b>	<b>(A)</b>	<b>(D)</b>	<b>(D)</b>	<b>2</b>	<b>1</b>	<b>1</b>	<b>-</b>	<b>-</b>	<b>-</b>	<b>-</b>	<b>-</b>	<b>-</b>	<b>-</b>
<b>HART</b>														
	<b>Total</b>	<b>2 521</b>	<b>10 016</b>	<b>44 220</b>	<b>260</b>	<b>150</b>	<b>56</b>	<b>27</b>	<b>21</b>	<b>4</b>	<b>1</b>	<b>1</b>	<b>-</b>	<b>-</b>
<b>11</b>	<b>Forestry, fishing, hunting, and agriculture support</b>	<b>(A)</b>	<b>(D)</b>	<b>(D)</b>	<b>1</b>	<b>-</b>	<b>1</b>	<b>-</b>	<b>-</b>	<b>-</b>	<b>-</b>	<b>-</b>	<b>-</b>	<b>-</b>
<b>22</b>	<b>Utilities</b>	<b>(A)</b>	<b>(D)</b>	<b>(D)</b>	<b>1</b>	<b>1</b>	<b>-</b>	<b>-</b>	<b>-</b>	<b>-</b>	<b>-</b>	<b>-</b>	<b>-</b>	<b>-</b>
<b>23</b>	<b>Construction</b>	<b>88</b>	<b>343</b>	<b>1 521</b>	<b>19</b>	<b>14</b>	<b>3</b>	<b>1</b>	<b>1</b>	<b>-</b>	<b>-</b>	<b>-</b>	<b>-</b>	<b>-</b>
<b>31-33</b>	<b>Manufacturing</b>	<b>678</b>	<b>3 623</b>	<b>16 015</b>	<b>14</b>	<b>8</b>	<b>1</b>	<b>-</b>	<b>2</b>	<b>2</b>	<b>-</b>	<b>1</b>	<b>-</b>	<b>-</b>
314	Textile product mills	(E)	(D)	(D)	1	-	-	-	-	-	-	1	-	-
3141	Textile furnishings mills	(E)	(D)	(D)	1	-	-	-	-	-	-	1	-	-
31412	Curtain & linen mills	(E)	(D)	(D)	1	-	-	-	-	-	-	1	-	-
<b>42</b>	<b>Wholesale trade</b>	<b>71</b>	<b>321</b>	<b>1 648</b>	<b>14</b>	<b>9</b>	<b>2</b>	<b>2</b>	<b>1</b>	<b>-</b>	<b>-</b>	<b>-</b>	<b>-</b>	<b>-</b>
<b>44-45</b>	<b>Retail trade</b>	<b>560</b>	<b>1 754</b>	<b>7 594</b>	<b>86</b>	<b>40</b>	<b>31</b>	<b>11</b>	<b>4</b>	<b>-</b>	<b>-</b>	<b>-</b>	<b>-</b>	<b>-</b>
445	Food & beverage stores	161	452	2 043	13	5	3	1	4	-	-	-	-	-
4451	Grocery stores	(C)	(D)	(D)	11	3	3	1	4	-	-	-	-	-
44511	Grocery (except convenience) stores	118	350	1 594	8	3	1	1	3	-	-	-	-	-
445110	Grocery (except convenience) stores	118	350	1 594	8	3	1	1	3	-	-	-	-	-
447	Gasoline stations	117	283	1 164	18	8	7	3	-	-	-	-	-	-
4471	Gasoline stations	117	283	1 164	18	8	7	3	-	-	-	-	-	-

Note: Employment-size classes are indicated as follows: A—0 to 19; B—20 to 99; C—100 to 249; E—250 to 499; F—500 to 999; G—1,000 to 2,499; H—2,500 to 4,999; I—5,000 to 9,999; J—10,000 to 24,999; K—25,000 to 49,999; L—50,000 to 99,999; M—100,000 or more.

**Table 6. Counties—Employees, Payroll, and Establishments by Industry: 1999—Con.**

[Excludes most government employees, railroad employees, and self-employed persons. Size class 1 to 4 includes establishments with payroll, but no employees, during mid-March pay period. (D) denotes figures withheld to avoid disclosing data for individual companies; the data are included in broader industry totals. Detailed industries with 100 or more employees are shown if industry was not a (D). For explanation of terms, abbreviations, and data reliability/comparability, see introductory text]

NAICS code	Industry	Number of employees for week including March 12	Payroll (\$1,000)		Total number of establishments	Number of establishments by employment-size class									
			First quarter	Annual		1 to 4	5 to 9	10 to 19	20 to 49	50 to 99	100 to 249	250 to 499	500 to 999	1,000 or more	
<b>HART—Con.</b>															
48-49	Transportation & warehousing .....	99	497	2 671	12	6	2	2	2	—	—	—	—	—	
51	Information .....	(A)	(D)	(D)	1	—	1	—	—	—	—	—	—	—	
52	Finance & insurance .....	104	553	2 057	13	8	2	1	2	—	—	—	—	—	
53	Real estate & rental & leasing .....	6	20	91	4	4	—	—	—	—	—	—	—	—	
54	Professional, scientific & technical services .....	87	585	2 121	14	8	4	1	1	—	—	—	—	—	
55	Management of companies & enterprises .....	(A)	(D)	(D)	1	1	—	—	—	—	—	—	—	—	
56	Admin, support, waste mgt, remediation services .....	(B)	(D)	(D)	2	1	—	—	—	1	—	—	—	—	
61	Educational services .....	(A)	(D)	(D)	1	1	—	—	—	—	—	—	—	—	
62	Health care and social assistance .....	370	1 396	6 186	20	9	6	1	2	1	1	—	—	—	
621	Ambulatory health care services .....	106	555	2 544	12	6	4	—	2	—	—	—	—	—	
623	Nursing & residential care facilities .....	(C)	(D)	(D)	3	1	—	1	—	—	1	—	—	—	
6231	Nursing care facilities .....	(C)	(D)	(D)	1	—	—	—	—	—	1	—	—	—	
62311	Nursing care facilities .....	(C)	(D)	(D)	1	—	—	—	—	—	1	—	—	—	
71	Arts, entertainment & recreation .....	58	110	740	3	1	—	1	1	—	—	—	—	—	
72	Accommodation & food services .....	223	390	1 813	20	9	1	5	5	—	—	—	—	—	
722	Food services & drinking places .....	(C)	(D)	(D)	15	7	1	2	5	—	—	—	—	—	
81	Other services (except public administration) .....	73	185	895	29	26	2	1	—	—	—	—	—	—	
95	Auxiliaries (exc corporate, subsidiary & regional mgt) .....	(A)	(D)	(D)	1	—	—	1	—	—	—	—	—	—	
99	Unclassified establishments .....	5	5	28	4	4	—	—	—	—	—	—	—	—	
<b>HENDERSON</b>															
	<b>Total .....</b>	<b>18 640</b>	<b>111 352</b>	<b>484 717</b>	<b>1 080</b>	<b>539</b>	<b>227</b>	<b>151</b>	<b>91</b>	<b>49</b>	<b>15</b>	<b>4</b>	<b>2</b>	<b>2</b>	
11	Forestry, fishing, hunting, and agriculture support .....	(A)	(D)	(D)	1	1	—	—	—	—	—	—	—	—	
21	Mining .....	231	2 497	10 033	17	10	2	1	2	2	—	—	—	—	
212	Mining (except oil & gas) .....	165	1 878	7 679	6	1	1	1	1	2	—	—	—	—	
2121	Coal mining .....	165	1 878	7 679	6	1	1	1	1	2	—	—	—	—	
21211	Coal mining .....	165	1 878	7 679	6	1	1	1	1	2	—	—	—	—	
22	Utilities .....	247	3 258	11 782	8	3	—	1	1	3	—	—	—	—	
221	Utilities .....	247	3 258	11 782	8	3	—	1	1	3	—	—	—	—	
2211	Elec pwr generation, transmsn & distribution .....	247	3 258	11 782	8	3	—	1	1	3	—	—	—	—	
22111	Electric power generation .....	(C)	(D)	(D)	3	—	—	1	1	1	—	—	—	—	
22112	Electric pwr transmsn, control & distribution ..	(C)	(D)	(D)	5	3	—	—	—	2	—	—	—	—	
23	Construction .....	652	3 744	21 213	90	54	18	9	7	2	—	—	—	—	
233	Building, developing & general contracting .....	124	787	4 215	18	13	2	2	—	1	—	—	—	—	
234	Heavy construction .....	178	1 034	7 657	9	1	2	2	3	1	—	—	—	—	
2349	Other heavy construction .....	(C)	(D)	(D)	8	1	2	2	2	1	—	—	—	—	
23499	All other heavy construction .....	101	408	4 692	6	1	2	2	—	1	—	—	—	—	
234990	All other heavy construction .....	101	408	4 692	6	1	2	2	—	1	—	—	—	—	
235	Special trade contractors .....	350	1 923	9 341	63	40	14	5	4	—	—	—	—	—	
2351	Plumbing, heating & AC contractor .....	102	616	3 070	15	8	5	—	2	—	—	—	—	—	
23511	Plumbing, heating & AC contractor .....	102	616	3 070	15	8	5	—	2	—	—	—	—	—	
235110	Plumbing, heating & AC contractor .....	102	616	3 070	15	8	5	—	2	—	—	—	—	—	
31-33	Manufacturing .....	7 237	52 161	226 203	82	22	3	11	25	9	5	4	1	2	
311	Food mfg .....	1 418	6 475	29 205	7	1	—	2	2	1	—	—	—	1	
3116	Animal slaughtering & processing .....	(G)	(D)	(D)	3	1	—	1	—	—	—	—	—	1	
31161	Animal slaughtering & processing .....	(G)	(D)	(D)	3	1	—	1	—	—	—	—	—	1	
313	Textile mills .....	(E)	(D)	(D)	3	1	—	—	1	—	—	1	—	—	
3133	Textile, fabric finishing, fabric coating mills .....	(E)	(D)	(D)	2	1	—	—	—	—	—	1	—	—	
31331	Textile & fabric finishing mills .....	(E)	(D)	(D)	2	1	—	—	—	—	—	1	—	—	
321	Wood product mfg .....	182	845	3 240	3	—	—	1	1	—	1	—	—	—	
3219	Other wood product mfg .....	(C)	(D)	(D)	1	—	—	—	—	—	1	—	—	—	
32191	Millwork .....	(C)	(D)	(D)	1	—	—	—	—	—	1	—	—	—	
322	Paper mfg .....	(C)	(D)	(D)	2	—	—	—	—	2	—	—	—	—	
326	Plastics & rubber products mfg .....	852	4 361	18 930	8	—	—	2	1	2	2	1	—	—	
3261	Plastics product mfg .....	852	4 361	18 930	8	—	—	2	1	2	2	1	—	—	
32619	Other plastics product mfg .....	(F)	(D)	(D)	6	—	—	1	1	1	2	1	—	—	
327	Nonmetallic mineral product mfg .....	116	465	2 635	6	1	1	1	3	—	—	—	—	—	
331	Primary metal mfg .....	2 625	23 882	99 490	10	3	—	1	2	1	—	1	1	1	
3313	Alumina & aluminum production & processing ..	(F)	(D)	(D)	2	—	—	—	—	1	—	—	1	—	
33131	Alumina & aluminum production & processing .....	(F)	(D)	(D)	2	—	—	—	—	1	—	—	1	—	
3315	Foundries .....	(G)	(D)	(D)	3	1	—	—	—	—	—	1	—	1	
33152	Nonferrous metal foundries .....	(G)	(D)	(D)	3	1	—	—	—	—	—	1	—	1	
332	Fabricated metal product mfg .....	396	3 196	14 631	14	6	—	3	3	1	1	—	—	—	
3323	Architectural & structural metals mfg .....	(C)	(D)	(D)	2	1	—	—	—	—	1	—	—	—	
33231	Plate work & fabricated structural prod mfg ...	(C)	(D)	(D)	1	—	—	—	—	—	1	—	—	—	

Note: Employment-size classes are indicated as follows: A—0 to 19; B—20 to 99; C—100 to 249; E—250 to 499; F—500 to 999; G—1,000 to 2,499; H—2,500 to 4,999; I—5,000 to 9,999; J—10,000 to 24,999; K—25,000 to 49,999; L—50,000 to 99,999; M—100,000 or more.

**Table 6. Counties—Employees, Payroll, and Establishments by Industry: 1999—Con.**

[Excludes most government employees, railroad employees, and self-employed persons. Size class 1 to 4 includes establishments with payroll, but no employees, during mid-March pay period. (D) denotes figures withheld to avoid disclosing data for individual companies; the data are included in broader industry totals. Detailed industries with 100 or more employees are shown if industry was not a (D). For explanation of terms, abbreviations, and data reliability/comparability, see introductory text]

NAICS code	Industry	Number of employees for week including March 12	Payroll (\$1,000)		Total number of establishments	Number of establishments by employment-size class									
			First quarter	Annual		1 to 4	5 to 9	10 to 19	20 to 49	50 to 99	100 to 249	250 to 499	500 to 999	1,000 or more	
<b>HENDERSON—Con.</b>															
<b>31-33 Manufacturing—Con.</b>															
333	Machinery mfg .....	401	3 584	15 447	13	3	2	1	5	1	1	-	-	-	
3335	Metalworking machinery mfg .....	305	2 857	11 672	8	2	1	1	2	1	1	-	-	-	
33351	Metalworking machinery mfg .....	305	2 857	11 672	8	2	1	1	2	1	1	-	-	-	
336	Transportation equipment mfg .....	493	4 356	20 754	6	2	-	-	3	-	-	1	-	-	
3363	Motor vehicle parts mfg .....	(E)	(D)	(D)	2	1	-	-	-	-	-	1	-	-	
33635	MV transmission & power train parts mfg .....	(E)	(D)	(D)	1	-	-	-	-	-	-	1	-	-	
<b>42</b>	<b>Wholesale trade .....</b>	<b>806</b>	<b>6 863</b>	<b>28 159</b>	<b>63</b>	<b>28</b>	<b>16</b>	<b>10</b>	<b>5</b>	<b>3</b>	<b>1</b>	-	-	-	
421	Wholesale trade, durable goods .....	321	2 676	11 165	35	18	9	4	3	1	-	-	-	-	
4218	Machinery, equipment & supplies whsle .....	123	960	3 868	19	9	8	-	2	-	-	-	-	-	
422	Wholesale trade, nondurable goods .....	485	4 187	16 994	28	10	7	6	2	2	1	-	-	-	
4226	Chemical & allied products whsle .....	(C)	(D)	(D)	3	1	1	-	-	-	1	-	-	-	
42269	Other chemical & allied products whsle .....	(C)	(D)	(D)	3	1	1	-	-	-	1	-	-	-	
<b>44-45</b>	<b>Retail trade .....</b>	<b>2 236</b>	<b>9 879</b>	<b>41 354</b>	<b>208</b>	<b>97</b>	<b>57</b>	<b>30</b>	<b>15</b>	<b>6</b>	<b>3</b>	-	-	-	
441	Motor vehicle & parts dealers .....	307	2 623	10 786	23	12	4	4	1	1	1	-	-	-	
4411	Automobile dealers .....	236	2 212	8 960	12	6	2	1	1	1	1	-	-	-	
44111	New car dealers .....	200	1 986	8 032	4	1	-	-	1	1	1	-	-	-	
441110	New car dealers .....	200	1 986	8 032	4	1	-	-	1	1	1	-	-	-	
442	Furniture & home furnishing stores .....	130	578	2 397	12	3	3	4	2	-	-	-	-	-	
444	Bldg material & garden equip & supp dealers .....	171	955	4 043	24	11	6	6	1	-	-	-	-	-	
4441	Building material & supplies dealers .....	144	747	3 267	20	9	5	5	1	-	-	-	-	-	
445	Food & beverage stores .....	410	1 152	4 778	24	12	4	-	4	4	-	-	-	-	
4451	Grocery stores .....	387	1 078	4 421	17	8	1	-	4	4	-	-	-	-	
44511	Grocery (except convenience) stores .....	367	1 032	4 242	11	3	-	-	4	4	-	-	-	-	
445110	Grocery (except convenience) stores .....	367	1 032	4 242	11	3	-	-	4	4	-	-	-	-	
446	Health & personal care stores .....	120	588	2 667	14	6	3	3	2	-	-	-	-	-	
4461	Health & personal care stores .....	120	588	2 667	14	6	3	3	2	-	-	-	-	-	
447	Gasoline stations .....	308	1 211	5 072	37	10	17	9	1	-	-	-	-	-	
4471	Gasoline stations .....	308	1 211	5 072	37	10	17	9	1	-	-	-	-	-	
44711	Gasoline stations with convenience stores .....	215	768	3 116	29	8	14	7	-	-	-	-	-	-	
447110	Gasoline stations with convenience stores .....	215	768	3 116	29	8	14	7	-	-	-	-	-	-	
448	Clothing & clothing accessories stores .....	126	386	1 796	23	14	6	2	1	-	-	-	-	-	
452	General merchandise stores .....	464	1 596	6 092	9	2	2	1	1	1	2	-	-	-	
4521	Department stores .....	(E)	(D)	(D)	2	-	-	-	-	-	2	-	-	-	
45211	Department stores .....	(E)	(D)	(D)	2	-	-	-	-	-	2	-	-	-	
4529	Other general merchandise stores .....	(C)	(D)	(D)	7	2	2	1	1	1	-	-	-	-	
45299	All other general merchandise stores .....	(C)	(D)	(D)	7	2	2	1	1	1	-	-	-	-	
<b>48-49</b>	<b>Transportation &amp; warehousing .....</b>	<b>290</b>	<b>1 644</b>	<b>7 288</b>	<b>29</b>	<b>10</b>	<b>10</b>	<b>7</b>	<b>-</b>	<b>2</b>	<b>-</b>	<b>-</b>	<b>-</b>	<b>-</b>	
484	Truck transportation .....	165	839	3 957	20	8	7	4	-	1	-	-	-	-	
4841	General freight trucking .....	111	644	3 063	12	6	2	3	-	1	-	-	-	-	
<b>51</b>	<b>Information .....</b>	<b>238</b>	<b>2 056</b>	<b>7 952</b>	<b>10</b>	<b>3</b>	<b>1</b>	<b>3</b>	<b>1</b>	<b>2</b>	<b>-</b>	<b>-</b>	<b>-</b>	<b>-</b>	
513	Broadcasting & telecommunications .....	(C)	(D)	(D)	7	2	1	2	1	1	-	-	-	-	
5131	Radio & television broadcasting .....	(C)	(D)	(D)	2	-	1	-	-	1	-	-	-	-	
<b>52</b>	<b>Finance &amp; insurance .....</b>	<b>450</b>	<b>3 244</b>	<b>13 825</b>	<b>60</b>	<b>34</b>	<b>18</b>	<b>3</b>	<b>3</b>	<b>2</b>	<b>-</b>	<b>-</b>	<b>-</b>	<b>-</b>	
522	Credit intermediation & related activities .....	325	2 411	9 705	26	12	6	3	3	2	-	-	-	-	
5221	Depository credit intermediation .....	(C)	(D)	(D)	11	3	3	2	1	2	-	-	-	-	
52211	Commercial banking .....	219	1 764	6 844	10	2	3	2	1	2	-	-	-	-	
522110	Commercial banking .....	219	1 764	6 844	10	2	3	2	1	2	-	-	-	-	
524	Insurance carriers & related activities .....	108	618	2 884	28	18	10	-	-	-	-	-	-	-	
<b>53</b>	<b>Real estate &amp; rental &amp; leasing .....</b>	<b>174</b>	<b>715</b>	<b>3 235</b>	<b>39</b>	<b>33</b>	<b>2</b>	<b>3</b>	<b>-</b>	<b>1</b>	<b>-</b>	<b>-</b>	<b>-</b>	<b>-</b>	
532	Rental & leasing services .....	106	392	1 420	12	9	-	2	-	1	-	-	-	-	
5322	Consumer goods rental .....	(C)	(D)	(D)	10	7	-	2	-	1	-	-	-	-	
<b>54</b>	<b>Professional, scientific &amp; technical services .....</b>	<b>316</b>	<b>1 589</b>	<b>6 674</b>	<b>74</b>	<b>56</b>	<b>9</b>	<b>7</b>	<b>2</b>	<b>-</b>	<b>-</b>	<b>-</b>	<b>-</b>	<b>-</b>	
541	Professional, scientific & technical services .....	316	1 589	6 674	74	56	9	7	2	-	-	-	-	-	
<b>55</b>	<b>Management of companies &amp; enterprises .....</b>	<b>30</b>	<b>352</b>	<b>1 565</b>	<b>6</b>	<b>4</b>	<b>1</b>	<b>1</b>	<b>-</b>	<b>-</b>	<b>-</b>	<b>-</b>	<b>-</b>	<b>-</b>	
<b>56</b>	<b>Admin, support, waste mgt, remediation services .....</b>	<b>708</b>	<b>2 040</b>	<b>8 782</b>	<b>47</b>	<b>27</b>	<b>6</b>	<b>8</b>	<b>2</b>	<b>2</b>	<b>2</b>	<b>-</b>	<b>-</b>	<b>-</b>	
561	Administrative & support services .....	671	1 681	7 202	40	22	5	8	1	2	2	-	-	-	
5613	Employment services .....	183	644	2 661	5	2	1	-	-	1	1	-	-	-	
56132	Temporary help services .....	(C)	(D)	(D)	3	1	-	-	-	1	1	-	-	-	
5616	Investigation & security services .....	(C)	(D)	(D)	2	-	-	-	1	1	-	-	-	-	
56161	Investigation, guard & armored car services .....	(C)	(D)	(D)	2	-	-	-	1	1	-	-	-	-	
5617	Services to buildings & dwellings .....	303	369	1 671	19	11	3	4	-	1	-	-	-	-	
56172	Janitorial services .....	255	224	930	9	4	2	2	-	-	1	-	-	-	
561720	Janitorial services .....	255	224	930	9	4	2	2	-	-	1	-	-	-	
<b>61</b>	<b>Educational services .....</b>	<b>111</b>	<b>371</b>	<b>1 487</b>	<b>7</b>	<b>1</b>	<b>4</b>	<b>1</b>	<b>-</b>	<b>1</b>	<b>-</b>	<b>-</b>	<b>-</b>	<b>-</b>	
611	Educational services .....	111	371	1 487	7	1	4	1	-	1	-	-	-	-	
6111	Elementary & secondary schools .....	(C)	(D)	(D)	5	-	3	1	-	1	-	-	-	-	
61111	Elementary & secondary schools .....	(C)	(D)	(D)	5	-	3	1	-	1	-	-	-	-	

Note: Employment-size classes are indicated as follows: A—0 to 19; B—20 to 99; C—100 to 249; E—250 to 499; F—500 to 999; G—1,000 to 2,499; H—2,500 to 4,999; I—5,000 to 9,999; J—10,000 to 24,999; K—25,000 to 49,999; L—50,000 to 99,999; M—100,000 or more.



**Table 6. Counties—Employees, Payroll, and Establishments by Industry: 1999—Con.**

[Excludes most government employees, railroad employees, and self-employed persons. Size class 1 to 4 includes establishments with payroll, but no employees, during mid-March pay period. (D) denotes figures withheld to avoid disclosing data for individual companies; the data are included in broader industry totals. Detailed industries with 100 or more employees are shown if industry was not a (D). For explanation of terms, abbreviations, and data reliability/comparability, see introductory text]

NAICS code	Industry	Number of employees for week including March 12	Payroll (\$1,000)		Total number of establishments	Number of establishments by employment-size class									
			First quarter	Annual		1 to 4	5 to 9	10 to 19	20 to 49	50 to 99	100 to 249	250 to 499	500 to 999	1,000 or more	
<b>HENDERSON—Con.</b>															
<b>62</b>	<b>Health care and social assistance</b> . . . . .	<b>2 265</b>	<b>13 286</b>	<b>60 578</b>	<b>112</b>	<b>51</b>	<b>34</b>	<b>15</b>	<b>4</b>	<b>5</b>	<b>2</b>	—	—	<b>1</b>	—
621	Ambulatory health care services . . . . .	698	5 245	25 398	85	43	27	9	2	4	—	—	—	—	—
6211	Offices of physicians . . . . .	273	3 020	15 547	43	26	9	6	1	1	—	—	—	—	—
62111	Offices of physicians . . . . .	273	3 020	15 547	43	26	9	6	1	1	—	—	—	—	—
6212	Offices of dentists . . . . .	107	627	2 996	17	5	11	1	—	—	—	—	—	—	—
62121	Offices of dentists . . . . .	107	627	2 996	17	5	11	1	—	—	—	—	—	—	—
621210	Offices of dentists . . . . .	107	627	2 996	17	5	11	1	—	—	—	—	—	—	—
6216	Home health care services . . . . .	184	757	3 344	4	1	—	—	—	3	—	—	—	—	—
62161	Home health care services . . . . .	184	757	3 344	4	1	—	—	—	3	—	—	—	—	—
621610	Home health care services . . . . .	184	757	3 344	4	1	—	—	—	3	—	—	—	—	—
622	Hospitals . . . . .	(F)	(D)	(D)	1	—	—	—	—	—	—	—	—	1	—
6221	General medical & surgical hospitals . . . . .	(F)	(D)	(D)	1	—	—	—	—	—	—	—	—	1	—
62211	General medical & surgical hospitals . . . . .	(F)	(D)	(D)	1	—	—	—	—	—	—	—	—	1	—
623	Nursing & residential care facilities . . . . .	343	1 359	5 585	6	—	1	2	1	1	1	—	—	—	—
6233	Community care facilities for the elderly . . . . .	(C)	(D)	(D)	2	—	—	—	1	—	1	—	—	—	—
62331	Community care facilities for the elderly . . . . .	(C)	(D)	(D)	2	—	—	—	1	—	1	—	—	—	—
624	Social assistance . . . . .	(E)	(D)	(D)	20	8	6	4	1	—	1	—	—	—	—
6243	Vocational rehabilitation services . . . . .	(C)	(D)	(D)	1	—	—	—	—	—	1	—	—	—	—
62431	Vocational rehabilitation services . . . . .	(C)	(D)	(D)	1	—	—	—	—	—	1	—	—	—	—
<b>71</b>	<b>Arts, entertainment &amp; recreation</b> . . . . .	<b>282</b>	<b>690</b>	<b>4 514</b>	<b>8</b>	<b>3</b>	—	<b>3</b>	—	<b>1</b>	<b>1</b>	—	—	—	—
711	Performing arts, spectator sports & related industries . . . . .	(C)	(D)	(D)	2	1	—	—	—	—	1	—	—	—	—
7112	Spectator sports . . . . .	(C)	(D)	(D)	2	1	—	—	—	—	1	—	—	—	—
71121	Spectator sports . . . . .	(C)	(D)	(D)	2	1	—	—	—	—	1	—	—	—	—
713	Amusement, gambling & recreation industries . . . . .	(C)	(D)	(D)	6	2	—	3	—	1	—	—	—	—	—
7139	Other amusement & recreation industries . . . . .	(C)	(D)	(D)	6	2	—	3	—	1	—	—	—	—	—
<b>72</b>	<b>Accommodation &amp; food services</b> . . . . .	<b>1 508</b>	<b>3 118</b>	<b>13 310</b>	<b>87</b>	<b>19</b>	<b>17</b>	<b>25</b>	<b>20</b>	<b>5</b>	<b>1</b>	—	—	—	—
721	Accommodation . . . . .	107	229	1 057	9	1	4	2	2	—	—	—	—	—	—
7211	Traveler accommodation . . . . .	107	229	1 057	9	1	4	2	2	—	—	—	—	—	—
72111	Hotels (exc casino hotels) & motels . . . . .	107	229	1 057	9	1	4	2	2	—	—	—	—	—	—
721110	Hotels (exc casino hotels) & motels . . . . .	107	229	1 057	9	1	4	2	2	—	—	—	—	—	—
722	Food services & drinking places . . . . .	1 401	2 889	12 253	78	18	13	23	18	5	1	—	—	—	—
7221	Full-service restaurants . . . . .	486	1 012	4 103	27	6	7	5	6	3	—	—	—	—	—
72211	Full-service restaurants . . . . .	486	1 012	4 103	27	6	7	5	6	3	—	—	—	—	—
722110	Full-service restaurants . . . . .	486	1 012	4 103	27	6	7	5	6	3	—	—	—	—	—
7222	Limited-service eating places . . . . .	854	1 681	7 399	45	8	5	18	11	2	1	—	—	—	—
72221	Limited-service eating places . . . . .	854	1 681	7 399	45	8	5	18	11	2	1	—	—	—	—
722211	Limited-service restaurants . . . . .	790	1 460	6 682	38	7	3	14	11	2	1	—	—	—	—
<b>81</b>	<b>Other services (except public administration)</b> . . . . .	<b>839</b>	<b>3 682</b>	<b>16 216</b>	<b>124</b>	<b>76</b>	<b>29</b>	<b>12</b>	<b>4</b>	<b>3</b>	—	—	—	—	—
811	Repair & maintenance . . . . .	260	1 757	7 625	42	30	5	4	2	1	—	—	—	—	—
8111	Automotive repair & maintenance . . . . .	137	691	3 110	31	22	4	3	2	—	—	—	—	—	—
812	Personal & laundry services . . . . .	237	1 082	4 879	18	10	5	1	—	2	—	—	—	—	—
8123	Drycleaning & laundry services . . . . .	(C)	(D)	(D)	5	2	1	—	—	2	—	—	—	—	—
81233	Linen & uniform supply . . . . .	(C)	(D)	(D)	2	—	—	—	—	2	—	—	—	—	—
813	Religious, grantmaking, civic, prof & like organizations . . . . .	342	843	3 712	64	36	19	7	2	—	—	—	—	—	—
8131	Religious organizations . . . . .	212	549	2 362	40	24	11	4	1	—	—	—	—	—	—
81311	Religious organizations . . . . .	212	549	2 362	40	24	11	4	1	—	—	—	—	—	—
813110	Religious organizations . . . . .	212	549	2 362	40	24	11	4	1	—	—	—	—	—	—
<b>95</b>	<b>Auxiliaries (exc corporate, subsidiary &amp; regional mgt)</b> . . . . .	<b>(A)</b>	<b>(D)</b>	<b>(D)</b>	<b>1</b>	—	—	<b>1</b>	—	—	—	—	—	—	—
<b>99</b>	<b>Unclassified establishments</b> . . . . .	<b>(A)</b>	<b>(D)</b>	<b>(D)</b>	<b>7</b>	<b>7</b>	—	—	—	—	—	—	—	—	—
<b>HENRY</b>															
	<b>Total</b> . . . . .	<b>2 449</b>	<b>12 319</b>	<b>55 951</b>	<b>250</b>	<b>161</b>	<b>43</b>	<b>22</b>	<b>15</b>	<b>5</b>	<b>4</b>	—	—	—	—
<b>11</b>	<b>Forestry, fishing, hunting, and agriculture support</b> . . . . .	<b>(A)</b>	<b>(D)</b>	<b>(D)</b>	<b>1</b>	<b>1</b>	—	—	—	—	—	—	—	—	—
<b>21</b>	<b>Mining</b> . . . . .	<b>(B)</b>	<b>(D)</b>	<b>(D)</b>	<b>1</b>	—	—	—	<b>1</b>	—	—	—	—	—	—
<b>22</b>	<b>Utilities</b> . . . . .	<b>(A)</b>	<b>(D)</b>	<b>(D)</b>	<b>1</b>	<b>1</b>	—	—	—	—	—	—	—	—	—
<b>23</b>	<b>Construction</b> . . . . .	<b>142</b>	<b>537</b>	<b>3 021</b>	<b>29</b>	<b>20</b>	<b>3</b>	<b>5</b>	<b>1</b>	—	—	—	—	—	—
235	Special trade contractors . . . . .	117	425	2 453	25	18	2	4	1	—	—	—	—	—	—
<b>31-33</b>	<b>Manufacturing</b> . . . . .	<b>715</b>	<b>4 204</b>	<b>19 912</b>	<b>7</b>	<b>3</b>	—	—	—	<b>1</b>	<b>3</b>	—	—	—	—
314	Textile product mills . . . . .	(C)	(D)	(D)	1	—	—	—	—	—	1	—	—	—	—
3141	Textile furnishings mills . . . . .	(C)	(D)	(D)	1	—	—	—	—	—	1	—	—	—	—
31412	Curtain & linen mills . . . . .	(C)	(D)	(D)	1	—	—	—	—	—	1	—	—	—	—
331	Primary metal mfg . . . . .	(C)	(D)	(D)	1	—	—	—	—	—	1	—	—	—	—
3314	Nonferrous (exc alum) production & processing . . . . .	(C)	(D)	(D)	1	—	—	—	—	—	1	—	—	—	—
33142	Copper rolling, drawing, extruding & alloying . . . . .	(C)	(D)	(D)	1	—	—	—	—	—	1	—	—	—	—
334	Computer & electronic product mfg . . . . .	(C)	(D)	(D)	1	—	—	—	—	—	1	—	—	—	—
3343	Audio & video equipment mfg . . . . .	(C)	(D)	(D)	1	—	—	—	—	—	1	—	—	—	—
33431	Audio & video equipment mfg . . . . .	(C)	(D)	(D)	1	—	—	—	—	—	1	—	—	—	—

Note: Employment-size classes are indicated as follows: A—0 to 19; B—20 to 99; C—100 to 249; E—250 to 499; F—500 to 999; G—1,000 to 2,499; H—2,500 to 4,999; I—5,000 to 9,999; J—10,000 to 24,999; K—25,000 to 49,999; L—50,000 to 99,999; M—100,000 or more.

**Table 6. Counties—Employees, Payroll, and Establishments by Industry: 1999—Con.**

[Excludes most government employees, railroad employees, and self-employed persons. Size class 1 to 4 includes establishments with payroll, but no employees, during mid-March pay period. (D) denotes figures withheld to avoid disclosing data for individual companies; the data are included in broader industry totals. Detailed industries with 100 or more employees are shown if industry was not a (D). For explanation of terms, abbreviations, and data reliability/comparability, see introductory text]

NAICS code	Industry	Number of employees for week including March 12	Payroll (\$1,000)		Total number of establishments	Number of establishments by employment-size class								
			First quarter	Annual		1 to 4	5 to 9	10 to 19	20 to 49	50 to 99	100 to 249	250 to 499	500 to 999	1,000 or more
<b>HENRY—Con.</b>														
42	<b>Wholesale trade</b> .....	289	1 631	7 355	20	13	2	2	1	1	1	-	-	-
421	Wholesale trade, durable goods .....	187	1 314	5 528	13	8	2	2	-	-	1	-	-	-
4215	Metal & mineral (except petroleum) whse .....	(C)	(D)	(D)	1	-	-	-	-	-	1	-	-	-
42151	Metal service centers & offices whse .....	(C)	(D)	(D)	1	-	-	-	-	-	1	-	-	-
422	Wholesale trade, nondurable goods .....	102	317	1 827	7	5	-	-	1	1	-	-	-	-
44-45	<b>Retail trade</b> .....	490	1 771	7 931	53	27	12	8	4	2	-	-	-	-
447	Gasoline stations .....	193	641	2 755	14	5	3	3	2	1	-	-	-	-
4471	Gasoline stations .....	193	641	2 755	14	5	3	3	2	1	-	-	-	-
44711	Gasoline stations with convenience stores ...	128	400	1 997	10	2	3	3	2	-	-	-	-	-
447110	Gasoline stations with convenience stores .	128	400	1 997	10	2	3	3	2	-	-	-	-	-
48-49	<b>Transportation &amp; warehousing</b> .....	54	280	1 246	17	13	3	1	-	-	-	-	-	-
51	<b>Information</b> .....	22	132	333	5	3	1	1	-	-	-	-	-	-
52	<b>Finance &amp; insurance</b> .....	152	1 133	4 499	15	10	2	-	3	-	-	-	-	-
522	Credit intermediation & related activities .....	(C)	(D)	(D)	7	2	2	-	3	-	-	-	-	-
5221	Depository credit intermediation .....	134	1 049	4 156	6	1	2	-	3	-	-	-	-	-
52211	Commercial banking .....	134	1 049	4 156	6	1	2	-	3	-	-	-	-	-
522110	Commercial banking .....	134	1 049	4 156	6	1	2	-	3	-	-	-	-	-
53	<b>Real estate &amp; rental &amp; leasing</b> .....	10	26	106	5	4	1	-	-	-	-	-	-	-
54	<b>Professional, scientific &amp; technical services</b> .....	48	191	819	15	12	3	-	-	-	-	-	-	-
56	<b>Admin, support, waste mgt, remediation services</b> .....	69	691	2 897	8	5	1	1	1	-	-	-	-	-
62	<b>Health care and social assistance</b> .....	178	875	3 920	19	9	5	3	1	1	-	-	-	-
71	<b>Arts, entertainment &amp; recreation</b> .....	(A)	(D)	(D)	2	1	1	-	-	-	-	-	-	-
72	<b>Accommodation &amp; food services</b> .....	101	158	847	12	8	1	1	2	-	-	-	-	-
722	Food services & drinking places .....	101	158	847	12	8	1	1	2	-	-	-	-	-
81	<b>Other services (except public administration)</b> .....	126	426	1 874	38	29	8	-	1	-	-	-	-	-
99	<b>Unclassified establishments</b> .....	(A)	(D)	(D)	2	2	-	-	-	-	-	-	-	-
<b>HICKMAN</b>														
	<b>Total</b> .....	1 214	5 404	23 453	94	51	24	7	6	3	3	-	-	-
11	<b>Forestry, fishing, hunting, and agriculture support</b> .....	(A)	(D)	(D)	1	1	-	-	-	-	-	-	-	-
21	<b>Mining</b> .....	(A)	(D)	(D)	1	1	-	-	-	-	-	-	-	-
22	<b>Utilities</b> .....	(A)	(D)	(D)	1	1	-	-	-	-	-	-	-	-
23	<b>Construction</b> .....	47	191	1 096	15	12	2	1	-	-	-	-	-	-
31-33	<b>Manufacturing</b> .....	338	1 339	5 653	7	4	-	-	-	2	1	-	-	-
335	Electrical equip, appliance & component mfg .....	(C)	(D)	(D)	1	-	-	-	-	-	1	-	-	-
3353	Electrical equipment mfg .....	(C)	(D)	(D)	1	-	-	-	-	-	1	-	-	-
33531	Electrical equipment mfg .....	(C)	(D)	(D)	1	-	-	-	-	-	1	-	-	-
42	<b>Wholesale trade</b> .....	76	405	1 982	5	1	2	-	2	-	-	-	-	-
44-45	<b>Retail trade</b> .....	129	387	1 664	20	10	8	1	-	1	-	-	-	-
48-49	<b>Transportation &amp; warehousing</b> .....	259	1 936	7 914	5	2	1	-	1	-	1	-	-	-
488	Transportation support activities .....	(C)	(D)	(D)	2	1	-	-	-	-	1	-	-	-
4883	Water transportation support activities .....	(C)	(D)	(D)	1	-	-	-	-	-	1	-	-	-
48833	Navigational services to shipping .....	(C)	(D)	(D)	1	-	-	-	-	-	1	-	-	-
51	<b>Information</b> .....	(A)	(D)	(D)	2	1	1	-	-	-	-	-	-	-
52	<b>Finance &amp; insurance</b> .....	50	284	1 222	6	3	1	1	1	-	-	-	-	-
53	<b>Real estate &amp; rental &amp; leasing</b> .....	20	31	144	3	-	2	1	-	-	-	-	-	-
54	<b>Professional, scientific &amp; technical services</b> .....	12	50	164	3	2	1	-	-	-	-	-	-	-
56	<b>Admin, support, waste mgt, remediation services</b> .....	(A)	(D)	(D)	2	2	-	-	-	-	-	-	-	-
62	<b>Health care and social assistance</b> .....	202	532	2 461	8	2	1	3	1	-	1	-	-	-
623	Nursing & residential care facilities .....	(C)	(D)	(D)	2	-	-	-	1	-	1	-	-	-
6231	Nursing care facilities .....	(C)	(D)	(D)	2	-	-	-	1	-	1	-	-	-
62311	Nursing care facilities .....	(C)	(D)	(D)	2	-	-	-	1	-	1	-	-	-
71	<b>Arts, entertainment &amp; recreation</b> .....	(A)	(D)	(D)	2	1	1	-	-	-	-	-	-	-
72	<b>Accommodation &amp; food services</b> .....	(A)	(D)	(D)	3	2	1	-	-	-	-	-	-	-
81	<b>Other services (except public administration)</b> .....	46	156	649	8	4	3	-	1	-	-	-	-	-
99	<b>Unclassified establishments</b> .....	(A)	(D)	(D)	2	2	-	-	-	-	-	-	-	-

Note: Employment-size classes are indicated as follows: A—0 to 19; B—20 to 99; C—100 to 249; E—250 to 499; F—500 to 999; G—1,000 to 2,499; H—2,500 to 4,999; I—5,000 to 9,999; J—10,000 to 24,999; K—25,000 to 49,999; L—50,000 to 99,999; M—100,000 or more.

**Table 6. Counties—Employees, Payroll, and Establishments by Industry: 1999—Con.**

[Excludes most government employees, railroad employees, and self-employed persons. Size class 1 to 4 includes establishments with payroll, but no employees, during mid-March pay period. (D) denotes figures withheld to avoid disclosing data for individual companies; the data are included in broader industry totals. Detailed industries with 100 or more employees are shown if industry was not a (D). For explanation of terms, abbreviations, and data reliability/comparability, see introductory text]

NAICS code	Industry	Number of employees for week including March 12	Payroll (\$1,000)		Total number of establishments	Number of establishments by employment-size class								
			First quarter	Annual		1 to 4	5 to 9	10 to 19	20 to 49	50 to 99	100 to 249	250 to 499	500 to 999	1,000 or more
<b>HOPKINS</b>														
	<b>Total</b> .....	<b>14 857</b>	<b>86 342</b>	<b>369 135</b>	<b>1 096</b>	<b>572</b>	<b>231</b>	<b>158</b>	<b>90</b>	<b>20</b>	<b>20</b>	<b>2</b>	<b>2</b>	<b>1</b>
<b>11</b>	<b>Forestry, fishing, hunting, and agriculture support</b> .....	<b>101</b>	<b>429</b>	<b>1 951</b>	<b>4</b>	<b>1</b>	—	—	<b>3</b>	—	—	—	—	—
<b>21</b>	<b>Mining</b> .....	<b>878</b>	<b>8 582</b>	<b>36 173</b>	<b>26</b>	<b>8</b>	<b>3</b>	<b>4</b>	<b>6</b>	<b>1</b>	<b>4</b>	—	—	—
212	Mining (except oil & gas) .....	780	8 059	33 595	15	3	1	2	4	1	4	—	—	—
2121	Coal mining .....	780	8 059	33 595	15	3	1	2	4	1	4	—	—	—
21211	Coal mining .....	780	8 059	33 595	15	3	1	2	4	1	4	—	—	—
212111	Bituminous coal & lignite surface mining .....	389	3 797	15 709	7	1	—	2	2	—	2	—	—	—
212112	Bituminous coal underground mining .....	391	4 262	17 886	8	2	1	—	2	1	2	—	—	—
<b>22</b>	<b>Utilities</b> .....	<b>104</b>	<b>1 099</b>	<b>5 194</b>	<b>5</b>	<b>3</b>	—	—	<b>1</b>	<b>1</b>	—	—	—	—
221	Utilities .....	104	1 099	5 194	5	3	—	—	1	1	—	—	—	—
<b>23</b>	<b>Construction</b> .....	<b>669</b>	<b>3 578</b>	<b>18 651</b>	<b>93</b>	<b>57</b>	<b>16</b>	<b>14</b>	<b>4</b>	<b>2</b>	—	—	—	—
233	Building, developing & general contracting .....	174	891	4 192	35	24	7	3	1	—	—	—	—	—
2332	Residential building construction .....	(C)	(D)	(D)	26	19	4	3	—	—	—	—	—	—
23321	Single-family housing construction .....	(C)	(D)	(D)	24	17	4	3	—	—	—	—	—	—
234	Heavy construction .....	204	1 269	8 236	14	6	2	3	2	1	—	—	—	—
2349	Other heavy construction .....	143	941	4 723	10	4	2	2	1	1	—	—	—	—
235	Special trade contractors .....	291	1 418	6 223	44	27	7	8	1	1	—	—	—	—
2353	Electrical contractors .....	123	745	3 063	10	5	1	2	1	1	—	—	—	—
23531	Electrical contractors .....	123	745	3 063	10	5	1	2	1	1	—	—	—	—
235310	Electrical contractors .....	123	745	3 063	10	5	1	2	1	1	—	—	—	—
<b>31-33</b>	<b>Manufacturing</b> .....	<b>2 682</b>	<b>20 645</b>	<b>88 363</b>	<b>55</b>	<b>12</b>	<b>9</b>	<b>12</b>	<b>13</b>	<b>2</b>	<b>6</b>	—	<b>1</b>	—
311	Food mfg .....	(C)	(D)	(D)	1	—	—	—	—	—	1	—	—	—
3115	Dairy product mfg .....	(C)	(D)	(D)	1	—	—	—	—	—	1	—	—	—
31151	Dairy product (exc frozen) mfg .....	(C)	(D)	(D)	1	—	—	—	—	—	1	—	—	—
315	Apparel manufacturing .....	(E)	(D)	(D)	3	—	—	—	—	2	1	—	—	—
3152	Cut & sew apparel mfg .....	(E)	(D)	(D)	3	—	—	—	—	2	1	—	—	—
31522	Men's, boys' cut & sew apparel mfg .....	(C)	(D)	(D)	2	—	—	—	—	1	1	—	—	—
322	Paper mfg .....	(C)	(D)	(D)	1	—	—	—	—	—	1	—	—	—
3221	Pulp, paper & paperboard mills .....	(C)	(D)	(D)	1	—	—	—	—	—	1	—	—	—
32212	Paper mills .....	(C)	(D)	(D)	1	—	—	—	—	—	1	—	—	—
326	Plastics & rubber products mfg .....	432	2 275	11 836	3	—	—	—	1	—	2	—	—	—
3261	Plastics product mfg .....	432	2 275	11 836	3	—	—	—	1	—	2	—	—	—
32619	Other plastics product mfg .....	432	2 275	11 836	3	—	—	—	—	—	2	—	—	—
326199	All other plastics product mfg .....	432	2 275	11 836	3	—	—	—	—	—	2	—	—	—
332	Fabricated metal product mfg .....	148	1 149	5 004	13	2	4	5	2	—	—	—	—	—
333	Machinery mfg .....	305	1 714	8 104	5	—	—	2	2	—	1	—	—	—
3333	Commercial & service industry machinery mfg ..	(C)	(D)	(D)	1	—	—	—	—	—	1	—	—	—
33331	Commercial & service industry machinery mfg ..	(C)	(D)	(D)	1	—	—	—	—	—	1	—	—	—
336	Transportation equipment mfg .....	(F)	(D)	(D)	2	—	—	1	—	—	—	—	1	—
3364	Aerospace product & parts mfg .....	(F)	(D)	(D)	1	—	—	—	—	—	—	—	1	—
33641	Aerospace product & parts mfg .....	(F)	(D)	(D)	1	—	—	—	—	—	—	—	1	—
<b>42</b>	<b>Wholesale trade</b> .....	<b>409</b>	<b>2 381</b>	<b>10 240</b>	<b>49</b>	<b>19</b>	<b>14</b>	<b>10</b>	<b>6</b>	—	—	—	—	—
421	Wholesale trade, durable goods .....	310	1 820	8 190	36	15	9	7	5	—	—	—	—	—
4218	Machinery, equipment & supplies whsle .....	227	1 440	6 017	23	7	6	6	4	—	—	—	—	—
<b>44-45</b>	<b>Retail trade</b> .....	<b>2 597</b>	<b>9 892</b>	<b>42 039</b>	<b>243</b>	<b>111</b>	<b>67</b>	<b>42</b>	<b>16</b>	<b>4</b>	<b>2</b>	<b>1</b>	—	—
441	Motor vehicle & parts dealers .....	340	1 936	8 550	36	19	7	5	3	2	—	—	—	—
4411	Automobile dealers .....	(C)	(D)	(D)	18	10	3	1	2	2	—	—	—	—
44111	New car dealers .....	172	1 086	4 833	8	2	1	1	2	2	—	—	—	—
441110	New car dealers .....	172	1 086	4 833	8	2	1	1	2	2	—	—	—	—
4413	Automotive parts, accessories & tire stores .....	136	710	3 141	17	9	3	4	1	—	—	—	—	—
444	Bldg material & garden equip & supp dealers .....	331	1 386	6 112	26	12	6	5	2	—	1	—	—	—
4441	Building material & supplies dealers .....	276	1 100	4 864	17	8	3	3	2	—	1	—	—	—
44411	Home centers .....	(C)	(D)	(D)	1	—	—	—	—	—	1	—	—	—
445	Food & beverage stores .....	488	1 471	6 097	31	12	4	10	3	1	1	—	—	—
4451	Grocery stores .....	434	1 309	5 557	22	9	1	7	3	1	1	—	—	—
44511	Grocery (except convenience) stores .....	405	1 247	5 280	18	7	—	6	3	1	1	—	—	—
445110	Grocery (except convenience) stores .....	405	1 247	5 280	18	7	—	6	3	1	1	—	—	—
446	Health & personal care stores .....	156	722	3 238	20	5	8	7	—	—	—	—	—	—
4461	Health & personal care stores .....	156	722	3 238	20	5	8	7	—	—	—	—	—	—
44611	Pharmacies & drug stores .....	129	635	2 888	14	2	5	7	—	—	—	—	—	—
446110	Pharmacies & drug stores .....	129	635	2 888	14	2	5	7	—	—	—	—	—	—
447	Gasoline stations .....	228	620	2 547	33	13	14	5	1	—	—	—	—	—
4471	Gasoline stations .....	228	620	2 547	33	13	14	5	1	—	—	—	—	—
44711	Gasoline stations with convenience stores ...	136	382	1 645	22	8	11	3	—	—	—	—	—	—
447110	Gasoline stations with convenience stores ...	136	382	1 645	22	8	11	3	—	—	—	—	—	—
448	Clothing & clothing accessories stores .....	252	635	2 722	27	13	7	2	5	—	—	—	—	—
4481	Clothing stores .....	191	452	1 877	15	6	4	—	5	—	—	—	—	—
44814	Family clothing stores .....	170	394	1 643	8	2	1	—	5	—	—	—	—	—
448140	Family clothing stores .....	170	394	1 643	8	2	1	—	5	—	—	—	—	—

Note: Employment-size classes are indicated as follows: A—0 to 19; B—20 to 99; C—100 to 249; E—250 to 499; F—500 to 999; G—1,000 to 2,499; H—2,500 to 4,999; I—5,000 to 9,999; J—10,000 to 24,999; K—25,000 to 49,999; L—50,000 to 99,999; M—100,000 or more.

**Table 6. Counties—Employees, Payroll, and Establishments by Industry: 1999—Con.**

[Excludes most government employees, railroad employees, and self-employed persons. Size class 1 to 4 includes establishments with payroll, but no employees, during mid-March pay period. (D) denotes figures withheld to avoid disclosing data for individual companies; the data are included in broader industry totals. Detailed industries with 100 or more employees are shown if industry was not a (D). For explanation of terms, abbreviations, and data reliability/comparability, see introductory text]

NAICS code	Industry	Number of employees for week including March 12	Payroll (\$1,000)		Total number of establishments	Number of establishments by employment-size class								
			First quarter	Annual		1 to 4	5 to 9	10 to 19	20 to 49	50 to 99	100 to 249	250 to 499	500 to 999	1,000 or more
<b>HOPKINS—Con.</b>														
<b>44-45 Retail trade—Con.</b>														
452	General merchandise stores .....	473	1 929	7 417	8	—	6	—	—	1	—	—	1	—
4529	Other general merchandise stores .....	(E)	(D)	(D)	7	—	6	—	—	—	—	—	1	—
45291	Warehouse clubs & superstores .....	(E)	(D)	(D)	1	—	—	—	—	—	—	—	1	—
453	Miscellaneous store retailers .....	106	246	1 220	22	13	7	2	—	—	—	—	—	—
<b>48-49 Transportation &amp; warehousing .....</b>														
484	Truck transportation .....	412	3 721	12 397	31	15	7	6	2	—	1	—	—	—
4841	General freight trucking .....	(E)	(D)	(D)	11	7	—	1	2	—	1	—	—	—
48412	General freight trucking, long-distance .....	261	3 043	9 674	8	5	—	1	1	—	1	—	—	—
484121	General freight trucking, long-distance, TL .....	261	3 043	9 674	8	5	—	1	1	—	1	—	—	—
4842	Specialized freight trucking .....	(C)	(D)	(D)	20	8	7	5	—	—	—	—	—	—
48422	Specialized freight (exc used) trucking, local .....	(C)	(D)	(D)	18	6	7	5	—	—	—	—	—	—
<b>51 Information .....</b>														
513	Broadcasting & telecommunications .....	115	852	3 134	12	5	2	3	2	—	—	—	—	—
<b>52 Finance &amp; insurance .....</b>														
522	Credit intermediation & related activities .....	359	2 530	10 235	41	19	10	7	4	1	—	—	—	—
5221	Depository credit intermediation .....	306	2 191	8 977	29	12	6	6	4	1	—	—	—	—
52211	Commercial banking .....	282	2 073	8 526	24	8	6	5	4	1	—	—	—	—
522110	Commercial banking .....	282	2 073	8 526	24	8	6	5	4	1	—	—	—	—
524	Insurance carriers & related activities .....	(C)	(D)	(D)	23	12	7	4	—	—	—	—	—	—
5242	Agencies & other insurance related activities .....	(C)	(D)	(D)	21	10	7	4	—	—	—	—	—	—
52421	Insurance agencies & brokerages .....	112	1 148	3 045	20	10	7	3	—	—	—	—	—	—
524210	Insurance agencies & brokerages .....	112	1 148	3 045	20	10	7	3	—	—	—	—	—	—
<b>53 Real estate &amp; rental &amp; leasing .....</b>														
53	Real estate & rental & leasing .....	127	515	2 301	36	25	8	3	—	—	—	—	—	—
<b>54 Professional, scientific &amp; technical services .....</b>														
541	Professional, scientific & technical services .....	363	1 818	8 176	71	51	10	6	4	—	—	—	—	—
5413	Architectural, engineering & related services .....	140	782	3 326	13	6	3	2	2	—	—	—	—	—
<b>55 Management of companies &amp; enterprises .....</b>														
55	Management of companies & enterprises .....	51	370	1 560	6	3	1	1	1	—	—	—	—	—
<b>56 Admin, support, waste mgt, remediation services .....</b>														
561	Administrative & support services .....	(F)	(D)	(D)	34	22	4	5	2	—	—	1	—	—
5613	Employment services .....	(E)	(D)	(D)	3	1	1	—	—	—	—	1	—	—
56132	Temporary help services .....	(E)	(D)	(D)	3	1	1	—	—	—	—	1	—	—
5617	Services to buildings & dwellings .....	122	340	1 553	19	13	1	4	1	—	—	—	—	—
<b>61 Educational services .....</b>														
61	Educational services .....	74	196	862	11	4	6	—	1	—	—	—	—	—
<b>62 Health care and social assistance .....</b>														
621	Ambulatory health care services .....	1 152	10 141	42 039	52	23	17	7	1	1	2	—	1	—
6211	Offices of physicians .....	166	1 284	5 701	14	8	4	1	—	—	1	—	—	—
62111	Offices of physicians .....	166	1 284	5 701	14	8	4	1	—	—	1	—	—	—
6212	Offices of dentists .....	123	478	2 191	17	5	9	3	—	—	—	—	—	—
62121	Offices of dentists .....	123	478	2 191	17	5	9	3	—	—	—	—	—	—
621210	Offices of dentists .....	123	478	2 191	17	5	9	3	—	—	—	—	—	—
6214	Outpatient care centers .....	(F)	(D)	(D)	3	1	—	—	—	1	—	—	1	—
62149	Other outpatient care centers .....	(F)	(D)	(D)	1	—	—	—	—	—	—	—	1	—
6216	Home health care services .....	(C)	(D)	(D)	3	—	1	1	—	—	1	—	—	—
62161	Home health care services .....	(C)	(D)	(D)	3	—	1	1	—	—	1	—	—	—
622	Hospitals .....	(G)	(D)	(D)	1	—	—	—	—	—	—	—	—	1
6221	General medical & surgical hospitals .....	(G)	(D)	(D)	1	—	—	—	—	—	—	—	—	1
62211	General medical & surgical hospitals .....	(G)	(D)	(D)	1	—	—	—	—	—	—	—	—	1
623	Nursing & residential care facilities .....	(F)	(D)	(D)	9	2	—	1	1	1	4	—	—	—
6231	Nursing care facilities .....	(F)	(D)	(D)	6	—	—	—	1	1	4	—	—	—
62311	Nursing care facilities .....	(F)	(D)	(D)	6	—	—	—	1	1	4	—	—	—
<b>71 Arts, entertainment &amp; recreation .....</b>														
71	Arts, entertainment & recreation .....	70	171	847	9	5	1	1	2	—	—	—	—	—
<b>72 Accommodation &amp; food services .....</b>														
722	Food services & drinking places .....	(F)	(D)	(D)	61	22	6	14	15	4	—	—	—	—
7221	Full-service restaurants .....	417	824	3 993	31	12	5	7	5	2	—	—	—	—
72211	Full-service restaurants .....	417	824	3 993	31	12	5	7	5	2	—	—	—	—
722110	Full-service restaurants .....	417	824	3 993	31	12	5	7	5	2	—	—	—	—
7222	Limited-service eating places .....	(F)	(D)	(D)	29	9	1	7	10	2	—	—	—	—
72221	Limited-service eating places .....	(F)	(D)	(D)	29	9	1	7	10	2	—	—	—	—
722211	Limited-service eating places .....	537	1 018	4 438	27	8	1	6	10	2	—	—	—	—

Note: Employment-size classes are indicated as follows: A—0 to 19; B—20 to 99; C—100 to 249; E—250 to 499; F—500 to 999; G—1,000 to 2,499; H—2,500 to 4,999; I—5,000 to 9,999; J—10,000 to 24,999; K—25,000 to 49,999; L—50,000 to 99,999; M—100,000 or more.

**Table 6. Counties—Employees, Payroll, and Establishments by Industry: 1999—Con.**

[Excludes most government employees, railroad employees, and self-employed persons. Size class 1 to 4 includes establishments with payroll, but no employees, during mid-March pay period. (D) denotes figures withheld to avoid disclosing data for individual companies; the data are included in broader industry totals. Detailed industries with 100 or more employees are shown if industry was not a (D). For explanation of terms, abbreviations, and data reliability/comparability, see introductory text]

NAICS code	Industry	Number of employees for week including March 12	Payroll (\$1,000)		Total number of establishments	Number of establishments by employment-size class								
			First quarter	Annual		1 to 4	5 to 9	10 to 19	20 to 49	50 to 99	100 to 249	250 to 499	500 to 999	1,000 or more
<b>HOPKINS—Con.</b>														
<b>81</b>	<b>Other services (except public administration) .....</b>	<b>828</b>	<b>3 086</b>	<b>12 698</b>	<b>163</b>	<b>112</b>	<b>33</b>	<b>12</b>	<b>4</b>	<b>2</b>	—	—	—	—
811	Repair & maintenance .....	245	1 356	5 696	42	24	12	5	—	1	—	—	—	—
8111	Automotive repair & maintenance .....	(C)	(D)	(D)	29	18	8	3	—	—	—	—	—	—
8113	Commercial equipment (exc auto & elec) R&M .....	123	794	3 224	11	4	4	2	—	1	—	—	—	—
81131	Commercial equipment (exc auto & elec) R&M .....	123	794	3 224	11	4	4	2	—	1	—	—	—	—
811310	Commercial equipment (exc auto & elec) R&M .....	123	794	3 224	11	4	4	2	—	1	—	—	—	—
812	Personal & laundry services .....	183	733	3 178	27	15	7	3	2	—	—	—	—	—
8123	Drycleaning & laundry services .....	100	371	1 600	7	2	3	—	2	—	—	—	—	—
813	Religious, grantmaking, civic, prof & like organizations .....	400	997	3 824	94	73	14	4	2	1	—	—	—	—
8131	Religious organizations .....	273	750	2 792	71	55	12	2	2	—	—	—	—	—
81311	Religious organizations .....	273	750	2 792	71	55	12	2	2	—	—	—	—	—
813110	Religious organizations .....	273	750	2 792	71	55	12	2	2	—	—	—	—	—
<b>95</b>	<b>Auxiliaries (exc corporate, subsidiary &amp; regional mgt) .....</b>	<b>169</b>	<b>926</b>	<b>5 399</b>	<b>6</b>	<b>3</b>	<b>1</b>	—	<b>1</b>	—	<b>1</b>	—	—	—
<b>99</b>	<b>Unclassified establishments .....</b>	<b>15</b>	<b>30</b>	<b>213</b>	<b>9</b>	<b>8</b>	<b>1</b>	—	—	—	—	—	—	—
<b>JACKSON</b>														
	<b>Total .....</b>	<b>1 930</b>	<b>8 053</b>	<b>35 860</b>	<b>142</b>	<b>78</b>	<b>33</b>	<b>16</b>	<b>8</b>	<b>2</b>	<b>4</b>	—	<b>1</b>	—
<b>11</b>	<b>Forestry, fishing, hunting, and agriculture support .....</b>	<b>9</b>	<b>16</b>	<b>100</b>	<b>3</b>	<b>2</b>	<b>1</b>	—	—	—	—	—	—	—
<b>21</b>	<b>Mining .....</b>	<b>(B)</b>	<b>(D)</b>	<b>(D)</b>	<b>1</b>	—	—	—	<b>1</b>	—	—	—	—	—
<b>22</b>	<b>Utilities .....</b>	<b>(C)</b>	<b>(D)</b>	<b>(D)</b>	<b>1</b>	—	—	—	—	—	<b>1</b>	—	—	—
221	Utilities .....	(C)	(D)	(D)	1	—	—	—	—	—	1	—	—	—
2211	Elec pwr generation, transmsn & distribution ...	(C)	(D)	(D)	1	—	—	—	—	—	1	—	—	—
22112	Electric pwr transmsn, control & distribution ..	(C)	(D)	(D)	1	—	—	—	—	—	1	—	—	—
<b>23</b>	<b>Construction .....</b>	<b>86</b>	<b>283</b>	<b>1 773</b>	<b>26</b>	<b>20</b>	<b>4</b>	<b>2</b>	—	—	—	—	—	—
<b>31-33</b>	<b>Manufacturing .....</b>	<b>790</b>	<b>3 578</b>	<b>15 161</b>	<b>12</b>	<b>5</b>	<b>1</b>	<b>2</b>	<b>1</b>	<b>1</b>	<b>1</b>	—	<b>1</b>	—
326	Plastics & rubber products mfg .....	205	736	3 807	3	—	1	—	—	1	1	—	—	—
3261	Plastics product mfg .....	205	736	3 807	3	—	1	—	—	1	1	—	—	—
32619	Other plastics product mfg .....	205	736	3 807	3	—	1	—	—	1	1	—	—	—
326199	All other plastics product mfg .....	205	736	3 807	3	—	1	—	—	1	1	—	—	—
334	Computer & electronic product mfg .....	(F)	(D)	(D)	1	—	—	—	—	—	—	—	1	—
3342	Communications equipment mfg .....	(F)	(D)	(D)	1	—	—	—	—	—	—	—	1	—
33421	Telephone apparatus mfg .....	(F)	(D)	(D)	1	—	—	—	—	—	—	—	1	—
<b>42</b>	<b>Wholesale trade .....</b>	<b>22</b>	<b>111</b>	<b>459</b>	<b>3</b>	<b>1</b>	<b>1</b>	<b>1</b>	—	—	—	—	—	—
<b>44-45</b>	<b>Retail trade .....</b>	<b>179</b>	<b>518</b>	<b>2 434</b>	<b>33</b>	<b>14</b>	<b>13</b>	<b>6</b>	—	—	—	—	—	—
<b>48-49</b>	<b>Transportation &amp; warehousing .....</b>	<b>78</b>	<b>365</b>	<b>2 157</b>	<b>8</b>	<b>2</b>	<b>4</b>	—	<b>2</b>	—	—	—	—	—
<b>51</b>	<b>Information .....</b>	<b>214</b>	<b>743</b>	<b>3 403</b>	<b>7</b>	<b>4</b>	—	<b>1</b>	<b>1</b>	—	<b>1</b>	—	—	—
514	Information & data processing services .....	(C)	(D)	(D)	2	1	—	—	—	—	1	—	—	—
5142	Data processing services .....	(C)	(D)	(D)	1	—	—	—	—	—	1	—	—	—
51421	Data processing services .....	(C)	(D)	(D)	1	—	—	—	—	—	1	—	—	—
<b>52</b>	<b>Finance &amp; insurance .....</b>	<b>53</b>	<b>283</b>	<b>1 163</b>	<b>9</b>	<b>5</b>	<b>3</b>	—	<b>1</b>	—	—	—	—	—
<b>54</b>	<b>Professional, scientific &amp; technical services .....</b>	<b>9</b>	<b>51</b>	<b>171</b>	<b>5</b>	<b>4</b>	<b>1</b>	—	—	—	—	—	—	—
<b>56</b>	<b>Admin, support, waste mgt, remediation services .....</b>	<b>4</b>	<b>12</b>	<b>96</b>	<b>3</b>	<b>3</b>	—	—	—	—	—	—	—	—
<b>61</b>	<b>Educational services .....</b>	<b>(A)</b>	<b>(D)</b>	<b>(D)</b>	<b>2</b>	<b>1</b>	<b>1</b>	—	—	—	—	—	—	—
<b>62</b>	<b>Health care and social assistance .....</b>	<b>269</b>	<b>862</b>	<b>3 420</b>	<b>11</b>	<b>2</b>	<b>2</b>	<b>4</b>	<b>1</b>	<b>1</b>	<b>1</b>	—	—	—
624	Social assistance .....	(C)	(D)	(D)	4	1	1	1	—	—	1	—	—	—
6243	Vocational rehabilitation services .....	(C)	(D)	(D)	1	—	—	—	—	—	1	—	—	—
62431	Vocational rehabilitation services .....	(C)	(D)	(D)	1	—	—	—	—	—	1	—	—	—
<b>72</b>	<b>Accommodation &amp; food services .....</b>	<b>(B)</b>	<b>(D)</b>	<b>(D)</b>	<b>5</b>	<b>3</b>	<b>1</b>	—	<b>1</b>	—	—	—	—	—
<b>81</b>	<b>Other services (except public administration) .....</b>	<b>23</b>	<b>87</b>	<b>313</b>	<b>9</b>	<b>8</b>	<b>1</b>	—	—	—	—	—	—	—
<b>99</b>	<b>Unclassified establishments .....</b>	—	—	<b>164</b>	<b>4</b>	<b>4</b>	—	—	—	—	—	—	—	—

Note: Employment-size classes are indicated as follows: A—0 to 19; B—20 to 99; C—100 to 249; E—250 to 499; F—500 to 999; G—1,000 to 2,499; H—2,500 to 4,999; I—5,000 to 9,999; J—10,000 to 24,999; K—25,000 to 49,999; L—50,000 to 99,999; M—100,000 or more.

**Table 6. Counties—Employees, Payroll, and Establishments by Industry: 1999—Con.**

[Excludes most government employees, railroad employees, and self-employed persons. Size class 1 to 4 includes establishments with payroll, but no employees, during mid-March pay period. (D) denotes figures withheld to avoid disclosing data for individual companies; the data are included in broader industry totals. Detailed industries with 100 or more employees are shown if industry was not a (D). For explanation of terms, abbreviations, and data reliability/comparability, see introductory text]

NAICS code	Industry	Number of employees for week including March 12	Payroll (\$1,000)		Total number of establishments	Number of establishments by employment-size class									
			First quarter	Annual		1 to 4	5 to 9	10 to 19	20 to 49	50 to 99	100 to 249	250 to 499	500 to 999	1,000 or more	
<b>JEFFERSON</b>															
	<b>Total</b> .....	<b>406 891</b>	<b>3 215 370</b>	<b>12 744 749</b>	<b>19 751</b>	<b>9 345</b>	<b>3 983</b>	<b>2 804</b>	<b>2 126</b>	<b>772</b>	<b>539</b>	<b>121</b>	<b>35</b>	<b>26</b>	
<b>11</b>	<b>Forestry, fishing, hunting, and agriculture support</b> .....	(C)	(D)	(D)	<b>24</b>	<b>13</b>	<b>5</b>	<b>4</b>	<b>1</b>	<b>1</b>	—	—	—	—	
115	Agriculture & forestry support activities .....	(C)	(D)	(D)	21	11	4	4	1	1	—	—	—	—	
1152	Animal production support activities .....	(C)	(D)	(D)	17	10	2	3	1	1	—	—	—	—	
11521	Animal production support activities .....	(C)	(D)	(D)	17	10	2	3	1	1	—	—	—	—	
<b>21</b>	<b>Mining</b> .....	<b>239</b>	<b>2 148</b>	<b>10 329</b>	<b>18</b>	<b>11</b>	<b>3</b>	<b>1</b>	<b>2</b>	—	<b>1</b>	—	—	—	
212	Mining (except oil & gas) .....	199	1 812	9 373	5	—	2	—	2	—	1	—	—	—	
2123	Nonmetallic mineral mining & quarrying .....	(C)	(D)	(D)	4	—	1	—	2	—	1	—	—	—	
21232	Sand, gravel, clay, refractory minerals mining .....	(C)	(D)	(D)	2	—	1	—	—	—	1	—	—	—	
<b>22</b>	<b>Utilities</b> .....	<b>(H)</b>	<b>(D)</b>	<b>(D)</b>	<b>34</b>	<b>15</b>	<b>4</b>	<b>2</b>	<b>1</b>	<b>6</b>	<b>2</b>	<b>3</b>	<b>1</b>	—	
221	Utilities .....	(H)	(D)	(D)	34	15	4	2	1	6	2	3	1	—	
2211	Elec pwr generation, transmsn & distribution ...	(G)	(D)	(D)	22	7	2	2	1	4	2	3	1	—	
22111	Electric power generation .....	(F)	(D)	(D)	2	—	—	—	—	—	1	1	—	—	
22112	Electric pwr transmsn, control & distribution ..	(G)	(D)	(D)	20	7	2	2	1	4	1	2	1	—	
2212	Natural gas distribution .....	161	6 521	15 923	7	5	—	—	—	2	—	—	—	—	
22121	Natural gas distribution .....	161	6 521	15 923	7	5	—	—	—	2	—	—	—	—	
221210	Natural gas distribution .....	161	6 521	15 923	7	5	—	—	—	2	—	—	—	—	
<b>23</b>	<b>Construction</b> .....	<b>22 320</b>	<b>152 751</b>	<b>725 930</b>	<b>1 935</b>	<b>1 032</b>	<b>381</b>	<b>251</b>	<b>187</b>	<b>53</b>	<b>27</b>	<b>4</b>	—	—	
233	Building, developing & general contracting .....	4 873	35 735	162 726	558	354	97	54	34	12	7	—	—	—	
2331	Land subdivision & land development .....	228	1 885	9 204	49	35	7	5	2	—	—	—	—	—	
23311	Land subdivision & land development .....	228	1 885	9 204	49	35	7	5	2	—	—	—	—	—	
233110	Land subdivision & land development .....	228	1 885	9 204	49	35	7	5	2	—	—	—	—	—	
2332	Residential building construction .....	1 888	12 108	53 605	377	273	66	23	12	2	1	—	—	—	
23321	Single-family housing construction .....	1 747	11 092	49 265	364	266	64	21	11	1	1	—	—	—	
233210	Single-family housing construction .....	1 747	11 092	49 265	364	266	64	21	11	1	1	—	—	—	
23322	Multifamily housing construction .....	141	1 016	4 340	13	7	2	2	1	1	—	—	—	—	
233220	Multifamily housing construction .....	141	1 016	4 340	13	7	2	2	1	1	—	—	—	—	
2333	Nonresidential building construction .....	2 757	21 742	99 917	132	46	24	26	20	10	6	—	—	—	
23331	Mfg & industrial building construction .....	738	6 081	24 903	21	4	6	1	3	5	2	—	—	—	
233310	Mfg & industrial building construction .....	738	6 081	24 903	21	4	6	1	3	5	2	—	—	—	
23332	Commercial & institutional bldg construction ..	2 019	15 661	75 014	111	42	18	25	17	5	4	—	—	—	
233320	Commercial & institutional bldg construction ..	2 019	15 661	75 014	111	42	18	25	17	5	4	—	—	—	
234	Heavy construction .....	1 734	11 809	62 620	59	13	14	10	13	5	3	1	—	—	
2341	Highway, street, bridge & tunnel construction ...	323	1 894	10 936	15	4	5	—	4	2	—	—	—	—	
23411	Highway & street construction .....	(E)	(D)	(D)	13	3	5	—	4	1	—	—	—	—	
2349	Other heavy construction .....	1 411	9 915	51 684	44	9	9	10	9	3	3	1	—	—	
23491	Water, sewer & pipeline construction .....	681	5 014	26 120	16	2	3	3	4	1	3	—	—	—	
234910	Water, sewer & pipeline construction .....	681	5 014	26 120	16	2	3	3	4	1	3	—	—	—	
23499	All other heavy construction .....	648	4 440	22 641	25	7	5	7	3	2	—	1	—	—	
234990	All other heavy construction .....	648	4 440	22 641	25	7	5	7	3	2	—	1	—	—	
235	Special trade contractors .....	15 713	105 207	500 584	1 318	665	270	187	140	36	17	3	—	—	
2351	Plumbing, heating & AC contractor .....	3 810	28 893	135 899	277	131	52	40	38	9	7	—	—	—	
23511	Plumbing, heating & AC contractor .....	3 810	28 893	135 899	277	131	52	40	38	9	7	—	—	—	
235110	Plumbing, heating & AC contractor .....	3 810	28 893	135 899	277	131	52	40	38	9	7	—	—	—	
2352	Painting & wall covering contractors .....	920	4 627	23 048	162	105	28	19	8	2	—	—	—	—	
23521	Painting & wall covering contractors .....	920	4 627	23 048	162	105	28	19	8	2	—	—	—	—	
235210	Painting & wall covering contractors .....	920	4 627	23 048	162	105	28	19	8	2	—	—	—	—	
2353	Electrical contractors .....	3 418	25 749	122 408	169	73	33	25	23	9	4	2	—	—	
23531	Electrical contractors .....	3 418	25 749	122 408	169	73	33	25	23	9	4	2	—	—	
235310	Electrical contractors .....	3 418	25 749	122 408	169	73	33	25	23	9	4	2	—	—	
2354	Masonry, drywall, insulation, tile contractors ...	2 230	13 089	61 815	167	69	41	24	25	5	3	—	—	—	
23541	Masonry & stone contractors .....	779	4 386	22 990	70	28	22	9	8	2	1	—	—	—	
235410	Masonry & stone contractors .....	779	4 386	22 990	70	28	22	9	8	2	1	—	—	—	
23542	Drywall, acoustical & insulation contractors ...	1 249	7 451	32 882	65	21	14	11	14	3	2	—	—	—	
235420	Drywall, acoustical & insulation contractors ...	1 249	7 451	32 882	65	21	14	11	14	3	2	—	—	—	
23543	Tile, marble, terrazzo & mosaic contractors ..	202	1 252	5 943	32	20	5	4	3	—	—	—	—	—	
235430	Tile, marble, terrazzo & mosaic contractors ..	202	1 252	5 943	32	20	5	4	3	—	—	—	—	—	
2355	Carpentry & floor contractors .....	1 206	6 245	28 051	175	110	38	15	7	5	—	—	—	—	
23551	Carpentry contractors .....	846	3 909	18 121	138	86	35	10	4	3	—	—	—	—	
235510	Carpentry contractors .....	846	3 909	18 121	138	86	35	10	4	3	—	—	—	—	
23552	Floor laying & other floor contractors .....	360	2 336	9 930	37	24	3	5	3	2	—	—	—	—	
235520	Floor laying & other floor contractors .....	360	2 336	9 930	37	24	3	5	3	2	—	—	—	—	
2356	Roofing, siding, & sheet metal contractors .....	1 373	9 761	44 499	110	53	19	19	15	2	2	—	—	—	
23561	Roofing, siding, & sheet metal contractors ...	1 373	9 761	44 499	110	53	19	19	15	2	2	—	—	—	
235610	Roofing, siding, & sheet metal contractors .	1 373	9 761	44 499	110	53	19	19	15	2	2	—	—	—	
2357	Concrete contractors .....	991	5 280	29 643	86	43	21	13	7	1	—	1	—	—	
23571	Concrete contractors .....	991	5 280	29 643	86	43	21	13	7	1	—	1	—	—	
235710	Concrete contractors .....	991	5 280	29 643	86	43	21	13	7	1	—	1	—	—	
2359	Other special trade contractors .....	1 746	11 413	54 495	168	78	38	31	17	3	1	—	—	—	
23591	Structural steel erection contractors .....	146	1 019	4 808	11	3	2	3	3	—	—	—	—	—	
235910	Structural steel erection contractors .....	146	1 019	4 808	11	3	2	3	3	—	—	—	—	—	
23592	Glass & glazing contractors .....	197	1 294	6 191	15	4	5	3	2	1	—	—	—	—	
235920	Glass & glazing contractors .....	197	1 294	6 191	15	4	5	3	2	1	—	—	—	—	
23593	Excavation contractors .....	199	1 196	6 638	40	25	9	6	—	—	—	—	—	—	
235930	Excavation contractors .....	199	1 196	6 638	40	25	9	6	—	—	—	—	—	—	
23595	Bldg equip & oth mach installation contractor .	575	4 692	21 547	14	1	1	2	7	2	1	—	—	—	
235950	Bldg equip & oth mach installation contractor ..	575	4 692	21 547	14	1	1	2	7	2	1	—	—	—	

Note: Employment-size classes are indicated as follows: A—0 to 19; B—20 to 99; C—100 to 249; E—250 to 499; F—500 to 999; G—1,000 to 2,499; H—2,500 to 4,999; I—5,000 to 9,999; J—10,000 to 24,999; K—25,000 to 49,999; L—50,000 to 99,999; M—100,000 or more.

**Table 6. Counties—Employees, Payroll, and Establishments by Industry: 1999—Con.**

[Excludes most government employees, railroad employees, and self-employed persons. Size class 1 to 4 includes establishments with payroll, but no employees, during mid-March pay period. (D) denotes figures withheld to avoid disclosing data for individual companies; the data are included in broader industry totals. Detailed industries with 100 or more employees are shown if industry was not a (D). For explanation of terms, abbreviations, and data reliability/comparability, see introductory text]

NAICS code	Industry	Number of employees for week including March 12	Payroll (\$1,000)		Total number of establishments	Number of establishments by employment-size class								
			First quarter	Annual		1 to 4	5 to 9	10 to 19	20 to 49	50 to 99	100 to 249	250 to 499	500 to 999	1,000 or more
<b>JEFFERSON—Con.</b>														
<b>23 Construction—Con.</b>														
Special trade contractors—Con.														
2359	Other special trade contractors—Con.													
23599	All other special trade contractors . . . . .	567	2 766	13 435	81	44	18	14	5	—	—	—	—	—
235990	All other special trade contractors . . . . .	567	2 766	13 435	81	44	18	14	5	—	—	—	—	—
<b>31-33 Manufacturing . . . . .</b>														
311	Food mfg . . . . .	5 201	33 232	148 641	58	13	10	3	9	11	6	4	1	1
3112	Grain & oilseed milling . . . . .	(C)	(D)	(D)	2	—	—	—	—	2	—	—	—	—
31122	Starch & vegetable fats & oils mfg . . . . .	(C)	(D)	(D)	2	—	—	—	—	2	—	—	—	—
3114	Fruit & veg preserving & specialty food mfg . . . . .	327	1 977	9 095	5	1	—	—	1	1	2	—	—	—
31141	Frozen food mfg . . . . .	(C)	(D)	(D)	1	—	—	—	—	1	—	—	—	—
31142	Fruit & veg canning, pickling & drying . . . . .	(C)	(D)	(D)	4	1	—	—	1	1	1	—	—	—
3115	Dairy product mfg . . . . .	(C)	(D)	(D)	1	—	—	—	—	—	1	—	—	—
31151	Dairy product (exc frozen) mfg . . . . .	(C)	(D)	(D)	1	—	—	—	—	—	1	—	—	—
3116	Animal slaughtering & processing . . . . .	1 580	10 967	46 818	5	1	1	—	—	1	—	1	—	1
31161	Animal slaughtering & processing . . . . .	1 580	10 967	46 818	5	1	1	—	—	1	—	1	—	1
3118	Bakeries & tortilla mfg . . . . .	2 094	11 818	52 631	32	11	6	2	4	5	1	2	1	—
31181	Bread & bakery product mfg . . . . .	(F)	(D)	(D)	26	11	6	2	4	2	—	—	—	—
311812	Commercial bakeries . . . . .	561	3 638	16 062	9	2	2	—	2	2	—	1	—	—
31182	Cookie, cracker & pasta mfg . . . . .	1 240	6 970	31 319	5	—	—	—	—	3	—	1	1	—
31183	Tortilla mfg . . . . .	(C)	(D)	(D)	1	—	—	—	—	—	1	—	—	—
3119	Other food mfg . . . . .	784	5 599	28 063	8	—	1	—	2	2	2	1	—	—
31191	Snack food mfg . . . . .	(E)	(D)	(D)	2	—	—	—	—	—	1	1	—	—
31194	Seasoning & dressing mfg . . . . .	(C)	(D)	(D)	1	—	—	—	—	—	1	—	—	—
312	Beverage & tobacco product mfg . . . . .	2 416	31 517	108 073	9	1	2	—	2	—	1	2	—	1
3121	Beverage mfg . . . . .	(F)	(D)	(D)	7	1	2	—	2	—	1	1	—	—
31211	Soft drink & ice mfg . . . . .	(E)	(D)	(D)	4	1	2	—	—	—	1	1	—	—
31214	Distilleries . . . . .	(E)	(D)	(D)	3	—	—	—	2	—	1	—	—	—
3122	Tobacco mfg . . . . .	(G)	(D)	(D)	2	—	—	—	—	—	—	1	—	1
31222	Tobacco product mfg . . . . .	(G)	(D)	(D)	2	—	—	—	—	—	—	—	—	1
314	Textile product mills . . . . .	(F)	(D)	(D)	9	4	—	1	2	—	1	1	—	—
3141	Textile furnishings mills . . . . .	(E)	(D)	(D)	6	3	—	—	1	—	1	1	—	—
31412	Curtain & linen mills . . . . .	(E)	(D)	(D)	6	3	—	—	1	—	1	1	—	—
315	Apparel manufacturing . . . . .	373	2 390	10 228	17	11	1	1	2	—	2	—	—	—
3152	Cut & sew apparel mfg . . . . .	(C)	(D)	(D)	8	5	1	—	1	—	1	—	—	—
31522	Men's, boys' cut & sew apparel mfg . . . . .	(C)	(D)	(D)	1	—	—	—	—	—	1	—	—	—
3159	Apparel accessories & other apparel mfg . . . . .	(C)	(D)	(D)	8	5	—	1	1	—	1	—	—	—
31599	Apparel accessories & other apparel mfg . . . . .	(C)	(D)	(D)	8	5	—	1	1	—	1	—	—	—
321	Wood product mfg . . . . .	1 075	7 117	31 335	23	5	1	5	5	3	4	—	—	—
3212	Veneer, plywood & engineered wood product mfg . . . . .	(C)	(D)	(D)	3	—	—	—	2	—	1	—	—	—
32121	Veneer, plywood & engineered wood product mfg . . . . .	(C)	(D)	(D)	3	—	—	—	2	—	1	—	—	—
3219	Other wood product mfg . . . . .	772	4 940	22 616	18	5	1	5	2	2	3	—	—	—
32191	Millwork . . . . .	(E)	(D)	(D)	7	1	1	2	—	1	2	—	—	—
32192	Wood container & pallet mfg . . . . .	324	2 368	10 742	9	3	—	3	2	—	1	—	—	—
321920	Wood container & pallet mfg . . . . .	324	2 368	10 742	9	3	—	3	2	—	1	—	—	—
322	Paper mfg . . . . .	2 792	19 960	89 272	34	1	3	3	9	5	12	1	—	—
3222	Converted paper product mfg . . . . .	2 792	19 960	89 272	34	1	3	3	9	5	12	1	—	—
32221	Paperboard container mfg . . . . .	1 801	13 121	58 896	17	—	—	1	5	1	9	1	—	—
322211	Corrugated & solid fiber box mfg . . . . .	1 423	10 206	45 902	13	—	—	1	3	1	7	1	—	—
32222	Paper bag & coated & treated paper mfg . . . . .	497	3 636	15 663	6	—	—	1	1	2	2	—	—	—
32223	Stationery product mfg . . . . .	(E)	(D)	(D)	8	1	2	—	3	1	1	—	—	—
32229	Other converted paper product mfg . . . . .	(C)	(D)	(D)	3	—	1	1	—	1	—	—	—	—
323	Printing & related support activities . . . . .	3 309	24 997	107 840	128	45	24	22	21	6	9	1	—	—
3231	Printing & related support activities . . . . .	3 309	24 997	107 840	128	45	24	22	21	6	9	1	—	—
32311	Printing . . . . .	3 189	24 183	104 250	117	41	22	19	19	6	9	1	—	—
323110	Commercial lithographic printing . . . . .	2 123	17 531	76 825	51	16	7	7	10	3	7	1	—	—
323112	Commercial flexographic printing . . . . .	101	624	2 645	5	—	1	1	3	—	—	—	—	—
323113	Commercial screen printing . . . . .	228	1 356	6 041	12	4	1	4	1	2	—	—	—	—
323114	Quick printing . . . . .	200	1 143	4 759	30	14	10	4	2	—	—	—	—	—
323119	Other commercial printing . . . . .	227	1 553	6 220	11	5	2	1	—	1	—	—	—	—
32312	Printing support activities . . . . .	120	814	3 590	11	4	2	3	2	—	—	—	—	—
325	Chemical mfg . . . . .	4 622	63 909	236 037	59	10	6	11	13	4	11	2	2	—
3251	Basic chemical mfg . . . . .	1 434	22 186	78 294	13	2	1	2	3	—	4	—	1	—
32513	Synthetic dye & pigment mfg . . . . .	(C)	(D)	(D)	1	—	—	—	—	—	1	—	—	—
32518	Other basic inorganic chemical mfg . . . . .	(F)	(D)	(D)	3	—	—	—	1	—	—	—	1	—
32519	Other basic organic chemical mfg . . . . .	474	7 531	28 708	8	1	1	2	2	—	2	—	—	—
3252	Resin, syn rubber, artf & syn fibers, fil mfg . . . . .	2 100	32 675	119 815	10	—	—	1	1	1	4	2	1	—
32521	Resin & synthetic rubber mfg . . . . .	2 100	32 675	119 815	10	—	—	1	1	1	4	2	1	—
325211	Plastics material & resin mfg . . . . .	1 215	19 350	68 773	7	—	—	1	1	1	3	—	1	—
325212	Synthetic rubber mfg . . . . .	885	13 325	51 042	3	—	—	—	—	—	1	2	—	—
3255	Paint, coating & adhesive mfg . . . . .	816	6 585	27 466	18	1	2	4	7	1	3	—	—	—
32551	Paint & coating mfg . . . . .	(F)	(D)	(D)	16	1	2	3	6	1	3	—	—	—
3259	Other chemical product & preparation mfg . . . . .	183	1 941	8 178	7	1	2	1	1	2	—	—	—	—
32599	All other chemical product & preparation mfg . . . . .	(C)	(D)	(D)	4	1	1	—	1	1	—	—	—	—
326	Plastics & rubber products mfg . . . . .	2 768	16 449	74 617	38	5	3	5	11	9	3	—	2	—
3261	Plastics product mfg . . . . .	(H)	(D)	(D)	33	3	2	4	10	9	3	—	2	—
32611	Unsupported plastics film, sheet, & bag mfg . . . . .	404	2 707	11 049	5	—	—	—	2	2	1	—	—	—
32615	Foam product (exc polystyrene) mfg . . . . .	203	953	4 081	4	—	—	—	2	2	—	—	—	—
326150	Foam product (exc polystyrene) mfg . . . . .	203	953	4 081	4	—	—	—	2	2	—	—	—	—
32619	Other plastics product mfg . . . . .	1 970	11 823	55 387	19	3	1	3	3	5	2	—	2	—

Note: Employment-size classes are indicated as follows: A—0 to 19; B—20 to 99; C—100 to 249; E—250 to 499; F—500 to 999; G—1,000 to 2,499; H—2,500 to 4,999; I—5,000 to 9,999; J—10,000 to 24,999; K—25,000 to 49,999; L—50,000 to 99,999; M—100,000 or more.

**Table 6. Counties—Employees, Payroll, and Establishments by Industry: 1999—Con.**

[Excludes most government employees, railroad employees, and self-employed persons. Size class 1 to 4 includes establishments with payroll, but no employees, during mid-March pay period. (D) denotes figures withheld to avoid disclosing data for individual companies; the data are included in broader industry totals. Detailed industries with 100 or more employees are shown if industry was not a (D). For explanation of terms, abbreviations, and data reliability/comparability, see introductory text]

NAICS code	Industry	Number of employees for week including March 12	Payroll (\$1,000)		Total number of establishments	Number of establishments by employment-size class								
			First quarter	Annual		1 to 4	5 to 9	10 to 19	20 to 49	50 to 99	100 to 249	250 to 499	500 to 999	1,000 or more
<b>JEFFERSON—Con.</b>														
<b>31-33 Manufacturing—Con.</b>														
327	Nonmetallic mineral product mfg . . . . .	1 550	10 762	51 128	45	7	8	9	12	5	4	—	—	—
3271	Clay product & refractory mfg . . . . .	472	2 460	15 284	5	1	—	—	1	1	2	—	—	—
32711	Pottery, ceramics & plumbing fixture mfg . . . . .	(C)	(D)	(D)	3	1	—	—	1	1	—	—	—	—
32712	Clay building material & refractories mfg . . . . .	(E)	(D)	(D)	2	—	—	—	—	—	2	—	—	—
3272	Glass & glass product mfg . . . . .	309	2 037	8 879	13	6	1	2	2	1	1	—	—	—
32721	Glass & glass product mfg . . . . .	309	2 037	8 879	13	6	1	2	2	1	1	—	—	—
3273	Cement & concrete product mfg . . . . .	590	4 895	21 361	19	—	4	6	6	2	1	—	—	—
32731	Cement mfg . . . . .	(C)	(D)	(D)	1	—	—	—	—	—	1	—	—	—
32732	Ready-mix concrete mfg . . . . .	303	2 159	10 113	11	—	3	3	3	2	—	—	—	—
327320	Ready-mix concrete mfg . . . . .	303	2 159	10 113	11	—	3	3	3	2	—	—	—	—
32739	Other concrete product mfg . . . . .	109	711	3 098	5	—	1	1	3	—	—	—	—	—
327390	Other concrete product mfg . . . . .	109	711	3 098	5	—	1	1	3	—	—	—	—	—
3279	Other nonmetallic mineral product mfg . . . . .	(C)	(D)	(D)	5	—	1	1	2	1	—	—	—	—
32799	All other nonmetallic mineral product mfg . . . . .	(C)	(D)	(D)	5	—	1	1	2	1	—	—	—	—
331	Primary metal mfg . . . . .	1 216	9 566	39 497	17	4	3	2	2	2	3	1	—	—
3313	Alumina & aluminum production & processing . . . . .	911	7 259	29 612	7	1	—	1	1	1	2	1	—	—
33131	Alumina & aluminum production & processing . . . . .	911	7 259	29 612	7	1	—	1	1	1	2	1	—	—
3315	Foundries . . . . .	(C)	(D)	(D)	7	2	2	1	1	—	1	—	—	—
33151	Ferrous metal foundries . . . . .	(C)	(D)	(D)	2	—	—	—	1	—	1	—	—	—
332	Fabricated metal product mfg . . . . .	5 650	46 815	198 425	156	28	26	30	42	14	14	2	—	—
3321	Forging & stamping . . . . .	1 151	8 176	37 260	11	—	—	—	3	2	6	—	—	—
33211	Forging & stamping . . . . .	1 151	8 176	37 260	11	—	—	—	3	2	6	—	—	—
332116	Metal stamping . . . . .	798	5 179	22 818	7	—	—	—	1	1	5	—	—	—
3322	Cutlery & handtool mfg . . . . .	(C)	(D)	(D)	6	2	1	—	1	1	1	—	—	—
33221	Cutlery & handtool mfg . . . . .	(C)	(D)	(D)	6	2	1	—	1	1	1	—	—	—
3323	Architectural & structural metals mfg . . . . .	1 020	7 440	32 136	51	8	10	14	16	3	—	—	—	—
33231	Plate work & fabricated structural prod mfg . . . . .	419	3 027	13 422	22	2	4	8	7	1	—	—	—	—
332312	Fabricated structural metal mfg . . . . .	315	2 440	11 002	17	1	3	7	6	—	—	—	—	—
33232	Ornamental & architectural metal prod mfg . . . . .	601	4 413	18 714	29	6	6	6	9	2	—	—	—	—
332322	Sheet metal work mfg . . . . .	474	3 815	16 050	16	2	1	3	8	2	—	—	—	—
3324	Boiler, tank & shipping container mfg . . . . .	487	6 005	21 582	9	—	3	1	3	1	—	1	—	—
33241	Power boiler & heat exchanger mfg . . . . .	(C)	(D)	(D)	4	—	1	1	1	1	—	—	—	—
33242	Metal tank (heavy gauge) mfg . . . . .	(E)	(D)	(D)	4	—	1	—	2	—	—	1	—	—
3325	Hardware mfg . . . . .	275	1 648	6 338	3	—	—	1	—	1	1	—	—	—
33251	Hardware mfg . . . . .	275	1 648	6 338	3	—	—	1	—	1	1	—	—	—
332510	Hardware mfg . . . . .	275	1 648	6 338	3	—	—	1	—	1	1	—	—	—
3326	Spring & wire product mfg . . . . .	179	1 277	6 661	5	1	—	—	3	1	—	—	—	—
33261	Spring & wire product mfg . . . . .	179	1 277	6 661	5	1	—	—	3	1	—	—	—	—
3327	Mach shops, turn prod, screw, nut, bolt mfg . . . . .	1 052	8 402	40 090	43	13	6	7	11	3	3	—	—	—
33271	Machine shops . . . . .	939	7 617	36 344	40	13	6	7	8	3	3	—	—	—
332710	Machine shops . . . . .	939	7 617	36 344	40	13	6	7	8	3	3	—	—	—
33272	Turned product & screw, nut & bolt mfg . . . . .	113	785	3 746	3	—	—	—	3	—	—	—	—	—
3329	Other fabricated metal product mfg . . . . .	1 177	11 449	44 629	20	1	5	5	3	2	3	1	—	—
33299	All other fabricated metal product mfg . . . . .	(G)	(D)	(D)	18	1	4	5	2	2	3	1	—	—
332999	All other misc fabricated metal product mfg . . . . .	965	9 332	37 418	13	1	2	3	2	2	2	1	—	—
333	Machinery mfg . . . . .	4 423	41 964	172 089	84	13	13	15	17	10	13	3	—	—
3331	Ag, construction & mining machinery mfg . . . . .	(C)	(D)	(D)	2	—	—	1	—	—	1	—	—	—
33311	Agricultural implement mfg . . . . .	(C)	(D)	(D)	1	—	—	—	—	—	1	—	—	—
3332	Industrial machinery mfg . . . . .	689	8 308	34 367	15	4	1	1	5	1	3	—	—	—
33329	Other industrial machinery mfg . . . . .	(F)	(D)	(D)	13	3	1	—	5	1	3	—	—	—
3333	Commercial & service industry machinery mfg . . . . .	749	5 065	23 055	6	1	1	—	1	—	1	2	—	—
33331	Commercial & service industry machinery mfg . . . . .	749	5 065	23 055	6	1	1	—	1	—	1	2	—	—
3334	HVAC & commercial refrigeration equipment mfg . . . . .	828	6 198	27 089	11	1	1	2	1	2	4	—	—	—
33341	HVAC & commercial refrigeration equipment mfg . . . . .	828	6 198	27 089	11	1	1	2	1	2	4	—	—	—
333411	Air purification equipment mfg . . . . .	495	3 668	15 257	8	1	1	2	—	1	3	—	—	—
3335	Metalworking machinery mfg . . . . .	(E)	(D)	(D)	20	3	7	5	5	—	—	—	—	—
33351	Metalworking machinery mfg . . . . .	(E)	(D)	(D)	20	3	7	5	5	—	—	—	—	—
333514	Special die, tool, die set, jig & fixture mfg . . . . .	163	1 444	6 013	12	2	4	3	3	—	—	—	—	—
3339	Other general purpose machinery mfg . . . . .	1 674	18 458	71 304	29	4	3	6	4	7	4	1	—	—
33391	Pump & compressor mfg . . . . .	(E)	(D)	(D)	2	—	—	—	1	—	1	—	—	—
33392	Material handling equipment mfg . . . . .	(F)	(D)	(D)	11	1	1	3	1	3	2	—	—	—
333922	Conveyor & conveying equipment mfg . . . . .	411	4 693	17 488	6	—	—	2	1	1	2	—	—	—
33399	All other general purpose machinery mfg . . . . .	836	8 909	37 345	16	3	2	3	2	4	1	1	—	—
333999	All other general purpose machinery mfg . . . . .	270	2 804	11 927	9	3	—	2	1	3	—	—	—	—
334	Computer & electronic product mfg . . . . .	728	6 434	27 087	11	1	3	1	—	2	4	—	—	—
3342	Communications equipment mfg . . . . .	(C)	(D)	(D)	3	1	—	—	—	1	1	—	—	—
33429	Other communications equipment mfg . . . . .	(C)	(D)	(D)	1	—	—	—	—	—	1	—	—	—
3344	Semiconductor & oth electronic component mfg . . . . .	187	1 724	6 993	5	—	3	1	—	—	1	—	—	—
33441	Semiconductor & oth electronic component mfg . . . . .	187	1 724	6 993	5	—	3	1	—	—	1	—	—	—
3345	Nav, measuring, medical, control instruments mfg . . . . .	(C)	(D)	(D)	2	—	—	—	—	—	2	—	—	—
33451	Nav, measuring, medical, control instruments mfg . . . . .	(C)	(D)	(D)	2	—	—	—	—	—	2	—	—	—

Note: Employment-size classes are indicated as follows: A—0 to 19; B—20 to 99; C—100 to 249; E—250 to 499; F—500 to 999; G—1,000 to 2,499; H—2,500 to 4,999; I—5,000 to 9,999; J—10,000 to 24,999; K—25,000 to 49,999; L—50,000 to 99,999; M—100,000 or more.



**Table 6. Counties—Employees, Payroll, and Establishments by Industry: 1999—Con.**

[Excludes most government employees, railroad employees, and self-employed persons. Size class 1 to 4 includes establishments with payroll, but no employees, during mid-March pay period. (D) denotes figures withheld to avoid disclosing data for individual companies; the data are included in broader industry totals. Detailed industries with 100 or more employees are shown if industry was not a (D). For explanation of terms, abbreviations, and data reliability/comparability, see introductory text]

NAICS code	Industry	Number of employees for week including March 12	Payroll (\$1,000)		Total number of establishments	Number of establishments by employment-size class								
			First quarter	Annual		1 to 4	5 to 9	10 to 19	20 to 49	50 to 99	100 to 249	250 to 499	500 to 999	1,000 or more
<b>JEFFERSON—Con.</b>														
<b>31-33 Manufacturing—Con.</b>														
335	Electrical equip, appliance & component mfg . . . . .	6 173	64 167	247 708	15	—	—	2	5	2	1	1	—	4
3352	Household appliance mfg . . . . .	(I)	(D)	(D)	8	—	—	1	2	—	1	—	—	4
33522	Major appliance mfg . . . . .	(I)	(D)	(D)	7	—	—	1	1	—	1	—	—	4
3353	Electrical equipment mfg . . . . .	(E)	(D)	(D)	5	—	—	—	3	1	—	1	—	—
33531	Electrical equipment mfg . . . . .	(E)	(D)	(D)	5	—	—	—	3	1	—	1	—	—
336	Transportation equipment mfg . . . . .	11 191	347 024	881 343	33	5	7	5	4	2	4	4	—	2
3361	Motor vehicle mfg . . . . .	(I)	(D)	(D)	3	—	1	—	—	—	—	—	—	2
33611	Automobile & light duty motor vehicle mfg . . . . .	(I)	(D)	(D)	3	—	1	—	—	—	—	—	—	2
3362	Motor vehicle body & trailer mfg . . . . .	776	7 500	29 933	5	—	1	—	2	—	—	2	—	—
33621	Motor vehicle body & trailer mfg . . . . .	776	7 500	29 933	5	—	1	—	2	—	—	2	—	—
3363	Motor vehicle parts mfg . . . . .	(G)	(D)	(D)	19	3	5	2	1	2	4	2	—	—
33631	Motor vehicle gas engine & engine parts mfg . . . . .	(E)	(D)	(D)	5	3	—	—	—	—	1	1	—	—
33636	Motor vehicle seating & interior trim mfg . . . . .	(F)	(D)	(D)	2	—	—	—	—	1	—	1	—	—
33637	Motor vehicle metal stamping . . . . .	(C)	(D)	(D)	1	—	—	—	—	—	1	—	—	—
33639	Other motor vehicle parts mfg . . . . .	263	2 503	11 441	7	—	4	1	—	—	2	—	—	—
336399	All other motor vehicle parts mfg . . . . .	263	2 503	11 441	7	—	4	1	—	—	2	—	—	—
337	Furniture & related product mfg . . . . .	595	3 794	17 027	37	11	9	10	5	1	1	—	—	—
3371	HH & institutional furniture & kitchen cabinet mfg . . . . .	394	2 626	11 790	22	7	5	6	2	1	1	—	—	—
33711	Wood kitchen cabinet & countertop mfg . . . . .	251	1 454	6 657	14	3	2	6	2	1	—	—	—	—
337110	Wood kitchen cabinet & countertop mfg . . . . .	251	1 454	6 657	14	3	2	6	2	1	—	—	—	—
33712	Household & institutional furniture mfg . . . . .	143	1 172	5 133	8	4	3	—	—	—	1	—	—	—
3372	Office furniture (including fixtures) mfg . . . . .	169	1 014	4 558	11	3	3	2	3	—	—	—	—	—
33721	Office furniture (including fixtures) mfg . . . . .	169	1 014	4 558	11	3	3	2	3	—	—	—	—	—
339	Miscellaneous mfg . . . . .	1 916	15 035	61 643	89	36	15	16	15	3	3	1	—	—
3391	Medical equipment & supplies mfg . . . . .	611	4 787	20 834	32	15	2	5	7	2	1	—	—	—
33911	Medical equipment & supplies mfg . . . . .	611	4 787	20 834	32	15	2	5	7	2	1	—	—	—
339113	Surgical appliance & supplies mfg . . . . .	141	1 053	4 375	8	2	—	2	4	—	—	—	—	—
339116	Dental laboratories . . . . .	156	952	4 202	17	10	2	2	3	—	—	—	—	—
3399	Other miscellaneous mfg . . . . .	1 305	10 248	40 809	57	21	13	11	8	1	2	1	—	—
33991	Jewelry & silverware mfg . . . . .	(C)	(D)	(D)	5	1	3	—	—	—	—	—	—	—
33992	Sporting & athletic goods mfg . . . . .	301	2 269	9 639	9	3	—	3	2	—	1	—	—	—
339920	Sporting & athletic goods mfg . . . . .	301	2 269	9 639	9	3	—	3	2	—	1	—	—	—
33995	Sign mfg . . . . .	156	1 410	5 564	25	12	9	2	2	—	—	—	—	—
339950	Sign mfg . . . . .	156	1 410	5 564	25	12	9	2	2	—	—	—	—	—
33999	All other misc mfg . . . . .	546	4 769	19 014	14	4	1	4	3	1	—	1	—	—
<b>42</b>	<b>Wholesale trade . . . . .</b>	<b>25 602</b>	<b>235 451</b>	<b>975 245</b>	<b>1 488</b>	<b>659</b>	<b>300</b>	<b>239</b>	<b>197</b>	<b>54</b>	<b>32</b>	<b>5</b>	<b>1</b>	<b>1</b>
421	Wholesale trade, durable goods . . . . .	14 867	141 301	583 010	1 043	460	218	171	131	40	21	2	—	—
4211	Motor vehicle, motor vehicle pt & supply whsle . . . . .	1 473	11 518	45 497	101	47	20	13	13	6	2	—	—	—
42111	Automobile & other motor vehicle whsle . . . . .	412	2 711	11 801	19	10	2	2	3	1	1	—	—	—
421110	Automobile & other motor vehicle whsle . . . . .	412	2 711	11 801	19	10	2	2	3	1	1	—	—	—
42112	Motor vehicle supplies & new parts whsle . . . . .	812	5 743	26 215	55	23	14	7	5	5	1	—	—	—
421120	Motor vehicle supplies & new parts whsle . . . . .	812	5 743	26 215	55	23	14	7	5	5	1	—	—	—
42114	Motor vehicle parts (used) whsle . . . . .	151	904	3 995	20	11	3	3	3	—	—	—	—	—
421140	Motor vehicle parts (used) whsle . . . . .	151	904	3 995	20	11	3	3	3	—	—	—	—	—
4212	Furniture & home furnishing whsle . . . . .	644	5 229	22 314	55	25	8	8	12	2	—	—	—	—
42121	Furniture whsle . . . . .	309	2 644	11 402	25	12	3	3	6	1	—	—	—	—
421210	Furniture whsle . . . . .	309	2 644	11 402	25	12	3	3	6	1	—	—	—	—
42122	Home furnishing whsle . . . . .	335	2 585	10 912	30	13	5	5	6	1	—	—	—	—
421220	Home furnishing whsle . . . . .	335	2 585	10 912	30	13	5	5	6	1	—	—	—	—
4213	Lumber & other construction materials whsle . . . . .	777	6 973	30 606	54	26	11	4	10	2	1	—	—	—
42131	Lumber, plywood, millwork & wood panel whsle . . . . .	474	5 099	21 359	33	15	6	3	7	2	—	—	—	—
421310	Lumber, plywood, millwork & wood panel whsle . . . . .	474	5 099	21 359	33	15	6	3	7	2	—	—	—	—
42133	Roofing, siding & insulation material whsle . . . . .	237	1 425	7 332	12	6	2	1	2	—	1	—	—	—
421330	Roofing, siding & insulation material whsle . . . . .	237	1 425	7 332	12	6	2	1	2	—	1	—	—	—
4214	Professional & commercial equip & supp whsle . . . . .	3 484	38 681	143 793	182	80	36	25	22	8	11	—	—	—
42142	Office equipment whsle . . . . .	840	8 417	28 574	26	8	7	2	4	1	4	—	—	—
421420	Office equipment whsle . . . . .	840	8 417	28 574	26	8	7	2	4	1	4	—	—	—
42143	Computer & peripheral equip & software whsle . . . . .	993	14 632	50 577	50	24	6	6	8	3	3	—	—	—
421430	Computer & peripheral equip & software whsle . . . . .	993	14 632	50 577	50	24	6	6	8	3	3	—	—	—
42144	Other commercial equipment whsle . . . . .	600	6 279	24 528	25	11	4	6	1	—	3	—	—	—
421440	Other commercial equipment whsle . . . . .	600	6 279	24 528	25	11	4	6	1	—	3	—	—	—
42145	Medical, dental, hospital equip & supp whsle . . . . .	511	4 874	20 767	57	30	14	7	4	2	—	—	—	—
421450	Medical, dental, hospital equip & supp whsle . . . . .	511	4 874	20 767	57	30	14	7	4	2	—	—	—	—
42146	Ophthalmic goods whsle . . . . .	289	2 462	11 038	6	1	—	—	3	1	1	—	—	—
421460	Ophthalmic goods whsle . . . . .	289	2 462	11 038	6	1	—	—	3	1	1	—	—	—
42149	Oth professional equipment & supplies whsle . . . . .	178	1 453	6 228	14	6	4	3	—	1	—	—	—	—
421490	Oth professional equipment & supplies whsle . . . . .	178	1 453	6 228	14	6	4	3	—	1	—	—	—	—
4215	Metal & mineral (except petroleum) whsle . . . . .	650	5 937	27 763	51	22	7	13	7	1	1	—	—	—
42151	Metal service centers & offices whsle . . . . .	(F)	(D)	(D)	49	21	6	13	7	1	1	—	—	—
4216	Electrical goods whsle . . . . .	1 506	14 650	63 141	124	52	29	20	16	6	1	—	—	—
42161	Elec equip, wiring supp, const material whsle . . . . .	581	5 939	24 971	58	23	15	11	8	1	—	—	—	—
421610	Elec equip, wiring supp, const material whsle . . . . .	581	5 939	24 971	58	23	15	11	8	1	—	—	—	—
42162	Electric appliance, TV, radio set whsle . . . . .	124	812	3 731	14	5	4	3	2	—	—	—	—	—
421620	Electric appliance, TV, radio set whsle . . . . .	124	812	3 731	14	5	4	3	2	—	—	—	—	—
42169	Other electronic parts & equipment whsle . . . . .	801	7 899	34 439	52	24	10	6	6	5	1	—	—	—
421690	Other electronic parts & equipment whsle . . . . .	801	7 899	34 439	52	24	10	6	6	5	1	—	—	—

Note: Employment-size classes are indicated as follows: A—0 to 19; B—20 to 99; C—100 to 249; E—250 to 499; F—500 to 2,499; G—1,000 to 2,499; H—2,500 to 4,999; I—5,000 to 9,999; J—10,000 to 24,999; K—25,000 to 49,999; L—50,000 to 99,999; M—100,000 or more.

**Table 6. Counties—Employees, Payroll, and Establishments by Industry: 1999—Con.**

[Excludes most government employees, railroad employees, and self-employed persons. Size class 1 to 4 includes establishments with payroll, but no employees, during mid-March pay period. (D) denotes figures withheld to avoid disclosing data for individual companies; the data are included in broader industry totals. Detailed industries with 100 or more employees are shown if industry was not a (D). For explanation of terms, abbreviations, and data reliability/comparability, see introductory text]

NAICS code	Industry	Number of employees for week including March 12	Payroll (\$1,000)		Total number of establishments	Number of establishments by employment-size class									
			First quarter	Annual		1 to 4	5 to 9	10 to 19	20 to 49	50 to 99	100 to 249	250 to 499	500 to 999	1,000 or more	
<b>JEFFERSON—Con.</b>															
<b>Wholesale trade—Con.</b>															
421	Wholesale trade, durable goods—Con.														
4217	Hardware, plumb & heating equip & sup whsle . . .	1 314	11 020	48 700	101	44	20	17	14	5	1				
42171	Hardware whsle . . . . .	345	2 817	11 902	29	12	6	6	3	2					
421710	Hardware whsle . . . . .	345	2 817	11 902	29	12	6	6	3	2					
42172	Plumbing & heating equipment & supplies whsle . . . . .	215	1 489	7 021	19	12	2	2	2		1				
421720	Plumbing & heating equipment & supplies whsle . . . . .	215	1 489	7 021	19	12	2	2	2		1				
42173	Warm air heating & AC equip & supplies whsle . . . . .	593	5 494	23 098	44	17	11	7	7	2					
421730	Warm air heating & AC equip & supplies whsle . . . . .	593	5 494	23 098	44	17	11	7	7	2					
42174	Refrigeration equipment & supplies whsle . . . . .	161	1 220	6 679	9	3	1	2	2	1					
421740	Refrigeration equipment & supplies whsle . . . . .	161	1 220	6 679	9	3	1	2	2	1					
4218	Machinery, equipment & supplies whsle . . . . .	3 863	39 836	166 870	292	118	70	59	32	9	3	1			
42181	Const & mining (exc petroleum) equip whsle . . . . .	680	9 901	35 967	24	7	7	3	4	2					
421810	Const & mining (exc petroleum) equip whsle . . . . .	680	9 901	35 967	24	7	7	3	4	2					
42182	Farm & garden machinery & equipment whsle . . . . .	141	932	5 108	13	4	3	4	2						
421820	Farm & garden machinery & equipment whsle . . . . .	141	932	5 108	13	4	3	4	2						
42183	Industrial machinery & equipment whsle . . . . .	1 874	19 127	79 491	161	76	36	32	9	6	2				
421830	Industrial machinery & equipment whsle . . . . .	1 874	19 127	79 491	161	76	36	32	9	6	2				
42184	Industrial supplies whsle . . . . .	835	7 413	32 606	57	17	14	12	13						
421840	Industrial supplies whsle . . . . .	835	7 413	32 606	57	17	14	12	13						
42185	Service establishment equip & supplies whsle . . . . .	249	1 581	7 371	30	11	10	6	2	1					
421850	Service establishment equip & supplies whsle . . . . .	249	1 581	7 371	30	11	10	6	2	1					
4219	Miscellaneous durable goods whsle . . . . .	1 156	7 457	34 326	83	46	17	12	5	1	1	1			
42191	Sporting & recreational goods & supply whsle . . . . .	126	880	3 804	21	12	6	2	1						
421910	Sporting & recreational goods & supply whsle . . . . .	126	880	3 804	21	12	6	2	1						
42193	Recyclable material whsle . . . . .	499	3 620	16 162	29	13	5	6	3	1	1				
421930	Recyclable material whsle . . . . .	499	3 620	16 162	29	13	5	6	3	1	1				
42199	Other miscellaneous durable goods whsle . . . . .	399	2 177	11 132	17	14	2					1			
421990	Other miscellaneous durable goods whsle . . . . .	399	2 177	11 132	17	14	2					1			
422	Wholesale trade, nondurable goods . . . . .	10 735	94 150	392 235	445	199	82	68	66	14	11	3	1	1	
4221	Paper & paper product whsle . . . . .	665	5 884	25 183	53	28	7	6	10	2					
42211	Printing & writing paper whsle . . . . .	121	1 338	5 332	6	2	1		3						
422110	Printing & writing paper whsle . . . . .	121	1 338	5 332	6	2	1		3						
42212	Stationery & office supplies whsle . . . . .	280	2 192	9 917	31	19	5	3	3	1					
422120	Stationery & office supplies whsle . . . . .	280	2 192	9 917	31	19	5	3	3	1					
42213	Industrial & personal service paper whsle . . . . .	264	2 354	9 934	16	7	1	3	4	1					
422130	Industrial & personal service paper whsle . . . . .	264	2 354	9 934	16	7	1	3	4	1					
4222	Drugs & druggists' sundries whsle . . . . .	526	3 954	16 908	23	12	2	4	3		2				
42221	Drugs & druggists' sundries whsle . . . . .	526	3 954	16 908	23	12	2	4	3		2				
422210	Drugs & druggists' sundries whsle . . . . .	526	3 954	16 908	23	12	2	4	3		2				
4223	Apparel, piece goods & notions whsle . . . . .	198	1 313	4 958	29	18	5	2	4						
42232	Men's & boys' clothing & furnishings whsle . . . . .	103	366	1 740	9	4	2	1	2						
422320	Men's & boys' clothing & furnishings whsle . . . . .	103	366	1 740	9	4	2	1	2						
4224	Grocery & related product whsle . . . . .	3 470	28 125	120 843	125	44	26	22	22	3	4	3	1		
42241	General line grocery whsle . . . . .	993	8 537	35 916	16	5	4	1	2	1	2		1		
422410	General line grocery whsle . . . . .	993	8 537	35 916	16	5	4	1	2	1	2		1		
42242	Packaged frozen food whsle . . . . .	450	3 460	14 069	19	3	4	6	4	1	1				
422420	Packaged frozen food whsle . . . . .	450	3 460	14 069	19	3	4	6	4	1	1				
42243	Dairy product (exc dried or canned) whsle . . . . .	117	888	3 966	12	5	3	1	3						
422430	Dairy product (exc dried or canned) whsle . . . . .	117	888	3 966	12	5	3	1	3						
42244	Poultry & poultry product whsle . . . . .	109	659	3 288	5			4	1						
422440	Poultry & poultry product whsle . . . . .	109	659	3 288	5			4	1						
42245	Confectionery whsle . . . . .	366	2 055	8 855	9	4	2	1	1			1			
422450	Confectionery whsle . . . . .	366	2 055	8 855	9	4	2	1	1			1			
42248	Fresh fruit & vegetable whsle . . . . .	328	2 409	12 015	23	9	6	4	3		1				
422480	Fresh fruit & vegetable whsle . . . . .	328	2 409	12 015	23	9	6	4	3		1				
42249	Other grocery & related products whsle . . . . .	950	9 160	38 755	31	16	5	4	3	1		2			
422490	Other grocery & related products whsle . . . . .	950	9 160	38 755	31	16	5	4	3	1		2			
4225	Farm product raw material whsle . . . . .	225	1 654	7 057	13	7	1	1	2	2					
42252	Livestock whsle . . . . .	111	613	2 114	3	1			1	1					
422520	Livestock whsle . . . . .	111	613	2 114	3	1			1	1					
4226	Chemical & allied products whsle . . . . .	663	6 850	29 605	73	36	17	12	6	1	1				
42261	Plastics materials & basic forms, shapes whsle . . . . .	120	1 261	6 146	17	9	4	2	2						
422610	Plastics materials & basic forms, shapes whsle . . . . .	120	1 261	6 146	17	9	4	2	2						
42269	Other chemical & allied products whsle . . . . .	543	5 589	23 459	56	27	13	10	4	1	1				
422690	Other chemical & allied products whsle . . . . .	543	5 589	23 459	56	27	13	10	4	1	1				
4227	Petroleum & petroleum products whsle . . . . .	304	3 270	12 836	22	6	6	6	3		1				
42271	Petroleum bulk stations & terminals . . . . .	241	2 648	10 116	15	3	5	4	2		1				
422710	Petroleum bulk stations & terminals . . . . .	241	2 648	10 116	15	3	5	4	2		1				
4228	Beer, wine, distilled alcoholic beverage whsle . . . . .	709	7 418	32 440	13	1		5	2	3					
42281	Beer & ale whsle . . . . .	286	2 550	11 433	3					1	2				
422810	Beer & ale whsle . . . . .	286	2 550	11 433	3					1	2				
42282	Wine & distilled alcoholic beverage whsle . . . . .	423	4 868	21 007	10	1		5	2	1	1				
422820	Wine & distilled alcoholic beverage whsle . . . . .	423	4 868	21 007	10	1		5	2	1	1				
4229	Miscellaneous nondurable goods whsle . . . . .	3 975	35 682	142 405	94	47	18	10	14	4				1	
42291	Farm supplies whsle . . . . .	171	1 335	7 263	22	12	6	1	2	1					
422910	Farm supplies whsle . . . . .	171	1 335	7 263	22	12	6	1	2	1					
42293	Flower, nursery stock, florists' supplies whsle . . . . .	(C)	(D)	(D)	9	2	2	2	3						

Note: Employment-size classes are indicated as follows: A—0 to 19; B—20 to 99; C—100 to 249; E—250 to 499; F—500 to 999; G—1,000 to 2,499; H—2,500 to 4,999; I—5,000 to 9,999; J—10,000 to 24,999; K—25,000 to 49,999; L—50,000 to 99,999; M—100,000 or more.

**Table 6. Counties—Employees, Payroll, and Establishments by Industry: 1999—Con.**

[Excludes most government employees, railroad employees, and self-employed persons. Size class 1 to 4 includes establishments with payroll, but no employees, during mid-March pay period. (D) denotes figures withheld to avoid disclosing data for individual companies; the data are included in broader industry totals. Detailed industries with 100 or more employees are shown if industry was not a (D). For explanation of terms, abbreviations, and data reliability/comparability, see introductory text]

NAICS code	Industry	Number of employees for week including March 12	Payroll (\$1,000)		Total number of establishments	Number of establishments by employment-size class										
			First quarter	Annual		1 to 4	5 to 9	10 to 19	20 to 49	50 to 99	100 to 249	250 to 499	500 to 999	1,000 or more		
<b>42</b>	<b>JEFFERSON—Con.</b>															
	<b>Wholesale trade—Con.</b>															
422	Wholesale trade, nondurable goods—Con.															
4229	Miscellaneous nondurable goods whsle—Con.				8											
42294	Tobacco & tobacco product whsle		(D)	(D)	1				1							1
42295	Paint, varnish & supplies whsle	241	2 181	9 271	13	4	3	3	2	1						
422950	Paint, varnish & supplies whsle	241	2 181	9 271	13	4	3	3	2	1						
42299	Other miscellaneous nondurable goods whsle	199	1 105	5 067	31	20	4	3	4							
422990	Other miscellaneous nondurable goods whsle	199	1 105	5 067	31	20	4	3	4							
<b>44-45</b>	<b>Retail trade</b>	<b>47 150</b>	<b>202 189</b>	<b>874 229</b>	<b>2 889</b>	<b>1 111</b>	<b>813</b>	<b>517</b>	<b>248</b>	<b>106</b>	<b>77</b>	<b>14</b>	<b>3</b>			
441	Motor vehicle & parts dealers	6 118	43 616	194 083	311	112	71	54	38	22	12	2				
4411	Automobile dealers	4 186	33 188	146 882	131	53	18	11	17	18	12	2				
44111	New car dealers	3 652	29 178	130 397	55	7	3	3	12	16	12	2				
441110	New car dealers	3 652	29 178	130 397	55	7	3	3	12	16	12	2				
44112	Used car dealers	534	4 010	16 485	76	46	15	8	5	2						
441120	Used car dealers	534	4 010	16 485	76	46	15	8	5	2						
4412	Other motor vehicle dealers	171	871	4 623	28	15	9	2	2							
44122	Motorcycle & boat & other MV dealers	124	563	3 343	23	12	8	2	1							
4413	Automotive parts, accessories & tire stores	1 761	9 557	42 578	152	44	44	41	19	4						
44131	Automotive parts, accessories & tire stores	1 368	7 302	31 877	106	32	28	26	16	4						
441310	Automotive parts, accessories & tire stores	1 368	7 302	31 877	106	32	28	26	16	4						
44132	Tire dealers	393	2 255	10 701	46	12	16	15	3							
441320	Tire dealers	393	2 255	10 701	46	12	16	15	3							
442	Furniture & home furnishing stores	1 872	9 585	41 719	172	76	47	29	14	4	1	1				
4421	Furniture stores	897	5 585	23 386	73	27	15	18	9	4						
44211	Furniture stores	897	5 585	23 386	73	27	15	18	9	4						
442110	Furniture stores	897	5 585	23 386	73	27	15	18	9	4						
4422	Home furnishings stores	975	4 000	18 333	99	49	32	11	5		1	1				
44221	Floor covering stores	261	1 675	7 687	47	25	17	4	1							
442210	Floor covering stores	261	1 675	7 687	47	25	17	4	1							
44229	Other home furnishings stores	714	2 325	10 646	52	24	15	7	4		1	1				
443	Electronics & appliance stores	1 158	7 166	30 093	118	60	35	12	5	5	1					
4431	Electronics & appliance stores	1 158	7 166	30 093	118	60	35	12	5	5	1					
44311	Appliance, TV & all other electronics stores	759	4 996	19 693	65	35	17	4	4	1						
443111	Household appliance stores	204	1 514	5 498	23	16	3	1	2	1						
443112	Radio, television & other electronics stores	555	3 482	14 195	42	19	14	3	2	3	1					
44312	Computer & software stores	339	1 891	8 595	44	21	15	6	1	1						
443120	Computer & software stores	339	1 891	8 595	44	21	15	6	1	1						
444	Bldg material & garden equip & supp dealers	4 038	25 070	108 058	234	86	57	41	28	13	9					
4441	Building material & supplies dealers	3 557	22 651	96 579	199	73	50	32	24	11	9					
44411	Home centers	1 205	5 167	24 046	17	4	1		1	4	7					
444110	Home centers	1 205	5 167	24 046	17	4	1		1	4	7					
44412	Paint & wallpaper stores	182	1 217	5 096	42	26	13	3								
444120	Paint & wallpaper stores	182	1 217	5 096	42	26	13	3								
44413	Hardware stores	523	2 314	9 300	36	8	15	7	3	2	1					
444130	Hardware stores	523	2 314	9 300	36	8	15	7	3	2	1					
44419	Other building material dealers	1 647	13 953	58 137	104	35	21	22	20	5	1					
444190	Other building material dealers	1 647	13 953	58 137	104	35	21	22	20	5	1					
4442	Lawn & garden equip & supplies stores	481	2 419	11 479	35	13	7	9	4	2						
44421	Outdoor power equipment stores	160	1 275	5 417	10	4	3	1	1							
444210	Outdoor power equipment stores	160	1 275	5 417	10	4	3	1	1							
44422	Nursery & garden centers	321	1 144	6 062	25	9	4	8	3	1						
444220	Nursery & garden centers	321	1 144	6 062	25	9	4	8	3	1						
445	Food & beverage stores	8 876	29 688	126 118	379	181	69	49	32	20	26	2				
4451	Grocery stores	7 731	25 793	109 279	197	72	27	33	17	20	26	2				
44511	Grocery (except convenience) stores	7 364	24 693	104 357	137	46	8	19	16	20	26	2				
445110	Grocery (except convenience) stores	7 364	24 693	104 357	137	46	8	19	16	20	26	2				
44512	Convenience stores	367	1 100	4 922	60	26	19	14	1							
445120	Convenience stores	367	1 100	4 922	60	26	19	14	1							
4452	Specialty food stores	562	1 887	8 802	66	33	14	9	10							
44521	Meat markets		(D)	(D)	10	1	4	2	3							
44523	Fruit & vegetable markets	131	339	2 010	13	9			4							
445230	Fruit & vegetable markets	131	339	2 010	13	9			4							
44529	Other specialty food stores	283	1 258	5 373	42	22	10	7	3							
445291	Baked goods stores	224	1 152	4 893	24	10	5	6	3							
4453	Beer, wine & liquor stores	583	2 008	8 037	116	76	28	7	5							
44531	Beer, wine & liquor stores	583	2 008	8 037	116	76	28	7	5							
445310	Beer, wine & liquor stores	583	2 008	8 037	116	76	28	7	5							
446	Health & personal care stores	3 303	13 669	59 595	235	83	40	61	37	14						
4461	Health & personal care stores	3 303	13 669	59 595	235	83	40	61	37	14						
44611	Pharmacies & drug stores	2 330	9 724	41 892	114	17	16	42	27	12						
446110	Pharmacies & drug stores	2 330	9 724	41 892	114	17	16	42	27	12						
44612	Cosmetics, beauty supplies & perfume stores	192	355	1 722	28	13	7	6	2							
446120	Cosmetics, beauty supplies & perfume stores	192	355	1 722	28	13	7	6	2							
44613	Optical goods stores	404	2 024	8 374	43	20	7	11	5							
446130	Optical goods stores	404	2 024	8 374	43	20	7	11	5							
44619	Other health & personal care stores	377	1 566	7 607	50	33	10	2	3	2						
446191	Food (health) supplement stores	219	636	2 769	21	11	6	1	2	1						
446199	All other health & personal care stores	158	930	4 838	29	22	4	1	1							

Note: Employment-size classes are indicated as follows: A—0 to 19; B—20 to 99; C—100 to 249; E—250 to 499; F—500 to 999; G—1,000 to 2,499; H—2,500 to 4,999; I—5,000 to 9,999; J—10,000 to 24,999; K—25,000 to 49,999; L—50,000 to 99,999; M—100,000 or more.

**Table 6. Counties—Employees, Payroll, and Establishments by Industry: 1999—Con.**

[Excludes most government employees, railroad employees, and self-employed persons. Size class 1 to 4 includes establishments with payroll, but no employees, during mid-March pay period. (D) denotes figures withheld to avoid disclosing data for individual companies; the data are included in broader industry totals. Detailed industries with 100 or more employees are shown if industry was not a (D). For explanation of terms, abbreviations, and data reliability/comparability, see introductory text]

NAICS code	Industry	Number of employees for week including March 12	Payroll (\$1,000)		Total number of establishments	Number of establishments by employment-size class									
			First quarter	Annual		1 to 4	5 to 9	10 to 19	20 to 49	50 to 99	100 to 249	250 to 499	500 to 999	1,000 or more	
<b>JEFFERSON—Con.</b>															
<b>44-45 Retail trade—Con.</b>															
447	Gasoline stations	2 584	8 552	35 617	309	66	144	89	10	-	-	-	-	-	
4471	Gasoline stations	2 584	8 552	35 617	309	66	144	89	10	-	-	-	-	-	
44711	Gasoline stations with convenience stores	2 053	6 599	27 226	229	31	115	77	6	-	-	-	-	-	
447110	Gasoline stations with convenience stores	2 053	6 599	27 226	229	31	115	77	6	-	-	-	-	-	
44719	Other gasoline stations	531	1 953	8 391	80	35	29	12	4	-	-	-	-	-	
447190	Other gasoline stations	531	1 953	8 391	80	35	29	12	4	-	-	-	-	-	
448	Clothing & clothing accessories stores	3 721	12 205	51 082	401	159	134	69	32	6	1	-	-	-	
4481	Clothing stores	2 498	7 301	31 033	205	68	61	46	23	6	1	-	-	-	
44811	Men's clothing stores	201	759	3 004	35	17	10	8	-	-	-	-	-	-	
448110	Men's clothing stores	201	759	3 004	35	17	10	8	-	-	-	-	-	-	
44812	Women's clothing stores	736	1 965	7 916	70	13	31	18	8	-	-	-	-	-	
448120	Women's clothing stores	736	1 965	7 916	70	13	31	18	8	-	-	-	-	-	
44813	Children's & infants' clothing stores	183	413	1 624	14	5	2	1	6	-	-	-	-	-	
448130	Children's & infants' clothing stores	183	413	1 624	14	5	2	1	6	-	-	-	-	-	
44814	Family clothing stores	1 110	3 263	13 962	38	9	3	12	7	6	1	-	-	-	
448140	Family clothing stores	1 110	3 263	13 962	38	9	3	12	7	6	1	-	-	-	
44819	Other clothing stores	210	745	3 777	36	19	9	6	2	-	-	-	-	-	
448190	Other clothing stores	210	745	3 777	36	19	9	6	2	-	-	-	-	-	
4482	Shoe stores	614	1 751	7 611	95	47	35	7	6	-	-	-	-	-	
44821	Shoe stores	614	1 751	7 611	95	47	35	7	6	-	-	-	-	-	
448210	Shoe stores	614	1 751	7 611	95	47	35	7	6	-	-	-	-	-	
4483	Jewelry, luggage & leather goods stores	609	3 153	12 438	101	44	38	16	3	-	-	-	-	-	
44831	Jewelry stores	(F)	(D)	(D)	95	42	36	14	3	-	-	-	-	-	
451	Sporting goods, hobby, book & music stores	1 938	5 783	24 233	210	81	67	37	20	5	-	-	-	-	
4511	Sporting goods, hobby, musical instrument stores	1 152	3 727	15 597	144	64	41	26	11	2	-	-	-	-	
45111	Sporting goods stores	355	1 170	4 855	71	43	18	7	3	-	-	-	-	-	
451110	Sporting goods stores	355	1 170	4 855	71	43	18	7	3	-	-	-	-	-	
45112	Hobby, toy & game stores	447	1 238	5 331	38	9	14	9	5	1	-	-	-	-	
451120	Hobby, toy & game stores	447	1 238	5 331	38	9	14	9	5	1	-	-	-	-	
45113	Sewing, needlework & piece goods stores	159	501	2 116	12	3	4	3	1	1	-	-	-	-	
451130	Sewing, needlework & piece goods stores	159	501	2 116	12	3	4	3	1	1	-	-	-	-	
45114	Musical instrument & supplies stores	191	818	3 295	23	9	5	7	2	-	-	-	-	-	
451140	Musical instrument & supplies stores	191	818	3 295	23	9	5	7	2	-	-	-	-	-	
452	Book, periodical & music stores	786	2 056	8 636	66	17	26	11	9	3	-	-	-	-	
4521	Book stores & news dealers	591	1 509	6 449	43	10	17	6	7	3	-	-	-	-	
45211	Book stores	565	1 425	6 090	40	10	15	5	7	3	-	-	-	-	
45212	Prerecorded tape, CD & record stores	195	547	2 187	23	7	9	5	2	-	-	-	-	-	
452120	Prerecorded tape, CD & record stores	195	547	2 187	23	7	9	5	2	-	-	-	-	-	
452	General merchandise stores	9 457	31 561	138 120	89	9	23	7	8	7	23	9	3	-	
4521	Department stores	5 980	20 698	89 415	32	-	-	-	-	5	19	8	-	-	
45211	Department stores	5 980	20 698	89 415	32	-	-	-	-	5	19	8	-	-	
452110	Department stores	5 980	20 698	89 415	32	-	-	-	-	5	19	8	-	-	
4529	Other general merchandise stores	3 477	10 863	48 705	57	9	23	7	8	2	4	1	3	-	
45291	Warehouse clubs & superstores	2 724	8 784	40 183	8	1	-	-	-	3	1	3	-	-	
452910	Warehouse clubs & superstores	2 724	8 784	40 183	8	1	-	-	-	3	1	3	-	-	
45299	All other general merchandise stores	753	2 079	8 522	49	8	23	7	8	2	1	-	-	-	
452990	All other general merchandise stores	753	2 079	8 522	49	8	23	7	8	2	1	-	-	-	
453	Miscellaneous store retailers	2 704	8 505	37 923	326	143	104	55	17	5	2	-	-	-	
4531	Florists	413	1 369	6 016	52	21	22	8	-	-	1	-	-	-	
45311	Florists	413	1 369	6 016	52	21	22	8	-	-	1	-	-	-	
453110	Florists	413	1 369	6 016	52	21	22	8	-	-	1	-	-	-	
4532	Office supplies, stationery & gift stores	991	2 833	11 904	103	36	40	16	9	1	1	-	-	-	
45321	Office supplies & stationery stores	292	1 450	5 833	20	5	7	2	5	1	-	-	-	-	
453210	Office supplies & stationery stores	292	1 450	5 833	20	5	7	2	5	1	-	-	-	-	
45322	Gift, novelty & souvenir stores	699	1 383	6 071	83	31	33	14	4	-	1	-	-	-	
453220	Gift, novelty & souvenir stores	699	1 383	6 071	83	31	33	14	4	-	1	-	-	-	
4533	Used merchandise stores	594	1 509	6 504	64	31	14	12	4	3	-	-	-	-	
45331	Used merchandise stores	594	1 509	6 504	64	31	14	12	4	3	-	-	-	-	
453310	Used merchandise stores	594	1 509	6 504	64	31	14	12	4	3	-	-	-	-	
4539	Other miscellaneous store retailers	706	2 794	13 499	107	55	28	19	4	1	-	-	-	-	
45391	Pet & pet supplies stores	204	630	2 939	26	9	7	8	2	-	-	-	-	-	
453910	Pet & pet supplies stores	204	630	2 939	26	9	7	8	2	-	-	-	-	-	
45399	All other miscellaneous store retailers	329	1 195	5 613	61	37	14	8	2	-	-	-	-	-	
453998	All other misc store retailers (exc tobacco)	263	1 003	4 613	47	29	9	8	1	-	-	-	-	-	
454	Nonstore retailers	1 381	6 789	27 588	105	55	22	14	7	5	2	-	-	-	
4541	Electronic shopping & mail-order houses	259	1 995	6 356	21	12	2	2	3	2	-	-	-	-	
45411	Electronic shopping & mail-order houses	259	1 995	6 356	21	12	2	2	3	2	-	-	-	-	
454110	Electronic shopping & mail-order houses	259	1 995	6 356	21	12	2	2	3	2	-	-	-	-	
4542	Vending machine operators	573	2 768	12 920	34	19	6	3	2	3	1	-	-	-	
45421	Vending machine operators	573	2 768	12 920	34	19	6	3	2	3	1	-	-	-	
454210	Vending machine operators	573	2 768	12 920	34	19	6	3	2	3	1	-	-	-	
4543	Direct selling establishments	549	2 026	8 312	50	24	14	9	2	-	1	-	-	-	
45439	Other direct selling establishments	492	1 786	7 413	44	22	13	6	2	-	1	-	-	-	
454390	Other direct selling establishments	492	1 786	7 413	44	22	13	6	2	-	1	-	-	-	
<b>48-49</b>	<b>Transportation &amp; warehousing</b>	<b>24 487</b>	<b>250 593</b>	<b>1 015 821</b>	<b>422</b>	<b>169</b>	<b>74</b>	<b>55</b>	<b>73</b>	<b>21</b>	<b>23</b>	<b>3</b>	<b>2</b>	<b>2</b>	
481	Air transportation	(I)	(D)	(D)	24	10	3	3	4	2	1	-	-	1	
4811	Scheduled air transportation	(I)	(D)	(D)	16	4	2	3	3	2	1	-	-	1	
48111	Scheduled air transportation	(I)	(D)	(D)	16	4	2	3	3	2	1	-	-	1	

Note: Employment-size classes are indicated as follows: A—0 to 19; B—20 to 99; C—100 to 249; E—250 to 499; F—500 to 2,499; G—1,000 to 2,499; H—2,500 to 4,999; I—5,000 to 9,999; J—10,000 to 24,999; K—25,000 to 49,999; L—50,000 to 99,999; M—100,000 or more.

**Table 6. Counties—Employees, Payroll, and Establishments by Industry: 1999—Con.**

[Excludes most government employees, railroad employees, and self-employed persons. Size class 1 to 4 includes establishments with payroll, but no employees, during mid-March pay period. (D) denotes figures withheld to avoid disclosing data for individual companies; the data are included in broader industry totals. Detailed industries with 100 or more employees are shown if industry was not a (D). For explanation of terms, abbreviations, and data reliability/comparability, see introductory text]

NAICS code	Industry	Number of employees for week including March 12	Payroll (\$1,000)		Total number of establishments	Number of establishments by employment-size class									
			First quarter	Annual		1 to 4	5 to 9	10 to 19	20 to 49	50 to 99	100 to 249	250 to 499	500 to 999	1,000 or more	
<b>JEFFERSON—Con.</b>															
<b>48-49 Transportation &amp; warehousing—Con.</b>															
484	Truck transportation	5 279	43 599	190 717	222	101	32	29	36	13	10	-	1	-	
4841	General freight trucking	3 622	29 896	128 324	113	52	12	10	22	9	7	-	1	-	
48411	General freight trucking, local	429	2 465	11 916	32	17	5	2	6	2	-	-	-	-	
484110	General freight trucking, local	429	2 465	11 916	32	17	5	2	6	2	-	-	-	-	
48412	General freight trucking, long-distance	3 193	27 431	116 408	81	35	7	8	16	7	7	-	1	-	
484121	General freight trucking, long-distance, TL	1 025	8 591	38 334	59	32	7	5	10	4	1	-	-	-	
484122	General freight trucking, long-distance, LTL	2 168	18 840	78 074	22	3	-	3	6	3	6	-	1	-	
4842	Specialized freight trucking	1 657	13 703	62 393	109	49	20	19	14	4	3	-	-	-	
48421	Used household & office goods moving	471	3 059	13 294	31	11	3	11	4	2	-	-	-	-	
484210	Used household & office goods moving	471	3 059	13 294	31	11	3	11	4	2	-	-	-	-	
48422	Specialized freight (exc used) trucking, local	368	2 125	9 863	52	28	13	6	5	-	-	-	-	-	
484220	Specialized freight (exc used) trucking, local	368	2 125	9 863	52	28	13	6	5	-	-	-	-	-	
48423	Specialized freight (exc used) trucking, LDist	818	8 519	39 236	26	10	4	2	5	2	3	-	-	-	
484230	Specialized freight (exc used) trucking, LDist	818	8 519	39 236	26	10	4	2	5	2	3	-	-	-	
485	Transit & ground passenger transportation	(F)	(D)	(D)	27	6	11	3	2	2	3	-	-	-	
4852	Interurban & rural bus transportation	(C)	(D)	(D)	2	-	-	-	-	1	1	-	-	-	
48521	Interurban & rural bus transportation	(C)	(D)	(D)	2	-	-	-	-	1	1	-	-	-	
4853	Taxi & limousine service	(E)	(D)	(D)	8	1	2	2	2	-	1	-	-	-	
48531	Taxi service	(C)	(D)	(D)	3	-	1	1	-	-	1	-	-	-	
4854	School & employee bus transportation	(C)	(D)	(D)	7	1	4	1	-	-	1	-	-	-	
48541	School & employee bus transportation	(C)	(D)	(D)	7	1	4	1	-	-	1	-	-	-	
488	Transportation support activities	1 717	11 919	56 739	66	26	14	10	12	-	3	-	1	-	
4881	Air transportation support activities	132	736	3 098	9	3	1	2	3	-	-	-	-	-	
4882	Rail transportation support activities	486	4 187	19 060	5	-	-	1	1	-	3	-	-	-	
48821	Rail transportation support activities	486	4 187	19 060	5	-	-	1	1	-	3	-	-	-	
488210	Rail transportation support activities	486	4 187	19 060	5	-	-	1	1	-	3	-	-	-	
4885	Freight transportation arrangement	932	6 110	30 049	32	11	11	4	5	-	-	-	1	-	
48851	Freight transportation arrangement	932	6 110	30 049	32	11	11	4	5	-	-	-	1	-	
488510	Freight transportation arrangement	932	6 110	30 049	32	11	11	4	5	-	-	-	1	-	
492	Couriers & messengers	(I)	(D)	(D)	38	15	6	2	7	2	4	1	-	1	
4921	Couriers	(I)	(D)	(D)	17	6	1	1	3	2	2	1	-	1	
49211	Couriers	(I)	(D)	(D)	17	6	1	1	3	2	2	1	-	1	
4922	Local messengers & local delivery	596	2 404	9 166	21	9	5	1	4	-	2	-	-	-	
49221	Local messengers & local delivery	596	2 404	9 166	21	9	5	1	4	-	2	-	-	-	
492210	Local messengers & local delivery	596	2 404	9 166	21	9	5	1	4	-	2	-	-	-	
493	Warehousing & storage	(G)	(D)	(D)	36	8	7	6	9	2	2	2	-	-	
4931	Warehousing & storage	(G)	(D)	(D)	36	8	7	6	9	2	2	2	-	-	
49311	General warehousing & storage	(F)	(D)	(D)	24	5	4	6	7	1	-	1	-	-	
49312	Refrigerated warehousing & storage	(E)	(D)	(D)	4	-	1	-	1	-	2	-	-	-	
49319	Other warehousing & storage	(E)	(D)	(D)	8	3	2	-	1	1	-	1	-	-	
<b>51</b>	<b>Information</b>	<b>8 032</b>	<b>76 041</b>	<b>311 120</b>	<b>316</b>	<b>160</b>	<b>43</b>	<b>44</b>	<b>34</b>	<b>15</b>	<b>14</b>	<b>5</b>	<b>1</b>	<b>-</b>	
511	Publishing industries	1 661	14 896	63 974	66	33	9	15	6	2	-	-	1	-	
5111	Newspaper, periodical, book, database publishers	1 553	13 964	60 066	52	26	6	12	5	2	-	-	1	-	
51111	Newspaper publishers	1 115	10 615	44 001	14	3	4	4	2	-	-	-	1	-	
511110	Newspaper publishers	1 115	10 615	44 001	14	3	4	4	2	-	-	-	1	-	
51112	Periodical publishers	228	1 551	8 166	19	14	-	2	2	1	-	-	-	-	
511120	Periodical publishers	228	1 551	8 166	19	14	-	2	2	1	-	-	-	-	
51113	Book publishers	106	861	3 811	7	3	1	2	-	1	-	-	-	-	
511130	Book publishers	106	861	3 811	7	3	1	2	-	1	-	-	-	-	
5112	Software publishers	108	932	3 908	14	7	3	3	1	-	-	-	-	-	
51121	Software publishers	108	932	3 908	14	7	3	3	1	-	-	-	-	-	
511210	Software publishers	108	932	3 908	14	7	3	3	1	-	-	-	-	-	
512	Motion picture & sound recording industries	427	1 588	7 320	40	25	6	3	3	3	-	-	-	-	
5121	Motion picture & video industries	397	1 435	6 748	30	18	3	3	3	3	-	-	-	-	
51213	Motion picture & video exhibition	309	766	3 490	9	2	1	1	2	3	-	-	-	-	
513	Broadcasting & telecommunications	4 978	51 468	206 986	157	77	19	19	19	6	12	5	-	-	
5131	Radio & television broadcasting	991	11 772	40 143	21	8	1	3	3	-	6	-	-	-	
51311	Radio broadcasting	384	3 190	14 653	14	6	1	2	3	-	2	-	-	-	
513112	Radio stations	384	3 190	14 653	14	6	1	2	3	-	2	-	-	-	
51312	Television broadcasting	607	8 582	25 490	7	2	-	1	-	-	4	-	-	-	
513120	Television broadcasting	607	8 582	25 490	7	2	-	1	-	-	4	-	-	-	
5132	Cable networks & program distribution	532	4 289	20 280	14	5	4	1	2	1	-	1	-	-	
51322	Cable & other program distribution	(F)	(D)	(D)	13	5	3	1	2	1	-	1	-	-	
5133	Telecommunications	3 455	35 407	146 563	122	64	14	15	14	5	6	4	-	-	
51331	Wired telecommunications carriers	1 987	23 006	93 088	60	31	4	8	9	2	4	2	-	-	
513310	Wired telecommunications carriers	1 987	23 006	93 088	60	31	4	8	9	2	4	2	-	-	
51332	Wireless telecom carriers (exc satellite)	834	6 542	27 967	42	21	7	5	5	2	1	1	-	-	
513321	Paging	659	5 174	21 909	30	12	7	3	5	2	-	1	-	-	
513322	Cellular & other wireless telecommunications	175	1 368	6 058	12	9	-	2	-	-	1	-	-	-	
51333	Telecommunications resellers	612	5 716	24 470	13	7	2	1	-	1	1	1	-	-	
513330	Telecommunications resellers	612	5 716	24 470	13	7	2	1	-	1	1	1	-	-	
514	Information & data processing services	966	8 089	32 840	53	25	9	7	6	4	2	-	-	-	
5141	Information services	172	1 457	8 840	19	11	3	2	2	1	-	-	-	-	
51419	Other information services	(C)	(D)	(D)	15	9	3	2	-	1	-	-	-	-	
5142	Data processing services	794	6 632	24 000	34	14	6	5	4	3	2	-	-	-	
51421	Data processing services	794	6 632	24 000	34	14	6	5	4	3	2	-	-	-	
514210	Data processing services	794	6 632	24 000	34	14	6	5	4	3	2	-	-	-	

Note: Employment-size classes are indicated as follows: A—0 to 19; B—20 to 99; C—100 to 249; E—250 to 499; F—500 to 999; G—1,000 to 2,499; H—2,500 to 4,999; I—5,000 to 9,999; J—10,000 to 24,999; K—25,000 to 49,999; L—50,000 to 99,999; M—100,000 or more.

**Table 6. Counties—Employees, Payroll, and Establishments by Industry: 1999—Con.**

[Excludes most government employees, railroad employees, and self-employed persons. Size class 1 to 4 includes establishments with payroll, but no employees, during mid-March pay period. (D) denotes figures withheld to avoid disclosing data for individual companies; the data are included in broader industry totals. Detailed industries with 100 or more employees are shown if industry was not a (D). For explanation of terms, abbreviations, and data reliability/comparability, see introductory text]

NAICS code	Industry	Number of employees for week including March 12	Payroll (\$1,000)		Total number of establishments	Number of establishments by employment-size class								
			First quarter	Annual		1 to 4	5 to 9	10 to 19	20 to 49	50 to 99	100 to 249	250 to 499	500 to 999	1,000 or more
<b>JEFFERSON—Con.</b>														
<b>52</b>	<b>Finance &amp; insurance</b>	<b>27 260</b>	<b>307 825</b>	<b>1 085 437</b>	<b>1 409</b>	<b>727</b>	<b>348</b>	<b>157</b>	<b>106</b>	<b>32</b>	<b>16</b>	<b>16</b>	<b>4</b>	<b>3</b>
521	Monetary authorities - central bank	(C)	(D)	(D)	1	-	-	-	-	-	1	-	-	-
5211	Monetary authorities - central bank	(C)	(D)	(D)	1	-	-	-	-	-	1	-	-	-
52111	Monetary authorities - central bank	(C)	(D)	(D)	1	-	-	-	-	-	1	-	-	-
522	Credit intermediation & related activities	13 161	132 018	468 288	574	190	215	98	42	10	8	7	2	2
5221	Depository credit intermediation	7 103	81 501	279 681	324	72	143	72	24	3	4	4	1	1
52211	Commercial banking	6 604	78 529	267 245	268	41	129	67	20	1	4	4	1	1
522110	Commercial banking	6 604	78 529	267 245	268	41	129	67	20	1	4	4	1	1
52213	Credit unions	(E)	(D)	(D)	54	29	14	5	4	2	-	-	-	-
5222	Nondepository credit intermediation	3 666	27 547	112 712	186	80	56	22	14	7	4	2	1	-
52221	Credit card issuing	(F)	(D)	(D)	11	2	-	4	-	2	1	2	-	-
52222	Sales financing	(E)	(D)	(D)	27	13	8	1	5	-	-	-	-	-
52229	Other nondepository credit intermediation	2 474	20 508	80 696	148	65	48	17	9	5	3	-	1	-
522291	Consumer lending	263	1 830	8 392	41	25	15	-	-	1	-	-	-	-
522292	Real estate credit	2 012	17 026	65 923	78	30	22	9	9	5	2	-	1	-
5223	Activities related to credit intermediation	2 392	22 970	75 895	64	38	16	4	4	-	-	1	-	1
52231	Mortgage & nonmortgage brokers	(E)	(D)	(D)	36	17	12	3	4	-	-	-	-	-
52232	Financial clearinghouse & reserve activities	(G)	(D)	(D)	6	4	-	-	-	-	-	1	-	1
523	Security, commodity contracts & like activity	(G)	(D)	(D)	168	123	19	8	12	4	1	1	-	-
5231	Scrtcy & comdty contracts intermed & brokerage	884	17 856	69 074	93	64	10	6	9	3	1	-	-	-
52312	Securities brokerage	847	17 410	67 292	84	58	8	5	9	3	1	-	-	-
523120	Securities brokerage	847	17 410	67 292	84	58	8	5	9	3	1	-	-	-
5239	Other financial investment activities	(F)	(D)	(D)	75	59	9	2	3	1	-	1	-	-
52392	Portfolio management	632	12 113	53 624	36	29	3	-	2	1	-	1	-	-
523920	Portfolio management	632	12 113	53 624	36	29	3	-	2	1	-	1	-	-
524	Insurance carriers & related activities	12 238	142 826	481 503	662	412	113	51	52	17	6	8	2	1
5241	Insurance carriers	6 815	89 534	267 535	209	99	37	23	29	11	5	3	1	1
52411	Direct life, health, medical insurance carriers	5 569	76 413	217 675	104	38	21	8	20	9	4	2	1	1
524113	Direct life insurance carriers	2 060	38 967	95 007	54	17	10	6	15	3	1	1	-	-
524114	Direct health & medical insurance carriers	3 509	37 446	122 668	50	21	11	2	5	6	3	1	-	1
52412	Other direct insurance carriers	(G)	(D)	(D)	104	61	16	14	9	2	1	1	-	-
524126	Direct property & casualty insurance carriers	1 159	12 234	47 284	94	57	13	12	8	2	1	1	-	-
5242	Agencies & other insurance related activities	5 423	53 292	213 968	453	313	76	28	23	6	1	5	1	-
52421	Insurance agencies & brokerages	3 057	33 427	129 459	381	279	61	21	13	3	1	3	-	-
524210	Insurance agencies & brokerages	3 057	33 427	129 459	381	279	61	21	13	3	1	3	-	-
52429	Other insurance related activities	2 366	19 865	84 509	72	34	15	7	10	3	-	2	1	-
524291	Claims adjusting	683	6 031	26 554	23	10	6	2	4	-	-	1	-	-
524292	Insurance & pension funds, third party admin	1 516	12 734	53 052	34	16	6	4	4	2	-	1	1	-
524298	All other insurance related activities	167	1 100	4 903	15	8	3	1	2	1	-	-	-	-
<b>53</b>	<b>Real estate &amp; rental &amp; leasing</b>	<b>6 382</b>	<b>35 533</b>	<b>155 461</b>	<b>836</b>	<b>505</b>	<b>158</b>	<b>107</b>	<b>51</b>	<b>10</b>	<b>4</b>	<b>1</b>	-	-
531	Real estate	3 600	19 201	83 951	615	422	108	53	26	3	2	1	-	-
5311	Lessors of real estate	1 759	7 491	32 686	300	196	50	35	17	2	-	-	-	-
53111	Lessors of residential buildings & dwellings	1 105	4 034	17 965	92	31	25	9	2	-	-	-	-	-
531110	Lessors of residential buildings & dwellings	1 105	4 034	17 965	159	92	31	25	9	2	-	-	-	-
531112	Lessors of nonres bldg (exc minwarehouses)	532	3 039	12 675	97	66	15	9	7	-	-	-	-	-
5311120	Lessors of nonres bldg (exc minwarehouses)	532	3 039	12 675	97	66	15	9	7	-	-	-	-	-
5312	Offices of real estate agents & brokers	519	3 585	16 224	164	124	30	7	3	-	-	-	-	-
53121	Offices of real estate agents & brokers	519	3 585	16 224	164	124	30	7	3	-	-	-	-	-
531210	Offices of real estate agents & brokers	519	3 585	16 224	164	124	30	7	3	-	-	-	-	-
5313	Activities related to real estate	1 322	8 125	35 041	151	102	28	11	6	1	2	1	-	-
53131	Real estate property managers	1 177	7 236	31 161	94	57	18	9	6	1	2	1	-	-
531311	Residential property managers	666	2 985	12 922	65	42	11	5	5	-	2	-	-	-
531312	Nonresidential property managers	511	4 251	18 239	29	15	7	4	1	1	-	1	-	-
532	Rental & leasing services	2 765	16 233	70 658	214	77	49	54	25	7	2	-	-	-
5321	Automotive equipment rental & leasing	960	6 272	27 058	42	14	10	7	5	4	2	-	-	-
53211	Passenger car rental & leasing	676	3 979	17 517	22	4	4	5	4	1	-	-	-	-
53212	Truck, utility trailer & RV rental & leasing	284	2 293	9 541	20	10	6	2	1	-	1	-	-	-
532120	Truck, utility trailer & RV rental & leasing	284	2 293	9 541	20	10	6	2	1	-	1	-	-	-
5322	Consumer goods rental	1 189	4 662	19 978	98	35	13	33	14	3	-	-	-	-
53222	Formal wear & costume rental	137	558	2 782	13	10	1	1	-	1	-	-	-	-
532220	Formal wear & costume rental	137	558	2 782	13	10	1	1	-	1	-	-	-	-
53223	Video tape & disc rental	693	1 665	6 698	57	12	8	26	11	-	-	-	-	-
532230	Video tape & disc rental	693	1 665	6 698	57	12	8	26	11	-	-	-	-	-
53229	Other consumer goods rental	337	2 321	9 943	23	9	4	5	3	2	-	-	-	-
532291	Home health equipment rental	198	1 515	6 441	10	3	3	1	1	2	-	-	-	-
5323	General rental centers	114	665	2 993	21	6	13	1	1	-	-	-	-	-
53231	General rental centers	114	665	2 993	21	6	13	1	1	-	-	-	-	-
532310	General rental centers	114	665	2 993	21	6	13	1	1	-	-	-	-	-
5324	Commercial, industrial equip rental & leasing	502	4 634	20 629	53	22	13	13	5	-	-	-	-	-
53241	Const, trans, mining equip rental & leasing	(E)	(D)	(D)	26	10	5	9	2	-	-	-	-	-
532412	Const, mining, forestry equip rental & leasing	244	2 554	12 555	22	8	4	8	2	-	-	-	-	-
53249	Oth commercial, industrial equip rental, lease	226	1 838	7 039	25	10	8	4	3	-	-	-	-	-
532490	Oth commercial, industrial equip rental, lease	226	1 838	7 039	25	10	8	4	3	-	-	-	-	-

Note: Employment-size classes are indicated as follows: A—0 to 19; B—20 to 99; C—100 to 249; E—250 to 499; F—500 to 999; G—1,000 to 2,499; H—2,500 to 4,999; I—5,000 to 9,999; J—10,000 to 24,999; K—25,000 to 49,999; L—50,000 to 99,999; M—100,000 or more.

**Table 6. Counties—Employees, Payroll, and Establishments by Industry: 1999—Con.**

[Excludes most government employees, railroad employees, and self-employed persons. Size class 1 to 4 includes establishments with payroll, but no employees, during mid-March pay period. (D) denotes figures withheld to avoid disclosing data for individual companies; the data are included in broader industry totals. Detailed industries with 100 or more employees are shown if industry was not a (D). For explanation of terms, abbreviations, and data reliability/comparability, see introductory text]

NAICS code	Industry	Number of employees for week including March 12	Payroll (\$1,000)		Total number of establishments	Number of establishments by employment-size class									
			First quarter	Annual		1 to 4	5 to 9	10 to 19	20 to 49	50 to 99	100 to 249	250 to 499	500 to 999	1,000 or more	
<b>JEFFERSON—Con.</b>															
<b>54</b>	<b>Professional, scientific &amp; technical services</b>	<b>18 470</b>	<b>151 582</b>	<b>674 162</b>	<b>2 025</b>	<b>1 329</b>	<b>302</b>	<b>218</b>	<b>106</b>	<b>37</b>	<b>29</b>	<b>4</b>			
541	Professional, scientific & technical services	18 470	151 582	674 162	2 025	1 329	302	218	106	37	29	4			
5411	Legal services	3 432	27 262	130 345	523	376	76	44	14	9	4				
54111	Offices of lawyers	3 304	26 273	126 134	491	354	69	41	14	9	4				
541110	Offices of lawyers	3 304	26 273	126 134	491	354	69	41	14	9	4				
54119	Other legal services	128	989	4 211	32	22	7	3							
541191	Title abstract & settlement offices	106	863	3 687	26	18	5	3							
5412	Accounting, tax prep, bookkeep, payroll services	3 373	24 315	102 185	283	177	47	28	18	5	7	1			
54121	Accounting, tax prep, bookkeep, payroll services	3 373	24 315	102 185	283	177	47	28	18	5	7	1			
541211	Offices of certified public accountants	1 416	12 848	56 237	143	80	30	17	11	4	1				
541213	Tax preparation services	591	1 530	3 794	41	25	7	5	2		2				
541214	Payroll services	1 062	8 251	35 148	14	4		1	3	1	4	1			
541219	Other accounting services	304	1 686	7 006	85	68	10	5	2						
5413	Architectural, engineering & related services	3 038	27 567	131 246	293	165	44	41	33	5	5				
54131	Architectural services	497	4 277	23 531	57	33	11	5	7		1				
541310	Architectural services	497	4 277	23 531	57	33	11	5	7		1				
54133	Engineering services	2 159	21 173	96 929	162	83	21	26	23	5	4				
541330	Engineering services	2 159	21 173	96 929	162	83	21	26	23	5	4				
54137	Surveying, mapping (exc geophysical) services	168	843	4 141	21	10	6	3	2						
541370	Surveying, mapping (exc geophysical) services	168	843	4 141	21	10	6	3	2						
54138	Testing laboratories	101	721	3 438	19	12	4	2	1						
541380	Testing laboratories	101	721	3 438	19	12	4	2	1						
5414	Specialized design services	486	4 042	18 134	91	64	16	8	2		1				
54141	Interior design services	120	745	3 190	32	22	7	3							
541410	Interior design services	120	745	3 190	32	22	7	3							
54143	Graphic design services	362	3 275	14 810	55	38	9	5	2		1				
541430	Graphic design services	362	3 275	14 810	55	38	9	5	2		1				
5415	Computer systems design & related services	2 187	24 477	103 992	216	143	23	25	11	9	5				
54151	Computer systems design & related services	2 187	24 477	103 992	216	143	23	25	11	9	5				
541511	Custom computer programming services	840	9 656	40 956	74	52	3	9	3	5	2				
541512	Computer systems design services	1 064	12 410	52 006	97	54	15	16	7	3	2				
5416	Management, sci & tech consulting services	1 801	19 105	75 248	267	207	29	21	5	3	2				
54161	Management consulting services	1 568	16 814	65 632	203	153	25	17	4	2					
541611	Admin & gen management consulting services	313	4 679	17 235	85	71	4	8	1	1					
541612	Human res & exec search consulting services	659	8 596	31 083	46	33	6	3	2	1		1			
541613	Marketing consulting services	201	1 629	7 077	47	31	12	3	1						
54169	Oth scientific & technical consulting services	144	1 618	6 405	40	36	2		1	1					
541690	Oth scientific & technical consulting services	144	1 618	6 405	40	36	2		1	1					
5417	Scientific R&D services	136	1 258	5 118	17	8	4	2	3						
54171	R&D in physical, engineering & life sciences	(C)	(D)	(D)	12	6	2	1	3						
5418	Advertising & related services	2 666	18 275	83 555	160	92	27	18	13	3	6	1			
54181	Advertising agencies	1 014	9 960	42 092	63	31	10	11	6	3	2				
541810	Advertising agencies	1 014	9 960	42 092	63	31	10	11	6	3	2				
54185	Display advertising	294	572	3 239	7	5			1		1				
541850	Display advertising	294	572	3 239	7	5			1		1				
54186	Direct mail advertising	937	4 628	23 964	12	4	1	3							
541860	Direct mail advertising	937	4 628	23 964	12	4	1	3							
54189	Other services related to advertising	260	1 677	7 909	46	31	9	2	4						
541890	Other services related to advertising	260	1 677	7 909	46	31	9	2	4						
5419	Oth professional, scientific, technical services	1 351	5 281	24 339	175	97	36	31	7	3	1				
54191	Marketing research & public opinion polling	466	1 646	6 505	18	5	2	4	4	2	1				
541910	Marketing research & public opinion polling	466	1 646	6 505	18	5	2	4	4	2	1				
54192	Photographic services	167	579	2 738	52	39	8	5							
541921	Photography studios, portrait	141	448	2 193	41	30	6	5							
54194	Veterinary services	668	2 758	13 023	71	23	22	22	3	1					
541940	Veterinary services	668	2 758	13 023	71	23	22	22	3	1					
<b>55</b>	<b>Management of companies &amp; enterprises</b>	<b>16 759</b>	<b>288 220</b>	<b>1 073 890</b>	<b>218</b>	<b>77</b>	<b>18</b>	<b>38</b>	<b>33</b>	<b>17</b>	<b>20</b>	<b>7</b>	<b>5</b>	<b>3</b>	
551	Management of companies & enterprises	16 759	288 220	1 073 890	218	77	18	38	33	17	20	7	5	3	
5511	Management of companies & enterprises	16 759	288 220	1 073 890	218	77	18	38	33	17	20	7	5	3	
55111	Management of companies & enterprises	16 759	288 220	1 073 890	218	77	18	38	33	17	20	7	5	3	
551114	Corp. subsidiary & regional managing offices	15 251	229 850	927 271	175	52	15	33	30	14	17	7	4	3	
<b>56</b>	<b>Admin, support, waste mgt, remediation services</b>	<b>29 696</b>	<b>112 261</b>	<b>490 180</b>	<b>1 126</b>	<b>568</b>	<b>183</b>	<b>131</b>	<b>109</b>	<b>57</b>	<b>62</b>	<b>11</b>	<b>4</b>	<b>1</b>	
561	Administrative & support services	28 775	104 776	457 906	1 086	554	175	125	101	55	60	11	4	1	
5611	Office administrative services	1 184	9 675	37 958	77	39	13	9	10	3	3				
56111	Office administrative services	1 184	9 675	37 958	77	39	13	9	10	3	3				
561110	Office administrative services	1 184	9 675	37 958	77	39	13	9	10	3	3				
5612	Facilities support services	213	1 253	3 823	6	1		2	1	2					
56121	Facilities support services	213	1 253	3 823	6	1		2	1	2					
561210	Facilities support services	213	1 253	3 823	6	1		2	1	2					
5613	Employment services	14 795	46 391	206 924	170	45	16	13	26	20	41	6	2	1	
56131	Employment placement agencies	568	2 891	13 025	31	17	4	4	2	3					
561310	Employment placement agencies	568	2 891	13 025	31	17	4	4	2	3					
56132	Temporary help services	13 352	40 576	179 123	123	22	11	7	23	15	37	5	2	1	
561320	Temporary help services	13 352	40 576	179 123	123	22	11	7	23	15	37	5	2	1	
56133	Employee leasing services	875	2 924	14 776	16	6	1	2	1	2	4				
561330	Employee leasing services	875	2 924	14 776	16	6	1	2	1	2	4				

Note: Employment-size classes are indicated as follows: A—0 to 19; B—20 to 99; C—100 to 249; E—250 to 499; F—500 to 999; G—1,000 to 2,499; H—2,500 to 4,999; I—5,000 to 9,999; J—10,000 to 24,999; K—25,000 to 49,999; L—50,000 to 99,999; M—100,000 or more.

**Table 6. Counties—Employees, Payroll, and Establishments by Industry: 1999—Con.**

[Excludes most government employees, railroad employees, and self-employed persons. Size class 1 to 4 includes establishments with payroll, but no employees, during mid-March pay period. (D) denotes figures withheld to avoid disclosing data for individual companies; the data are included in broader industry totals. Detailed industries with 100 or more employees are shown if industry was not a (D). For explanation of terms, abbreviations, and data reliability/comparability, see introductory text]

NAICS code	Industry	Number of employees for week including March 12	Payroll (\$1,000)		Total number of establishments	Number of establishments by employment-size class								
			First quarter	Annual		1 to 4	5 to 9	10 to 19	20 to 49	50 to 99	100 to 249	250 to 499	500 to 999	1,000 or more
<b>JEFFERSON—Con.</b>														
<b>56</b>	<b>Admin, support, waste mgmt, remediation services—Con.</b>													
561	Administrative & support services—Con.													
5614	Business support services	1 403	8 150	34 666	107	52	23	13	13	4	2	—	—	—
56141	Document preparation services	140	659	2 855	12	8	1	1	1	1	—	—	—	—
561410	Document preparation services	140	659	2 855	12	8	1	1	1	1	—	—	—	—
56142	Telephone call centers	268	615	2 180	14	6	4	1	2	—	1	—	—	—
56143	Business service centers	255	1 258	5 683	24	10	6	2	6	—	—	—	—	—
561439	Oth business service centers (incl copy shops)	204	1 070	4 261	14	3	4	2	5	—	—	—	—	—
56144	Collection agencies	461	4 070	17 043	32	12	8	6	3	3	—	—	—	—
561440	Collection agencies	461	4 070	17 043	32	12	8	6	3	3	—	—	—	—
56149	Other business support services	225	1 156	5 268	19	13	4	1	—	1	—	—	—	—
5615	Travel arrangement & reservation services	708	4 209	17 833	67	34	16	11	3	2	1	—	—	—
56151	Travel agencies	399	2 286	9 549	54	29	16	8	—	—	1	—	—	—
561510	Travel agencies	399	2 286	9 549	54	29	16	8	—	—	1	—	—	—
56159	Oth travel arrangement & reservation services	(C)	(D)	(D)	9	3	—	3	1	2	—	—	—	—
5616	Investigation & security services	2 343	8 683	36 178	73	29	9	13	7	6	8	1	—	—
56161	Investigation, guard & armored car services	1 692	5 383	22 662	44	15	5	8	5	4	6	1	—	—
561612	Security guards & patrol services	1 429	4 132	17 396	24	6	—	5	3	4	5	1	—	—
56162	Security systems services	651	3 300	13 516	29	14	4	5	2	2	2	—	—	—
561621	Security systems services (except locksmiths)	623	3 149	12 788	22	9	4	3	2	2	2	—	—	—
5617	Services to buildings & dwellings	6 755	19 055	88 542	488	305	77	51	33	13	4	3	2	—
56171	Exterminating & pest control services	308	1 481	7 070	33	16	7	6	3	1	—	—	—	—
561710	Exterminating & pest control services	308	1 481	7 070	33	16	7	6	3	1	—	—	—	—
56172	Janitorial services	5 289	13 006	56 217	232	127	39	27	22	9	3	3	2	—
561720	Janitorial services	5 289	13 006	56 217	232	127	39	27	22	9	3	3	2	—
56173	Landscaping services	895	3 336	18 741	186	141	25	13	4	2	1	—	—	—
561730	Landscaping services	895	3 336	18 741	186	141	25	13	4	2	1	—	—	—
56174	Carpet & upholstery cleaning services	222	993	5 208	23	11	5	3	3	1	—	—	—	—
561740	Carpet & upholstery cleaning services	222	993	5 208	23	11	5	3	3	1	—	—	—	—
5619	Other support services	1 374	7 360	31 982	98	49	21	13	8	5	1	1	—	—
56191	Packaging & labeling services	136	666	2 285	7	1	1	3	1	1	—	—	—	—
561910	Packaging & labeling services	136	666	2 285	7	1	1	3	1	1	—	—	—	—
56192	Convention & trade show organizers	200	1 666	6 234	21	10	7	2	1	1	—	—	—	—
561920	Convention & trade show organizers	200	1 666	6 234	21	10	7	2	1	1	—	—	—	—
56199	All other support services	1 038	5 028	23 463	70	38	13	8	6	3	1	1	—	—
561990	All other support services	1 038	5 028	23 463	70	38	13	8	6	3	1	1	—	—
562	Waste management & remediation services	921	7 485	32 274	40	14	8	6	8	2	2	—	—	—
5621	Waste collection	644	5 435	23 548	18	4	5	3	2	2	2	—	—	—
56211	Waste collection	644	5 435	23 548	18	4	5	3	2	2	2	—	—	—
5629	Remediation & oth waste management services	207	1 432	6 231	16	7	2	2	5	—	—	—	—	—
56291	Remediation services	106	629	2 968	8	4	—	1	3	—	—	—	—	—
562910	Remediation services	106	629	2 968	8	4	—	1	3	—	—	—	—	—
<b>61</b>	<b>Educational services</b>	<b>7 763</b>	<b>32 596</b>	<b>137 071</b>	<b>224</b>	<b>82</b>	<b>37</b>	<b>22</b>	<b>40</b>	<b>26</b>	<b>14</b>	<b>—</b>	<b>3</b>	<b>—</b>
611	Educational services	7 763	32 596	137 071	224	82	37	22	40	26	14	—	3	—
6111	Elementary & secondary schools	4 151	16 976	70 433	79	8	9	7	20	24	11	—	—	—
61111	Elementary & secondary schools	4 151	16 976	70 433	79	8	9	7	20	24	11	—	—	—
611110	Elementary & secondary schools	4 151	16 976	70 433	79	8	9	7	20	24	11	—	—	—
6112	Junior colleges	226	1 014	4 366	4	—	—	—	3	—	1	—	—	—
61121	Junior colleges	226	1 014	4 366	4	—	—	—	3	—	1	—	—	—
611210	Junior colleges	226	1 014	4 366	4	—	—	—	3	—	1	—	—	—
6113	Colleges, universities & professional schools	2 414	10 165	42 314	10	1	—	1	2	1	2	—	3	—
61131	Colleges, universities & professional schools	2 414	10 165	42 314	10	1	—	1	2	1	2	—	3	—
611310	Colleges, universities & professional schools	2 414	10 165	42 314	10	1	—	1	2	1	2	—	3	—
6114	Business schools & computer & mgt training	153	1 027	4 653	15	6	4	1	4	—	—	—	—	—
61142	Computer training	102	828	3 603	5	1	—	1	3	—	—	—	—	—
611420	Computer training	102	828	3 603	5	1	—	1	3	—	—	—	—	—
6115	Technical & trade schools	301	1 469	6 309	27	9	10	3	4	1	—	—	—	—
61151	Technical & trade schools	301	1 469	6 309	27	9	10	3	4	1	—	—	—	—
611519	Other technical & trade schools	144	889	3 691	9	4	2	—	2	1	—	—	—	—
6116	Other schools & instruction	418	1 412	6 503	71	44	13	9	5	—	—	—	—	—
61162	Sports & recreation instruction	123	222	1 173	23	15	3	3	2	—	—	—	—	—
611620	Sports & recreation instruction	123	222	1 173	23	15	3	3	2	—	—	—	—	—
61169	All other schools & instruction	204	975	4 383	18	6	4	5	3	—	—	—	—	—
611699	All other miscellaneous schools & instruction	108	815	3 620	9	2	2	3	2	—	—	—	—	—
6117	Educational support services	100	533	2 493	18	14	1	1	2	—	—	—	—	—
61171	Educational support services	100	533	2 493	18	14	1	1	2	—	—	—	—	—
611710	Educational support services	100	533	2 493	18	14	1	1	2	—	—	—	—	—
<b>62</b>	<b>Health care and social assistance</b>	<b>50 958</b>	<b>339 763</b>	<b>1 508 738</b>	<b>1 879</b>	<b>822</b>	<b>426</b>	<b>295</b>	<b>188</b>	<b>63</b>	<b>63</b>	<b>12</b>	<b>2</b>	<b>8</b>
621	Ambulatory health care services	17 412	152 797	704 494	1 374	677	334	193	113	30	22	4	1	—
6211	Offices of physicians	7 478	91 102	435 112	624	271	143	112	76	15	6	1	—	—
62111	Offices of physicians	7 478	91 102	435 112	624	271	143	112	76	15	6	1	—	—
621111	Offices of physicians (exc mental health)	7 339	90 068	430 245	584	237	140	111	74	15	6	1	—	—
621112	Offices of physicians, mental health	139	1 034	4 867	40	34	3	1	2	—	—	—	—	—
6212	Offices of dentists	1 834	11 432	52 125	373	200	133	37	3	—	—	—	—	—
62121	Offices of dentists	1 834	11 432	52 125	373	200	133	37	3	—	—	—	—	—
621210	Offices of dentists	1 834	11 432	52 125	373	200	133	37	3	—	—	—	—	—

Note: Employment-size classes are indicated as follows: A—0 to 19; B—20 to 99; C—100 to 249; E—250 to 499; F—500 to 999; G—1,000 to 2,499; H—2,500 to 4,999; I—5,000 to 9,999; J—10,000 to 24,999; K—25,000 to 49,999; L—50,000 to 99,999; M—100,000 or more.



**Table 6. Counties—Employees, Payroll, and Establishments by Industry: 1999—Con.**

[Excludes most government employees, railroad employees, and self-employed persons. Size class 1 to 4 includes establishments with payroll, but no employees, during mid-March pay period. (D) denotes figures withheld to avoid disclosing data for individual companies; the data are included in broader industry totals. Detailed industries with 100 or more employees are shown if industry was not a (D). For explanation of terms, abbreviations, and data reliability/comparability, see introductory text]

NAICS code	Industry	Number of employees for week including March 12	Payroll (\$1,000)		Total number of establishments	Number of establishments by employment-size class									
			First quarter	Annual		1 to 4	5 to 9	10 to 19	20 to 49	50 to 99	100 to 249	250 to 499	500 to 999	1,000 or more	
<b>JEFFERSON—Con.</b>															
<b>62</b>	<b>Health care and social assistance—Con.</b>														
621	Ambulatory health care services—Con.														
6213	Offices of other health practitioners	1 103	7 463	33 956	227	165	36	19	5	1	1	—	—	—	
62131	Offices of chiropractors	233	1 100	4 901	82	67	12	3	—	—	—	—	—	—	
621310	Offices of chiropractors	233	1 100	4 901	82	67	12	3	—	—	—	—	—	—	
62132	Offices of optometrists	161	1 200	7 126	25	11	7	6	1	—	—	—	—	—	
621320	Offices of optometrists	161	1 200	7 126	25	11	7	6	1	—	—	—	—	—	
62133	Offices of other mental health practitioners	177	865	4 787	39	33	3	—	2	1	—	—	—	—	
621330	Offices of other mental health practitioners	177	865	4 787	39	33	3	—	2	1	—	—	—	—	
62134	Offices of PT, OT, speech therapy & audiology	293	2 441	9 992	34	23	5	4	1	—	1	—	—	—	
621340	Offices of PT, OT, speech therapy & audiology	293	2 441	9 992	34	23	5	4	1	—	1	—	—	—	
62139	Offices of all other health practitioners	239	1 857	7 150	47	31	9	6	1	—	—	—	—	—	
621391	Offices of podiatrists	102	871	3 737	20	12	5	3	—	—	—	—	—	—	
621399	Offices of all other misc health practitioners	137	986	3 413	27	19	4	3	1	—	—	—	—	—	
6214	Outpatient care centers	2 310	16 068	68 472	70	18	10	16	13	7	6	—	—	—	
62142	Outpatient mental health, substance abuse ctrs	(F)	(D)	(D)	23	8	2	2	4	4	3	—	—	—	
62149	Other outpatient care centers	1 345	10 337	45 122	45	9	8	14	8	3	3	—	—	—	
621492	Kidney dialysis centers	147	1 252	5 480	9	—	—	7	2	—	—	—	—	—	
621493	Freestanding ambulatory surgery, emergency ctr	265	2 328	11 543	6	2	1	1	—	1	1	—	—	—	
621498	All other outpatient care centers	933	6 757	28 099	30	7	7	6	6	2	2	—	—	—	
6215	Medical & diagnostic laboratories	623	5 936	26 729	26	13	5	4	3	—	—	1	—	—	
62151	Medical & diagnostic laboratories	623	5 936	26 729	26	13	5	4	3	—	—	1	—	—	
621511	Medical laboratories	587	5 473	23 007	17	8	2	3	3	—	—	1	—	—	
6216	Home health care services	3 041	15 611	66 403	34	6	4	2	6	7	7	1	1	—	
62161	Home health care services	3 041	15 611	66 403	34	6	4	2	6	7	7	1	1	—	
621610	Home health care services	3 041	15 611	66 403	34	6	4	2	6	7	7	1	1	—	
6219	Other ambulatory health care services	1 023	5 185	21 697	20	4	3	3	7	—	2	1	—	—	
62191	Ambulance services	588	1 864	8 546	6	2	—	—	2	—	1	1	—	—	
621910	Ambulance services	588	1 864	8 546	6	2	—	—	2	—	1	1	—	—	
62199	All other ambulatory health care services	435	3 321	13 151	14	2	3	3	5	—	1	—	—	—	
621991	Blood & organ banks	360	2 875	11 551	8	1	1	2	3	—	1	—	—	—	
622	Hospitals	19 401	127 175	543 541	17	—	—	2	—	—	2	4	1	8	
6221	General medical & surgical hospitals	17 774	117 051	500 086	11	—	—	1	—	—	—	1	1	8	
62211	General medical & surgical hospitals	17 774	117 051	500 086	11	—	—	1	—	—	—	1	1	8	
622110	General medical & surgical hospitals	17 774	117 051	500 086	11	—	—	1	—	—	—	1	1	8	
6222	Psychiatric & substance abuse hospitals	(G)	(D)	(D)	5	—	—	1	—	—	2	2	—	—	
62221	Psychiatric & substance abuse hospitals	(G)	(D)	(D)	5	—	—	1	—	—	2	2	—	—	
6223	Other specialty hospitals	(E)	(D)	(D)	1	—	—	—	—	—	—	1	—	—	
62231	Other specialty hospitals	(E)	(D)	(D)	1	—	—	—	—	—	—	1	—	—	
623	Nursing & residential care facilities	7 482	37 702	163 864	123	18	21	16	14	23	29	2	—	—	
6231	Nursing care facilities	5 439	27 115	114 426	55	3	3	4	6	14	23	2	—	—	
62311	Nursing care facilities	5 439	27 115	114 426	55	3	3	4	6	14	23	2	—	—	
623110	Nursing care facilities	5 439	27 115	114 426	55	3	3	4	6	14	23	2	—	—	
6232	Residential mental retardation, health facil	416	1 621	7 916	24	7	9	5	—	1	2	—	—	—	
62321	Residential mental retardation facilities	210	533	3 303	6	1	2	—	—	1	1	—	—	—	
623210	Residential mental retardation facilities	210	533	3 303	6	1	2	—	—	1	1	—	—	—	
62322	Residential mental health, subst abuse facil	206	1 088	4 613	18	6	8	3	—	—	1	—	—	—	
623220	Residential mental health, subst abuse facil	206	1 088	4 613	18	6	8	3	—	—	1	—	—	—	
6233	Community care facilities for the elderly	1 066	5 379	29 469	24	3	6	2	5	5	3	—	—	—	
62331	Community care facilities for the elderly	1 066	5 379	29 469	24	3	6	2	5	5	3	—	—	—	
623311	Continuing care retirement communities	721	3 323	16 246	6	—	—	—	—	3	3	—	—	—	
623312	Homes for the elderly	345	2 056	13 223	18	3	6	2	5	2	—	—	—	—	
6239	Other residential care facilities	561	3 587	12 053	20	5	3	5	3	3	1	—	—	—	
62399	Other residential care facilities	561	3 587	12 053	20	5	3	5	3	3	1	—	—	—	
623990	Other residential care facilities	561	3 587	12 053	20	5	3	5	3	3	1	—	—	—	
624	Social assistance	6 663	22 089	96 839	365	127	71	84	61	10	10	2	—	—	
6241	Individual & family services	2 777	11 213	48 813	123	51	27	17	18	3	6	1	—	—	
62411	Child & youth services	254	1 369	5 991	23	10	4	4	5	—	—	—	—	—	
624110	Child & youth services	254	1 369	5 991	23	10	4	4	5	—	—	—	—	—	
62412	Services for elderly & disabled persons	1 372	4 313	19 293	33	9	5	9	5	1	3	1	—	—	
624120	Services for elderly & disabled persons	1 372	4 313	19 293	33	9	5	9	5	1	3	1	—	—	
62419	Other individual & family services	1 151	5 531	23 529	67	32	18	4	8	2	3	—	—	—	
624190	Other individual & family services	1 151	5 531	23 529	67	32	18	4	8	2	3	—	—	—	
6242	Community, emergency & other relief services	358	1 557	6 557	27	10	7	3	6	1	—	—	—	—	
62421	Community food services	156	635	2 846	10	4	1	1	3	1	—	—	—	—	
624210	Community food services	156	635	2 846	10	4	1	1	3	1	—	—	—	—	
62422	Community housing services	(C)	(D)	(D)	15	4	6	2	3	—	—	—	—	—	
624221	Temporary shelters	114	536	2 238	4	—	1	1	2	—	—	—	—	—	
6243	Vocational rehabilitation services	957	2 984	13 549	20	8	2	2	3	1	3	1	—	—	
62431	Vocational rehabilitation services	957	2 984	13 549	20	8	2	2	3	1	3	1	—	—	
624310	Vocational rehabilitation services	957	2 984	13 549	20	8	2	2	3	1	3	1	—	—	
6244	Child day care services	2 571	6 335	27 920	195	58	35	62	34	5	1	—	—	—	
62441	Child day care services	2 571	6 335	27 920	195	58	35	62	34	5	1	—	—	—	
624410	Child day care services	2 571	6 335	27 920	195	58	35	62	34	5	1	—	—	—	

Note: Employment-size classes are indicated as follows: A—0 to 19; B—20 to 99; C—100 to 249; E—250 to 499; F—500 to 999; G—1,000 to 2,499; H—2,500 to 4,999; I—5,000 to 9,999; J—10,000 to 24,999; K—25,000 to 49,999; L—50,000 to 99,999; M—100,000 or more.

**Table 6. Counties—Employees, Payroll, and Establishments by Industry: 1999—Con.**

[Excludes most government employees, railroad employees, and self-employed persons. Size class 1 to 4 includes establishments with payroll, but no employees, during mid-March pay period. (D) denotes figures withheld to avoid disclosing data for individual companies; the data are included in broader industry totals. Detailed industries with 100 or more employees are shown if industry was not a (D). For explanation of terms, abbreviations, and data reliability/comparability, see introductory text]

NAICS code	Industry	Number of employees for week including March 12	Payroll (\$1,000)		Total number of establishments	Number of establishments by employment-size class									
			First quarter	Annual		1 to 4	5 to 9	10 to 19	20 to 49	50 to 99	100 to 249	250 to 499	500 to 999	1,000 or more	
<b>JEFFERSON—Con.</b>															
<b>71</b>	<b>Arts, entertainment &amp; recreation</b>	<b>5 138</b>	<b>18 635</b>	<b>93 454</b>	<b>285</b>	<b>131</b>	<b>49</b>	<b>46</b>	<b>33</b>	<b>17</b>	<b>7</b>	<b>2</b>	—	—	
711	Performing arts, spectator sports & related industries	1 375	6 732	34 902	97	51	21	15	5	1	3	1	—	—	
7111	Performing arts companies	472	2 600	9 614	24	12	6	2	1	1	2	—	—	—	
71111	Theater companies & dinner theaters	245	1 291	4 678	9	4	2	1	1	—	1	—	—	—	
711110	Theater companies & dinner theaters	245	1 291	4 678	9	4	2	1	1	—	1	—	—	—	
71113	Musical groups & artists	143	915	3 507	12	7	3	1	—	—	1	—	—	—	
711130	Musical groups & artists	143	915	3 507	12	7	3	1	—	—	1	—	—	—	
7112	Spectator sports	675	3 469	22 076	46	18	12	12	3	—	—	1	—	—	
71121	Spectator sports	675	3 469	22 076	46	18	12	12	3	—	—	1	—	—	
7113	Promoters of entertainment events	180	455	2 032	7	4	—	1	1	—	1	—	—	—	
71131	Promoters of entertainment events with facility	(C)	(D)	(D)	1	—	—	—	—	—	1	—	—	—	
712	Museums, historical sites & like institutions	307	1 262	5 597	14	6	1	4	—	3	—	—	—	—	
7121	Museums, historical sites & like institutions	307	1 262	5 597	14	6	1	4	—	3	—	—	—	—	
71211	Museums	(E)	(D)	(D)	12	5	1	3	—	3	—	—	—	—	
713	Amusement, gambling & recreation industries	3 456	10 641	52 955	174	74	27	27	28	13	4	1	—	—	
7131	Amusement parks & arcades	506	1 112	8 511	12	5	1	2	3	—	—	1	—	—	
71311	Amusement & theme parks	(E)	(D)	(D)	3	1	—	—	1	—	—	1	—	—	
71312	Amusement arcades	(C)	(D)	(D)	9	4	1	2	2	—	—	—	—	—	
7132	Gambling industries	188	1 354	4 942	7	3	1	1	1	—	1	—	—	—	
71329	Other gambling industries	188	1 354	4 942	7	3	1	1	1	—	1	—	—	—	
713290	Other gambling industries	188	1 354	4 942	7	3	1	1	1	—	1	—	—	—	
7139	Other amusement & recreation industries	2 762	8 175	39 502	155	66	25	24	24	13	3	—	—	—	
71391	Golf courses & country clubs	854	3 473	18 912	32	10	3	6	5	8	—	—	—	—	
713910	Golf courses & country clubs	854	3 473	18 912	32	10	3	6	5	8	—	—	—	—	
71394	Fitness & recreational sports centers	1 094	2 592	11 268	67	30	11	10	11	3	2	—	—	—	
713940	Fitness & recreational sports centers	1 094	2 592	11 268	67	30	11	10	11	3	2	—	—	—	
71395	Bowling centers	420	983	3 960	14	2	—	3	7	2	—	—	—	—	
713950	Bowling centers	420	983	3 960	14	2	—	3	7	2	—	—	—	—	
71399	All other amusement & recreation industries	374	1 069	5 159	37	21	9	5	1	—	1	—	—	—	
713990	All other amusement & recreation industries	374	1 069	5 159	37	21	9	5	1	—	1	—	—	—	
<b>72</b>	<b>Accommodation &amp; food services</b>	<b>33 188</b>	<b>94 017</b>	<b>404 679</b>	<b>1 375</b>	<b>378</b>	<b>186</b>	<b>257</b>	<b>385</b>	<b>132</b>	<b>30</b>	<b>6</b>	<b>1</b>	—	
721	Accommodation	3 520	13 048	59 159	73	15	6	16	16	10	8	2	—	—	
7211	Traveler accommodation	(H)	(D)	(D)	71	14	5	16	16	10	8	2	—	—	
72111	Hotels (exc casino hotels) & motels	3 503	13 002	58 938	69	12	5	16	16	10	8	2	—	—	
721110	Hotels (exc casino hotels) & motels	3 503	13 002	58 938	69	12	5	16	16	10	8	2	—	—	
722	Food services & drinking places	29 668	80 969	345 520	1 302	363	180	241	369	122	22	4	1	—	
7221	Full-service restaurants	13 825	36 219	152 839	422	91	45	64	125	75	21	1	—	—	
72211	Full-service restaurants	13 825	36 219	152 839	422	91	45	64	125	75	21	1	—	—	
722110	Full-service restaurants	13 825	36 219	152 839	422	91	45	64	125	75	21	1	—	—	
7222	Limited-service eating places	13 279	37 607	161 920	654	154	87	148	223	38	1	2	1	—	
72221	Limited-service eating places	13 279	37 607	161 920	654	154	87	148	223	38	1	2	1	—	
722211	Limited-service restaurants	12 078	34 758	148 930	547	101	71	131	205	35	1	2	1	—	
722212	Cafeterias	369	1 132	4 561	13	3	1	1	6	2	—	—	—	—	
722213	Snack & nonalcoholic beverage bars	832	1 717	8 429	94	50	15	16	12	1	—	—	—	—	
7223	Special food services	1 479	4 757	21 041	65	16	19	11	12	6	—	1	—	—	
72231	Food service contractors	845	2 812	11 233	40	8	10	7	10	5	—	—	—	—	
722310	Food service contractors	845	2 812	11 233	40	8	10	7	10	5	—	—	—	—	
72232	Caterers	(C)	(D)	(D)	20	6	8	3	2	1	—	—	—	—	
72233	Mobile food services	(E)	(D)	(D)	5	2	1	1	—	—	1	—	—	—	
7224	Drinking places (alcoholic beverages)	1 085	2 386	9 720	161	102	29	18	9	3	—	—	—	—	
72241	Drinking places (alcoholic beverages)	1 085	2 386	9 720	161	102	29	18	9	3	—	—	—	—	
722410	Drinking places (alcoholic beverages)	1 085	2 386	9 720	161	102	29	18	9	3	—	—	—	—	
<b>81</b>	<b>Other services (except public administration)</b>	<b>20 544</b>	<b>92 276</b>	<b>395 820</b>	<b>2 185</b>	<b>1 212</b>	<b>497</b>	<b>267</b>	<b>144</b>	<b>43</b>	<b>19</b>	<b>2</b>	<b>1</b>	—	
811	Repair & maintenance	5 245	31 899	135 302	696	380	176	86	44	6	4	—	—	—	
8111	Automotive repair & maintenance	3 075	15 787	69 218	458	242	130	58	25	2	1	—	—	—	
81111	Automotive mechanical & electrical R&M	1 284	7 376	30 917	251	147	78	20	5	1	—	—	—	—	
811111	General automotive repair	768	4 466	18 550	169	111	46	8	3	1	—	—	—	—	
811113	Automotive transmission repair	154	834	3 527	28	15	9	4	—	—	—	—	—	—	
811118	Other automotive mechanical & electrical R&M	265	1 709	7 053	38	11	20	6	1	—	—	—	—	—	
81112	Automotive body, paint, interior & glass repair	858	5 587	24 879	128	64	35	20	9	—	—	—	—	—	
811121	Automotive body, paint & interior R&M	680	4 420	19 857	98	49	26	15	8	—	—	—	—	—	
811122	Automotive glass replacement shops	178	1 167	5 022	30	15	9	5	1	—	—	—	—	—	
81119	Other automotive R&M	933	2 824	13 422	79	31	17	18	11	1	1	—	—	—	
811191	Automotive oil change & lubrication shops	288	906	3 935	33	7	11	15	—	—	—	—	—	—	
811192	Car washes	500	1 121	5 086	41	22	4	3	11	1	—	—	—	—	
811198	All other automotive R&M	145	797	4 401	5	2	2	—	—	—	1	—	—	—	
8112	Electronic & precision equipment R&M	842	6 868	25 461	67	39	13	7	5	1	2	—	—	—	
81121	Electronic & precision equipment R&M	842	6 868	25 461	67	39	13	7	5	1	2	—	—	—	
811212	Computer & office machine R&M	479	3 617	12 671	29	17	3	4	4	—	1	—	—	—	
811219	Other electronic & precision equipment R&M	149	1 785	6 679	11	7	2	1	—	—	1	—	—	—	
8113	Commercial equipment (exc auto & elec) R&M	782	6 143	26 912	75	32	13	18	10	2	—	—	—	—	
81131	Commercial equipment (exc auto & elec) R&M	782	6 143	26 912	75	32	13	18	10	2	—	—	—	—	
811310	Commercial equipment (exc auto & elec) R&M	782	6 143	26 912	75	32	13	18	10	2	—	—	—	—	

Note: Employment-size classes are indicated as follows: A—0 to 19; B—20 to 99; C—100 to 249; E—250 to 499; F—500 to 999; G—1,000 to 2,499; H—2,500 to 4,999; I—5,000 to 9,999; J—10,000 to 24,999; K—25,000 to 49,999; L—50,000 to 99,999; M—100,000 or more.

**Table 6. Counties—Employees, Payroll, and Establishments by Industry: 1999—Con.**

[Excludes most government employees, railroad employees, and self-employed persons. Size class 1 to 4 includes establishments with payroll, but no employees, during mid-March pay period. (D) denotes figures withheld to avoid disclosing data for individual companies; the data are included in broader industry totals. Detailed industries with 100 or more employees are shown if industry was not a (D). For explanation of terms, abbreviations, and data reliability/comparability, see introductory text]

NAICS code	Industry	Number of employees for week including March 12	Payroll (\$1,000)		Total number of establishments	Number of establishments by employment-size class								
			First quarter	Annual		1 to 4	5 to 9	10 to 19	20 to 49	50 to 99	100 to 249	250 to 499	500 to 999	1,000 or more
<b>JEFFERSON—Con.</b>														
<b>81</b>	<b>Other services (except public administration)—Con.</b>													
811	Repair & maintenance—Con.													
8114	Personal & household goods R&M .....	546	3 101	13 711	96	67	20	3	4	1	1	—	—	—
81141	Home, garden equipment & appliance R&M .....	327	2 146	9 510	34	18	10	3	1	1	1	—	—	—
811412	Appliance repair & maintenance .....	245	1 720	7 730	17	10	3	1	1	1	1	—	—	—
81149	Other personal & household goods R&M .....	143	677	2 994	31	22	6	—	3	—	—	—	—	—
811490	Other personal & household goods R&M .....	143	677	2 994	31	22	6	—	3	—	—	—	—	—
812	Personal & laundry services .....	4 853	19 107	83 975	611	382	119	70	25	7	8	—	—	—
8121	Personal care services .....	1 523	5 926	25 492	273	176	52	35	8	2	—	—	—	—
81211	Hair, nail & skin care services .....	1 166	4 715	19 927	218	138	43	31	5	1	—	—	—	—
812112	Beauty salons .....	1 107	4 513	19 031	196	119	40	31	5	1	—	—	—	—
81219	Other personal care services .....	357	1 211	5 565	55	38	9	4	3	1	—	—	—	—
812199	Other personal care services .....	267	1 007	4 821	41	30	6	2	2	1	—	—	—	—
8122	Death care services .....	928	3 988	16 544	51	14	18	6	8	3	2	—	—	—
81221	Funeral homes .....	485	2 490	10 496	37	10	14	6	4	3	—	—	—	—
812210	Funeral homes .....	485	2 490	10 496	37	10	14	6	4	3	—	—	—	—
81222	Cemeteries & crematories .....	443	1 498	6 048	14	4	4	—	4	—	2	—	—	—
812220	Cemeteries & crematories .....	443	1 498	6 048	14	4	4	—	4	—	2	—	—	—
8123	Drycleaning & laundry services .....	1 739	6 952	31 122	161	98	33	18	5	2	5	—	—	—
81231	Coin-operated laundries & drycleaners .....	185	515	2 167	49	35	10	4	—	—	—	—	—	—
812310	Coin-operated laundries & drycleaners .....	185	515	2 167	49	35	10	4	—	—	—	—	—	—
81232	Drycleaning & laundry services (exc coin-op) .....	857	2 256	11 313	101	62	20	12	4	1	2	—	—	—
812320	Drycleaning & laundry services (exc coin-op) .....	857	2 256	11 313	101	62	20	12	4	1	2	—	—	—
81233	Linen & uniform supply .....	697	4 181	17 642	11	1	3	2	1	1	3	—	—	—
8129	Other personal services .....	663	2 241	10 817	126	94	16	11	4	—	1	—	—	—
81292	Photofinishing .....	102	353	1 573	14	7	3	3	1	—	—	—	—	—
81293	Parking lots & garages .....	422	1 220	6 032	65	48	8	7	1	—	1	—	—	—
812930	Parking lots & garages .....	422	1 220	6 032	65	48	8	7	1	—	1	—	—	—
813	Religious, grantmaking, civic, prof & like organizations .....	10 446	41 270	176 543	878	450	202	111	75	30	7	2	1	—
8131	Religious organizations .....	6 413	22 701	95 052	487	229	121	61	51	20	3	1	1	—
81311	Religious organizations .....	6 413	22 701	95 052	487	229	121	61	51	20	3	1	1	—
813110	Religious organizations .....	6 413	22 701	95 052	487	229	121	61	51	20	3	1	1	—
8132	Grantmaking & giving services .....	453	3 310	14 061	56	29	12	12	1	2	—	—	—	—
81321	Grantmaking & giving services .....	453	3 310	14 061	56	29	12	12	1	2	—	—	—	—
813212	Voluntary health organizations .....	223	1 398	6 220	21	7	6	6	1	1	—	—	—	—
813219	Other grantmaking & giving services .....	135	1 147	4 851	11	5	3	2	—	1	—	—	—	—
8133	Social advocacy organizations .....	289	1 639	7 072	41	28	7	2	3	1	—	—	—	—
81331	Social advocacy organizations .....	289	1 639	7 072	41	28	7	2	3	1	—	—	—	—
813312	Environment & wildlife organizations .....	147	830	3 601	9	3	3	—	2	1	—	—	—	—
8134	Civic & social organizations .....	1 599	4 183	19 362	87	45	23	6	6	3	3	1	—	—
81341	Civic & social organizations .....	1 599	4 183	19 362	87	45	23	6	6	3	3	1	—	—
813410	Civic & social organizations .....	1 599	4 183	19 362	87	45	23	6	6	3	3	1	—	—
8139	Business, labor, political, like organizations .....	1 692	9 437	40 996	207	119	39	30	14	4	1	—	—	—
81391	Business associations .....	404	3 683	16 652	51	29	10	8	2	2	—	—	—	—
813910	Business associations .....	404	3 683	16 652	51	29	10	8	2	2	—	—	—	—
81392	Professional organizations .....	181	1 533	6 612	24	14	5	2	3	—	—	—	—	—
813920	Professional organizations .....	181	1 533	6 612	24	14	5	2	3	—	—	—	—	—
81393	Labor unions & similar labor organizations .....	883	3 178	13 282	78	33	18	17	8	1	1	—	—	—
813930	Labor unions & similar labor organizations .....	883	3 178	13 282	78	33	18	17	8	1	1	—	—	—
81399	Oth similar organizations (exc business, prof, labor, pol) .....	215	1 018	4 369	48	37	6	3	1	—	—	—	—	—
813990	Oth similar organizations (exc business, prof, labor, pol) .....	215	1 018	4 369	48	37	6	3	1	—	—	—	—	—
<b>95</b>	<b>Auxiliaries (exc corporate, subsidiary &amp; regional mgt) .....</b>	<b>3 412</b>	<b>32 321</b>	<b>138 471</b>	<b>55</b>	<b>13</b>	<b>12</b>	<b>8</b>	<b>11</b>	<b>3</b>	<b>3</b>	<b>3</b>	<b>2</b>	<b>—</b>
<b>99</b>	<b>Unclassified establishments .....</b>	<b>(C)</b>	<b>(D)</b>	<b>(D)</b>	<b>133</b>	<b>123</b>	<b>7</b>	<b>3</b>	<b>—</b>	<b>—</b>	<b>—</b>	<b>—</b>	<b>—</b>	<b>—</b>
<b>JESSAMINE</b>														
	<b>Total .....</b>	<b>11 979</b>	<b>62 305</b>	<b>276 805</b>	<b>870</b>	<b>455</b>	<b>184</b>	<b>116</b>	<b>79</b>	<b>17</b>	<b>13</b>	<b>4</b>	<b>1</b>	<b>1</b>
<b>11</b>	<b>Forestry, fishing, hunting, and agriculture support .....</b>	<b>(A)</b>	<b>(D)</b>	<b>(D)</b>	<b>1</b>	<b>—</b>	<b>1</b>	<b>—</b>	<b>—</b>	<b>—</b>	<b>—</b>	<b>—</b>	<b>—</b>	<b>—</b>
<b>21</b>	<b>Mining .....</b>	<b>(B)</b>	<b>(D)</b>	<b>(D)</b>	<b>3</b>	<b>1</b>	<b>—</b>	<b>—</b>	<b>2</b>	<b>—</b>	<b>—</b>	<b>—</b>	<b>—</b>	<b>—</b>
<b>22</b>	<b>Utilities .....</b>	<b>53</b>	<b>397</b>	<b>1 776</b>	<b>5</b>	<b>2</b>	<b>1</b>	<b>1</b>	<b>1</b>	<b>—</b>	<b>—</b>	<b>—</b>	<b>—</b>	<b>—</b>
<b>23</b>	<b>Construction .....</b>	<b>1 413</b>	<b>8 822</b>	<b>44 480</b>	<b>164</b>	<b>96</b>	<b>31</b>	<b>17</b>	<b>17</b>	<b>2</b>	<b>1</b>	<b>—</b>	<b>—</b>	<b>—</b>
233	Building, developing & general contracting .....	165	841	3 884	33	22	5	5	1	—	—	—	—	—
234	Heavy construction .....	320	3 206	16 268	11	3	3	—	4	—	1	—	—	—
2349	Other heavy construction .....	307	3 121	15 695	8	2	1	—	4	—	1	—	—	—
23499	All other heavy construction .....	(C)	(D)	(D)	4	1	1	—	1	—	1	—	—	—

Note: Employment-size classes are indicated as follows: A—0 to 19; B—20 to 99; C—100 to 249; E—250 to 499; F—500 to 999; G—1,000 to 2,499; H—2,500 to 4,999; I—5,000 to 9,999; J—10,000 to 24,999; K—25,000 to 49,999; L—50,000 to 99,999; M—100,000 or more.

**Table 6. Counties—Employees, Payroll, and Establishments by Industry: 1999—Con.**

[Excludes most government employees, railroad employees, and self-employed persons. Size class 1 to 4 includes establishments with payroll, but no employees, during mid-March pay period. (D) denotes figures withheld to avoid disclosing data for individual companies; the data are included in broader industry totals. Detailed industries with 100 or more employees are shown if industry was not a (D). For explanation of terms, abbreviations, and data reliability/comparability, see introductory text]

NAICS code	Industry	Number of employees for week including March 12	Payroll (\$1,000)		Total number of establishments	Number of establishments by employment-size class																	
			First quarter	Annual		1 to 4	5 to 9	10 to 19	20 to 49	50 to 99	100 to 249	250 to 499	500 to 999	1,000 or more									
<b>JESSAMINE—Con.</b>																							
<b>23</b>	<b>Construction—Con.</b>																						
235	Special trade contractors	928	4 775	24 328	120	71	23	12	12	2	—	—	—	—	—	—	—	—					
2351	Plumbing, heating & AC contractor	155	985	4 191	22	12	4	4	2	—	—	—	—	—	—	—	—	—					
23511	Plumbing, heating & AC contractor	155	985	4 191	22	12	4	4	2	—	—	—	—	—	—	—	—	—					
235110	Plumbing, heating & AC contractor	155	985	4 191	22	12	4	4	2	—	—	—	—	—	—	—	—	—					
2353	Electrical contractors	191	1 029	4 647	19	12	1	1	4	1	—	—	—	—	—	—	—	—					
23531	Electrical contractors	191	1 029	4 647	19	12	1	1	4	1	—	—	—	—	—	—	—	—					
235310	Electrical contractors	191	1 029	4 647	19	12	1	1	4	1	—	—	—	—	—	—	—	—					
2354	Masonry, drywall, insulation, tile contractors	168	875	4 051	16	8	5	1	1	1	—	—	—	—	—	—	—	—					
23541	Masonry & stone contractors	112	567	2 398	8	4	3	—	—	2	—	—	—	—	—	—	—	—					
235410	Masonry & stone contractors	112	567	2 398	8	4	3	—	—	1	—	—	—	—	—	—	—	—					
2359	Other special trade contractors	180	888	5 916	20	9	5	4	2	—	—	—	—	—	—	—	—	—					
<b>31-33</b>	<b>Manufacturing</b>	<b>2 593</b>	<b>17 652</b>	<b>75 752</b>	<b>68</b>	<b>20</b>	<b>12</b>	<b>10</b>	<b>12</b>	<b>6</b>	<b>6</b>	<b>2</b>	—	—	—	—	—	—					
322	Paper mfg	(E)	(D)	(D)	3	—	—	1	—	—	2	—	—	—	—	—	—	—					
3222	Converted paper product mfg	(E)	(D)	(D)	3	—	—	1	—	—	2	—	—	—	—	—	—	—					
32221	Paperboard container mfg	(C)	(D)	(D)	2	—	—	1	—	—	1	—	—	—	—	—	—	—					
32229	Other converted paper product mfg	(C)	(D)	(D)	1	—	—	—	—	—	1	—	—	—	—	—	—	—					
326	Plastics & rubber products mfg	495	3 537	14 094	5	—	1	—	—	2	2	—	—	—	—	—	—	—					
3261	Plastics product mfg	(E)	(D)	(D)	4	—	—	—	—	2	2	—	—	—	—	—	—	—					
32616	Plastics bottle mfg	(C)	(D)	(D)	1	—	—	—	—	—	1	—	—	—	—	—	—	—					
32619	Other plastics product mfg	(E)	(D)	(D)	2	—	—	—	—	1	1	—	—	—	—	—	—	—					
331	Primary metal mfg	(C)	(D)	(D)	2	—	—	—	—	1	1	—	—	—	—	—	—	—					
3312	Steel product mfg from purchased steel	(C)	(D)	(D)	2	—	—	—	—	1	1	—	—	—	—	—	—	—					
33122	Rolling & drawing of purchased steel	(C)	(D)	(D)	1	—	—	—	—	—	1	—	—	—	—	—	—	—					
332	Fabricated metal product mfg	308	2 158	8 926	10	1	3	2	1	2	1	—	—	—	—	—	—	—					
3325	Hardware mfg	(C)	(D)	(D)	1	—	—	—	—	—	1	—	—	—	—	—	—	—					
33251	Hardware mfg	(C)	(D)	(D)	1	—	—	—	—	—	1	—	—	—	—	—	—	—					
333	Machinery mfg	(E)	(D)	(D)	6	2	1	1	1	—	—	1	—	—	—	—	—	—					
3334	HVAC & commercial refrigeration equipment mfg	(E)	(D)	(D)	1	—	—	—	—	—	—	1	—	—	—	—	—	—					
33341	HVAC & commercial refrigeration equipment mfg	(E)	(D)	(D)	1	—	—	—	—	—	—	1	—	—	—	—	—	—					
336	Transportation equipment mfg	(E)	(D)	(D)	1	—	—	—	—	—	—	1	—	—	—	—	—	—					
3363	Motor vehicle parts mfg	(E)	(D)	(D)	1	—	—	—	—	—	—	1	—	—	—	—	—	—					
33636	Motor vehicle seating & interior trim mfg	(E)	(D)	(D)	1	—	—	—	—	—	—	1	—	—	—	—	—	—					
337	Furniture & related product mfg	112	577	2 718	9	1	3	2	3	—	—	—	—	—	—	—	—	—					
<b>42</b>	<b>Wholesale trade</b>	<b>1 026</b>	<b>7 960</b>	<b>32 649</b>	<b>45</b>	<b>21</b>	<b>9</b>	<b>8</b>	<b>5</b>	—	<b>1</b>	—	<b>1</b>	—	<b>1</b>	—	—	—					
421	Wholesale trade, durable goods	220	1 670	7 595	28	13	6	5	4	—	—	—	—	—	—	—	—	—					
422	Wholesale trade, nondurable goods	806	6 290	25 054	17	8	3	3	1	—	1	—	1	—	1	—	—	—					
4229	Miscellaneous nondurable goods whsle	(F)	(D)	(D)	7	3	1	1	—	—	1	—	1	—	1	—	—	—					
42291	Farm supplies whsle	(C)	(D)	(D)	2	—	—	1	—	—	1	—	1	—	—	—	—	—					
42294	Tobacco & tobacco product whsle	(F)	(D)	(D)	1	—	—	—	—	—	—	—	—	—	1	—	—	—					
<b>44-45</b>	<b>Retail trade</b>	<b>2 148</b>	<b>10 090</b>	<b>45 108</b>	<b>147</b>	<b>59</b>	<b>45</b>	<b>24</b>	<b>14</b>	<b>2</b>	<b>2</b>	<b>1</b>	—	—	—	—	—	—					
441	Motor vehicle & parts dealers	551	3 723	16 550	26	9	5	6	4	1	1	—	—	—	—	—	—	—					
4411	Automobile dealers	447	3 201	14 258	11	4	1	—	4	1	1	—	—	—	—	—	—	—					
44111	New car dealers	353	2 748	12 241	4	—	—	—	2	1	1	—	—	—	—	—	—	—					
441110	New car dealers	353	2 748	12 241	4	—	—	—	2	1	1	—	—	—	—	—	—	—					
444	Bldg material & garden equip & supp dealers	179	946	4 445	20	9	5	4	2	—	—	—	—	—	—	—	—	—					
4441	Building material & supplies dealers	148	817	3 781	14	6	3	3	2	—	—	—	—	—	—	—	—	—					
44419	Other building material dealers	129	738	3 429	10	4	1	3	2	—	—	—	—	—	—	—	—	—					
444190	Other building material dealers	129	738	3 429	10	4	1	3	2	—	—	—	—	—	—	—	—	—					
445	Food & beverage stores	354	1 038	6 145	16	5	5	3	2	—	1	—	—	—	—	—	—	—					
4451	Grocery stores	(E)	(D)	(D)	11	3	3	2	2	—	1	—	—	—	—	—	—	—					
44511	Grocery (except convenience) stores	318	935	5 587	9	2	2	2	2	—	1	—	—	—	—	—	—	—					
445110	Grocery (except convenience) stores	318	935	5 587	9	2	2	2	2	—	1	—	—	—	—	—	—	—					
447	Gasoline stations	109	310	1 272	17	5	9	3	—	—	—	—	—	—	—	—	—	—					
4471	Gasoline stations	109	310	1 272	17	5	9	3	—	—	—	—	—	—	—	—	—	—					
44711	Gasoline stations with convenience stores	(C)	(D)	(D)	15	3	9	3	—	—	—	—	—	—	—	—	—	—					
452	General merchandise stores	(E)	(D)	(D)	5	—	3	1	—	—	—	1	—	—	—	—	—	—					
4529	Other general merchandise stores	(E)	(D)	(D)	5	—	3	1	—	—	—	—	—	—	—	—	—	—					
45291	Warehouse clubs & superstores	(E)	(D)	(D)	1	—	—	—	—	—	—	—	1	—	—	—	—	—					
453	Miscellaneous store retailers	129	286	1 405	18	11	3	2	2	—	—	—	—	—	—	—	—	—					
<b>48-49</b>	<b>Transportation &amp; warehousing</b>	<b>85</b>	<b>398</b>	<b>2 403</b>	<b>25</b>	<b>20</b>	<b>1</b>	<b>3</b>	<b>1</b>	—	—	—	—	—	—	—	—	—					
<b>51</b>	<b>Information</b>	<b>252</b>	<b>1 855</b>	<b>7 884</b>	<b>13</b>	<b>8</b>	<b>2</b>	<b>1</b>	<b>1</b>	—	<b>1</b>	—	—	—	—	—	—	—					
514	Information & data processing services	(C)	(D)	(D)	3	1	—	—	1	—	1	—	—	—	—	—	—	—					
5142	Data processing services	(C)	(D)	(D)	3	1	—	—	1	—	1	—	—	—	—	—	—	—					
51421	Data processing services	(C)	(D)	(D)	3	1	—	—	1	—	1	—	—	—	—	—	—	—					
<b>52</b>	<b>Finance &amp; insurance</b>	<b>169</b>	<b>1 209</b>	<b>4 812</b>	<b>27</b>	<b>19</b>	<b>4</b>	<b>2</b>	<b>2</b>	—	—	—	—	—	—	—	—	—					
522	Credit intermediation & related activities	144	1 052	4 186	15	8	3	2	2	—	—	—	—	—	—	—	—	—					
5221	Depository credit intermediation	(C)	(D)	(D)	8	2	3	1	2	—	—	—	—	—	—	—	—	—					
52211	Commercial banking	114	735	2 957	7	1	3	1	2	—	—	—	—	—	—	—	—	—					
522110	Commercial banking	114	735	2 957	7	1	3	1	2	—	—	—	—	—	—	—	—	—					
<b>53</b>	<b>Real estate &amp; rental &amp; leasing</b>	<b>179</b>	<b>560</b>	<b>2 739</b>	<b>35</b>	<b>27</b>	<b>4</b>	<b>3</b>	—	<b>1</b>	—	—	—	—	—	—	—	—					
531	Real estate	130	432	2 129	25	22	1	1	—	1	—	—	—	—	—	—	—	—					

Note: Employment-size classes are indicated as follows: A—0 to 19; B—20 to 99; C—100 to 249; E—250 to 499; F—500 to 999; G—1,000 to 2,499; H—2,500 to 4,999; I—5,000 to 9,999; J—10,000 to 24,999; K—25,000 to 49,999; L—50,000 to 99,999; M—100,000 or more.

**Table 6. Counties—Employees, Payroll, and Establishments by Industry: 1999—Con.**

[Excludes most government employees, railroad employees, and self-employed persons. Size class 1 to 4 includes establishments with payroll, but no employees, during mid-March pay period. (D) denotes figures withheld to avoid disclosing data for individual companies; the data are included in broader industry totals. Detailed industries with 100 or more employees are shown if industry was not a (D). For explanation of terms, abbreviations, and data reliability/comparability, see introductory text]

NAICS code	Industry	Number of employees for week including March 12	Payroll (\$1,000)		Total number of establishments	Number of establishments by employment-size class									
			First quarter	Annual		1 to 4	5 to 9	10 to 19	20 to 49	50 to 99	100 to 249	250 to 499	500 to 999	1,000 or more	
<b>JESSAMINE—Con.</b>															
<b>54</b>	<b>Professional, scientific &amp; technical services</b>	<b>204</b>	<b>1 062</b>	<b>4 810</b>	<b>63</b>	<b>46</b>	<b>12</b>	<b>4</b>	<b>1</b>	—	—	—	—	—	
541	Professional, scientific & technical services	204	1 062	4 810	63	46	12	4	1	—	—	—	—	—	
<b>56</b>	<b>Admin, support, waste mgt, remediation services</b>	<b>361</b>	<b>1 279</b>	<b>6 996</b>	<b>44</b>	<b>24</b>	<b>7</b>	<b>9</b>	<b>2</b>	<b>2</b>	—	—	—	—	
561	Administrative & support services	(E)	(D)	(D)	41	23	7	7	2	2	—	—	—	—	
5617	Services to buildings & dwellings	178	601	3 135	26	16	4	4	1	1	—	—	—	—	
<b>61</b>	<b>Educational services</b>	<b>(G)</b>	<b>(D)</b>	<b>(D)</b>	<b>7</b>	<b>5</b>	—	—	—	—	—	<b>1</b>	—	<b>1</b>	
611	Educational services	(G)	(D)	(D)	7	5	—	—	—	—	—	1	—	1	
6113	Colleges, universities & professional schools	(G)	(D)	(D)	2	—	—	—	—	—	—	1	—	1	
61131	Colleges, universities & professional schools	(G)	(D)	(D)	2	—	—	—	—	—	—	1	—	1	
<b>62</b>	<b>Health care and social assistance</b>	<b>414</b>	<b>1 535</b>	<b>6 776</b>	<b>52</b>	<b>23</b>	<b>13</b>	<b>9</b>	<b>7</b>	—	—	—	—	—	
621	Ambulatory health care services	166	936	3 999	28	14	9	3	2	—	—	—	—	—	
624	Social assistance	(C)	(D)	(D)	22	9	4	4	5	—	—	—	—	—	
6244	Child day care services	168	363	1 647	13	2	3	4	4	—	—	—	—	—	
62441	Child day care services	168	363	1 647	13	2	3	4	4	—	—	—	—	—	
624410	Child day care services	168	363	1 647	13	2	3	4	4	—	—	—	—	—	
<b>71</b>	<b>Arts, entertainment &amp; recreation</b>	<b>197</b>	<b>513</b>	<b>3 026</b>	<b>21</b>	<b>5</b>	<b>8</b>	<b>7</b>	<b>1</b>	—	—	—	—	—	
713	Amusement, gambling & recreation industries	170	397	2 469	17	3	7	6	1	—	—	—	—	—	
7139	Other amusement & recreation industries	170	397	2 469	17	3	7	6	1	—	—	—	—	—	
<b>72</b>	<b>Accommodation &amp; food services</b>	<b>834</b>	<b>1 680</b>	<b>7 496</b>	<b>40</b>	<b>10</b>	<b>5</b>	<b>9</b>	<b>12</b>	<b>3</b>	<b>1</b>	—	—	—	
722	Food services & drinking places	(F)	(D)	(D)	39	10	5	8	12	3	1	—	—	—	
7222	Limited-service eating places	691	1 361	6 114	26	4	3	6	9	3	1	—	—	—	
72221	Limited-service eating places	691	1 361	6 114	26	4	3	6	9	3	1	—	—	—	
722211	Limited-service restaurants	678	1 343	6 028	22	2	1	6	9	3	1	—	—	—	
<b>81</b>	<b>Other services (except public administration)</b>	<b>642</b>	<b>2 344</b>	<b>9 879</b>	<b>101</b>	<b>60</b>	<b>29</b>	<b>9</b>	<b>1</b>	<b>1</b>	<b>1</b>	—	—	—	
811	Repair & maintenance	145	721	3 285	38	26	9	2	1	—	—	—	—	—	
8111	Automotive repair & maintenance	114	542	2 511	27	18	7	1	1	—	—	—	—	—	
812	Personal & laundry services	119	491	1 892	22	14	7	—	—	1	—	—	—	—	
813	Religious, grantmaking, civic, prof & like organizations	378	1 132	4 702	41	20	13	7	—	—	1	—	—	—	
8131	Religious organizations	373	1 110	4 590	37	16	13	7	—	—	1	—	—	—	
81311	Religious organizations	373	1 110	4 590	37	16	13	7	—	—	1	—	—	—	
813110	Religious organizations	373	1 110	4 590	37	16	13	7	—	—	1	—	—	—	
<b>99</b>	<b>Unclassified establishments</b>	<b>3</b>	<b>5</b>	<b>101</b>	<b>9</b>	<b>9</b>	—	—	—	—	—	—	—	—	
<b>JOHNSON</b>															
	<b>Total</b>	<b>4 630</b>	<b>20 769</b>	<b>91 348</b>	<b>481</b>	<b>263</b>	<b>109</b>	<b>56</b>	<b>42</b>	<b>6</b>	<b>4</b>	<b>1</b>	—	—	
<b>11</b>	<b>Forestry, fishing, hunting, and agriculture support</b>	<b>(A)</b>	<b>(D)</b>	<b>(D)</b>	<b>2</b>	<b>2</b>	—	—	—	—	—	—	—	—	
<b>21</b>	<b>Mining</b>	<b>137</b>	<b>983</b>	<b>3 219</b>	<b>12</b>	<b>5</b>	<b>2</b>	<b>2</b>	<b>3</b>	—	—	—	—	—	
<b>22</b>	<b>Utilities</b>	<b>(B)</b>	<b>(D)</b>	<b>(D)</b>	<b>3</b>	<b>1</b>	—	<b>1</b>	<b>1</b>	—	—	—	—	—	
<b>23</b>	<b>Construction</b>	<b>240</b>	<b>1 071</b>	<b>6 415</b>	<b>37</b>	<b>23</b>	<b>6</b>	<b>5</b>	<b>3</b>	—	—	—	—	—	
235	Special trade contractors	117	431	2 405	15	7	4	3	1	—	—	—	—	—	
<b>31-33</b>	<b>Manufacturing</b>	<b>320</b>	<b>2 003</b>	<b>8 633</b>	<b>11</b>	<b>5</b>	<b>3</b>	—	<b>2</b>	—	<b>1</b>	—	—	—	
332	Fabricated metal product mfg	(E)	(D)	(D)	2	—	—	—	1	—	1	—	—	—	
3329	Other fabricated metal product mfg	(C)	(D)	(D)	1	—	—	—	—	—	1	—	—	—	
33291	Metal valve mfg	(C)	(D)	(D)	1	—	—	—	—	—	1	—	—	—	
<b>42</b>	<b>Wholesale trade</b>	<b>169</b>	<b>1 018</b>	<b>4 562</b>	<b>24</b>	<b>10</b>	<b>9</b>	<b>2</b>	<b>3</b>	—	—	—	—	—	
422	Wholesale trade, nondurable goods	104	614	2 645	11	3	5	1	2	—	—	—	—	—	
<b>44-45</b>	<b>Retail trade</b>	<b>1 464</b>	<b>5 286</b>	<b>21 979</b>	<b>125</b>	<b>61</b>	<b>28</b>	<b>21</b>	<b>11</b>	<b>2</b>	<b>1</b>	<b>1</b>	—	—	
441	Motor vehicle & parts dealers	187	836	3 577	20	9	4	4	3	—	—	—	—	—	
444	Bldg material & garden equip & supp dealers	140	615	2 771	11	9	—	—	1	1	—	—	—	—	
4441	Building material & supplies dealers	133	601	2 713	8	6	—	—	1	1	—	—	—	—	
445	Food & beverage stores	266	813	3 375	12	5	1	2	3	—	1	—	—	—	
4451	Grocery stores	(E)	(D)	(D)	11	5	—	2	3	—	1	—	—	—	
44511	Grocery (except convenience) stores	254	782	3 234	9	3	—	2	3	—	1	—	—	—	
445110	Grocery (except convenience) stores	254	782	3 234	9	3	—	2	3	—	1	—	—	—	
447	Gasoline stations	133	355	1 490	16	4	6	6	—	—	—	—	—	—	
4471	Gasoline stations	133	355	1 490	16	4	6	6	—	—	—	—	—	—	
44711	Gasoline stations with convenience stores	113	318	1 344	12	3	3	6	—	—	—	—	—	—	
447110	Gasoline stations with convenience stores	113	318	1 344	12	3	3	6	—	—	—	—	—	—	
448	Clothing & clothing accessories stores	121	312	1 471	12	3	5	2	2	—	—	—	—	—	
452	General merchandise stores	367	1 327	5 183	9	4	3	—	—	1	—	1	—	—	
4521	Department stores	(E)	(D)	(D)	2	—	—	—	—	1	—	1	—	—	
45211	Department stores	(E)	(D)	(D)	2	—	—	—	—	1	—	1	—	—	
453	Miscellaneous store retailers	104	435	1 538	19	11	4	3	1	—	—	—	—	—	

Note: Employment-size classes are indicated as follows: A—0 to 19; B—20 to 99; C—100 to 249; E—250 to 499; F—500 to 999; G—1,000 to 2,499; H—2,500 to 4,999; I—5,000 to 9,999; J—10,000 to 24,999; K—25,000 to 49,999; L—50,000 to 99,999; M—100,000 or more.

**Table 6. Counties—Employees, Payroll, and Establishments by Industry: 1999—Con.**

[Excludes most government employees, railroad employees, and self-employed persons. Size class 1 to 4 includes establishments with payroll, but no employees, during mid-March pay period. (D) denotes figures withheld to avoid disclosing data for individual companies; the data are included in broader industry totals. Detailed industries with 100 or more employees are shown if industry was not a (D). For explanation of terms, abbreviations, and data reliability/comparability, see introductory text]

NAICS code	Industry	Number of employees for week including March 12	Payroll (\$1,000)		Total number of establishments	Number of establishments by employment-size class									
			First quarter	Annual		1 to 4	5 to 9	10 to 19	20 to 49	50 to 99	100 to 249	250 to 499	500 to 999	1,000 or more	
<b>JOHNSON—Con.</b>															
<b>48-49</b>	<b>Transportation &amp; warehousing</b> .....	<b>212</b>	<b>1 142</b>	<b>5 240</b>	<b>33</b>	<b>21</b>	<b>7</b>	<b>3</b>	<b>1</b>	<b>1</b>	—	—	—	—	
484	Truck transportation .....	(C)	(D)	(D)	32	20	7	3	1	1	—	—	—	—	
4841	General freight trucking .....	110	599	3 020	9	4	3	—	1	1	—	—	—	—	
4842	Specialized freight trucking .....	(C)	(D)	(D)	23	16	4	3	—	—	—	—	—	—	
<b>51</b>	<b>Information</b> .....	<b>164</b>	<b>849</b>	<b>3 996</b>	<b>12</b>	<b>5</b>	<b>3</b>	<b>1</b>	<b>2</b>	<b>1</b>	—	—	—	—	
513	Broadcasting & telecommunications .....	(C)	(D)	(D)	9	4	3	—	1	1	—	—	—	—	
<b>52</b>	<b>Finance &amp; insurance</b> .....	<b>241</b>	<b>1 508</b>	<b>6 103</b>	<b>24</b>	<b>11</b>	<b>7</b>	<b>3</b>	<b>2</b>	<b>1</b>	—	—	—	—	
522	Credit intermediation & related activities .....	206	1 250	5 287	16	5	6	2	2	1	—	—	—	—	
5221	Depository credit intermediation .....	179	1 076	4 558	10	2	4	1	2	1	—	—	—	—	
52211	Commercial banking .....	(C)	(D)	(D)	7	2	3	—	1	1	—	—	—	—	
<b>53</b>	<b>Real estate &amp; rental &amp; leasing</b> .....	<b>50</b>	<b>183</b>	<b>857</b>	<b>14</b>	<b>11</b>	<b>2</b>	<b>1</b>	—	—	—	—	—	—	
<b>54</b>	<b>Professional, scientific &amp; technical services</b> .....	<b>158</b>	<b>802</b>	<b>4 136</b>	<b>33</b>	<b>22</b>	<b>7</b>	<b>3</b>	<b>1</b>	—	—	—	—	—	
541	Professional, scientific & technical services .....	158	802	4 136	33	22	7	3	1	—	—	—	—	—	
<b>55</b>	<b>Management of companies &amp; enterprises</b> .....	<b>(A)</b>	<b>(D)</b>	<b>(D)</b>	<b>1</b>	<b>1</b>	—	—	—	—	—	—	—	—	
<b>56</b>	<b>Admin, support, waste mgt, remediation services</b> .....	<b>60</b>	<b>239</b>	<b>1 026</b>	<b>10</b>	<b>5</b>	<b>3</b>	<b>1</b>	<b>1</b>	—	—	—	—	—	
<b>61</b>	<b>Educational services</b> .....	<b>(A)</b>	<b>(D)</b>	<b>(D)</b>	<b>2</b>	<b>2</b>	—	—	—	—	—	—	—	—	
<b>62</b>	<b>Health care and social assistance</b> .....	<b>646</b>	<b>3 529</b>	<b>15 996</b>	<b>53</b>	<b>31</b>	<b>13</b>	<b>4</b>	<b>3</b>	—	<b>2</b>	—	—	—	
621	Ambulatory health care services .....	236	1 370	6 353	44	28	11	4	1	—	—	—	—	—	
6211	Offices of physicians .....	101	677	3 520	23	15	6	2	—	—	—	—	—	—	
62111	Offices of physicians .....	101	677	3 520	23	15	6	2	—	—	—	—	—	—	
622	Hospitals .....	(C)	(D)	(D)	1	—	—	—	—	—	1	—	—	—	
6221	General medical & surgical hospitals .....	(C)	(D)	(D)	1	—	—	—	—	—	1	—	—	—	
62211	General medical & surgical hospitals .....	(C)	(D)	(D)	1	—	—	—	—	—	1	—	—	—	
623	Nursing & residential care facilities .....	(C)	(D)	(D)	2	—	—	—	1	—	1	—	—	—	
6231	Nursing care facilities .....	(C)	(D)	(D)	2	—	—	—	1	—	1	—	—	—	
62311	Nursing care facilities .....	(C)	(D)	(D)	2	—	—	—	1	—	1	—	—	—	
<b>71</b>	<b>Arts, entertainment &amp; recreation</b> .....	<b>13</b>	<b>29</b>	<b>156</b>	<b>5</b>	<b>4</b>	<b>1</b>	—	—	—	—	—	—	—	
<b>72</b>	<b>Accommodation &amp; food services</b> .....	<b>466</b>	<b>974</b>	<b>4 493</b>	<b>27</b>	<b>6</b>	<b>6</b>	<b>6</b>	<b>8</b>	<b>1</b>	—	—	—	—	
722	Food services & drinking places .....	405	855	3 878	24	6	4	6	7	1	—	—	—	—	
7222	Limited-service eating places .....	325	704	3 202	18	4	2	5	6	1	—	—	—	—	
72221	Limited-service eating places .....	325	704	3 202	18	4	2	5	6	1	—	—	—	—	
<b>81</b>	<b>Other services (except public administration)</b> .....	<b>208</b>	<b>516</b>	<b>2 077</b>	<b>46</b>	<b>31</b>	<b>12</b>	<b>2</b>	<b>1</b>	—	—	—	—	—	
<b>99</b>	<b>Unclassified establishments</b> .....	<b>21</b>	<b>42</b>	<b>144</b>	<b>7</b>	<b>6</b>	—	<b>1</b>	—	—	—	—	—	—	
<b>KENTON</b>															
	<b>Total</b> .....	<b>60 989</b>	<b>408 814</b>	<b>1 847 530</b>	<b>3 242</b>	<b>1 598</b>	<b>617</b>	<b>444</b>	<b>362</b>	<b>128</b>	<b>70</b>	<b>12</b>	<b>7</b>	<b>4</b>	
<b>11</b>	<b>Forestry, fishing, hunting, and agriculture support</b> .....	<b>(A)</b>	<b>(D)</b>	<b>(D)</b>	<b>1</b>	<b>1</b>	—	—	—	—	—	—	—	—	
<b>22</b>	<b>Utilities</b> .....	<b>(C)</b>	<b>(D)</b>	<b>(D)</b>	<b>9</b>	<b>3</b>	<b>3</b>	<b>2</b>	—	<b>1</b>	—	—	—	—	
221	Utilities .....	(C)	(D)	(D)	9	3	3	2	—	1	—	—	—	—	
2211	Elec pwr generation, transmsn & distribution ...	(C)	(D)	(D)	9	3	3	2	—	1	—	—	—	—	
22112	Electric pwr transmsn, control & distribution ..	(C)	(D)	(D)	9	3	3	2	—	1	—	—	—	—	
<b>23</b>	<b>Construction</b> .....	<b>4 547</b>	<b>36 875</b>	<b>169 707</b>	<b>414</b>	<b>236</b>	<b>88</b>	<b>41</b>	<b>37</b>	<b>6</b>	<b>4</b>	<b>1</b>	<b>1</b>	—	
233	Building, developing & general contracting .....	2 043	19 175	86 210	119	71	20	10	11	3	2	1	1	—	
2332	Residential building construction .....	1 489	13 223	60 530	87	62	13	4	4	1	1	1	1	—	
23321	Single-family housing construction .....	1 486	13 213	60 471	84	59	13	4	4	1	1	1	1	—	
233210	Single-family housing construction .....	1 486	13 213	60 471	84	59	13	4	4	1	1	1	1	—	
2333	Nonresidential building construction .....	464	4 794	20 896	22	4	3	6	7	1	1	—	—	—	
23331	Mfg & industrial building construction .....	107	1 709	6 945	5	1	1	1	1	1	—	—	—	—	
233310	Mfg & industrial building construction .....	107	1 709	6 945	5	1	1	1	1	1	—	—	—	—	
23332	Commercial & institutional bldg construction ..	357	3 085	13 951	17	3	2	5	6	—	1	—	—	—	
233320	Commercial & institutional bldg construction ..	357	3 085	13 951	17	3	2	5	6	—	1	—	—	—	
234	Heavy construction .....	263	2 893	13 507	15	4	3	2	6	—	—	—	—	—	
2349	Other heavy construction .....	(C)	(D)	(D)	12	3	3	2	4	—	—	—	—	—	

Note: Employment-size classes are indicated as follows: A—0 to 19; B—20 to 99; C—100 to 249; E—250 to 499; F—500 to 999; G—1,000 to 2,499; H—2,500 to 4,999; I—5,000 to 9,999; J—10,000 to 24,999; K—25,000 to 49,999; L—50,000 to 99,999; M—100,000 or more.

**Table 6. Counties—Employees, Payroll, and Establishments by Industry: 1999—Con.**

[Excludes most government employees, railroad employees, and self-employed persons. Size class 1 to 4 includes establishments with payroll, but no employees, during mid-March pay period. (D) denotes figures withheld to avoid disclosing data for individual companies; the data are included in broader industry totals. Detailed industries with 100 or more employees are shown if industry was not a (D). For explanation of terms, abbreviations, and data reliability/comparability, see introductory text]

NAICS code	Industry	Number of employees for week including March 12	Payroll (\$1,000)		Total number of establishments	Number of establishments by employment-size class								
			First quarter	Annual		1 to 4	5 to 9	10 to 19	20 to 49	50 to 99	100 to 249	250 to 499	500 to 999	1,000 or more
<b>KENTON—Con.</b>														
<b>23</b>	<b>Construction—Con.</b>													
235	Special trade contractors	2 241	14 807	69 990	280	161	65	29	20	3	2	—	—	—
2351	Plumbing, heating & AC contractor	544	4 439	19 756	55	27	10	9	9	—	—	—	—	—
23511	Plumbing, heating & AC contractor	544	4 439	19 756	55	27	10	9	9	—	—	—	—	—
235110	Plumbing, heating & AC contractor	544	4 439	19 756	55	27	10	9	9	—	—	—	—	—
2352	Painting & wall covering contractors	265	1 497	8 033	35	21	7	4	2	1	—	—	—	—
23521	Painting & wall covering contractors	265	1 497	8 033	35	21	7	4	2	1	—	—	—	—
235210	Painting & wall covering contractors	265	1 497	8 033	35	21	7	4	2	1	—	—	—	—
2353	Electrical contractors	410	3 035	13 791	33	19	5	3	3	2	1	—	—	—
23531	Electrical contractors	410	3 035	13 791	33	19	5	3	3	2	1	—	—	—
235310	Electrical contractors	410	3 035	13 791	33	19	5	3	3	2	1	—	—	—
2354	Masonry, drywall, insulation, tile contractors	306	1 890	8 652	34	17	11	1	5	—	—	—	—	—
23542	Drywall, acoustical & insulation contractors	227	1 264	5 704	14	6	2	1	5	—	—	—	—	—
235420	Drywall, acoustical & insulation contractors	227	1 264	5 704	14	6	2	1	5	—	—	—	—	—
2355	Carpentry & floor contractors	341	2 018	9 339	41	27	10	3	—	—	1	—	—	—
23551	Carpentry contractors	320	1 920	8 869	36	24	9	2	—	—	1	—	—	—
235510	Carpentry contractors	320	1 920	8 869	36	24	9	2	—	—	1	—	—	—
2357	Concrete contractors	140	639	3 769	29	16	10	2	1	—	—	—	—	—
23571	Concrete contractors	140	639	3 769	29	16	10	2	1	—	—	—	—	—
235710	Concrete contractors	140	639	3 769	29	16	10	2	1	—	—	—	—	—
2359	Other special trade contractors	173	1 048	5 465	35	20	9	6	—	—	—	—	—	—
<b>31-33</b>	<b>Manufacturing</b>	<b>7 777</b>	<b>72 671</b>	<b>320 148</b>	<b>172</b>	<b>51</b>	<b>28</b>	<b>30</b>	<b>27</b>	<b>16</b>	<b>16</b>	<b>1</b>	<b>3</b>	<b>—</b>
311	Food mfg	527	6 272	23 595	10	3	1	1	2	1	2	—	—	—
3113	Sugar & confectionery product mfg	(C)	(D)	(D)	2	—	1	—	—	—	1	—	—	—
31134	Nonchocolate confectionery mfg	(C)	(D)	(D)	1	—	—	—	—	—	1	—	—	—
3114	Fruit & veg preserving & specialty food mfg	(C)	(D)	(D)	2	—	—	—	1	1	—	—	—	—
3119	Other food mfg	(C)	(D)	(D)	3	1	—	—	1	—	1	—	—	—
31194	Seasoning & dressing mfg	(C)	(D)	(D)	2	1	—	—	—	—	1	—	—	—
313	Textile mills	(F)	(D)	(D)	4	—	—	—	—	1	3	—	—	—
3132	Fabric mills	(F)	(D)	(D)	3	—	—	—	—	—	3	—	—	—
31322	Narrow fabric mills & schiffli mach embroidery	(E)	(D)	(D)	2	—	—	—	—	—	2	—	—	—
31323	Nonwoven fabric mills	(C)	(D)	(D)	1	—	—	—	—	—	1	—	—	—
321	Wood product mfg	148	1 029	4 708	6	2	1	1	1	1	—	—	—	—
3212	Veneer, plywood & engineered wood product mfg	(C)	(D)	(D)	2	—	—	—	1	1	—	—	—	—
32121	Veneer, plywood & engineered wood product mfg	(C)	(D)	(D)	2	—	—	—	1	1	—	—	—	—
322	Paper mfg	787	5 477	25 894	11	1	—	3	4	1	1	1	—	—
3222	Converted paper product mfg	787	5 477	25 894	11	1	—	3	4	1	1	1	—	—
32221	Paperboard container mfg	159	997	4 183	5	—	—	1	4	—	—	—	—	—
32222	Paper bag & coated & treated paper mfg	(F)	(D)	(D)	5	1	—	2	—	1	1	—	—	—
323	Printing & related support activities	339	2 245	7 435	22	10	6	2	3	—	1	—	—	—
3231	Printing & related support activities	339	2 245	7 435	22	10	6	2	3	—	1	—	—	—
32311	Printing	299	1 979	6 391	18	9	5	—	3	—	1	—	—	—
323110	Commercial lithographic printing	200	1 471	3 804	9	4	3	—	1	—	1	—	—	—
325	Chemical mfg	591	6 069	26 439	13	3	3	2	—	3	2	—	—	—
3256	Soap, cleaners & toilet preparation mfg	403	4 239	18 746	3	—	—	—	—	1	2	—	—	—
32561	Soap & cleaning compound mfg	(C)	(D)	(D)	1	—	—	—	—	—	1	—	—	—
32562	Toilet preparation mfg	(E)	(D)	(D)	2	—	—	—	—	—	1	—	—	—
326	Plastics & rubber products mfg	554	4 261	16 170	10	1	—	3	2	3	1	—	—	—
3261	Plastics product mfg	436	2 922	11 138	7	1	—	1	2	2	1	—	—	—
32615	Foam product (exc polystyrene) mfg	(C)	(D)	(D)	2	—	—	—	1	1	—	—	—	—
32619	Other plastics product mfg	(E)	(D)	(D)	4	—	—	1	1	1	—	—	—	—
3262	Rubber product mfg	118	1 339	5 032	3	—	—	2	—	1	—	—	—	—
332	Fabricated metal product mfg	865	7 947	32 113	31	11	9	4	2	2	3	—	—	—
3322	Cutlery & handtool mfg	(E)	(D)	(D)	3	—	1	1	—	—	1	—	—	—
33221	Cutlery & handtool mfg	(E)	(D)	(D)	3	—	1	1	—	—	1	—	—	—
3325	Hardware mfg	(C)	(D)	(D)	2	—	—	—	—	1	1	—	—	—
33251	Hardware mfg	(C)	(D)	(D)	2	—	—	—	—	1	1	—	—	—
3329	Other fabricated metal product mfg	(C)	(D)	(D)	3	1	—	—	1	—	1	—	—	—
33299	All other fabricated metal product mfg	(C)	(D)	(D)	3	1	—	—	1	—	1	—	—	—
333	Machinery mfg	1 976	19 371	87 826	25	5	2	6	7	2	1	—	2	—
3331	Ag, construction & mining machinery mfg	(C)	(D)	(D)	1	—	—	—	—	—	1	—	—	—
33312	Construction machinery mfg	(C)	(D)	(D)	1	—	—	—	—	—	1	—	—	—
3335	Metalworking machinery mfg	1 022	8 158	43 596	8	2	1	1	2	1	—	—	1	—
33351	Metalworking machinery mfg	1 022	8 158	43 596	8	2	1	1	2	1	—	—	1	—
3339	Other general purpose machinery mfg	653	8 523	32 949	8	1	1	2	3	—	—	—	1	—
33399	All other general purpose machinery mfg	(F)	(D)	(D)	6	—	1	2	2	—	—	—	1	—
334	Computer & electronic product mfg	(C)	(D)	(D)	5	3	—	—	1	1	—	—	—	—
3344	Semiconductor & oth electronic component mfg	(C)	(D)	(D)	2	—	—	—	1	1	—	—	—	—
33441	Semiconductor & oth electronic component mfg	(C)	(D)	(D)	2	—	—	—	1	1	—	—	—	—
336	Transportation equipment mfg	(F)	(D)	(D)	4	—	1	1	1	—	—	—	1	—
3361	Motor vehicle mfg	(F)	(D)	(D)	1	—	—	—	—	—	—	—	1	—
33611	Automobile & light duty motor vehicle mfg	(F)	(D)	(D)	1	—	—	—	—	—	—	—	1	—

Note: Employment-size classes are indicated as follows: A—0 to 19; B—20 to 99; C—100 to 249; E—250 to 499; F—500 to 999; G—1,000 to 2,499; H—2,500 to 4,999; I—5,000 to 9,999; J—10,000 to 24,999; K—25,000 to 49,999; L—50,000 to 99,999; M—100,000 or more.

**Table 6. Counties—Employees, Payroll, and Establishments by Industry: 1999—Con.**

[Excludes most government employees, railroad employees, and self-employed persons. Size class 1 to 4 includes establishments with payroll, but no employees, during mid-March pay period. (D) denotes figures withheld to avoid disclosing data for individual companies; the data are included in broader industry totals. Detailed industries with 100 or more employees are shown if industry was not a (D). For explanation of terms, abbreviations, and data reliability/comparability, see introductory text]

NAICS code	Industry	Number of employees for week including March 12	Payroll (\$1,000)		Total number of establishments	Number of establishments by employment-size class										
			First quarter	Annual		1 to 4	5 to 9	10 to 19	20 to 49	50 to 99	100 to 249	250 to 499	500 to 999	1,000 or more		
<b>KENTON—Con.</b>																
<b>31-33 Manufacturing—Con.</b>																
339	Miscellaneous mfg .....	421	2 400	11 515	15	7	2	3	1	—	2	—	—	—		
3399	Other miscellaneous mfg .....	394	2 262	10 934	8	2	1	2	1	—	2	—	—	—		
33995	Sign mfg .....	(C)	(D)	(D)	5	2	1	1	—	—	1	—	—	—		
33999	All other misc mfg .....	(C)	(D)	(D)	1	—	—	—	—	—	1	—	—	—		
<b>42</b>	<b>Wholesale trade .....</b>	<b>3 180</b>	<b>28 038</b>	<b>131 128</b>	<b>199</b>	<b>104</b>	<b>38</b>	<b>19</b>	<b>20</b>	<b>12</b>	<b>5</b>	<b>1</b>	—	—		
421	Wholesale trade, durable goods .....	2 080	19 005	91 742	132	67	28	10	15	9	2	1	—	—		
4211	Motor vehicle, motor vehicle pt & supply whsle .	232	2 088	9 599	15	9	1	1	2	2	—	—	—	—		
42111	Automobile & other motor vehicle whsle .....	129	1 487	6 634	5	2	1	—	1	1	—	—	—	—		
421110	Automobile & other motor vehicle whsle .....	129	1 487	6 634	5	2	1	—	1	1	—	—	—	—		
4213	Lumber & other construction materials whsle ...	170	1 391	6 250	8	4	—	3	1	—	—	—	—	—		
42131	Lumber, plywood, millwork & wood panel whsle .....	160	1 324	5 975	5	1	—	—	3	1	—	—	—	—		
421310	Lumber, plywood, millwork & wood panel whsle .....	160	1 324	5 975	5	1	—	—	3	1	—	—	—	—		
4214	Professional & commercial equip & supp whsle .	561	3 662	22 204	22	11	6	1	1	2	—	1	—	—		
42143	Computer & peripheral equip & software whsle .....	384	1 975	15 627	7	1	3	1	1	—	—	1	—	—		
421430	Computer & peripheral equip & software whsle .....	384	1 975	15 627	7	1	3	1	1	—	—	1	—	—		
42145	Medical, dental, hospital equip & supp whsle .	100	844	3 655	8	5	2	—	—	1	—	—	—	—		
421450	Medical, dental, hospital equip & supp whsle .....	100	844	3 655	8	5	2	—	—	1	—	—	—	—		
4215	Metal & mineral (except petroleum) whsle .....	139	1 377	6 522	10	5	1	1	2	1	—	—	—	—		
42151	Metal service centers & offices whsle .....	104	1 046	4 845	5	1	1	1	1	1	—	—	—	—		
421510	Metal service centers & offices whsle .....	104	1 046	4 845	5	1	1	1	1	1	—	—	—	—		
4216	Electrical goods whsle .....	342	4 883	21 961	14	7	2	2	1	—	2	—	—	—		
42161	Elec equip, wiring supp, const material whsle .	(C)	(D)	(D)	10	5	2	2	—	—	1	—	—	—		
42169	Other electronic parts & equipment whsle .....	(C)	(D)	(D)	4	2	—	—	1	—	1	—	—	—		
4218	Machinery, equipment & supplies whsle .....	465	4 383	19 167	42	17	15	4	4	2	—	—	—	—		
42183	Industrial machinery & equipment whsle .....	319	3 125	13 837	27	8	12	3	2	2	—	—	—	—		
421830	Industrial machinery & equipment whsle .....	319	3 125	13 837	27	8	12	3	2	2	—	—	—	—		
42184	Industrial supplies whsle .....	124	1 133	4 632	7	2	2	1	2	—	—	—	—	—		
421840	Industrial supplies whsle .....	124	1 133	4 632	7	2	2	1	2	—	—	—	—	—		
422	Wholesale trade, nondurable goods .....	1 100	9 033	39 386	67	37	10	9	5	3	3	—	—	—		
4221	Paper & paper product whsle .....	234	2 360	10 334	12	6	1	3	1	—	1	—	—	—		
42211	Printing & writing paper whsle .....	(C)	(D)	(D)	3	1	—	1	—	—	1	—	—	—		
4222	Drugs & druggists' sundries whsle .....	(C)	(D)	(D)	2	—	1	—	—	—	1	—	—	—		
42221	Drugs & druggists' sundries whsle .....	(C)	(D)	(D)	2	—	1	—	—	—	1	—	—	—		
4224	Grocery & related product whsle .....	400	3 212	14 202	17	8	3	2	2	1	1	—	—	—		
42247	Meat & meat product whsle .....	137	1 090	4 831	5	1	1	1	1	1	—	—	—	—		
422470	Meat & meat product whsle .....	137	1 090	4 831	5	1	1	1	1	1	—	—	—	—		
42249	Other grocery & related products whsle .....	201	1 594	6 958	5	2	1	1	—	—	1	—	—	—		
422490	Other grocery & related products whsle .....	201	1 594	6 958	5	2	1	1	—	—	1	—	—	—		
4228	Beer, wine, distilled alcoholic beverage whsle ..	177	1 386	6 397	7	2	—	2	1	2	—	—	—	—		
42281	Beer & ale whsle .....	(C)	(D)	(D)	6	2	—	1	1	2	—	—	—	—		
<b>44-45</b>	<b>Retail trade .....</b>	<b>6 122</b>	<b>23 142</b>	<b>101 976</b>	<b>432</b>	<b>186</b>	<b>99</b>	<b>88</b>	<b>31</b>	<b>14</b>	<b>13</b>	<b>1</b>	—	—		
441	Motor vehicle & parts dealers .....	459	2 753	12 835	38	15	9	8	4	2	—	—	—	—		
4411	Automobile dealers .....	284	1 955	9 174	17	9	1	2	3	2	—	—	—	—		
44111	New car dealers .....	256	1 828	8 638	7	1	—	1	3	2	—	—	—	—		
441110	New car dealers .....	256	1 828	8 638	7	1	—	1	3	2	—	—	—	—		
4413	Automotive parts, accessories & tire stores .....	158	731	3 291	17	4	6	6	1	—	—	—	—	—		
44131	Automotive parts, accessories & tire stores ...	102	431	1 866	11	4	1	6	—	—	—	—	—	—		
441310	Automotive parts, accessories & tire stores ...	102	431	1 866	11	4	1	6	—	—	—	—	—	—		
442	Furniture & home furnishing stores .....	178	1 155	4 969	17	5	6	3	2	1	—	—	—	—		
4421	Furniture stores .....	104	779	3 161	7	2	2	1	1	1	—	—	—	—		
44211	Furniture stores .....	104	779	3 161	7	2	2	1	1	1	—	—	—	—		
442110	Furniture stores .....	104	779	3 161	7	2	2	1	1	1	—	—	—	—		
444	Bldg material & garden equip & supp dealers .....	599	3 690	17 912	42	17	9	8	6	—	2	—	—	—		
4441	Building material & supplies dealers .....	576	3 639	17 625	38	14	9	7	6	—	2	—	—	—		
44411	Home centers .....	(C)	(D)	(D)	1	—	—	—	—	—	1	—	—	—		
44419	Other building material dealers .....	379	2 782	13 682	25	8	7	4	5	—	—	—	—	—		
444190	Other building material dealers .....	379	2 782	13 682	25	8	7	4	5	—	—	—	—	—		
445	Food & beverage stores .....	2 048	5 471	24 038	92	40	16	17	8	2	9	—	—	—		
4451	Grocery stores .....	1 799	4 596	20 027	57	19	11	11	5	2	9	—	—	—		
44511	Grocery (except convenience) stores .....	1 686	4 336	18 834	43	16	5	6	5	2	9	—	—	—		
445110	Grocery (except convenience) stores .....	1 686	4 336	18 834	43	16	5	6	5	2	9	—	—	—		
44512	Convenience stores .....	113	260	1 193	14	3	6	5	—	—	—	—	—	—		
445120	Convenience stores .....	113	260	1 193	14	3	6	5	—	—	—	—	—	—		
4452	Specialty food stores .....	106	311	1 438	13	6	2	4	1	—	—	—	—	—		
4453	Beer, wine & liquor stores .....	143	564	2 573	22	15	3	2	2	—	—	—	—	—		
44531	Beer, wine & liquor stores .....	143	564	2 573	22	15	3	2	2	—	—	—	—	—		
445310	Beer, wine & liquor stores .....	143	564	2 573	22	15	3	2	2	—	—	—	—	—		
446	Health & personal care stores .....	608	2 034	8 719	36	9	8	10	4	5	—	—	—	—		
4461	Health & personal care stores .....	608	2 034	8 719	36	9	8	10	4	5	—	—	—	—		
44611	Pharmacies & drug stores .....	562	1 865	8 027	25	2	5	9	4	5	—	—	—	—		
446110	Pharmacies & drug stores .....	562	1 865	8 027	25	2	5	9	4	5	—	—	—	—		
447	Gasoline stations .....	545	1 584	7 207	56	13	17	24	1	1	—	—	—	—		
4471	Gasoline stations .....	545	1 584	7 207	56	13	17	24	1	1	—	—	—	—		
44711	Gasoline stations with convenience stores ...	493	1 400	6 404	44	5	13	24	1	1	—	—	—	—		
447110	Gasoline stations with convenience stores ...	493	1 400	6 404	44	5	13	24	1	1	—	—	—	—		

Note: Employment-size classes are indicated as follows: A—0 to 19; B—20 to 99; C—100 to 249; E—250 to 499; F—500 to 999; G—1,000 to 2,499; H—2,500 to 4,999; I—5,000 to 9,999; J—10,000 to 24,999; K—25,000 to 49,999; L—50,000 to 99,999; M—100,000 or more.



**Table 6. Counties—Employees, Payroll, and Establishments by Industry: 1999—Con.**

[Excludes most government employees, railroad employees, and self-employed persons. Size class 1 to 4 includes establishments with payroll, but no employees, during mid-March pay period. (D) denotes figures withheld to avoid disclosing data for individual companies; the data are included in broader industry totals. Detailed industries with 100 or more employees are shown if industry was not a (D). For explanation of terms, abbreviations, and data reliability/comparability, see introductory text]

NAICS code	Industry	Number of employees for week including March 12	Payroll (\$1,000)		Total number of establishments	Number of establishments by employment-size class									
			First quarter	Annual		1 to 4	5 to 9	10 to 19	20 to 49	50 to 99	100 to 249	250 to 499	500 to 999	1,000 or more	
<b>KENTON—Con.</b>															
<b>44-45</b>	<b>Retail trade—Con.</b>														
448	Clothing & clothing accessories stores .....	188	573	2 278	29	20	5	3	—	1	—	—	—	—	
4481	Clothing stores .....	105	196	753	13	11	—	1	—	1	—	—	—	—	
451	Sporting goods, hobby, book & music stores .....	167	895	3 152	21	8	8	4	1	—	—	—	—	—	
4511	Sporting goods, hobby, musical instrument stores .....	149	857	2 975	17	6	6	4	1	—	—	—	—	—	
452	General merchandise stores .....	709	1 957	8 345	11	4	3	—	1	—	2	1	—	—	
4521	Department stores .....	645	1 790	7 564	3	—	—	—	—	—	2	1	—	—	
45211	Department stores .....	645	1 790	7 564	3	—	—	—	—	—	2	1	—	—	
452110	Department stores .....	645	1 790	7 564	3	—	—	—	—	—	2	1	—	—	
453	Miscellaneous store retailers .....	400	1 341	6 275	59	37	10	8	3	1	—	—	—	—	
4532	Office supplies, stationery & gift stores .....	178	608	2 720	20	12	4	2	1	1	—	—	—	—	
45322	Gift, novelty & souvenir stores .....	120	267	1 165	14	9	3	1	—	1	—	—	—	—	
453220	Gift, novelty & souvenir stores .....	120	267	1 165	14	9	3	1	—	1	—	—	—	—	
454	Nonstore retailers .....	141	739	3 255	16	9	4	2	—	1	—	—	—	—	
<b>48-49</b>	<b>Transportation &amp; warehousing</b>	<b>7 913</b>	<b>61 544</b>	<b>285 061</b>	<b>116</b>	<b>39</b>	<b>25</b>	<b>16</b>	<b>21</b>	<b>10</b>	<b>1</b>	<b>2</b>	—	<b>2</b>	
481	Air transportation .....	(H)	(D)	(D)	7	1	—	1	2	2	—	—	—	1	
4811	Scheduled air transportation .....	(H)	(D)	(D)	4	—	—	1	2	—	—	—	—	1	
48111	Scheduled air transportation .....	(H)	(D)	(D)	4	—	—	1	2	—	—	—	—	1	
4812	Nonscheduled air transportation .....	(C)	(D)	(D)	3	1	—	—	—	2	—	—	—	—	
48121	Nonscheduled air transportation .....	(C)	(D)	(D)	3	1	—	—	—	2	—	—	—	—	
484	Truck transportation .....	984	6 677	31 917	48	20	8	8	8	2	1	1	—	—	
4841	General freight trucking .....	875	6 128	28 933	27	5	7	5	6	2	1	1	—	—	
48411	General freight trucking, local .....	259	1 364	6 097	11	3	3	2	2	—	1	—	—	—	
484110	General freight trucking, local .....	259	1 364	6 097	11	3	3	2	2	—	1	—	—	—	
48412	General freight trucking, long-distance .....	616	4 764	22 836	16	2	4	3	4	2	—	1	—	—	
484121	General freight trucking, long-distance, TL .....	335	2 459	13 202	8	2	3	2	—	—	—	1	—	—	
484122	General freight trucking, long-distance, LTL .....	281	2 305	9 634	8	—	1	1	4	2	—	—	—	—	
4842	Specialized freight trucking .....	109	549	2 984	21	15	1	3	2	—	—	—	—	—	
488	Transportation support activities .....	(F)	(D)	(D)	38	12	12	6	4	3	—	1	—	—	
4882	Rail transportation support activities .....	(E)	(D)	(D)	3	1	—	1	—	—	—	1	—	—	
48821	Rail transportation support activities .....	(E)	(D)	(D)	3	1	—	1	—	—	—	1	—	—	
4885	Freight transportation arrangement .....	371	2 856	12 307	30	10	9	5	4	2	—	—	—	—	
48851	Freight transportation arrangement .....	371	2 856	12 307	30	10	9	5	4	2	—	—	—	—	
488510	Freight transportation arrangement .....	371	2 856	12 307	30	10	9	5	4	2	—	—	—	—	
492	Couriers & messengers .....	(G)	(D)	(D)	11	3	—	1	5	1	—	—	—	1	
4921	Couriers .....	(G)	(D)	(D)	7	1	—	—	4	1	—	—	—	1	
49211	Couriers .....	(G)	(D)	(D)	7	1	—	—	4	1	—	—	—	1	
<b>51</b>	<b>Information</b>	<b>721</b>	<b>6 533</b>	<b>27 760</b>	<b>29</b>	<b>14</b>	<b>3</b>	<b>2</b>	<b>7</b>	—	<b>3</b>	—	—	—	
511	Publishing industries .....	258	2 808	10 145	5	2	—	1	—	—	2	—	—	—	
5111	Newspaper, periodical, book, database publishers .....	(C)	(D)	(D)	3	1	—	—	—	—	2	—	—	—	
51112	Periodical publishers .....	(C)	(D)	(D)	2	—	—	—	—	—	2	—	—	—	
513	Broadcasting & telecommunications .....	325	3 094	14 026	14	7	2	—	4	—	1	—	—	—	
5132	Cable networks & program distribution .....	(C)	(D)	(D)	4	1	—	—	2	—	1	—	—	—	
51322	Cable & other program distribution .....	(C)	(D)	(D)	4	1	—	—	2	—	1	—	—	—	
<b>52</b>	<b>Finance &amp; insurance</b>	<b>1 370</b>	<b>13 028</b>	<b>51 902</b>	<b>198</b>	<b>107</b>	<b>54</b>	<b>23</b>	<b>11</b>	<b>2</b>	<b>1</b>	—	—	—	
522	Credit intermediation & related activities .....	1 018	9 179	34 536	102	35	36	20	8	2	1	—	—	—	
5221	Depository credit intermediation .....	681	5 841	21 571	59	10	28	15	4	1	1	—	—	—	
52211	Commercial banking .....	584	5 272	19 074	45	4	24	11	4	1	1	—	—	—	
522110	Commercial banking .....	584	5 272	19 074	45	4	24	11	4	1	1	—	—	—	
5222	Nondepository credit intermediation .....	212	2 162	7 778	24	13	6	3	1	1	—	—	—	—	
52229	Other nondepository credit intermediation .....	(C)	(D)	(D)	22	13	4	3	1	1	—	—	—	—	
522292	Real estate credit .....	154	1 710	6 333	13	9	—	2	1	1	—	—	—	—	
5223	Activities related to credit intermediation .....	125	1 176	5 187	19	12	2	2	3	—	—	—	—	—	
52231	Mortgage & nonmortgage brokers .....	111	970	4 270	14	8	2	1	3	—	—	—	—	—	
522310	Mortgage & nonmortgage brokers .....	111	970	4 270	14	8	2	1	3	—	—	—	—	—	
524	Insurance carriers & related activities .....	291	2 857	12 290	79	60	14	2	3	—	—	—	—	—	
5242	Agencies & other insurance related activities .....	234	2 041	9 023	62	47	11	2	2	—	—	—	—	—	
52421	Insurance agencies & brokerages .....	210	1 877	8 405	57	46	7	2	2	—	—	—	—	—	
524210	Insurance agencies & brokerages .....	210	1 877	8 405	57	46	7	2	2	—	—	—	—	—	
<b>53</b>	<b>Real estate &amp; rental &amp; leasing</b>	<b>812</b>	<b>5 431</b>	<b>22 193</b>	<b>135</b>	<b>89</b>	<b>24</b>	<b>10</b>	<b>12</b>	—	—	—	—	—	
531	Real estate .....	454	3 371	13 789	103	77	17	3	6	—	—	—	—	—	
5311	Lessors of real estate .....	198	1 655	6 755	44	31	8	3	2	—	—	—	—	—	
53111	Lessors of residential buildings & dwellings .....	155	744	3 849	32	22	6	2	2	—	—	—	—	—	
531110	Lessors of residential buildings & dwellings .....	155	744	3 849	32	22	6	2	2	—	—	—	—	—	
5313	Activities related to real estate .....	184	1 240	4 722	29	20	5	—	4	—	—	—	—	—	
53131	Real estate property managers .....	159	1 083	4 056	15	7	4	—	4	—	—	—	—	—	
531311	Residential property managers .....	157	1 052	3 909	12	4	4	—	4	—	—	—	—	—	
532	Rental & leasing services .....	358	2 060	8 404	32	12	7	7	6	—	—	—	—	—	
5322	Consumer goods rental .....	148	662	2 648	17	8	4	4	1	—	—	—	—	—	
5324	Commercial, industrial equip rental & leasing .....	117	920	3 721	7	1	2	1	3	—	—	—	—	—	

Note: Employment-size classes are indicated as follows: A—0 to 19; B—20 to 99; C—100 to 249; E—250 to 499; F—500 to 2,499; G—1,000 to 2,499; H—2,500 to 4,999; I—5,000 to 9,999; J—10,000 to 24,999; K—25,000 to 49,999; L—50,000 to 99,999; M—100,000 or more.

**Table 6. Counties—Employees, Payroll, and Establishments by Industry: 1999—Con.**

[Excludes most government employees, railroad employees, and self-employed persons. Size class 1 to 4 includes establishments with payroll, but no employees, during mid-March pay period. (D) denotes figures withheld to avoid disclosing data for individual companies; the data are included in broader industry totals. Detailed industries with 100 or more employees are shown if industry was not a (D). For explanation of terms, abbreviations, and data reliability/comparability, see introductory text]

NAICS code	Industry	Number of employees for week including March 12	Payroll (\$1,000)		Total number of establishments	Number of establishments by employment-size class								
			First quarter	Annual		1 to 4	5 to 9	10 to 19	20 to 49	50 to 99	100 to 249	250 to 499	500 to 999	1,000 or more
<b>KENTON—Con.</b>														
<b>54</b>	<b>Professional, scientific &amp; technical services</b>	<b>2 662</b>	<b>22 193</b>	<b>110 355</b>	<b>292</b>	<b>195</b>	<b>33</b>	<b>41</b>	<b>16</b>	<b>4</b>	<b>2</b>	<b>1</b>	—	—
541	Professional, scientific & technical services	2 662	22 193	110 355	292	195	33	41	16	4	2	1	—	—
5411	Legal services	621	5 461	31 999	97	68	10	8	1	—	—	—	—	—
54111	Offices of lawyers	562	5 037	30 137	90	67	7	8	1	—	—	—	—	—
541110	Offices of lawyers	562	5 037	30 137	90	67	7	7	8	1	—	—	—	—
5412	Accounting, tax prep, bookkeep, payroll services	678	2 670	12 104	49	31	5	10	1	1	—	1	—	—
54121	Accounting, tax prep, bookkeep, payroll services	678	2 670	12 104	49	31	5	10	1	1	—	1	—	—
541211	Offices of certified public accountants	286	2 053	10 178	28	15	2	9	1	1	—	—	—	—
5413	Architectural, engineering & related services	394	3 201	17 983	40	17	6	12	4	1	—	—	—	—
54133	Engineering services	277	2 257	12 598	23	10	3	5	4	1	—	—	—	—
541330	Engineering services	277	2 257	12 598	23	10	3	5	4	1	—	—	—	—
5415	Computer systems design & related services	125	1 353	6 633	31	23	5	2	1	—	—	—	—	—
54151	Computer systems design & related services	125	1 353	6 633	31	23	5	2	1	—	—	—	—	—
5419	Oth professional, scientific, technical services	672	7 636	30 597	24	14	2	5	—	1	2	—	—	—
54191	Marketing research & public opinion polling	571	7 247	28 721	3	—	—	—	—	1	2	—	—	—
541910	Marketing research & public opinion polling	571	7 247	28 721	3	—	—	—	—	1	2	—	—	—
<b>55</b>	<b>Management of companies &amp; enterprises</b>	<b>1 488</b>	<b>23 535</b>	<b>110 932</b>	<b>73</b>	<b>27</b>	<b>11</b>	<b>9</b>	<b>17</b>	<b>7</b>	<b>2</b>	—	—	—
551	Management of companies & enterprises	1 488	23 535	110 932	73	27	11	9	17	7	2	—	—	—
5511	Management of companies & enterprises	1 488	23 535	110 932	73	27	11	9	17	7	2	—	—	—
55111	Management of companies & enterprises	1 488	23 535	110 932	73	27	11	9	17	7	2	—	—	—
<b>56</b>	<b>Admin, support, waste mgt, remediation services</b>	<b>3 726</b>	<b>14 268</b>	<b>66 140</b>	<b>139</b>	<b>69</b>	<b>24</b>	<b>15</b>	<b>15</b>	<b>5</b>	<b>8</b>	<b>2</b>	<b>1</b>	—
561	Administrative & support services	(H)	(D)	(D)	137	68	24	15	15	4	8	2	1	—
5611	Office administrative services	272	1 965	9 509	11	2	3	2	2	1	1	—	—	—
56111	Office administrative services	272	1 965	9 509	11	2	3	2	2	1	1	—	—	—
561110	Office administrative services	272	1 965	9 509	11	2	3	2	2	1	1	—	—	—
5613	Employment services	1 272	4 161	20 883	18	4	1	3	3	1	5	1	—	—
56132	Temporary help services	1 272	4 161	20 883	18	4	1	3	3	1	5	1	—	—
561320	Temporary help services	1 272	4 161	20 883	18	4	1	3	3	1	5	1	—	—
5614	Business support services	150	822	3 534	11	7	—	—	3	1	—	—	—	—
5616	Investigation & security services	603	2 574	10 849	12	7	2	1	1	—	—	—	1	—
56161	Investigation, guard & armored car services	(F)	(D)	(D)	8	4	1	1	1	—	—	—	1	—
5617	Services to buildings & dwellings	1 012	2 905	13 541	68	41	13	7	5	—	1	1	—	—
56172	Janitorial services	796	2 103	9 040	34	18	8	4	2	—	1	1	—	—
561720	Janitorial services	796	2 103	9 040	34	18	8	4	2	—	1	1	—	—
56173	Landscaping services	114	352	2 303	24	17	4	2	1	—	—	—	—	—
561730	Landscaping services	114	352	2 303	24	17	4	2	1	—	—	—	—	—
5619	Other support services	294	1 033	4 346	9	2	3	1	1	1	1	—	—	—
56199	All other support services	200	544	2 173	6	2	2	1	—	—	1	—	—	—
561990	All other support services	200	544	2 173	6	2	2	1	—	—	1	—	—	—
<b>61</b>	<b>Educational services</b>	<b>2 371</b>	<b>9 716</b>	<b>41 004</b>	<b>28</b>	<b>14</b>	<b>3</b>	<b>3</b>	<b>5</b>	<b>1</b>	—	<b>1</b>	—	<b>1</b>
611	Educational services	2 371	9 716	41 004	28	14	3	3	5	1	—	1	—	1
6111	Elementary & secondary schools	(G)	(D)	(D)	5	1	—	—	2	1	—	—	—	1
61111	Elementary & secondary schools	(G)	(D)	(D)	5	1	—	—	2	1	—	—	—	1
6113	Colleges, universities & professional schools	(E)	(D)	(D)	2	—	1	—	—	—	—	1	—	—
61131	Colleges, universities & professional schools	(E)	(D)	(D)	2	—	1	—	—	—	—	1	—	—
<b>62</b>	<b>Health care and social assistance</b>	<b>7 503</b>	<b>49 406</b>	<b>225 090</b>	<b>299</b>	<b>121</b>	<b>64</b>	<b>53</b>	<b>40</b>	<b>13</b>	<b>6</b>	—	<b>1</b>	<b>1</b>
621	Ambulatory health care services	1 983	19 760	93 333	202	94	55	29	18	5	1	—	—	—
6211	Offices of physicians	889	12 522	61 381	79	27	21	17	12	2	—	—	—	—
62111	Offices of physicians	889	12 522	61 381	79	27	21	17	12	2	—	—	—	—
621111	Offices of physicians (exc mental health)	840	12 084	59 726	71	23	18	16	12	2	—	—	—	—
6212	Offices of dentists	282	1 619	9 033	55	29	18	8	—	—	—	—	—	—
62121	Offices of dentists	282	1 619	9 033	55	29	18	8	—	—	—	—	—	—
621210	Offices of dentists	282	1 619	9 033	55	29	18	8	—	—	—	—	—	—
6213	Offices of other health practitioners	(C)	(D)	(D)	37	25	9	2	—	1	—	—	—	—
62134	Offices of PT, OT, speech therapy & audiology	116	1 451	3 652	5	—	4	—	—	1	—	—	—	—
621340	Offices of PT, OT, speech therapy & audiology	116	1 451	3 652	5	—	4	—	—	1	—	—	—	—
6214	Outpatient care centers	264	1 738	7 894	19	7	5	1	6	—	—	—	—	—
62142	Outpatient mental health, substance abuse ctrs	(C)	(D)	(D)	8	3	1	1	3	—	—	—	—	—
62149	Other outpatient care centers	(C)	(D)	(D)	9	2	4	—	3	—	—	—	—	—
621498	All other outpatient care centers	119	778	3 688	8	2	4	—	2	—	—	—	—	—
6216	Home health care services	204	788	3 666	7	3	2	—	—	2	—	—	—	—
62161	Home health care services	204	788	3 666	7	3	2	—	—	2	—	—	—	—
621610	Home health care services	204	788	3 666	7	3	2	—	—	2	—	—	—	—
6219	Other ambulatory health care services	(C)	(D)	(D)	1	—	—	—	—	—	1	—	—	—
62191	Ambulance services	(C)	(D)	(D)	1	—	—	—	—	—	1	—	—	—
622	Hospitals	(H)	(D)	(D)	5	1	—	1	—	—	1	—	1	1
6221	General medical & surgical hospitals	(H)	(D)	(D)	4	1	—	1	—	—	—	—	1	1
62211	General medical & surgical hospitals	(H)	(D)	(D)	4	1	—	1	—	—	—	—	1	1
6223	Other specialty hospitals	(C)	(D)	(D)	1	—	—	—	—	—	1	—	—	—
62231	Other specialty hospitals	(C)	(D)	(D)	1	—	—	—	—	—	1	—	—	—

Note: Employment-size classes are indicated as follows: A—0 to 19; B—20 to 99; C—100 to 249; E—250 to 499; F—500 to 999; G—1,000 to 2,499; H—2,500 to 4,999; I—5,000 to 9,999; J—10,000 to 24,999; K—25,000 to 49,999; L—50,000 to 99,999; M—100,000 or more.

**Table 6. Counties—Employees, Payroll, and Establishments by Industry: 1999—Con.**

[Excludes most government employees, railroad employees, and self-employed persons. Size class 1 to 4 includes establishments with payroll, but no employees, during mid-March pay period. (D) denotes figures withheld to avoid disclosing data for individual companies; the data are included in broader industry totals. Detailed industries with 100 or more employees are shown if industry was not a (D). For explanation of terms, abbreviations, and data reliability/comparability, see introductory text]

NAICS code	Industry	Number of employees for week including March 12	Payroll (\$1,000)		Total number of establishments	Number of establishments by employment-size class								
			First quarter	Annual		1 to 4	5 to 9	10 to 19	20 to 49	50 to 99	100 to 249	250 to 499	500 to 999	1,000 or more
<b>KENTON—Con.</b>														
<b>62</b>	<b>Health care and social assistance—Con.</b>													
623	Nursing & residential care facilities .....	923	3 854	17 785	23	7	3	2	5	4	2	—	—	—
6231	Nursing care facilities .....	554	2 394	11 149	5	—	—	—	2	1	2	—	—	—
62311	Nursing care facilities .....	554	2 394	11 149	5	—	—	—	2	1	2	—	—	—
623110	Nursing care facilities .....	554	2 394	11 149	5	—	—	—	2	1	2	—	—	—
6233	Community care facilities for the elderly .....	202	665	3 104	7	2	1	—	2	2	—	—	—	—
62331	Community care facilities for the elderly .....	202	665	3 104	7	2	1	—	2	2	—	—	—	—
6239	Other residential care facilities .....	121	585	2 645	4	1	—	1	1	1	—	—	—	—
62399	Other residential care facilities .....	121	585	2 645	4	1	—	1	1	1	—	—	—	—
623990	Other residential care facilities .....	121	585	2 645	4	1	—	1	1	1	—	—	—	—
624	Social assistance .....	(G)	(D)	(D)	69	19	6	21	17	4	2	—	—	—
6241	Individual & family services .....	(E)	(D)	(D)	21	7	3	4	6	—	1	—	—	—
62412	Services for elderly & disabled persons .....	(C)	(D)	(D)	7	3	1	1	1	—	1	—	—	—
62419	Other individual & family services .....	149	619	2 547	7	1	1	1	4	—	—	—	—	—
624190	Other individual & family services .....	149	619	2 547	7	1	1	1	4	—	—	—	—	—
6243	Vocational rehabilitation services .....	(C)	(D)	(D)	3	—	—	1	—	2	—	—	—	—
62431	Vocational rehabilitation services .....	(C)	(D)	(D)	3	—	—	1	—	2	—	—	—	—
6244	Child day care services .....	726	1 784	7 736	37	8	2	14	10	2	1	—	—	—
62441	Child day care services .....	726	1 784	7 736	37	8	2	14	10	2	1	—	—	—
624410	Child day care services .....	726	1 784	7 736	37	8	2	14	10	2	1	—	—	—
<b>71</b>	<b>Arts, entertainment &amp; recreation .....</b>	<b>587</b>	<b>1 746</b>	<b>9 164</b>	<b>51</b>	<b>34</b>	<b>3</b>	<b>5</b>	<b>6</b>	<b>2</b>	<b>1</b>	—	—	—
713	Amusement, gambling & recreation industries .....	562	1 585	8 306	38	23	1	5	6	2	1	—	—	—
7139	Other amusement & recreation industries .....	(F)	(D)	(D)	36	22	1	5	5	2	1	—	—	—
71391	Golf courses & country clubs .....	150	502	3 182	6	2	—	1	2	1	—	—	—	—
713910	Golf courses & country clubs .....	150	502	3 182	6	2	—	1	2	1	—	—	—	—
71394	Fitness & recreational sports centers .....	287	685	3 276	21	14	1	3	2	—	1	—	—	—
713940	Fitness & recreational sports centers .....	287	685	3 276	21	14	1	3	2	—	1	—	—	—
<b>72</b>	<b>Accommodation &amp; food services .....</b>	<b>6 407</b>	<b>18 772</b>	<b>82 836</b>	<b>275</b>	<b>85</b>	<b>41</b>	<b>45</b>	<b>70</b>	<b>27</b>	<b>5</b>	<b>2</b>	—	—
721	Accommodation .....	1 022	3 709	18 552	26	6	4	4	8	1	2	1	—	—
7211	Traveler accommodation .....	1 022	3 709	18 552	26	6	4	4	8	1	2	1	—	—
72111	Hotels (exc casino hotels) & motels .....	(G)	(D)	(D)	24	5	4	3	8	1	2	1	—	—
722	Food services & drinking places .....	5 385	15 063	64 284	249	79	37	41	62	26	3	1	—	—
7221	Full-service restaurants .....	2 868	7 312	32 314	93	18	17	12	22	22	2	—	—	—
72211	Full-service restaurants .....	2 868	7 312	32 314	93	18	17	12	22	22	2	—	—	—
722110	Full-service restaurants .....	2 868	7 312	32 314	93	18	17	12	22	22	2	—	—	—
7222	Limited-service eating places .....	1 763	4 400	19 380	88	19	10	22	32	4	1	—	—	—
72221	Limited-service eating places .....	1 763	4 400	19 380	88	19	10	22	32	4	1	—	—	—
722211	Limited-service restaurants .....	1 669	4 210	18 406	77	15	8	17	32	4	1	—	—	—
7223	Special food services .....	407	2 606	9 390	7	1	—	2	3	—	—	1	—	—
72231	Food service contractors .....	(E)	(D)	(D)	2	—	—	—	1	—	—	1	—	—
7224	Drinking places (alcoholic beverages) .....	347	745	3 200	61	41	10	5	5	—	—	—	—	—
72241	Drinking places (alcoholic beverages) .....	347	745	3 200	61	41	10	5	5	—	—	—	—	—
722410	Drinking places (alcoholic beverages) .....	347	745	3 200	61	41	10	5	5	—	—	—	—	—
<b>81</b>	<b>Other services (except public administration) .....</b>	<b>2 552</b>	<b>9 963</b>	<b>46 704</b>	<b>338</b>	<b>196</b>	<b>72</b>	<b>39</b>	<b>24</b>	<b>6</b>	<b>1</b>	—	—	—
811	Repair & maintenance .....	879	4 753	23 774	116	67	20	18	8	3	—	—	—	—
8111	Automotive repair & maintenance .....	664	3 516	18 012	87	45	17	16	8	1	—	—	—	—
81111	Automotive mechanical & electrical R&M .....	301	1 997	10 769	49	29	11	6	2	1	—	—	—	—
811111	General automotive repair .....	216	1 388	6 726	37	24	7	4	1	1	—	—	—	—
81112	Automotive body, paint, interior & glass repair .....	146	835	3 832	25	15	3	6	1	—	—	—	—	—
81119	Other automotive R&M .....	217	684	3 411	13	1	3	4	5	—	—	—	—	—
811192	Car washes .....	159	522	2 661	9	1	2	2	4	—	—	—	—	—
8114	Personal & household goods R&M .....	172	916	4 354	17	13	2	—	—	2	—	—	—	—
812	Personal & laundry services .....	749	2 586	11 740	105	57	30	11	5	1	1	—	—	—
8121	Personal care services .....	255	709	3 142	50	29	16	3	2	—	—	—	—	—
81211	Hair, nail & skin care services .....	215	628	2 745	41	24	14	1	2	—	—	—	—	—
812112	Beauty salons .....	204	600	2 608	36	20	13	1	2	—	—	—	—	—
8122	Death care services .....	177	711	3 192	22	14	2	4	1	1	—	—	—	—
81222	Cemeteries & crematories .....	104	255	1 281	7	3	1	1	1	1	—	—	—	—
812220	Cemeteries & crematories .....	104	255	1 281	7	3	1	1	1	1	—	—	—	—
8123	Drycleaning & laundry services .....	231	956	4 296	21	9	8	2	1	—	1	—	—	—
81233	Linen & uniform supply .....	(C)	(D)	(D)	2	—	—	—	1	—	1	—	—	—
813	Religious, grantmaking, civic, prof & like organizations .....	924	2 624	11 190	117	72	22	10	11	2	—	—	—	—
8131	Religious organizations .....	647	1 698	6 996	69	41	13	4	10	1	—	—	—	—
81311	Religious organizations .....	647	1 698	6 996	69	41	13	4	10	1	—	—	—	—
813110	Religious organizations .....	647	1 698	6 996	69	41	13	4	10	1	—	—	—	—
8134	Civic & social organizations .....	129	444	2 134	16	10	2	3	—	1	—	—	—	—
81341	Civic & social organizations .....	129	444	2 134	16	10	2	3	—	1	—	—	—	—
813410	Civic & social organizations .....	129	444	2 134	16	10	2	3	—	1	—	—	—	—
8139	Business, labor, political, like organizations .....	144	461	1 965	29	18	7	3	1	—	—	—	—	—
<b>95</b>	<b>Auxiliaries (exc corporate, subsidiary &amp; regional mgt) .....</b>	<b>1 078</b>	<b>10 249</b>	<b>38 243</b>	<b>12</b>	<b>1</b>	<b>—</b>	<b>3</b>	<b>3</b>	<b>2</b>	<b>2</b>	<b>—</b>	<b>1</b>	<b>—</b>
<b>99</b>	<b>Unclassified establishments .....</b>	<b>(B)</b>	<b>(D)</b>	<b>(D)</b>	<b>30</b>	<b>26</b>	<b>4</b>	<b>—</b>	<b>—</b>	<b>—</b>	<b>—</b>	<b>—</b>	<b>—</b>	<b>—</b>

Note: Employment-size classes are indicated as follows: A—0 to 19; B—20 to 99; C—100 to 249; E—250 to 499; F—500 to 999; G—1,000 to 2,499; H—2,500 to 4,999; I—5,000 to 9,999; J—10,000 to 24,999; K—25,000 to 49,999; L—50,000 to 99,999; M—100,000 or more.

**Table 6. Counties—Employees, Payroll, and Establishments by Industry: 1999—Con.**

[Excludes most government employees, railroad employees, and self-employed persons. Size class 1 to 4 includes establishments with payroll, but no employees, during mid-March pay period. (D) denotes figures withheld to avoid disclosing data for individual companies; the data are included in broader industry totals. Detailed industries with 100 or more employees are shown if industry was not a (D). For explanation of terms, abbreviations, and data reliability/comparability, see introductory text]

NAICS code	Industry	Number of employees for week including March 12	Payroll (\$1,000)		Total number of establishments	Number of establishments by employment-size class								
			First quarter	Annual		1 to 4	5 to 9	10 to 19	20 to 49	50 to 99	100 to 249	250 to 499	500 to 999	1,000 or more
<b>KNOTT</b>														
	<b>Total</b> .....	<b>2 558</b>	<b>16 110</b>	<b>70 220</b>	<b>229</b>	<b>129</b>	<b>40</b>	<b>30</b>	<b>20</b>	<b>5</b>	<b>5</b>	-	-	-
11	<b>Forestry, fishing, hunting, and agriculture support</b> .....	(A)	(D)	(D)	1	-	-	1	-	-	-	-	-	-
21	<b>Mining</b> .....	771	7 817	35 083	21	5	-	5	7	2	2	-	-	-
212	Mining (except oil & gas) .....	(F)	(D)	(D)	17	3	-	4	7	1	2	-	-	-
2121	Coal mining .....	(F)	(D)	(D)	17	3	-	4	7	1	2	-	-	-
21211	Coal mining .....	(F)	(D)	(D)	17	3	-	4	7	1	2	-	-	-
212111	Bituminous coal & lignite surface mining ...	385	3 706	16 482	11	2	-	2	5	1	1	-	-	-
23	<b>Construction</b> .....	96	569	2 659	14	8	3	1	2	-	-	-	-	-
31-33	<b>Manufacturing</b> .....	11	31	230	4	3	1	-	-	-	-	-	-	-
42	<b>Wholesale trade</b> .....	46	169	779	6	3	2	-	1	-	-	-	-	-
44-45	<b>Retail trade</b> .....	317	937	4 250	49	30	12	6	-	-	1	-	-	-
445	Food & beverage stores .....	147	393	1 883	11	7	2	1	-	-	1	-	-	-
4451	Grocery stores .....	147	393	1 883	11	7	2	1	-	-	1	-	-	-
44511	Grocery (except convenience) stores .....	(C)	(D)	(D)	9	6	1	1	-	-	1	-	-	-
48-49	<b>Transportation &amp; warehousing</b> .....	196	1 082	4 478	45	32	7	4	2	-	-	-	-	-
484	Truck transportation .....	(C)	(D)	(D)	43	31	7	3	2	-	-	-	-	-
4842	Specialized freight trucking .....	119	610	2 527	36	28	5	3	-	-	-	-	-	-
48422	Specialized freight (exc used) trucking, local ..	103	476	1 953	32	25	5	2	-	-	-	-	-	-
484220	Specialized freight (exc used) trucking, local ..	103	476	1 953	32	25	5	2	-	-	-	-	-	-
51	<b>Information</b> .....	111	947	3 980	4	-	1	1	2	-	-	-	-	-
513	Broadcasting & telecommunications .....	(C)	(D)	(D)	3	-	1	-	2	-	-	-	-	-
52	<b>Finance &amp; insurance</b> .....	45	336	1 367	9	6	2	-	1	-	-	-	-	-
53	<b>Real estate &amp; rental &amp; leasing</b> .....	15	52	210	6	5	1	-	-	-	-	-	-	-
54	<b>Professional, scientific &amp; technical services</b> .....	48	217	895	10	5	4	1	-	-	-	-	-	-
55	<b>Management of companies &amp; enterprises</b> ..	67	690	2 833	3	-	1	-	2	-	-	-	-	-
56	<b>Admin, support, waste mgt, remediation services</b> ..	32	113	485	7	5	1	1	-	-	-	-	-	-
61	<b>Educational services</b> .....	(C)	(D)	(D)	3	-	1	1	-	-	1	-	-	-
611	Educational services .....	(C)	(D)	(D)	3	-	1	1	-	-	1	-	-	-
6113	Colleges, universities & professional schools ...	(C)	(D)	(D)	1	-	-	-	-	-	1	-	-	-
61131	Colleges, universities & professional schools ...	(C)	(D)	(D)	1	-	-	-	-	-	1	-	-	-
62	<b>Health care and social assistance</b> .....	415	1 743	7 644	16	7	-	4	2	2	1	-	-	-
621	Ambulatory health care services .....	165	860	3 662	11	6	-	3	1	1	-	-	-	-
623	Nursing & residential care facilities .....	(C)	(D)	(D)	3	1	-	-	-	1	1	-	-	-
6232	Residential mental retardation, health facil .....	(C)	(D)	(D)	2	1	-	-	-	-	1	-	-	-
62322	Residential mental health, subst abuse facil ..	(C)	(D)	(D)	1	-	-	-	-	-	1	-	-	-
72	<b>Accommodation &amp; food services</b> .....	148	309	1 143	11	5	1	3	1	1	-	-	-	-
722	Food services & drinking places .....	(C)	(D)	(D)	10	4	1	3	1	1	-	-	-	-
81	<b>Other services (except public administration)</b> ..	68	259	1 028	19	14	3	2	-	-	-	-	-	-
95	<b>Auxiliaries (exc corporate, subsidiary &amp; regional mgt)</b> ..	(A)	(D)	(D)	1	1	-	-	-	-	-	-	-	-
<b>KNOX</b>														
	<b>Total</b> .....	<b>5 784</b>	<b>25 344</b>	<b>109 151</b>	<b>435</b>	<b>218</b>	<b>106</b>	<b>54</b>	<b>38</b>	<b>7</b>	<b>11</b>	<b>1</b>	-	-
11	<b>Forestry, fishing, hunting, and agriculture support</b> .....	(A)	(D)	(D)	6	4	2	-	-	-	-	-	-	-
21	<b>Mining</b> .....	118	823	3 719	13	4	4	3	2	-	-	-	-	-
22	<b>Utilities</b> .....	(B)	(D)	(D)	2	-	-	1	1	-	-	-	-	-
23	<b>Construction</b> .....	168	715	3 465	32	26	2	2	2	-	-	-	-	-
235	Special trade contractors .....	128	585	2 658	24	19	2	2	1	-	-	-	-	-
31-33	<b>Manufacturing</b> .....	1 045	6 282	26 563	16	7	-	2	1	1	5	-	-	-
321	Wood product mfg .....	474	1 987	8 678	6	2	-	1	-	-	3	-	-	-
3211	Sawmills & wood preservation .....	(E)	(D)	(D)	3	1	-	1	-	-	1	-	-	-
32111	Sawmills & wood preservation .....	(E)	(D)	(D)	3	1	-	1	-	-	1	-	-	-
3219	Other wood product mfg .....	(C)	(D)	(D)	3	1	-	-	-	-	2	-	-	-
32191	Millwork .....	(C)	(D)	(D)	2	-	-	-	-	-	2	-	-	-
325	Chemical mfg .....	(E)	(D)	(D)	3	1	-	-	-	-	2	-	-	-
3255	Paint, coating & adhesive mfg .....	(E)	(D)	(D)	2	-	-	-	-	-	2	-	-	-
32552	Adhesive mfg .....	(E)	(D)	(D)	2	-	-	-	-	-	2	-	-	-
42	<b>Wholesale trade</b> .....	145	885	3 460	18	8	5	3	2	-	-	-	-	-

Note: Employment-size classes are indicated as follows: A—0 to 19; B—20 to 99; C—100 to 249; E—250 to 499; F—500 to 999; G—1,000 to 2,499; H—2,500 to 4,999; I—5,000 to 9,999; J—10,000 to 24,999; K—25,000 to 49,999; L—50,000 to 99,999; M—100,000 or more.

**Table 6. Counties—Employees, Payroll, and Establishments by Industry: 1999—Con.**

[Excludes most government employees, railroad employees, and self-employed persons. Size class 1 to 4 includes establishments with payroll, but no employees, during mid-March pay period. (D) denotes figures withheld to avoid disclosing data for individual companies; the data are included in broader industry totals. Detailed industries with 100 or more employees are shown if industry was not a (D). For explanation of terms, abbreviations, and data reliability/comparability, see introductory text]

NAICS code	Industry	Number of employees for week including March 12	Payroll (\$1,000)		Total number of establishments	Number of establishments by employment-size class								
			First quarter	Annual		1 to 4	5 to 9	10 to 19	20 to 49	50 to 99	100 to 249	250 to 499	500 to 999	1,000 or more
<b>KNOX—Con.</b>														
<b>44-45</b>	<b>Retail trade</b> .....	<b>1 421</b>	<b>5 062</b>	<b>21 902</b>	<b>112</b>	<b>46</b>	<b>31</b>	<b>20</b>	<b>9</b>	<b>4</b>	<b>2</b>	-	-	-
441	Motor vehicle & parts dealers .....	193	1 082	4 790	19	9	4	3	3	-	-	-	-	-
4411	Automobile dealers .....	121	847	3 854	4	1	-	-	3	-	-	-	-	-
44111	New car dealers .....	121	847	3 854	4	1	-	-	3	-	-	-	-	-
441110	New car dealers .....	121	847	3 854	4	1	-	-	3	-	-	-	-	-
445	Food & beverage stores .....	368	1 097	4 637	22	11	4	1	4	1	1	-	-	-
4451	Grocery stores .....	(E)	(D)	(D)	21	10	4	1	4	1	1	-	-	-
44511	Grocery (except convenience) stores .....	355	1 063	4 462	17	6	4	1	4	1	1	-	-	-
445110	Grocery (except convenience) stores .....	355	1 063	4 462	17	6	4	1	4	1	1	-	-	-
447	Gasoline stations .....	103	250	1 027	14	5	4	5	-	-	-	-	-	-
4471	Gasoline stations .....	103	250	1 027	14	5	4	5	-	-	-	-	-	-
448	Clothing & clothing accessories stores .....	183	432	1 971	10	4	1	3	1	1	-	-	-	-
4481	Clothing stores .....	131	298	1 378	4	2	-	-	1	1	-	-	-	-
44814	Family clothing stores .....	(C)	(D)	(D)	3	1	-	-	1	1	-	-	-	-
452	General merchandise stores .....	336	1 009	4 359	8	1	3	-	1	2	1	-	-	-
4521	Department stores .....	287	881	3 754	3	-	-	-	-	2	1	-	-	-
45211	Department stores .....	287	881	3 754	3	-	-	-	-	2	1	-	-	-
452110	Department stores .....	287	881	3 754	3	-	-	-	-	2	1	-	-	-
<b>48-49</b>	<b>Transportation &amp; warehousing</b> .....	<b>68</b>	<b>320</b>	<b>1 538</b>	<b>16</b>	<b>9</b>	<b>6</b>	-	<b>1</b>	-	-	-	-	-
<b>51</b>	<b>Information</b> .....	<b>56</b>	<b>341</b>	<b>1 304</b>	<b>7</b>	<b>2</b>	<b>2</b>	<b>2</b>	<b>1</b>	-	-	-	-	-
<b>52</b>	<b>Finance &amp; insurance</b> .....	<b>145</b>	<b>829</b>	<b>3 724</b>	<b>26</b>	<b>13</b>	<b>11</b>	<b>1</b>	<b>1</b>	-	-	-	-	-
522	Credit intermediation & related activities .....	110	619	2 823	14	5	7	1	1	-	-	-	-	-
<b>53</b>	<b>Real estate &amp; rental &amp; leasing</b> .....	<b>44</b>	<b>157</b>	<b>678</b>	<b>11</b>	<b>7</b>	<b>4</b>	-	-	-	-	-	-	-
<b>54</b>	<b>Professional, scientific &amp; technical services</b> .....	<b>182</b>	<b>1 312</b>	<b>5 622</b>	<b>28</b>	<b>17</b>	<b>7</b>	<b>2</b>	<b>2</b>	-	-	-	-	-
541	Professional, scientific & technical services .....	182	1 312	5 622	28	17	7	2	2	-	-	-	-	-
<b>55</b>	<b>Management of companies &amp; enterprises</b> .....	<b>7</b>	<b>16</b>	<b>73</b>	<b>3</b>	<b>2</b>	<b>1</b>	-	-	-	-	-	-	-
<b>56</b>	<b>Admin, support, waste mgt, remediation services</b> .....	<b>265</b>	<b>1 017</b>	<b>4 109</b>	<b>8</b>	<b>3</b>	-	<b>3</b>	-	<b>1</b>	<b>1</b>	-	-	-
561	Administrative & support services .....	(C)	(D)	(D)	5	2	-	2	-	1	-	-	-	-
5616	Investigation & security services .....	(C)	(D)	(D)	2	-	-	1	-	1	-	-	-	-
56161	Investigation, guard & armored car services ..	(C)	(D)	(D)	2	-	-	1	-	1	-	-	-	-
562	Waste management & remediation services .....	(C)	(D)	(D)	3	1	-	1	-	-	1	-	-	-
5621	Waste collection .....	(C)	(D)	(D)	2	-	-	1	-	-	1	-	-	-
56211	Waste collection .....	(C)	(D)	(D)	2	-	-	1	-	-	1	-	-	-
<b>61</b>	<b>Educational services</b> .....	<b>(E)</b>	<b>(D)</b>	<b>(D)</b>	<b>5</b>	<b>1</b>	<b>2</b>	<b>1</b>	-	-	-	<b>1</b>	-	-
611	Educational services .....	(E)	(D)	(D)	5	1	2	1	-	-	-	1	-	-
6113	Colleges, universities & professional schools ...	(E)	(D)	(D)	1	-	-	-	-	-	-	1	-	-
61131	Colleges, universities & professional schools ...	(E)	(D)	(D)	1	-	-	-	-	-	-	1	-	-
<b>62</b>	<b>Health care and social assistance</b> .....	<b>996</b>	<b>4 480</b>	<b>19 292</b>	<b>51</b>	<b>27</b>	<b>12</b>	<b>3</b>	<b>5</b>	<b>1</b>	<b>3</b>	-	-	-
621	Ambulatory health care services .....	256	1 582	8 490	33	17	9	3	4	-	-	-	-	-
622	Hospitals .....	(C)	(D)	(D)	1	-	-	-	-	1	-	-	-	-
6221	General medical & surgical hospitals .....	(C)	(D)	(D)	1	-	-	-	-	1	-	-	-	-
62211	General medical & surgical hospitals .....	(C)	(D)	(D)	1	-	-	-	-	1	-	-	-	-
623	Nursing & residential care facilities .....	(C)	(D)	(D)	3	-	1	-	1	1	-	-	-	-
624	Social assistance .....	410	1 281	5 489	14	10	2	-	-	-	2	-	-	-
6241	Individual & family services .....	(C)	(D)	(D)	2	1	-	-	-	-	1	-	-	-
62419	Other individual & family services .....	(C)	(D)	(D)	1	-	-	-	-	-	1	-	-	-
6243	Vocational rehabilitation services .....	(C)	(D)	(D)	2	-	1	-	-	-	1	-	-	-
62431	Vocational rehabilitation services .....	(C)	(D)	(D)	2	-	1	-	-	-	1	-	-	-
<b>71</b>	<b>Arts, entertainment &amp; recreation</b> .....	<b>22</b>	<b>65</b>	<b>442</b>	<b>5</b>	<b>2</b>	<b>3</b>	-	-	-	-	-	-	-
<b>72</b>	<b>Accommodation &amp; food services</b> .....	<b>460</b>	<b>889</b>	<b>3 879</b>	<b>31</b>	<b>7</b>	<b>6</b>	<b>7</b>	<b>11</b>	-	-	-	-	-
722	Food services & drinking places .....	(E)	(D)	(D)	29	7	6	6	10	-	-	-	-	-
7222	Limited-service eating places .....	342	653	2 803	22	4	5	6	7	-	-	-	-	-
72221	Limited-service eating places .....	342	653	2 803	22	4	5	6	7	-	-	-	-	-
<b>81</b>	<b>Other services (except public administration)</b> .....	<b>159</b>	<b>567</b>	<b>2 673</b>	<b>43</b>	<b>31</b>	<b>8</b>	<b>4</b>	-	-	-	-	-	-
<b>95</b>	<b>Auxiliaries (exc corporate, subsidiary &amp; regional mgt)</b> .....	<b>(A)</b>	<b>(D)</b>	<b>(D)</b>	<b>1</b>	<b>1</b>	-	-	-	-	-	-	-	-
<b>99</b>	<b>Unclassified establishments</b> .....	<b>(A)</b>	<b>(D)</b>	<b>(D)</b>	<b>1</b>	<b>1</b>	-	-	-	-	-	-	-	-

Note: Employment-size classes are indicated as follows: A—0 to 19; B—20 to 99; C—100 to 249; E—250 to 499; F—500 to 999; G—1,000 to 2,499; H—2,500 to 4,999; I—5,000 to 9,999; J—10,000 to 24,999; K—25,000 to 49,999; L—50,000 to 99,999; M—100,000 or more.

**Table 6. Counties—Employees, Payroll, and Establishments by Industry: 1999—Con.**

[Excludes most government employees, railroad employees, and self-employed persons. Size class 1 to 4 includes establishments with payroll, but no employees, during mid-March pay period. (D) denotes figures withheld to avoid disclosing data for individual companies; the data are included in broader industry totals. Detailed industries with 100 or more employees are shown if industry was not a (D). For explanation of terms, abbreviations, and data reliability/comparability, see introductory text]

NAICS code	Industry	Number of employees for week including March 12	Payroll (\$1,000)		Total number of establishments	Number of establishments by employment-size class									
			First quarter	Annual		1 to 4	5 to 9	10 to 19	20 to 49	50 to 99	100 to 249	250 to 499	500 to 999	1,000 or more	
<b>LARUE</b>															
	<b>Total</b> .....	<b>1 869</b>	<b>7 496</b>	<b>33 572</b>	<b>237</b>	<b>142</b>	<b>63</b>	<b>19</b>	<b>9</b>	<b>2</b>	<b>1</b>	<b>1</b>	-	-	
22	Utilities .....	(B)	(D)	(D)	1	-	-	-	1	-	-	-	-	-	
23	Construction .....	153	661	3 600	48	33	13	2	-	-	-	-	-	-	
235	Special trade contractors .....	101	420	2 141	31	22	7	2	-	-	-	-	-	-	
31-33	Manufacturing .....	653	2 632	11 149	15	4	3	3	3	1	-	1	-	-	
315	Apparel manufacturing .....	(E)	(D)	(D)	1	-	-	-	-	-	-	1	-	-	
3152	Cut & sew apparel mfg .....	(E)	(D)	(D)	1	-	-	-	-	-	-	1	-	-	
31522	Men's, boys' cut & sew apparel mfg .....	(E)	(D)	(D)	1	-	-	-	-	-	-	1	-	-	
321	Wood product mfg .....	109	419	1 884	3	-	-	1	1	1	-	-	-	-	
42	Wholesale trade .....	6	22	127	5	5	-	-	-	-	-	-	-	-	
44-45	Retail trade .....	217	749	3 533	39	20	16	2	1	-	-	-	-	-	
48-49	Transportation & warehousing .....	49	251	1 036	14	10	2	2	-	-	-	-	-	-	
51	Information .....	(A)	(D)	(D)	2	1	1	-	-	-	-	-	-	-	
52	Finance & insurance .....	104	765	2 938	14	6	5	2	1	-	-	-	-	-	
53	Real estate & rental & leasing .....	(A)	(D)	(D)	5	3	1	1	-	-	-	-	-	-	
54	Professional, scientific & technical services .....	43	167	873	16	13	3	-	-	-	-	-	-	-	
56	Admin, support, waste mgt, remediation services .....	39	93	885	9	7	1	1	-	-	-	-	-	-	
61	Educational services .....	(A)	(D)	(D)	2	2	-	-	-	-	-	-	-	-	
62	Health care and social assistance .....	260	1 097	4 866	13	7	2	2	-	1	1	-	-	-	
623	Nursing & residential care facilities .....	(C)	(D)	(D)	1	-	-	-	-	-	1	-	-	-	
6231	Nursing care facilities .....	(C)	(D)	(D)	1	-	-	-	-	-	1	-	-	-	
62311	Nursing care facilities .....	(C)	(D)	(D)	1	-	-	-	-	-	1	-	-	-	
71	Arts, entertainment & recreation .....	9	26	117	4	4	-	-	-	-	-	-	-	-	
72	Accommodation & food services .....	160	288	1 315	12	1	5	3	3	-	-	-	-	-	
722	Food services & drinking places .....	160	288	1 315	12	1	5	3	3	-	-	-	-	-	
7222	Limited-service eating places .....	126	218	972	8	-	4	1	3	-	-	-	-	-	
72221	Limited-service eating places .....	126	218	972	8	-	4	1	3	-	-	-	-	-	
81	Other services (except public administration) .....	115	336	1 447	32	21	10	1	-	-	-	-	-	-	
99	Unclassified establishments .....	7	12	83	6	5	1	-	-	-	-	-	-	-	
<b>LAUREL</b>															
	<b>Total</b> .....	<b>16 527</b>	<b>85 001</b>	<b>393 525</b>	<b>1 045</b>	<b>495</b>	<b>246</b>	<b>148</b>	<b>109</b>	<b>17</b>	<b>16</b>	<b>12</b>	<b>2</b>	-	
11	Forestry, fishing, hunting, and agriculture support .....	53	117	592	6	2	3	-	1	-	-	-	-	-	
21	Mining .....	(F)	(D)	(D)	13	4	3	3	-	-	1	2	-	-	
212	Mining (except oil & gas) .....	(F)	(D)	(D)	8	1	2	2	-	-	1	2	-	-	
2121	Coal mining .....	(F)	(D)	(D)	8	1	2	2	-	-	1	2	-	-	
21211	Coal mining .....	(F)	(D)	(D)	8	1	2	2	-	-	1	2	-	-	
22	Utilities .....	(B)	(D)	(D)	3	-	1	1	1	-	-	-	-	-	
23	Construction .....	1 268	7 324	39 448	123	74	21	14	12	-	1	1	-	-	
233	Building, developing & general contracting .....	231	1 062	5 562	33	19	4	5	5	-	-	-	-	-	
2333	Nonresidential building construction .....	(C)	(D)	(D)	12	4	-	4	4	-	-	-	-	-	
23332	Commercial & institutional bldg construction ..	120	527	2 799	10	4	-	3	3	-	-	-	-	-	
233320	Commercial & institutional bldg construction ..	120	527	2 799	10	4	-	3	3	-	-	-	-	-	
234	Heavy construction .....	506	3 640	21 190	19	10	4	3	1	-	-	1	-	-	
2341	Highway, street, bridge & tunnel construction ...	(E)	(D)	(D)	4	-	2	1	-	-	-	1	-	-	
23411	Highway & street construction .....	(E)	(D)	(D)	4	-	2	1	-	-	-	1	-	-	
235	Special trade contractors .....	531	2 622	12 696	71	45	13	6	6	-	1	-	-	-	
2359	Other special trade contractors .....	245	1 523	7 912	20	12	3	2	2	-	1	-	-	-	
23593	Excavation contractors .....	151	1 042	5 629	8	5	1	1	-	-	1	-	-	-	
235930	Excavation contractors .....	151	1 042	5 629	8	5	1	1	-	-	1	-	-	-	

Note: Employment-size classes are indicated as follows: A—0 to 19; B—20 to 99; C—100 to 249; E—250 to 499; F—500 to 999; G—1,000 to 2,499; H—2,500 to 4,999; I—5,000 to 9,999; J—10,000 to 24,999; K—25,000 to 49,999; L—50,000 to 99,999; M—100,000 or more.

**Table 6. Counties—Employees, Payroll, and Establishments by Industry: 1999—Con.**

[Excludes most government employees, railroad employees, and self-employed persons. Size class 1 to 4 includes establishments with payroll, but no employees, during mid-March pay period. (D) denotes figures withheld to avoid disclosing data for individual companies; the data are included in broader industry totals. Detailed industries with 100 or more employees are shown if industry was not a (D). For explanation of terms, abbreviations, and data reliability/comparability, see introductory text]

NAICS code	Industry	Number of employees for week including March 12	Payroll (\$1,000)		Total number of establishments	Number of establishments by employment-size class									
			First quarter	Annual		1 to 4	5 to 9	10 to 19	20 to 49	50 to 99	100 to 249	250 to 499	500 to 999	1,000 or more	
<b>LAUREL—Con.</b>															
<b>31-33</b>	<b>Manufacturing</b>	<b>2 773</b>	<b>14 817</b>	<b>73 336</b>	<b>46</b>	<b>14</b>	<b>7</b>	<b>5</b>	<b>7</b>	<b>5</b>	<b>3</b>	<b>5</b>			
311	Food mfg	1 132	6 971	31 955	5	1	—	—	—	—	1	3	—	—	
3115	Dairy product mfg	(C)	(D)	(D)	1	—	—	—	—	—	1	—	—	—	
31151	Dairy product (exc frozen) mfg	(C)	(D)	(D)	1	—	—	—	—	—	1	—	—	—	
3118	Bakeries & tortilla mfg	(G)	(D)	(D)	3	—	—	—	—	—	—	3	—	—	
31181	Bread & bakery product mfg	(F)	(D)	(D)	2	—	—	—	—	—	—	2	—	—	
31182	Cookie, cracker & pasta mfg	(E)	(D)	(D)	1	—	—	—	—	—	—	1	—	—	
321	Wood product mfg	651	2 947	15 707	14	—	4	3	3	3	—	1	—	—	
3211	Sawmills & wood preservation	364	1 861	11 532	6	—	3	1	1	—	—	1	—	—	
32111	Sawmills & wood preservation	364	1 861	11 532	6	—	3	1	1	—	—	1	—	—	
3219	Other wood product mfg	(C)	(D)	(D)	6	—	1	1	1	3	(D)	—	—	—	
32192	Wood container & pallet mfg	163	526	2 161	4	—	—	1	1	2	—	—	—	—	
321920	Wood container & pallet mfg	163	526	2 161	4	—	—	1	1	2	—	—	—	—	
332	Fabricated metal product mfg	(C)	(D)	(D)	6	4	—	—	1	—	1	—	—	—	
3327	Mach shops, turn prod, screw, nut, bolt mfg	(C)	(D)	(D)	3	2	—	—	—	—	1	—	—	—	
33272	Turned product & screw, nut & bolt mfg	(C)	(D)	(D)	1	—	—	—	—	—	1	—	—	—	
335	Electrical equip, appliance & component mfg	(E)	(D)	(D)	2	1	—	—	—	—	—	1	—	—	
3353	Electrical equipment mfg	(E)	(D)	(D)	1	—	—	—	—	—	—	1	—	—	
33531	Electrical equipment mfg	(E)	(D)	(D)	1	—	—	—	—	—	—	1	—	—	
336	Transportation equipment mfg	(C)	(D)	(D)	2	1	—	—	—	—	1	—	—	—	
3361	Motor vehicle mfg	(C)	(D)	(D)	1	—	—	—	—	—	1	—	—	—	
33611	Automobile & light duty motor vehicle mfg	(C)	(D)	(D)	1	—	—	—	—	—	1	—	—	—	
<b>42</b>	<b>Wholesale trade</b>	<b>1 316</b>	<b>7 308</b>	<b>34 281</b>	<b>60</b>	<b>18</b>	<b>10</b>	<b>17</b>	<b>12</b>	<b>1</b>	<b>1</b>	<b>1</b>			
421	Wholesale trade, durable goods	477	2 418	10 850	40	13	7	11	9	—	—	—	—	—	
4211	Motor vehicle, motor vehicle pt & supply whsle	151	769	3 222	11	1	4	4	2	—	—	—	—	—	
4213	Lumber & other construction materials whsle	100	468	2 416	3	—	—	—	3	—	—	—	—	—	
4218	Machinery, equipment & supplies whsle	145	774	3 509	16	6	2	6	2	—	—	—	—	—	
422	Wholesale trade, nondurable goods	839	4 890	23 431	20	5	3	6	3	1	1	1	—	—	
4224	Grocery & related product whsle	618	4 108	19 863	5	—	1	2	—	—	1	1	—	—	
42241	General line grocery whsle	(C)	(D)	(D)	1	—	—	—	—	—	1	—	—	—	
42242	Packaged frozen food whsle	(E)	(D)	(D)	1	—	—	—	—	—	—	1	—	—	
<b>44-45</b>	<b>Retail trade</b>	<b>2 602</b>	<b>10 469</b>	<b>47 409</b>	<b>231</b>	<b>94</b>	<b>69</b>	<b>46</b>	<b>17</b>	<b>2</b>	<b>2</b>	<b>1</b>			
441	Motor vehicle & parts dealers	317	2 124	11 608	36	22	3	6	5	—	—	—	—	—	
4411	Automobile dealers	238	1 692	9 788	18	8	3	2	5	—	—	—	—	—	
44111	New car dealers	193	1 460	8 832	8	2	—	1	5	—	—	—	—	—	
441110	New car dealers	193	1 460	8 832	8	2	—	1	5	—	—	—	—	—	
442	Furniture & home furnishing stores	105	442	1 924	21	13	6	2	—	—	—	—	—	—	
444	Bldg material & garden equip & supp dealers	209	912	4 216	22	5	6	9	2	—	—	—	—	—	
4441	Building material & supplies dealers	171	743	3 476	18	4	6	6	2	—	—	—	—	—	
44419	Other building material dealers	147	678	3 203	15	4	4	5	2	—	—	—	—	—	
444190	Other building material dealers	147	678	3 203	15	4	4	5	2	—	—	—	—	—	
445	Food & beverage stores	444	1 425	6 120	22	9	3	3	4	2	1	—	—	—	
4451	Grocery stores	(E)	(D)	(D)	21	9	3	3	3	2	1	—	—	—	
44511	Grocery (except convenience) stores	398	1 185	5 166	17	6	3	2	3	2	1	—	—	—	
445110	Grocery (except convenience) stores	398	1 185	5 166	17	6	3	2	3	2	1	—	—	—	
447	Gasoline stations	346	903	3 796	41	9	20	11	1	—	—	—	—	—	
4471	Gasoline stations	346	903	3 796	41	9	20	11	1	—	—	—	—	—	
44711	Gasoline stations with convenience stores	225	551	2 289	29	4	17	8	—	—	—	—	—	—	
447110	Gasoline stations with convenience stores	225	551	2 289	29	4	17	8	—	—	—	—	—	—	
44719	Other gasoline stations	121	352	1 507	12	5	3	3	1	—	—	—	—	—	
447190	Other gasoline stations	121	352	1 507	12	5	3	3	1	—	—	—	—	—	
448	Clothing & clothing accessories stores	110	307	1 386	18	9	7	1	1	—	—	—	—	—	
452	General merchandise stores	642	2 446	9 370	10	2	3	3	—	—	1	1	—	—	
4521	Department stores	(C)	(D)	(D)	1	—	—	—	—	—	1	—	—	—	
45211	Department stores	(C)	(D)	(D)	1	—	—	—	—	—	1	—	—	—	
4529	Other general merchandise stores	(F)	(D)	(D)	9	2	3	3	—	—	—	1	—	—	
45291	Warehouse clubs & superstores	(E)	(D)	(D)	1	—	—	—	—	—	—	1	—	—	
453	Miscellaneous store retailers	156	603	3 076	27	11	12	3	1	—	—	—	—	—	
<b>48-49</b>	<b>Transportation &amp; warehousing</b>	<b>385</b>	<b>2 325</b>	<b>10 635</b>	<b>60</b>	<b>41</b>	<b>7</b>	<b>8</b>	<b>3</b>	<b>1</b>					
484	Truck transportation	(E)	(D)	(D)	53	36	7	7	2	1	—	—	—	—	
4841	General freight trucking	206	1 455	6 518	21	12	3	3	2	1	—	—	—	—	
48412	General freight trucking, long-distance	203	1 447	6 451	17	8	3	3	2	1	—	—	—	—	
484122	General freight trucking, long-distance, LTL	105	860	4 009	3	—	1	—	1	1	—	—	—	—	
4842	Specialized freight trucking	(C)	(D)	(D)	32	24	4	4	—	—	—	—	—	—	
<b>51</b>	<b>Information</b>	<b>553</b>	<b>2 235</b>	<b>10 470</b>	<b>18</b>	<b>8</b>	<b>3</b>	<b>1</b>	<b>4</b>	<b>1</b>					
513	Broadcasting & telecommunications	139	866	4 078	11	5	3	1	1	1	—	—	—	—	
5133	Telecommunications	(C)	(D)	(D)	4	1	1	—	1	1	—	—	—	—	
514	Information & data processing services	(E)	(D)	(D)	4	2	—	—	1	—	—	1	—	—	
5142	Data processing services	(E)	(D)	(D)	3	2	—	—	—	—	—	1	—	—	
51421	Data processing services	(E)	(D)	(D)	3	2	—	—	—	—	—	1	—	—	

Note: Employment-size classes are indicated as follows: A—0 to 19; B—20 to 99; C—100 to 249; E—250 to 499; F—500 to 999; G—1,000 to 2,499; H—2,500 to 4,999; I—5,000 to 9,999; J—10,000 to 24,999; K—25,000 to 49,999; L—50,000 to 99,999; M—100,000 or more.

**Table 6. Counties—Employees, Payroll, and Establishments by Industry: 1999—Con.**

[Excludes most government employees, railroad employees, and self-employed persons. Size class 1 to 4 includes establishments with payroll, but no employees, during mid-March pay period. (D) denotes figures withheld to avoid disclosing data for individual companies; the data are included in broader industry totals. Detailed industries with 100 or more employees are shown if industry was not a (D). For explanation of terms, abbreviations, and data reliability/comparability, see introductory text]

NAICS code	Industry	Number of employees for week including March 12	Payroll (\$1,000)		Total number of establishments	Number of establishments by employment-size class									
			First quarter	Annual		1 to 4	5 to 9	10 to 19	20 to 49	50 to 99	100 to 249	250 to 499	500 to 999	1,000 or more	
<b>LAUREL—Con.</b>															
<b>52</b>	<b>Finance &amp; insurance</b> .....	<b>470</b>	<b>2 911</b>	<b>12 546</b>	<b>59</b>	<b>29</b>	<b>19</b>	<b>8</b>	<b>2</b>	—	<b>1</b>	—	—	—	
522	Credit intermediation & related activities .....	367	2 084	8 581	37	18	11	5	2	—	1	—	—	—	
5221	Depository credit intermediation .....	(E)	(D)	(D)	18	3	8	4	2	—	1	—	—	—	
52211	Commercial banking .....	305	1 742	7 152	16	2	7	4	2	—	1	—	—	—	
522110	Commercial banking .....	305	1 742	7 152	16	2	7	4	2	—	1	—	—	—	
<b>53</b>	<b>Real estate &amp; rental &amp; leasing</b> .....	<b>146</b>	<b>555</b>	<b>2 412</b>	<b>33</b>	<b>20</b>	<b>10</b>	<b>2</b>	<b>1</b>	—	—	—	—	—	
<b>54</b>	<b>Professional, scientific &amp; technical services</b> .....	<b>458</b>	<b>2 433</b>	<b>9 635</b>	<b>79</b>	<b>51</b>	<b>21</b>	<b>3</b>	<b>2</b>	<b>2</b>	—	—	—	—	
541	Professional, scientific & technical services .....	458	2 433	9 635	79	51	21	3	2	2	—	—	—	—	
5411	Legal services .....	189	1 142	4 980	45	31	10	3	1	—	—	—	—	—	
54111	Offices of lawyers .....	178	1 089	4 711	42	30	8	3	1	—	—	—	—	—	
541110	Offices of lawyers .....	178	1 089	4 711	42	30	8	3	1	—	—	—	—	—	
5416	Management, sci & tech consulting services .....	138	829	2 852	3	1	—	—	—	2	—	—	—	—	
54161	Management consulting services .....	138	829	2 852	3	1	—	—	—	2	—	—	—	—	
<b>55</b>	<b>Management of companies &amp; enterprises</b> .....	<b>45</b>	<b>501</b>	<b>2 153</b>	<b>5</b>	<b>3</b>	—	<b>1</b>	<b>1</b>	—	—	—	—	—	
<b>56</b>	<b>Admin, support, waste mgt, remediation services</b> .....	<b>1 140</b>	<b>4 227</b>	<b>17 042</b>	<b>41</b>	<b>17</b>	<b>13</b>	<b>3</b>	<b>4</b>	—	<b>3</b>	<b>1</b>	—	—	
561	Administrative & support services .....	1 048	3 652	14 939	36	17	11	2	2	—	3	1	—	—	
5613	Employment services .....	226	483	3 138	4	3	—	—	—	—	1	—	—	—	
56132	Temporary help services .....	(C)	(D)	(D)	2	1	—	—	—	—	1	—	—	—	
5616	Investigation & security services .....	423	2 105	6 623	4	1	—	—	1	—	1	1	—	—	
56161	Investigation, guard & armored car services ..	(E)	(D)	(D)	2	—	—	—	—	—	1	1	—	—	
5617	Services to buildings & dwellings .....	297	729	3 597	17	9	6	1	—	—	1	—	—	—	
56172	Janitorial services .....	258	645	3 081	7	3	2	1	—	—	1	—	—	—	
561720	Janitorial services .....	258	645	3 081	7	3	2	1	—	—	1	—	—	—	
<b>61</b>	<b>Educational services</b> .....	<b>29</b>	<b>87</b>	<b>405</b>	<b>6</b>	<b>3</b>	<b>2</b>	<b>1</b>	—	—	—	—	—	—	
<b>62</b>	<b>Health care and social assistance</b> .....	<b>1 361</b>	<b>7 998</b>	<b>39 250</b>	<b>73</b>	<b>29</b>	<b>23</b>	<b>14</b>	<b>4</b>	<b>1</b>	<b>1</b>	—	<b>1</b>	—	
621	Ambulatory health care services .....	459	2 714	14 320	54	20	20	9	4	1	—	—	—	—	
6211	Offices of physicians .....	188	1 554	8 765	22	7	7	6	2	—	—	—	—	—	
62111	Offices of physicians .....	188	1 554	8 765	22	7	7	6	2	—	—	—	—	—	
621111	Offices of physicians (exc mental health) ...	188	1 554	8 765	22	7	7	6	2	—	—	—	—	—	
622	Hospitals .....	(F)	(D)	(D)	1	—	—	—	—	—	—	—	1	—	
6221	General medical & surgical hospitals .....	(F)	(D)	(D)	1	—	—	—	—	—	—	—	1	—	
62211	General medical & surgical hospitals .....	(F)	(D)	(D)	1	—	—	—	—	—	—	—	1	—	
623	Nursing & residential care facilities .....	(C)	(D)	(D)	1	—	—	—	—	—	1	—	—	—	
6231	Nursing care facilities .....	(C)	(D)	(D)	1	—	—	—	—	—	1	—	—	—	
62311	Nursing care facilities .....	(C)	(D)	(D)	1	—	—	—	—	—	1	—	—	—	
624	Social assistance .....	(C)	(D)	(D)	17	9	3	5	—	—	—	—	—	—	
<b>71</b>	<b>Arts, entertainment &amp; recreation</b> .....	<b>74</b>	<b>187</b>	<b>821</b>	<b>9</b>	<b>5</b>	<b>1</b>	<b>1</b>	<b>2</b>	—	—	—	—	—	
<b>72</b>	<b>Accommodation &amp; food services</b> .....	<b>1 849</b>	<b>3 691</b>	<b>16 578</b>	<b>71</b>	<b>11</b>	<b>8</b>	<b>11</b>	<b>35</b>	<b>4</b>	<b>2</b>	—	—	—	
721	Accommodation .....	219	450	2 208	13	1	2	3	7	—	—	—	—	—	
7211	Traveler accommodation .....	219	450	2 208	13	1	2	3	7	—	—	—	—	—	
72111	Hotels (exc casino hotels) & motels .....	219	450	2 208	13	1	2	3	7	—	—	—	—	—	
721110	Hotels (exc casino hotels) & motels .....	219	450	2 208	13	1	2	3	7	—	—	—	—	—	
722	Food services & drinking places .....	1 630	3 241	14 370	58	10	6	8	28	4	2	—	—	—	
7221	Full-service restaurants .....	614	1 366	6 109	22	7	4	—	8	1	2	—	—	—	
72211	Full-service restaurants .....	614	1 366	6 109	22	7	4	—	8	1	2	—	—	—	
722110	Full-service restaurants .....	614	1 366	6 109	22	7	4	—	8	1	2	—	—	—	
7222	Limited-service eating places .....	(G)	(D)	(D)	35	2	2	8	20	3	—	—	—	—	
72221	Limited-service eating places .....	(G)	(D)	(D)	35	2	2	8	20	3	—	—	—	—	
722211	Limited-service restaurants .....	1 016	1 875	8 191	33	—	2	8	20	3	—	—	—	—	
<b>81</b>	<b>Other services (except public administration)</b> .....	<b>528</b>	<b>2 024</b>	<b>8 437</b>	<b>94</b>	<b>61</b>	<b>22</b>	<b>9</b>	<b>1</b>	—	<b>1</b>	—	—	—	
811	Repair & maintenance .....	157	829	3 155	44	31	12	1	—	—	—	—	—	—	
8111	Automotive repair & maintenance .....	111	492	2 107	34	24	10	—	—	—	—	—	—	—	
812	Personal & laundry services .....	194	717	3 176	15	8	1	5	—	—	1	—	—	—	
8123	Drycleaning & laundry services .....	147	515	2 271	6	2	1	2	—	—	1	—	—	—	
81233	Linen & uniform supply .....	(C)	(D)	(D)	1	—	—	—	—	—	1	—	—	—	
813	Religious, grantmaking, civic, prof & like organizations .....	177	478	2 106	35	22	9	3	1	—	—	—	—	—	
8131	Religious organizations .....	137	340	1 565	28	19	7	1	1	—	—	—	—	—	
81311	Religious organizations .....	137	340	1 565	28	19	7	1	1	—	—	—	—	—	
813110	Religious organizations .....	137	340	1 565	28	19	7	1	1	—	—	—	—	—	
<b>95</b>	<b>Auxiliaries (exc corporate, subsidiary &amp; regional mgt)</b> .....	<b>(F)</b>	<b>(D)</b>	<b>(D)</b>	<b>2</b>	—	<b>1</b>	—	—	—	—	—	<b>1</b>	—	
<b>99</b>	<b>Unclassified establishments</b> .....	<b>24</b>	<b>50</b>	<b>319</b>	<b>13</b>	<b>11</b>	<b>2</b>	—	—	—	—	—	—	—	

Note: Employment-size classes are indicated as follows: A—0 to 19; B—20 to 99; C—100 to 249; E—250 to 499; F—500 to 999; G—1,000 to 2,499; H—2,500 to 4,999; I—5,000 to 9,999; J—10,000 to 24,999; K—25,000 to 49,999; L—50,000 to 99,999; M—100,000 or more.



**Table 6. Counties—Employees, Payroll, and Establishments by Industry: 1999—Con.**

[Excludes most government employees, railroad employees, and self-employed persons. Size class 1 to 4 includes establishments with payroll, but no employees, during mid-March pay period. (D) denotes figures withheld to avoid disclosing data for individual companies; the data are included in broader industry totals. Detailed industries with 100 or more employees are shown if industry was not a (D). For explanation of terms, abbreviations, and data reliability/comparability, see introductory text]

NAICS code	Industry	Number of employees for week including March 12	Payroll (\$1,000)		Total number of establishments	Number of establishments by employment-size class								
			First quarter	Annual		1 to 4	5 to 9	10 to 19	20 to 49	50 to 99	100 to 249	250 to 499	500 to 999	1,000 or more
<b>LAWRENCE</b>														
	<b>Total</b> .....	<b>2 288</b>	<b>13 000</b>	<b>53 445</b>	<b>206</b>	<b>119</b>	<b>39</b>	<b>26</b>	<b>11</b>	<b>6</b>	<b>5</b>			
11	Forestry, fishing, hunting, and agriculture support .....	13	34	156	5	4	1							
21	Mining .....	(B)	(D)	(D)	4	2		1		1				
22	Utilities .....	(C)	(D)	(D)	2				1		1			
221	Utilities .....	(C)	(D)	(D)	2				1		1			
2211	Elec pwr generation, transmsn & distribution ...	(C)	(D)	(D)	2				1		1			
22111	Electric power generation .....	(C)	(D)	(D)	1						1			
23	Construction .....	131	321	1 232	15	8	3	3		1				
31-33	Manufacturing .....	(C)	(D)	(D)	5	4				1				
42	Wholesale trade .....	165	1 179	5 407	10	4	3	2			1			
422	Wholesale trade, nondurable goods .....	144	1 085	4 787	5	2		2			1			
4224	Grocery & related product whlse .....	(C)	(D)	(D)	3	1		1			1			
42242	Packaged frozen food whlse .....	(C)	(D)	(D)	2	1					1			
44-45	Retail trade .....	473	1 543	6 440	42	24	7	6	3	1	1			
445	Food & beverage stores .....	129	352	1 537	7	4		1	1	1				
4451	Grocery stores .....	129	352	1 537	7	4		1	1	1				
44511	Grocery (except convenience) stores .....	129	352	1 537	7	4		1	1	1				
445110	Grocery (except convenience) stores .....	129	352	1 537	7	4		1	1	1				
447	Gasoline stations .....	155	450	1 740	7	2	4				1			
4471	Gasoline stations .....	155	450	1 740	7	2	4				1			
44711	Gasoline stations with convenience stores ...	(C)	(D)	(D)	6	1	4				1			
48-49	Transportation & warehousing .....	39	190	774	8	4	3	1						
51	Information .....	26	87	373	6	3	3							
52	Finance & insurance .....	136	977	3 793	11	6	2	1	1	1				
53	Real estate & rental & leasing .....	(A)	(D)	(D)	5	4	1							
54	Professional, scientific & technical services .....	37	213	950	12	9	2	1						
56	Admin, support, waste mgt, remediation services .....	9	48	231	3	2	1							
62	Health care and social assistance .....	487	2 746	11 891	31	19	6	1	3		2			
621	Ambulatory health care services .....	(C)	(D)	(D)	27	17	6	1	3					
622	Hospitals .....	(C)	(D)	(D)	1						1			
6221	General medical & surgical hospitals .....	(C)	(D)	(D)	1						1			
62211	General medical & surgical hospitals .....	(C)	(D)	(D)	1						1			
623	Nursing & residential care facilities .....	(C)	(D)	(D)	1						1			
6231	Nursing care facilities .....	(C)	(D)	(D)	1						1			
62311	Nursing care facilities .....	(C)	(D)	(D)	1						1			
71	Arts, entertainment & recreation .....	(A)	(D)	(D)	1	1								
72	Accommodation & food services .....	276	484	2 299	17	2	3	8	3	1				
722	Food services & drinking places .....	(E)	(D)	(D)	16	2	2	8	3	1				
7222	Limited-service eating places .....	221	373	1 865	10	1		5	3	1				
72221	Limited-service eating places .....	221	373	1 865	10	1		5	3	1				
722211	Limited-service restaurants .....	221	373	1 865	10	1		5	3	1				
81	Other services (except public administration) .....	101	345	1 453	28	22	4	2						
99	Unclassified establishments .....	(A)	(D)	(D)	1	1								
<b>LEE</b>														
	<b>Total</b> .....	<b>1 906</b>	<b>5 674</b>	<b>24 794</b>	<b>111</b>	<b>56</b>	<b>27</b>	<b>14</b>	<b>8</b>	<b>1</b>	<b>3</b>	<b>2</b>		
21	Mining .....	(A)	(D)	(D)	3	1	2							
22	Utilities .....	(A)	(D)	(D)	1	1								
23	Construction .....	55	266	1 778	10	6	2	1	1					
31-33	Manufacturing .....	135	517	2 304	6	3	1		1		1			
339	Miscellaneous mfg .....	(C)	(D)	(D)	1						1			
3391	Medical equipment & supplies mfg .....	(C)	(D)	(D)	1						1			
33911	Medical equipment & supplies mfg .....	(C)	(D)	(D)	1						1			
42	Wholesale trade .....	(A)	(D)	(D)	2	1	1							
44-45	Retail trade .....	231	873	3 736	25	10	6	6	3					
48-49	Transportation & warehousing .....	30	155	630	3		2	1						
51	Information .....	306	676	2 337	5	3	1					1		
514	Information & data processing services .....	(E)	(D)	(D)	1							1		
5142	Data processing services .....	(E)	(D)	(D)	1							1		
51421	Data processing services .....	(E)	(D)	(D)	1							1		
52	Finance & insurance .....	64	424	2 092	4	1	2		1					
53	Real estate & rental & leasing .....	10	22	90	5	5								
54	Professional, scientific & technical services .....	11	16	89	6	6								

Note: Employment-size classes are indicated as follows: A—0 to 19; B—20 to 99; C—100 to 249; E—250 to 499; F—500 to 999; G—1,000 to 2,499; H—2,500 to 4,999; I—5,000 to 9,999; J—10,000 to 24,999; K—25,000 to 49,999; L—50,000 to 99,999; M—100,000 or more.

**Table 6. Counties—Employees, Payroll, and Establishments by Industry: 1999—Con.**

[Excludes most government employees, railroad employees, and self-employed persons. Size class 1 to 4 includes establishments with payroll, but no employees, during mid-March pay period. (D) denotes figures withheld to avoid disclosing data for individual companies; the data are included in broader industry totals. Detailed industries with 100 or more employees are shown if industry was not a (D). For explanation of terms, abbreviations, and data reliability/comparability, see introductory text]

NAICS code	Industry	Number of employees for week including March 12	Payroll (\$1,000)		Total number of establishments	Number of establishments by employment-size class									
			First quarter	Annual		1 to 4	5 to 9	10 to 19	20 to 49	50 to 99	100 to 249	250 to 499	500 to 999	1,000 or more	
<b>LEE—Con.</b>															
55	Management of companies & enterprises	(A)	(D)	(D)	1	-	-	1	-	-	-	-	-	-	
56	Admin, support, waste mgt, remediation services	(C)	(D)	(D)	2	-	-	1	-	-	1	-	-	-	
561	Administrative & support services	(C)	(D)	(D)	2	-	-	1	-	-	1	-	-	-	
5612	Facilities support services	(C)	(D)	(D)	2	-	-	1	-	-	1	-	-	-	
56121	Facilities support services	(C)	(D)	(D)	2	-	-	1	-	-	1	-	-	-	
61	Educational services	(A)	(D)	(D)	2	2	-	-	-	-	-	-	-	-	
62	Health care and social assistance	755	1 560	6 475	18	8	5	2	-	1	1	1	-	-	
623	Nursing & residential care facilities	(C)	(D)	(D)	3	2	-	-	-	-	1	-	-	-	
6231	Nursing care facilities	(C)	(D)	(D)	1	-	-	-	-	-	1	-	-	-	
62311	Nursing care facilities	(C)	(D)	(D)	1	-	-	-	-	-	1	-	-	-	
624	Social assistance	(F)	(D)	(D)	7	3	2	-	-	1	-	1	-	-	
6243	Vocational rehabilitation services	(F)	(D)	(D)	2	-	-	-	-	1	-	1	-	-	
62431	Vocational rehabilitation services	(F)	(D)	(D)	2	-	-	-	-	1	-	1	-	-	
72	Accommodation & food services	90	160	693	8	2	3	1	2	-	-	-	-	-	
81	Other services (except public administration)	34	126	510	8	5	2	1	-	-	-	-	-	-	
95	Auxiliaries (exc corporate, subsidiary & regional mgt)	(A)	(D)	(D)	1	1	-	-	-	-	-	-	-	-	
99	Unclassified establishments	(A)	(D)	(D)	1	1	-	-	-	-	-	-	-	-	
<b>LESLIE</b>															
	Total	1 527	8 843	35 092	134	84	23	13	9	2	2	1	-	-	
11	Forestry, fishing, hunting, and agriculture support	38	132	572	8	5	2	1	-	-	-	-	-	-	
21	Mining	420	3 594	13 405	5	1	-	1	1	-	2	-	-	-	
212	Mining (except oil & gas)	(E)	(D)	(D)	4	1	-	1	-	-	2	-	-	-	
2121	Coal mining	(E)	(D)	(D)	3	-	-	1	-	-	2	-	-	-	
21211	Coal mining	(E)	(D)	(D)	3	-	-	1	-	-	2	-	-	-	
23	Construction	17	65	314	5	4	1	-	-	-	-	-	-	-	
31-33	Manufacturing	(A)	(D)	(D)	1	1	-	-	-	-	-	-	-	-	
42	Wholesale trade	(A)	(D)	(D)	1	1	-	-	-	-	-	-	-	-	
44-45	Retail trade	193	627	2 890	35	21	8	4	2	-	-	-	-	-	
48-49	Transportation & warehousing	89	376	1 538	24	20	2	-	2	-	-	-	-	-	
51	Information	(B)	(D)	(D)	1	-	-	-	1	-	-	-	-	-	
52	Finance & insurance	(B)	(D)	(D)	6	3	2	-	-	1	-	-	-	-	
53	Real estate & rental & leasing	(B)	(D)	(D)	3	2	-	1	-	-	-	-	-	-	
54	Professional, scientific & technical services	(B)	(D)	(D)	10	8	1	1	-	-	-	-	-	-	
55	Management of companies & enterprises	(A)	(D)	(D)	1	-	-	1	-	-	-	-	-	-	
56	Admin, support, waste mgt, remediation services	(A)	(D)	(D)	2	1	1	-	-	-	-	-	-	-	
61	Educational services	(B)	(D)	(D)	1	-	-	-	1	-	-	-	-	-	
62	Health care and social assistance	460	2 616	10 098	12	3	4	2	1	1	-	1	-	-	
622	Hospitals	(E)	(D)	(D)	1	-	-	-	-	-	-	1	-	-	
6221	General medical & surgical hospitals	(E)	(D)	(D)	1	-	-	-	-	-	-	1	-	-	
62211	General medical & surgical hospitals	(E)	(D)	(D)	1	-	-	-	-	-	-	1	-	-	
72	Accommodation & food services	62	127	491	5	2	-	2	1	-	-	-	-	-	
81	Other services (except public administration)	23	80	351	13	11	2	-	-	-	-	-	-	-	
99	Unclassified establishments	(A)	(D)	(D)	1	1	-	-	-	-	-	-	-	-	
<b>LETCHER</b>															
	Total	4 997	29 310	125 119	424	214	107	48	39	9	6	1	-	-	
11	Forestry, fishing, hunting, and agriculture support	(A)	(D)	(D)	4	3	1	-	-	-	-	-	-	-	
21	Mining	(G)	(D)	(D)	26	4	1	4	10	4	3	-	-	-	
212	Mining (except oil & gas)	(G)	(D)	(D)	25	4	-	4	10	4	3	-	-	-	
2121	Coal mining	1 213	11 729	46 331	23	4	-	3	10	3	3	-	-	-	
21211	Coal mining	1 213	11 729	46 331	23	4	-	3	10	3	3	-	-	-	
212111	Bituminous coal & lignite surface mining	436	3 863	15 554	15	3	-	2	9	1	-	-	-	-	
212112	Bituminous coal underground mining	777	7 866	30 777	8	1	-	1	1	2	3	-	-	-	
2123	Nonmetallic mineral mining & quarrying	(C)	(D)	(D)	2	-	-	1	-	1	-	-	-	-	
21231	Stone mining & quarrying	(C)	(D)	(D)	2	-	-	1	-	1	-	-	-	-	
22	Utilities	(A)	(D)	(D)	1	-	-	1	-	-	-	-	-	-	
23	Construction	228	1 003	4 527	31	18	6	3	4	-	-	-	-	-	
233	Building, developing & general contracting	(C)	(D)	(D)	7	1	3	1	2	-	-	-	-	-	
235	Special trade contractors	126	585	2 647	22	15	3	2	2	-	-	-	-	-	

Note: Employment-size classes are indicated as follows: A—0 to 19; B—20 to 99; C—100 to 249; E—250 to 499; F—500 to 999; G—1,000 to 2,499; H—2,500 to 4,999; I—5,000 to 9,999; J—10,000 to 24,999; K—25,000 to 49,999; L—50,000 to 99,999; M—100,000 or more.

**Table 6. Counties—Employees, Payroll, and Establishments by Industry: 1999—Con.**

[Excludes most government employees, railroad employees, and self-employed persons. Size class 1 to 4 includes establishments with payroll, but no employees, during mid-March pay period. (D) denotes figures withheld to avoid disclosing data for individual companies; the data are included in broader industry totals. Detailed industries with 100 or more employees are shown if industry was not a (D). For explanation of terms, abbreviations, and data reliability/comparability, see introductory text]

NAICS code	Industry	Number of employees for week including March 12	Payroll (\$1,000)		Total number of establishments	Number of establishments by employment-size class									
			First quarter	Annual		1 to 4	5 to 9	10 to 19	20 to 49	50 to 99	100 to 249	250 to 499	500 to 999	1,000 or more	
<b>LETCHER—Con.</b>															
31-33	<b>Manufacturing</b> .....	113	562	2 251	9	5	—	3	—	1	—	—	—	—	
42	<b>Wholesale trade</b> .....	412	1 358	6 095	13	5	3	2	2	—	—	1	—	—	
422	Wholesale trade, nondurable goods .....	(E)	(D)	(D)	3	—	—	2	—	—	—	1	—	—	
4227	Petroleum & petroleum products whse .....	(E)	(D)	(D)	2	—	—	1	—	—	—	1	—	—	
42271	Petroleum bulk stations & terminals .....	(E)	(D)	(D)	2	—	—	1	—	—	—	1	—	—	
44-45	<b>Retail trade</b> .....	727	2 386	10 459	90	45	30	10	3	1	1	—	—	—	
445	Food & beverage stores .....	206	529	2 245	13	5	2	3	2	1	—	—	—	—	
4451	Grocery stores .....	(C)	(D)	(D)	12	4	2	3	2	1	—	—	—	—	
44511	Grocery (except convenience) stores .....	(C)	(D)	(D)	11	4	2	2	2	1	—	—	—	—	
446	Health & personal care stores .....	101	436	1 964	11	1	6	4	—	—	—	—	—	—	
4461	Health & personal care stores .....	101	436	1 964	11	1	6	4	—	—	—	—	—	—	
452	General merchandise stores .....	176	563	2 263	8	3	4	—	—	—	1	—	—	—	
4521	Department stores .....	(C)	(D)	(D)	1	—	—	—	—	—	1	—	—	—	
45211	Department stores .....	(C)	(D)	(D)	1	—	—	—	—	—	1	—	—	—	
48-49	<b>Transportation &amp; warehousing</b> .....	325	1 471	5 994	71	45	17	7	2	—	—	—	—	—	
484	Truck transportation .....	(E)	(D)	(D)	70	44	17	7	2	—	—	—	—	—	
4842	Specialized freight trucking .....	258	1 162	4 575	59	39	13	5	2	—	—	—	—	—	
48422	Specialized freight (exc used) trucking, local ..	237	1 085	4 325	51	33	11	5	2	—	—	—	—	—	
484220	Specialized freight (exc used) trucking, local ..	237	1 085	4 325	51	33	11	5	2	—	—	—	—	—	
51	<b>Information</b> .....	106	375	1 959	10	2	4	2	2	—	—	—	—	—	
52	<b>Finance &amp; insurance</b> .....	151	822	3 248	23	11	9	2	1	—	—	—	—	—	
522	Credit intermediation & related activities .....	117	624	2 542	14	5	7	1	1	—	—	—	—	—	
5221	Depository credit intermediation .....	(C)	(D)	(D)	11	3	6	1	1	—	—	—	—	—	
52211	Commercial banking .....	108	572	2 280	10	2	6	1	1	—	—	—	—	—	
522110	Commercial banking .....	108	572	2 280	10	2	6	1	1	—	—	—	—	—	
53	<b>Real estate &amp; rental &amp; leasing</b> .....	14	48	195	3	2	1	—	—	—	—	—	—	—	
54	<b>Professional, scientific &amp; technical services</b> .....	174	982	4 316	29	18	7	2	2	—	—	—	—	—	
541	Professional, scientific & technical services .....	174	982	4 316	29	18	7	2	2	—	—	—	—	—	
5413	Architectural, engineering & related services ...	114	736	3 322	7	1	2	2	2	—	—	—	—	—	
55	<b>Management of companies &amp; enterprises</b> ..	89	789	2 646	3	—	1	—	1	1	—	—	—	—	
56	<b>Admin, support, waste mgt, remediation services</b> .....	23	38	482	8	6	2	—	—	—	—	—	—	—	
62	<b>Health care and social assistance</b> .....	737	5 231	25 243	40	18	11	3	5	1	2	—	—	—	
621	Ambulatory health care services .....	303	2 304	11 853	28	13	8	2	4	1	—	—	—	—	
6214	Outpatient care centers .....	(C)	(D)	(D)	5	3	1	—	—	1	—	—	—	—	
62149	Other outpatient care centers .....	(C)	(D)	(D)	4	3	—	—	—	1	—	—	—	—	
622	Hospitals .....	(E)	(D)	(D)	2	—	—	—	—	—	2	—	—	—	
6221	General medical & surgical hospitals .....	(E)	(D)	(D)	2	—	—	—	—	—	2	—	—	—	
62211	General medical & surgical hospitals .....	(E)	(D)	(D)	2	—	—	—	—	—	2	—	—	—	
71	<b>Arts, entertainment &amp; recreation</b> .....	(B)	(D)	(D)	3	—	2	—	1	—	—	—	—	—	
72	<b>Accommodation &amp; food services</b> .....	343	677	3 046	18	2	4	6	5	1	—	—	—	—	
722	Food services & drinking places .....	(E)	(D)	(D)	15	1	4	4	5	1	—	—	—	—	
7222	Limited-service eating places .....	309	623	2 719	14	1	3	4	5	1	—	—	—	—	
72221	Limited-service eating places .....	309	623	2 719	14	1	3	4	5	1	—	—	—	—	
722211	Limited-service restaurants .....	309	623	2 719	14	1	3	4	5	1	—	—	—	—	
81	<b>Other services (except public administration)</b> .....	150	479	1 963	37	26	8	2	1	—	—	—	—	—	
95	<b>Auxiliaries (exc corporate, subsidiary &amp; regional mgt)</b> .....	(A)	(D)	(D)	1	—	—	1	—	—	—	—	—	—	
99	<b>Unclassified establishments</b> .....	3	3	17	4	4	—	—	—	—	—	—	—	—	
<b>LEWIS</b>															
	<b>Total</b> .....	1 477	6 516	28 003	130	72	30	12	11	2	2	1	—	—	
11	<b>Forestry, fishing, hunting, and agriculture support</b> .....	(B)	(D)	(D)	3	2	—	—	1	—	—	—	—	—	
23	<b>Construction</b> .....	78	292	1 680	16	10	3	2	1	—	—	—	—	—	
31-33	<b>Manufacturing</b> .....	730	3 816	16 420	15	3	2	3	4	1	1	1	—	—	
316	Leather & allied product mfg .....	(E)	(D)	(D)	2	—	—	—	—	—	1	1	—	—	
3162	Footwear mfg .....	(E)	(D)	(D)	1	—	—	—	—	—	—	1	—	—	
31621	Footwear mfg .....	(E)	(D)	(D)	1	—	—	—	—	—	—	1	—	—	
3169	Other leather & allied product mfg .....	(C)	(D)	(D)	1	—	—	—	—	—	—	—	—	—	
31699	Other leather & allied product mfg .....	(C)	(D)	(D)	1	—	—	—	—	—	—	—	—	—	
321	Wood product mfg .....	(C)	(D)	(D)	10	2	2	2	4	—	—	—	—	—	
42	<b>Wholesale trade</b> .....	21	112	359	5	3	1	1	—	—	—	—	—	—	

Note: Employment-size classes are indicated as follows: A—0 to 19; B—20 to 99; C—100 to 249; E—250 to 499; F—500 to 999; G—1,000 to 2,499; H—2,500 to 4,999; I—5,000 to 9,999; J—10,000 to 24,999; K—25,000 to 49,999; L—50,000 to 99,999; M—100,000 or more.

**Table 6. Counties—Employees, Payroll, and Establishments by Industry: 1999—Con.**

[Excludes most government employees, railroad employees, and self-employed persons. Size class 1 to 4 includes establishments with payroll, but no employees, during mid-March pay period. (D) denotes figures withheld to avoid disclosing data for individual companies; the data are included in broader industry totals. Detailed industries with 100 or more employees are shown if industry was not a (D). For explanation of terms, abbreviations, and data reliability/comparability, see introductory text]

NAICS code	Industry	Number of employees for week including March 12	Payroll (\$1,000)		Total number of establishments	Number of establishments by employment-size class								
			First quarter	Annual		1 to 4	5 to 9	10 to 19	20 to 49	50 to 99	100 to 249	250 to 499	500 to 999	1,000 or more
<b>LEWIS—Con.</b>														
<b>44-45</b>	<b>Retail trade</b> .....	<b>239</b>	<b>555</b>	<b>2 470</b>	<b>35</b>	<b>23</b>	<b>5</b>	<b>3</b>	<b>3</b>	<b>1</b>	—	—	—	—
447	Gasoline stations .....	122	229	943	10	6	1	1	1	1	—	—	—	—
4471	Gasoline stations .....	122	229	943	10	6	1	1	1	1	—	—	—	—
44711	Gasoline stations with convenience stores .....	112	204	840	6	2	1	1	1	1	—	—	—	—
447110	Gasoline stations with convenience stores .....	112	204	840	6	2	1	1	1	1	—	—	—	—
<b>48-49</b>	<b>Transportation &amp; warehousing</b> .....	<b>17</b>	<b>70</b>	<b>359</b>	<b>3</b>	<b>1</b>	<b>2</b>	—	—	—	—	—	—	—
<b>51</b>	<b>Information</b> .....	<b>12</b>	<b>47</b>	<b>194</b>	<b>3</b>	<b>1</b>	<b>2</b>	—	—	—	—	—	—	—
<b>52</b>	<b>Finance &amp; insurance</b> .....	<b>96</b>	<b>547</b>	<b>1 973</b>	<b>12</b>	<b>6</b>	<b>3</b>	<b>2</b>	<b>1</b>	—	—	—	—	—
<b>53</b>	<b>Real estate &amp; rental &amp; leasing</b> .....	<b>(A)</b>	<b>(D)</b>	<b>(D)</b>	<b>3</b>	<b>2</b>	<b>1</b>	—	—	—	—	—	—	—
<b>54</b>	<b>Professional, scientific &amp; technical services</b> .....	<b>30</b>	<b>122</b>	<b>425</b>	<b>7</b>	<b>5</b>	<b>1</b>	<b>1</b>	—	—	—	—	—	—
<b>55</b>	<b>Management of companies &amp; enterprises</b> .....	<b>(A)</b>	<b>(D)</b>	<b>(D)</b>	<b>1</b>	—	<b>1</b>	—	—	—	—	—	—	—
<b>61</b>	<b>Educational services</b> .....	<b>(A)</b>	<b>(D)</b>	<b>(D)</b>	<b>1</b>	—	<b>1</b>	—	—	—	—	—	—	—
<b>62</b>	<b>Health care and social assistance</b> .....	<b>169</b>	<b>759</b>	<b>3 307</b>	<b>11</b>	<b>4</b>	<b>5</b>	—	<b>1</b>	—	<b>1</b>	—	—	—
623	Nursing & residential care facilities .....	(C)	(D)	(D)	1	—	—	—	—	—	<b>1</b>	—	—	—
6231	Nursing care facilities .....	(C)	(D)	(D)	1	—	—	—	—	—	<b>1</b>	—	—	—
62311	Nursing care facilities .....	(C)	(D)	(D)	1	—	—	—	—	—	<b>1</b>	—	—	—
<b>72</b>	<b>Accommodation &amp; food services</b> .....	<b>29</b>	<b>43</b>	<b>190</b>	<b>8</b>	<b>5</b>	<b>3</b>	—	—	—	—	—	—	—
<b>81</b>	<b>Other services (except public administration)</b> .....	<b>8</b>	<b>17</b>	<b>52</b>	<b>5</b>	<b>5</b>	—	—	—	—	—	—	—	—
<b>99</b>	<b>Unclassified establishments</b> .....	<b>(A)</b>	<b>(D)</b>	<b>(D)</b>	<b>2</b>	<b>2</b>	—	—	—	—	—	—	—	—
<b>LINCOLN</b>														
	<b>Total</b> .....	<b>2 828</b>	<b>12 531</b>	<b>53 316</b>	<b>290</b>	<b>169</b>	<b>69</b>	<b>30</b>	<b>14</b>	<b>4</b>	<b>3</b>	<b>1</b>	—	—
<b>11</b>	<b>Forestry, fishing, hunting, and agriculture support</b> .....	<b>(A)</b>	<b>(D)</b>	<b>(D)</b>	<b>2</b>	<b>2</b>	—	—	—	—	—	—	—	—
<b>22</b>	<b>Utilities</b> .....	<b>(A)</b>	<b>(D)</b>	<b>(D)</b>	<b>2</b>	<b>2</b>	—	—	—	—	—	—	—	—
<b>23</b>	<b>Construction</b> .....	<b>156</b>	<b>588</b>	<b>3 839</b>	<b>40</b>	<b>28</b>	<b>9</b>	<b>3</b>	—	—	—	—	—	—
<b>31-33</b>	<b>Manufacturing</b> .....	<b>805</b>	<b>3 835</b>	<b>16 293</b>	<b>15</b>	<b>4</b>	<b>2</b>	<b>1</b>	<b>5</b>	<b>1</b>	<b>1</b>	<b>1</b>	—	—
336	Transportation equipment mfg .....	(E)	(D)	(D)	1	—	—	—	—	—	—	<b>1</b>	—	—
3363	Motor vehicle parts mfg .....	(E)	(D)	(D)	1	—	—	—	—	—	—	<b>1</b>	—	—
33634	Motor vehicle brake system mfg .....	(E)	(D)	(D)	1	—	—	—	—	—	—	<b>1</b>	—	—
339	Miscellaneous mfg .....	(C)	(D)	(D)	1	—	—	—	—	—	<b>1</b>	—	—	—
3399	Other miscellaneous mfg .....	(C)	(D)	(D)	1	—	—	—	—	—	<b>1</b>	—	—	—
33993	Doll, toy & game mfg .....	(C)	(D)	(D)	1	—	—	—	—	—	<b>1</b>	—	—	—
<b>42</b>	<b>Wholesale trade</b> .....	<b>61</b>	<b>225</b>	<b>1 100</b>	<b>15</b>	<b>10</b>	<b>4</b>	<b>1</b>	—	—	—	—	—	—
<b>44-45</b>	<b>Retail trade</b> .....	<b>485</b>	<b>1 967</b>	<b>8 132</b>	<b>68</b>	<b>35</b>	<b>21</b>	<b>9</b>	<b>2</b>	<b>1</b>	—	—	—	—
445	Food & beverage stores .....	123	479	1 880	13	4	5	2	2	—	—	—	—	—
4451	Grocery stores .....	123	479	1 880	13	4	5	2	2	—	—	—	—	—
452	General merchandise stores .....	113	420	1 666	6	2	3	—	—	<b>1</b>	—	—	—	—
<b>48-49</b>	<b>Transportation &amp; warehousing</b> .....	<b>38</b>	<b>263</b>	<b>1 082</b>	<b>9</b>	<b>5</b>	<b>3</b>	<b>1</b>	—	—	—	—	—	—
<b>51</b>	<b>Information</b> .....	<b>34</b>	<b>96</b>	<b>437</b>	<b>5</b>	<b>2</b>	<b>2</b>	<b>1</b>	—	—	—	—	—	—
<b>52</b>	<b>Finance &amp; insurance</b> .....	<b>282</b>	<b>2 153</b>	<b>7 897</b>	<b>15</b>	<b>7</b>	<b>6</b>	—	<b>1</b>	—	<b>1</b>	—	—	—
522	Credit intermediation & related activities .....	(E)	(D)	(D)	8	3	3	—	<b>1</b>	—	<b>1</b>	—	—	—
5221	Depository credit intermediation .....	(C)	(D)	(D)	4	1	1	—	<b>1</b>	—	<b>1</b>	—	—	—
52211	Commercial banking .....	(C)	(D)	(D)	4	1	1	—	<b>1</b>	—	<b>1</b>	—	—	—
<b>53</b>	<b>Real estate &amp; rental &amp; leasing</b> .....	<b>(A)</b>	<b>(D)</b>	<b>(D)</b>	<b>5</b>	<b>5</b>	—	—	—	—	—	—	—	—
<b>54</b>	<b>Professional, scientific &amp; technical services</b> .....	<b>91</b>	<b>374</b>	<b>1 890</b>	<b>19</b>	<b>13</b>	<b>4</b>	<b>1</b>	<b>1</b>	—	—	—	—	—
<b>56</b>	<b>Admin, support, waste mgt, remediation services</b> .....	<b>18</b>	<b>121</b>	<b>682</b>	<b>7</b>	<b>5</b>	<b>2</b>	—	—	—	—	—	—	—
<b>61</b>	<b>Educational services</b> .....	<b>(A)</b>	<b>(D)</b>	<b>(D)</b>	<b>1</b>	<b>1</b>	—	—	—	—	—	—	—	—
<b>62</b>	<b>Health care and social assistance</b> .....	<b>494</b>	<b>2 112</b>	<b>8 542</b>	<b>25</b>	<b>8</b>	<b>6</b>	<b>7</b>	<b>2</b>	<b>1</b>	<b>1</b>	—	—	—
621	Ambulatory health care services .....	148	743	3 096	16	5	5	4	2	—	—	—	—	—
622	Hospitals .....	(C)	(D)	(D)	1	—	—	—	—	—	<b>1</b>	—	—	—
6221	General medical & surgical hospitals .....	(C)	(D)	(D)	1	—	—	—	—	—	<b>1</b>	—	—	—
62211	General medical & surgical hospitals .....	(C)	(D)	(D)	1	—	—	—	—	—	<b>1</b>	—	—	—
623	Nursing & residential care facilities .....	(C)	(D)	(D)	2	—	—	<b>1</b>	—	<b>1</b>	—	—	—	—
<b>71</b>	<b>Arts, entertainment &amp; recreation</b> .....	<b>(B)</b>	<b>(D)</b>	<b>(D)</b>	<b>1</b>	—	—	—	<b>1</b>	—	—	—	—	—
<b>72</b>	<b>Accommodation &amp; food services</b> .....	<b>200</b>	<b>369</b>	<b>1 592</b>	<b>14</b>	<b>4</b>	<b>2</b>	<b>5</b>	<b>2</b>	<b>1</b>	—	—	—	—
722	Food services & drinking places .....	200	369	1 592	14	4	2	5	2	1	—	—	—	—
7221	Full-service restaurants .....	126	192	788	7	2	1	2	1	1	—	—	—	—
72211	Full-service restaurants .....	126	192	788	7	2	1	2	1	1	—	—	—	—
722110	Full-service restaurants .....	126	192	788	7	2	1	2	1	1	—	—	—	—
<b>81</b>	<b>Other services (except public administration)</b> .....	<b>109</b>	<b>294</b>	<b>1 188</b>	<b>42</b>	<b>34</b>	<b>8</b>	—	—	—	—	—	—	—
<b>95</b>	<b>Auxiliaries (exc corporate, subsidiary &amp; regional mgt)</b> .....	<b>(A)</b>	<b>(D)</b>	<b>(D)</b>	<b>1</b>	—	—	<b>1</b>	—	—	—	—	—	—

Note: Employment-size classes are indicated as follows: A—0 to 19; B—20 to 99; C—100 to 249; E—250 to 499; F—500 to 999; G—1,000 to 2,499; H—2,500 to 4,999; I—5,000 to 9,999; J—10,000 to 24,999; K—25,000 to 49,999; L—50,000 to 99,999; M—100,000 or more.

**Table 6. Counties—Employees, Payroll, and Establishments by Industry: 1999—Con.**

[Excludes most government employees, railroad employees, and self-employed persons. Size class 1 to 4 includes establishments with payroll, but no employees, during mid-March pay period. (D) denotes figures withheld to avoid disclosing data for individual companies; the data are included in broader industry totals. Detailed industries with 100 or more employees are shown if industry was not a (D). For explanation of terms, abbreviations, and data reliability/comparability, see introductory text]

NAICS code	Industry	Number of employees for week including March 12	Payroll (\$1,000)		Total number of establishments	Number of establishments by employment-size class								
			First quarter	Annual		1 to 4	5 to 9	10 to 19	20 to 49	50 to 99	100 to 249	250 to 499	500 to 999	1,000 or more
<b>LINCOLN—Con.</b>														
99	Unclassified establishments .....	6	9	29	4	4	-	-	-	-	-	-	-	-
<b>LIVINGSTON</b>														
	<b>Total .....</b>	<b>1 826</b>	<b>10 399</b>	<b>46 997</b>	<b>149</b>	<b>96</b>	<b>18</b>	<b>19</b>	<b>8</b>	<b>3</b>	<b>5</b>	-	-	-
21	Mining .....	378	3 573	14 607	4	1	-	-	1	-	2	-	-	-
212	Mining (except oil & gas) .....	378	3 573	14 607	4	1	-	-	1	-	2	-	-	-
2123	Nonmetallic mineral mining & quarrying .....	378	3 573	14 607	4	1	-	-	1	-	2	-	-	-
21231	Stone mining & quarrying .....	(E)	(D)	(D)	3	-	-	-	1	-	2	-	-	-
23	Construction .....	132	681	4 959	13	10	1	1	-	1	-	-	-	-
234	Heavy construction .....	101	459	4 047	5	3	1	-	-	1	-	-	-	-
31-33	Manufacturing .....	101	480	1 915	10	6	-	2	2	-	-	-	-	-
42	Wholesale trade .....	40	217	984	4	2	-	2	-	-	-	-	-	-
44-45	Retail trade .....	201	545	2 598	29	16	4	8	1	-	-	-	-	-
48-49	Transportation & warehousing .....	113	1 065	4 556	10	8	-	1	1	-	-	-	-	-
51	Information .....	(A)	(D)	(D)	1	-	1	-	-	-	-	-	-	-
52	Finance & insurance .....	(B)	(D)	(D)	8	5	2	1	-	-	-	-	-	-
53	Real estate & rental & leasing .....	(A)	(D)	(D)	1	1	-	-	-	-	-	-	-	-
54	Professional, scientific & technical services .....	23	104	522	8	7	1	-	-	-	-	-	-	-
56	Admin, support, waste mgt, remediation services .....	(A)	(D)	(D)	4	4	-	-	-	-	-	-	-	-
61	Educational services .....	(A)	(D)	(D)	2	2	-	-	-	-	-	-	-	-
62	Health care and social assistance .....	339	1 632	6 852	14	5	3	3	1	-	2	-	-	-
622	Hospitals .....	(C)	(D)	(D)	1	-	-	-	-	-	1	-	-	-
6221	General medical & surgical hospitals .....	(C)	(D)	(D)	1	-	-	-	-	-	1	-	-	-
62211	General medical & surgical hospitals .....	(C)	(D)	(D)	1	-	-	-	-	-	1	-	-	-
623	Nursing & residential care facilities .....	(C)	(D)	(D)	2	-	-	-	1	-	1	-	-	-
6231	Nursing care facilities .....	(C)	(D)	(D)	2	-	-	-	1	-	1	-	-	-
62311	Nursing care facilities .....	(C)	(D)	(D)	2	-	-	-	1	-	1	-	-	-
71	Arts, entertainment & recreation .....	80	324	1 774	4	1	-	2	1	-	-	-	-	-
72	Accommodation & food services .....	246	573	3 434	12	9	1	-	1	-	1	-	-	-
722	Food services & drinking places .....	(C)	(D)	(D)	10	7	1	-	1	-	1	-	-	-
7221	Full-service restaurants .....	228	514	3 161	6	4	-	-	1	-	1	-	-	-
72211	Full-service restaurants .....	228	514	3 161	6	4	-	-	1	-	1	-	-	-
722110	Full-service restaurants .....	228	514	3 161	6	4	-	-	1	-	1	-	-	-
81	Other services (except public administration) .....	59	119	536	23	18	5	-	-	-	-	-	-	-
95	Auxiliaries (exc corporate, subsidiary & regional mgt) .....	(B)	(D)	(D)	1	-	-	-	-	1	-	-	-	-
99	Unclassified establishments .....	(A)	(D)	(D)	1	1	-	-	-	-	-	-	-	-
<b>LOGAN</b>														
	<b>Total .....</b>	<b>8 395</b>	<b>50 557</b>	<b>209 451</b>	<b>518</b>	<b>291</b>	<b>103</b>	<b>59</b>	<b>43</b>	<b>10</b>	<b>6</b>	<b>3</b>	<b>3</b>	-
11	Forestry, fishing, hunting, and agriculture support .....	(B)	(D)	(D)	2	-	-	2	-	-	-	-	-	-
21	Mining .....	(B)	(D)	(D)	2	1	-	-	1	-	-	-	-	-
22	Utilities .....	(B)	(D)	(D)	2	1	-	-	1	-	-	-	-	-
23	Construction .....	204	1 010	5 312	45	39	2	1	2	1	-	-	-	-
235	Special trade contractors .....	129	571	2 843	32	27	2	1	2	-	-	-	-	-
31-33	Manufacturing .....	4 625	33 877	140 320	44	8	5	10	8	4	3	3	3	-
315	Apparel manufacturing .....	(G)	(D)	(D)	4	-	-	-	-	-	2	2	-	-
3151	Apparel knitting mills .....	(E)	(D)	(D)	2	-	-	-	-	-	1	1	-	-
31511	Hosiery & sock mills .....	(E)	(D)	(D)	2	-	-	-	-	-	1	1	-	-
3152	Cut & sew apparel mfg .....	(F)	(D)	(D)	2	-	-	-	-	-	1	1	-	-
31522	Men's, boys' cut & sew apparel mfg .....	(F)	(D)	(D)	2	-	-	-	-	-	1	1	-	-
321	Wood product mfg .....	121	541	2 821	6	-	2	1	3	-	-	-	-	-
326	Plastics & rubber products mfg .....	(F)	(D)	(D)	3	-	-	1	-	1	-	-	1	-
3261	Plastics product mfg .....	(F)	(D)	(D)	3	-	-	1	-	1	-	-	1	-
32615	Foam product (exc polystyrene) mfg .....	(F)	(D)	(D)	1	-	-	-	-	-	-	-	1	-
331	Primary metal mfg .....	(G)	(D)	(D)	2	-	-	-	-	-	-	1	1	-
3313	Alumina & aluminum production & processing ..	(F)	(D)	(D)	1	-	-	-	-	-	-	-	1	-
33131	Alumina & aluminum production & processing .....	(F)	(D)	(D)	1	-	-	-	-	-	-	-	1	-
3315	Foundries .....	(E)	(D)	(D)	1	-	-	-	-	-	-	1	-	-
33152	Nonferrous metal foundries .....	(E)	(D)	(D)	1	-	-	-	-	-	-	1	-	-
332	Fabricated metal product mfg .....	166	1 378	5 398	10	5	1	2	1	1	-	-	-	-
3323	Architectural & structural metals mfg .....	(C)	(D)	(D)	3	1	-	1	-	1	-	-	-	-

Note: Employment-size classes are indicated as follows: A—0 to 19; B—20 to 99; C—100 to 249; E—250 to 499; F—500 to 999; G—1,000 to 2,499; H—2,500 to 4,999; I—5,000 to 9,999; J—10,000 to 24,999; K—25,000 to 49,999; L—50,000 to 99,999; M—100,000 or more.

**Table 6. Counties—Employees, Payroll, and Establishments by Industry: 1999—Con.**

[Excludes most government employees, railroad employees, and self-employed persons. Size class 1 to 4 includes establishments with payroll, but no employees, during mid-March pay period. (D) denotes figures withheld to avoid disclosing data for individual companies; the data are included in broader industry totals. Detailed industries with 100 or more employees are shown if industry was not a (D). For explanation of terms, abbreviations, and data reliability/comparability, see introductory text]

NAICS code	Industry	Number of employees for week including March 12	Payroll (\$1,000)		Total number of establishments	Number of establishments by employment-size class									
			First quarter	Annual		1 to 4	5 to 9	10 to 19	20 to 49	50 to 99	100 to 249	250 to 499	500 to 999	1,000 or more	
<b>LOGAN—Con.</b>															
<b>31-33</b>	<b>Manufacturing—Con.</b>														
333	Machinery mfg . . . . .	144	752	3 621	3	—	—	2	—	—	1	—	—	—	
3331	Ag, construction & mining machinery mfg . . . . .	(C)	(D)	(D)	2	—	—	1	—	—	1	—	—	—	
33311	Agricultural implement mfg . . . . .	(C)	(D)	(D)	2	—	—	1	—	—	1	—	—	—	
335	Electrical equip, appliance & component mfg . . . . .	(F)	(D)	(D)	1	—	—	—	—	—	—	—	1	—	
3353	Electrical equipment mfg . . . . .	(F)	(D)	(D)	1	—	—	—	—	—	—	—	1	—	
33531	Electrical equipment mfg . . . . .	(F)	(D)	(D)	1	—	—	—	—	—	—	—	1	—	
<b>42</b>	<b>Wholesale trade . . . . .</b>	<b>211</b>	<b>1 152</b>	<b>4 430</b>	<b>25</b>	<b>11</b>	<b>6</b>	<b>5</b>	<b>3</b>	—	—	—	—	—	
421	Wholesale trade, durable goods . . . . .	122	816	3 347	16	9	2	3	2	—	—	—	—	—	
<b>44-45</b>	<b>Retail trade . . . . .</b>	<b>950</b>	<b>3 459</b>	<b>14 331</b>	<b>102</b>	<b>44</b>	<b>32</b>	<b>18</b>	<b>7</b>	—	<b>1</b>	—	—	—	
441	Motor vehicle & parts dealers . . . . .	111	465	1 953	16	7	5	4	—	—	—	—	—	—	
4413	Automotive parts, accessories & tire stores . . . . .	(C)	(D)	(D)	14	5	5	4	—	—	—	—	—	—	
444	Bldg material & garden equip & supp dealers . . . . .	126	696	2 824	19	8	6	5	—	—	—	—	—	—	
445	Food & beverage stores . . . . .	221	553	2 412	11	1	1	4	5	—	—	—	—	—	
4451	Grocery stores . . . . .	(C)	(D)	(D)	9	—	—	4	5	—	—	—	—	—	
44511	Grocery (except convenience) stores . . . . .	200	493	2 181	8	—	—	3	5	—	—	—	—	—	
445110	Grocery (except convenience) stores . . . . .	200	493	2 181	8	—	—	3	5	—	—	—	—	—	
447	Gasoline stations . . . . .	109	345	1 436	14	5	7	—	2	—	—	—	—	—	
4471	Gasoline stations . . . . .	109	345	1 436	14	5	7	—	2	—	—	—	—	—	
452	General merchandise stores . . . . .	(C)	(D)	(D)	6	3	2	—	—	—	1	—	—	—	
4521	Department stores . . . . .	(C)	(D)	(D)	1	—	—	—	—	—	1	—	—	—	
45211	Department stores . . . . .	(C)	(D)	(D)	1	—	—	—	—	—	1	—	—	—	
<b>48-49</b>	<b>Transportation &amp; warehousing . . . . .</b>	<b>60</b>	<b>347</b>	<b>1 400</b>	<b>12</b>	<b>6</b>	<b>5</b>	<b>1</b>	—	—	—	—	—	—	
<b>51</b>	<b>Information . . . . .</b>	<b>106</b>	<b>759</b>	<b>3 006</b>	<b>6</b>	<b>2</b>	<b>1</b>	—	<b>3</b>	—	—	—	—	—	
<b>52</b>	<b>Finance &amp; insurance . . . . .</b>	<b>187</b>	<b>1 331</b>	<b>4 900</b>	<b>31</b>	<b>20</b>	<b>7</b>	<b>1</b>	<b>3</b>	—	—	—	—	—	
522	Credit intermediation & related activities . . . . .	157	1 126	4 004	21	11	6	1	3	—	—	—	—	—	
5221	Depository credit intermediation . . . . .	(C)	(D)	(D)	13	4	5	1	3	—	—	—	—	—	
52211	Commercial banking . . . . .	129	912	3 230	12	3	5	1	3	—	—	—	—	—	
522110	Commercial banking . . . . .	129	912	3 230	12	3	5	1	3	—	—	—	—	—	
<b>53</b>	<b>Real estate &amp; rental &amp; leasing . . . . .</b>	<b>36</b>	<b>181</b>	<b>870</b>	<b>16</b>	<b>14</b>	<b>2</b>	—	—	—	—	—	—	—	
<b>54</b>	<b>Professional, scientific &amp; technical services . . . . .</b>	<b>119</b>	<b>559</b>	<b>2 372</b>	<b>26</b>	<b>19</b>	<b>4</b>	<b>2</b>	<b>1</b>	—	—	—	—	—	
541	Professional, scientific & technical services . . . . .	119	559	2 372	26	19	4	2	1	—	—	—	—	—	
<b>55</b>	<b>Management of companies &amp; enterprises . . . . .</b>	<b>(B)</b>	<b>(D)</b>	<b>(D)</b>	<b>1</b>	—	—	—	<b>1</b>	—	—	—	—	—	
<b>56</b>	<b>Admin, support, waste mgt, remediation services . . . . .</b>	<b>348</b>	<b>2 090</b>	<b>8 837</b>	<b>21</b>	<b>11</b>	<b>4</b>	<b>1</b>	<b>1</b>	<b>4</b>	—	—	—	—	
561	Administrative & support services . . . . .	(E)	(D)	(D)	19	11	3	1	1	3	—	—	—	—	
5613	Employment services . . . . .	(C)	(D)	(D)	2	—	—	—	—	2	—	—	—	—	
<b>61</b>	<b>Educational services . . . . .</b>	<b>14</b>	<b>30</b>	<b>117</b>	<b>5</b>	<b>4</b>	<b>1</b>	—	—	—	—	—	—	—	
<b>62</b>	<b>Health care and social assistance . . . . .</b>	<b>652</b>	<b>3 122</b>	<b>12 839</b>	<b>48</b>	<b>29</b>	<b>10</b>	<b>3</b>	<b>3</b>	<b>1</b>	<b>2</b>	—	—	—	
621	Ambulatory health care services . . . . .	222	1 046	4 451	34	21	7	3	3	—	—	—	—	—	
6211	Offices of physicians . . . . .	102	545	2 267	13	6	4	2	1	—	—	—	—	—	
62111	Offices of physicians . . . . .	102	545	2 267	13	6	4	2	1	—	—	—	—	—	
621111	Offices of physicians (exc mental health) . . . . .	102	545	2 267	13	6	4	2	1	—	—	—	—	—	
622	Hospitals . . . . .	(C)	(D)	(D)	1	—	—	—	—	—	1	—	—	—	
6221	General medical & surgical hospitals . . . . .	(C)	(D)	(D)	1	—	—	—	—	—	1	—	—	—	
62211	General medical & surgical hospitals . . . . .	(C)	(D)	(D)	1	—	—	—	—	—	1	—	—	—	
623	Nursing & residential care facilities . . . . .	(C)	(D)	(D)	4	1	1	—	—	1	1	—	—	—	
6231	Nursing care facilities . . . . .	(C)	(D)	(D)	2	—	—	—	—	1	1	—	—	—	
62311	Nursing care facilities . . . . .	(C)	(D)	(D)	2	—	—	—	—	1	1	—	—	—	
<b>71</b>	<b>Arts, entertainment &amp; recreation . . . . .</b>	<b>76</b>	<b>135</b>	<b>644</b>	<b>8</b>	<b>2</b>	<b>3</b>	<b>3</b>	—	—	—	—	—	—	
<b>72</b>	<b>Accommodation &amp; food services . . . . .</b>	<b>406</b>	<b>698</b>	<b>2 971</b>	<b>30</b>	<b>11</b>	<b>4</b>	<b>7</b>	<b>8</b>	—	—	—	—	—	
722	Food services & drinking places . . . . .	394	688	2 909	27	9	3	7	8	—	—	—	—	—	
7222	Limited-service eating places . . . . .	259	489	2 104	12	2	1	3	6	—	—	—	—	—	
72221	Limited-service eating places . . . . .	259	489	2 104	12	2	1	3	6	—	—	—	—	—	
722211	Limited-service restaurants . . . . .	259	489	2 104	12	2	1	3	6	—	—	—	—	—	
<b>81</b>	<b>Other services (except public administration) . . . . .</b>	<b>308</b>	<b>1 123</b>	<b>4 435</b>	<b>86</b>	<b>63</b>	<b>17</b>	<b>5</b>	<b>1</b>	—	—	—	—	—	
811	Repair & maintenance . . . . .	116	638	2 360	22	14	4	3	1	—	—	—	—	—	
813	Religious, grantmaking, civic, prof & like organizations . . . . .	151	334	1 396	50	37	11	2	—	—	—	—	—	—	
8131	Religious organizations . . . . .	139	307	1 283	42	29	11	2	—	—	—	—	—	—	
81311	Religious organizations . . . . .	139	307	1 283	42	29	11	2	—	—	—	—	—	—	
813110	Religious organizations . . . . .	139	307	1 283	42	29	11	2	—	—	—	—	—	—	
<b>99</b>	<b>Unclassified establishments . . . . .</b>	<b>—</b>	<b>—</b>	<b>149</b>	<b>6</b>	<b>6</b>	—	—	—	—	—	—	—	—	

Note: Employment-size classes are indicated as follows: A—0 to 19; B—20 to 99; C—100 to 249; E—250 to 499; F—500 to 999; G—1,000 to 2,499; H—2,500 to 4,999; I—5,000 to 9,999; J—10,000 to 24,999; K—25,000 to 49,999; L—50,000 to 99,999; M—100,000 or more.

**Table 6. Counties—Employees, Payroll, and Establishments by Industry: 1999—Con.**

[Excludes most government employees, railroad employees, and self-employed persons. Size class 1 to 4 includes establishments with payroll, but no employees, during mid-March pay period. (D) denotes figures withheld to avoid disclosing data for individual companies; the data are included in broader industry totals. Detailed industries with 100 or more employees are shown if industry was not a (D). For explanation of terms, abbreviations, and data reliability/comparability, see introductory text]

NAICS code	Industry	Number of employees for week including March 12	Payroll (\$1,000)		Total number of establishments	Number of establishments by employment-size class									
			First quarter	Annual		1 to 4	5 to 9	10 to 19	20 to 49	50 to 99	100 to 249	250 to 499	500 to 999	1,000 or more	
<b>LYON</b>															
	<b>Total</b> .....	<b>1 504</b>	<b>4 495</b>	<b>20 632</b>	<b>181</b>	<b>99</b>	<b>45</b>	<b>26</b>	<b>8</b>	<b>1</b>	<b>2</b>	-	-	-	
11	Forestry, fishing, hunting, and agriculture support .....	(A)	(D)	(D)	1	1	-	-	-	-	-	-	-	-	
22	Utilities .....	(A)	(D)	(D)	1	-	1	-	-	-	-	-	-	-	
23	Construction .....	88	336	1 869	19	12	4	3	-	-	-	-	-	-	
31-33	Manufacturing .....	(C)	(D)	(D)	3	2	-	-	-	-	1	-	-	-	
325	Chemical mfg .....	(C)	(D)	(D)	1	-	-	-	-	-	1	-	-	-	
3252	Resin, syn rubber, artf & syn fibers, fil mfg .....	(C)	(D)	(D)	1	-	-	-	-	-	1	-	-	-	
32521	Resin & synthetic rubber mfg .....	(C)	(D)	(D)	1	-	-	-	-	-	1	-	-	-	
42	Wholesale trade .....	21	205	896	3	2	-	1	-	-	-	-	-	-	
44-45	Retail trade .....	423	1 235	5 546	51	15	23	10	3	-	-	-	-	-	
448	Clothing & clothing accessories stores .....	150	367	1 820	15	3	7	4	1	-	-	-	-	-	
4481	Clothing stores .....	121	299	1 513	11	1	7	2	1	-	-	-	-	-	
48-49	Transportation & warehousing .....	(A)	(D)	(D)	1	1	-	-	-	-	-	-	-	-	
51	Information .....	10	38	163	3	2	1	-	-	-	-	-	-	-	
52	Finance & insurance .....	40	191	761	9	5	3	1	-	-	-	-	-	-	
53	Real estate & rental & leasing .....	(B)	(D)	(D)	7	5	2	-	-	-	-	-	-	-	
54	Professional, scientific & technical services .....	22	69	253	10	9	1	-	-	-	-	-	-	-	
61	Educational services .....	(A)	(D)	(D)	1	-	-	1	-	-	-	-	-	-	
62	Health care and social assistance .....	236	819	3 611	12	6	3	1	-	1	1	-	-	-	
623	Nursing & residential care facilities .....	(C)	(D)	(D)	2	-	-	-	-	1	1	-	-	-	
6231	Nursing care facilities .....	(C)	(D)	(D)	1	-	-	-	-	-	1	-	-	-	
62311	Nursing care facilities .....	(C)	(D)	(D)	1	-	-	-	-	-	1	-	-	-	
71	Arts, entertainment & recreation .....	30	91	758	7	5	1	1	-	-	-	-	-	-	
72	Accommodation & food services .....	277	489	2 306	23	9	3	6	5	-	-	-	-	-	
722	Food services & drinking places .....	(C)	(D)	(D)	14	4	1	4	5	-	-	-	-	-	
7222	Limited-service eating places .....	120	209	902	6	-	1	3	2	-	-	-	-	-	
72221	Limited-service eating places .....	120	209	902	6	-	1	3	2	-	-	-	-	-	
722211	Limited-service restaurants .....	120	209	902	6	-	1	3	2	-	-	-	-	-	
81	Other services (except public administration) .....	85	114	502	29	24	3	2	-	-	-	-	-	-	
99	Unclassified establishments .....	(A)	(D)	(D)	1	1	-	-	-	-	-	-	-	-	
<b>MCCRACKEN</b>															
	<b>Total</b> .....	<b>35 653</b>	<b>212 887</b>	<b>919 539</b>	<b>2 125</b>	<b>949</b>	<b>491</b>	<b>348</b>	<b>216</b>	<b>64</b>	<b>40</b>	<b>12</b>	<b>2</b>	<b>3</b>	
11	Forestry, fishing, hunting, and agriculture support .....	(B)	(D)	(D)	5	3	2	-	-	-	-	-	-	-	
22	Utilities .....	(C)	(D)	(D)	3	1	-	-	1	1	-	-	-	-	
221	Utilities .....	(C)	(D)	(D)	3	1	-	-	1	1	-	-	-	-	
23	Construction .....	1 792	11 730	57 430	195	104	42	27	15	6	1	-	-	-	
233	Building, developing & general contracting .....	472	2 853	15 945	50	30	10	4	3	3	-	-	-	-	
2333	Nonresidential building construction .....	(E)	(D)	(D)	17	5	5	1	3	3	-	-	-	-	
23332	Commercial & institutional bldg construction ..	298	1 961	11 143	16	5	5	1	3	2	-	-	-	-	
233320	Commercial & institutional bldg construction .....	298	1 961	11 143	16	5	5	1	3	2	-	-	-	-	
234	Heavy construction .....	223	1 401	6 883	12	3	2	3	3	1	-	-	-	-	
2341	Highway, street, bridge & tunnel construction ...	152	971	5 087	4	-	-	1	2	1	-	-	-	-	
235	Special trade contractors .....	1 097	7 476	34 602	133	71	30	20	9	2	1	-	-	-	
2351	Plumbing, heating & AC contractor .....	357	2 893	13 672	33	14	8	4	6	1	-	-	-	-	
23511	Plumbing, heating & AC contractor .....	357	2 893	13 672	33	14	8	4	6	1	-	-	-	-	
235110	Plumbing, heating & AC contractor .....	357	2 893	13 672	33	14	8	4	6	1	-	-	-	-	
2353	Electrical contractors .....	211	1 263	5 964	24	9	6	7	2	-	-	-	-	-	
23531	Electrical contractors .....	211	1 263	5 964	24	9	6	7	2	-	-	-	-	-	
235310	Electrical contractors .....	211	1 263	5 964	24	9	6	7	2	-	-	-	-	-	
2354	Masonry, drywall, insulation, tile contractors ....	226	1 872	7 464	15	10	3	-	-	1	1	-	-	-	
23542	Drywall, acoustical & insulation contractors ...	212	1 835	7 210	7	2	3	-	-	1	1	-	-	-	
235420	Drywall, acoustical & insulation contractors ...	212	1 835	7 210	7	2	3	-	-	1	1	-	-	-	

Note: Employment-size classes are indicated as follows: A—0 to 19; B—20 to 99; C—100 to 249; E—250 to 499; F—500 to 999; G—1,000 to 2,499; H—2,500 to 4,999; I—5,000 to 9,999; J—10,000 to 24,999; K—25,000 to 49,999; L—50,000 to 99,999; M—100,000 or more.

**Table 6. Counties—Employees, Payroll, and Establishments by Industry: 1999—Con.**

[Excludes most government employees, railroad employees, and self-employed persons. Size class 1 to 4 includes establishments with payroll, but no employees, during mid-March pay period. (D) denotes figures withheld to avoid disclosing data for individual companies; the data are included in broader industry totals. Detailed industries with 100 or more employees are shown if industry was not a (D). For explanation of terms, abbreviations, and data reliability/comparability, see introductory text]

NAICS code	Industry	Number of employees for week including March 12	Payroll (\$1,000)		Total number of establishments	Number of establishments by employment-size class									
			First quarter	Annual		1 to 4	5 to 9	10 to 19	20 to 49	50 to 99	100 to 249	250 to 499	500 to 999	1,000 or more	
<b>MCCRACKEN—Con.</b>															
<b>31-33</b>	<b>Manufacturing</b>	<b>3 955</b>	<b>38 274</b>	<b>161 490</b>	<b>58</b>	<b>14</b>	<b>9</b>	<b>6</b>	<b>15</b>	<b>6</b>	<b>6</b>	<b>1</b>		<b>1</b>	
311	Food mfg	282	1 366	7 763	7	2	1		2	1	1				
3115	Dairy product mfg	(C)	(D)	(D)	1						1				
31152	Ice cream & frozen dessert mfg	(C)	(D)	(D)	1						1				
312	Beverage & tobacco product mfg	(E)	(D)	(D)	2				1		1				
3121	Beverage mfg	(E)	(D)	(D)	2				1		1				
31211	Soft drink & ice mfg	(E)	(D)	(D)	2				1		1				
323	Printing & related support activities	109	675	2 810	9	4	2		3						
3231	Printing & related support activities	109	675	2 810	9	4	2		3						
32311	Printing	109	675	2 810	9	4	2		3						
325	Chemical mfg	(G)	(D)	(D)	3	1					1			1	
3251	Basic chemical mfg	(G)	(D)	(D)	1									1	
32518	Other basic inorganic chemical mfg	(G)	(D)	(D)	1									1	
3255	Paint, coating & adhesive mfg	(C)	(D)	(D)	1						1				
32552	Adhesive mfg	(C)	(D)	(D)	1						1				
327	Nonmetallic mineral product mfg	130	497	3 730	4		2			2					
3273	Cement & concrete product mfg	130	497	3 730	4		2			2					
332	Fabricated metal product mfg	700	7 019	31 878	14	2	1	4	4	2		1			
3327	Mach shops, turn prod, screw, nut, bolt mfg	544	5 967	27 352	9	1	1	2	3	1		1			
33271	Machine shops	544	5 967	27 352	9	1	1	2	3	1		1			
332710	Machine shops	544	5 967	27 352	9	1	1	2	3	1		1			
333	Machinery mfg	107	769	3 198	4		1		2	1					
334	Computer & electronic product mfg	268	1 514	6 535	3				1		2				
3343	Audio & video equipment mfg	(C)	(D)	(D)	1						1				
33431	Audio & video equipment mfg	(C)	(D)	(D)	1						1				
3344	Semiconductor & oth electronic component mfg	(C)	(D)	(D)	1						1				
33441	Semiconductor & oth electronic component mfg	(C)	(D)	(D)	1						1				
336	Transportation equipment mfg	(C)	(D)	(D)	2		1				1				
3366	Ship & boat building	(C)	(D)	(D)	1						1				
33661	Ship & boat building	(C)	(D)	(D)	1						1				
<b>42</b>	<b>Wholesale trade</b>	<b>2 554</b>	<b>17 961</b>	<b>76 952</b>	<b>134</b>	<b>50</b>	<b>28</b>	<b>31</b>	<b>13</b>	<b>6</b>	<b>5</b>	<b>1</b>			
421	Wholesale trade, durable goods	1 230	8 092	35 717	89	37	20	19	7	4	2				
4211	Motor vehicle, motor vehicle pt & supply whsle	196	850	3 916	7	3		2		1	1				
42111	Automobile & other motor vehicle whsle	(C)	(D)	(D)	4	1		2			1				
4213	Lumber & other construction materials whsle	204	1 189	5 304	8	1	3	2		2					
42131	Lumber, plywood, millwork & wood panel whsle	112	558	2 533	4	1	1	1		1					
421310	Lumber, plywood, millwork & wood panel whsle	112	558	2 533	4	1	1	1		1					
4215	Metal & mineral (except petroleum) whsle	100	569	2 467	6	1	2	2		1					
42151	Metal service centers & offices whsle	100	569	2 467	6	1	2	2		1					
421510	Metal service centers & offices whsle	100	569	2 467	6	1	2	2		1					
4218	Machinery, equipment & supplies whsle	429	3 161	14 282	26	9	5	7	4		1				
42184	Industrial supplies whsle	207	1 458	6 621	8	2	2	3			1				
421840	Industrial supplies whsle	207	1 458	6 621	8	2	2	3			1				
422	Wholesale trade, nondurable goods	1 324	9 869	41 235	45	13	8	12	6	2	3	1			
4221	Paper & paper product whsle	105	972	4 388	5		2	2		1					
4222	Drugs & druggists' sundries whsle	(E)	(D)	(D)	3			1				1			
42221	Drugs & druggists' sundries whsle	(E)	(D)	(D)	3			1				1			
4224	Grocery & related product whsle	250	2 728	10 903	12	5	3	2		1	1				
42241	General line grocery whsle	(C)	(D)	(D)	3	1	1				1				
4229	Miscellaneous nondurable goods whsle	414	2 363	10 105	11	4	2	1	2		2				
42293	Flower, nursery stock, florists' supplies whsle	(C)	(D)	(D)	2			1			1				
42294	Tobacco & tobacco product whsle	(C)	(D)	(D)	3		1		1		1				
<b>44-45</b>	<b>Retail trade</b>	<b>6 500</b>	<b>25 592</b>	<b>108 055</b>	<b>507</b>	<b>195</b>	<b>160</b>	<b>87</b>	<b>44</b>	<b>12</b>	<b>7</b>	<b>1</b>	<b>1</b>		
441	Motor vehicle & parts dealers	643	4 030	17 774	51	17	15	12	4	3					
4411	Automobile dealers	404	2 803	12 199	17	6	2	2	4	3					
44111	New car dealers	382	2 667	11 502	10	1		2	4	3					
441110	New car dealers	382	2 667	11 502	10	1		2	4	3					
4413	Automotive parts, accessories & tire stores	212	1 032	4 516	28	7	12	9							
44131	Automotive parts, accessories & tire stores	121	531	2 310	17	4	9	4							
441310	Automotive parts, accessories & tire stores	121	531	2 310	17	4	9	4							
442	Furniture & home furnishing stores	217	908	3 809	25	11	4	8	2						
4421	Furniture stores	133	589	2 468	9	1	1	5	2						
44211	Furniture stores	133	589	2 468	9	1	1	5	2						
442110	Furniture stores	133	589	2 468	9	1	1	5	2						
443	Electronics & appliance stores	168	783	3 186	24	9	11	3	1						
4431	Electronics & appliance stores	168	783	3 186	24	9	11	3	1						
44311	Appliance, TV & all other electronics stores	115	554	2 332	17	9	6	1	1						
443112	Radio, television & other electronics stores	103	511	2 173	14	7	5	1	1						
444	Bldg material & garden equip & supp dealers	565	2 998	13 263	49	21	13	7	7		1				
4441	Building material & supplies dealers	487	2 611	11 691	39	16	11	5	6		1				
44411	Home centers	(C)	(D)	(D)	1						1				
44419	Other building material dealers	247	1 617	7 474	29	12	8	4	5						
444190	Other building material dealers	247	1 617	7 474	29	12	8	4	5						

Note: Employment-size classes are indicated as follows: A—0 to 19; B—20 to 99; C—100 to 249; E—250 to 499; F—500 to 999; G—1,000 to 2,499; H—2,500 to 4,999; I—5,000 to 9,999; J—10,000 to 24,999; K—25,000 to 49,999; L—50,000 to 99,999; M—100,000 or more.



**Table 6. Counties—Employees, Payroll, and Establishments by Industry: 1999—Con.**

[Excludes most government employees, railroad employees, and self-employed persons. Size class 1 to 4 includes establishments with payroll, but no employees, during mid-March pay period. (D) denotes figures withheld to avoid disclosing data for individual companies; the data are included in broader industry totals. Detailed industries with 100 or more employees are shown if industry was not a (D). For explanation of terms, abbreviations, and data reliability/comparability, see introductory text]

NAICS code	Industry	Number of employees for week including March 12	Payroll (\$1,000)		Total number of establishments	Number of establishments by employment-size class																					
			First quarter	Annual		1 to 4	5 to 9	10 to 19	20 to 49	50 to 99	100 to 249	250 to 499	500 to 999	1,000 or more													
<b>MCCRACKEN—Con.</b>																											
<b>44-45 Retail trade—Con.</b>																											
445	Food & beverage stores .....	769	2 107	8 990	44	20	8	4	6	5	1	—	—	—	—	—	—										
4451	Grocery stores .....	(F)	(D)	(D)	21	7	2	2	4	5	1	—	—	—	—	—	—										
44511	Grocery (except convenience) stores .....	640	1 787	7 545	19	5	2	2	4	5	1	—	—	—	—	—	—										
445110	Grocery (except convenience) stores .....	640	1 787	7 545	19	5	2	2	4	5	1	—	—	—	—	—	—										
4453	Beer, wine & liquor stores .....	100	264	1 216	18	11	4	1	2	—	—	—	—	—	—	—	—										
44531	Beer, wine & liquor stores .....	100	264	1 216	18	11	4	1	2	—	—	—	—	—	—	—	—										
445310	Beer, wine & liquor stores .....	100	264	1 216	18	11	4	1	2	—	—	—	—	—	—	—	—										
446	Health & personal care stores .....	341	1 459	7 199	38	15	9	9	5	—	—	—	—	—	—	—	—										
4461	Health & personal care stores .....	341	1 459	7 199	38	15	9	9	5	—	—	—	—	—	—	—	—										
44611	Pharmacies & drug stores .....	195	842	4 473	18	4	5	6	3	—	—	—	—	—	—	—	—										
446110	Pharmacies & drug stores .....	195	842	4 473	18	4	5	6	3	—	—	—	—	—	—	—	—										
447	Gasoline stations .....	459	1 454	6 108	56	14	25	13	4	—	—	—	—	—	—	—	—										
4471	Gasoline stations .....	459	1 454	6 108	56	14	25	13	4	—	—	—	—	—	—	—	—										
44711	Gasoline stations with convenience stores .....	385	1 193	5 021	46	10	21	13	2	—	—	—	—	—	—	—	—										
447110	Gasoline stations with convenience stores .....	385	1 193	5 021	46	10	21	13	2	—	—	—	—	—	—	—	—										
448	Clothing & clothing accessories stores .....	647	1 848	7 759	86	35	30	16	5	—	—	—	—	—	—	—	—										
4481	Clothing stores .....	470	1 163	4 944	55	18	20	12	5	—	—	—	—	—	—	—	—										
44812	Women's clothing stores .....	153	318	1 370	21	10	6	4	1	—	—	—	—	—	—	—	—										
448120	Women's clothing stores .....	153	318	1 370	21	10	6	4	1	—	—	—	—	—	—	—	—										
44814	Family clothing stores .....	205	444	1 957	15	3	2	6	4	—	—	—	—	—	—	—	—										
448140	Family clothing stores .....	205	444	1 957	15	3	2	6	4	—	—	—	—	—	—	—	—										
451	Sporting goods, hobby, book & music stores .....	286	950	3 784	38	15	14	5	4	—	—	—	—	—	—	—	—										
4511	Sporting goods, hobby, musical instrument stores .....	195	756	2 872	23	10	7	2	4	—	—	—	—	—	—	—	—										
45112	Hobby, toy & game stores .....	106	299	1 552	6	1	2	—	3	—	—	—	—	—	—	—	—										
451120	Hobby, toy & game stores .....	106	299	1 552	6	1	2	—	3	—	—	—	—	—	—	—	—										
452	General merchandise stores .....	1 826	6 921	27 295	18	1	3	3	1	3	5	1	1	1	1	—	—										
4521	Department stores .....	697	2 079	9 890	6	—	—	—	—	2	4	—	—	—	—	—	—										
45211	Department stores .....	697	2 079	9 890	6	—	—	—	—	2	4	—	—	—	—	—	—										
452110	Department stores .....	697	2 079	9 890	6	—	—	—	—	2	4	—	—	—	—	—	—										
4529	Other general merchandise stores .....	1 129	4 842	17 405	12	1	3	3	1	1	1	1	1	1	1	—	—										
45291	Warehouse clubs & superstores .....	(F)	(D)	(D)	3	—	—	—	—	—	1	1	1	1	—	—	—										
45299	All other general merchandise stores .....	(C)	(D)	(D)	9	1	3	3	1	1	—	—	—	—	—	—	—										
453	Miscellaneous store retailers .....	414	1 246	5 251	54	29	15	5	4	1	—	—	—	—	—	—	—										
4532	Office supplies, stationery & gift stores .....	136	351	1 449	16	6	7	1	2	—	—	—	—	—	—	—	—										
4539	Other miscellaneous store retailers .....	227	764	3 300	26	15	5	3	2	1	—	—	—	—	—	—	—										
45399	All other miscellaneous store retailers .....	144	450	1 924	19	13	3	1	1	1	—	—	—	—	—	—	—										
454	Nonstore retailers .....	165	888	3 637	24	8	13	2	1	—	—	—	—	—	—	—	—										
<b>48-49 Transportation &amp; warehousing .....</b>														<b>3 066</b>	<b>26 410</b>	<b>108 483</b>	<b>60</b>	<b>21</b>	<b>10</b>	<b>12</b>	<b>7</b>	<b>2</b>	<b>4</b>	<b>3</b>	<b>1</b>	—	
483	Water transportation .....	(G)	(D)	(D)	9	—	—	—	2	1	3	2	1	—	—	—	—										
4832	Inland water transportation .....	2 077	19 864	80 248	8	—	—	—	1	1	3	2	1	—	—	—	—										
48321	Inland water transportation .....	2 077	19 864	80 248	8	—	—	—	1	1	3	2	1	—	—	—	—										
483211	Inland water freight transportation .....	2 077	19 864	80 248	8	—	—	—	1	1	3	2	1	—	—	—	—										
484	Truck transportation .....	434	2 853	13 445	28	12	4	7	3	1	1	—	—	—	—	—	—										
4841	General freight trucking .....	340	2 273	10 382	18	6	4	5	1	1	1	—	—	—	—	—	—										
48412	General freight trucking, long-distance .....	308	2 119	9 717	14	5	3	3	1	1	1	—	—	—	—	—	—										
484121	General freight trucking, long-distance, TL .....	242	1 444	6 356	9	3	2	2	—	1	1	—	—	—	—	—	—										
488	Transportation support activities .....	424	2 641	10 671	10	3	2	3	1	—	—	1	—	—	—	—	—										
4883	Water transportation support activities .....	(E)	(D)	(D)	3	—	—	1	1	—	—	1	—	—	—	—	—										
48839	Other water transportation support activities .....	(E)	(D)	(D)	2	—	—	1	—	—	—	1	—	—	—	—	—										
<b>51 Information .....</b>														<b>1 299</b>	<b>9 501</b>	<b>38 233</b>	<b>33</b>	<b>12</b>	<b>4</b>	<b>5</b>	<b>6</b>	<b>1</b>	<b>4</b>	<b>1</b>	—		
511	Publishing industries .....	278	1 848	8 642	6	3	—	1	—	1	1	—	—	—	—	—	—										
5111	Newspaper, periodical, book, database publishers .....	(E)	(D)	(D)	5	2	—	1	—	1	—	—	—	—	—	—	—										
51111	Newspaper publishers .....	(C)	(D)	(D)	3	1	—	1	—	—	1	—	—	—	—	—	—										
513	Broadcasting & telecommunications .....	769	5 498	21 276	17	5	3	1	5	—	2	1	—	—	—	—	—										
5131	Radio & television broadcasting .....	(C)	(D)	(D)	6	1	1	1	2	—	1	—	—	—	—	—	—										
51312	Television broadcasting .....	(C)	(D)	(D)	2	1	—	—	—	—	1	—	—	—	—	—	—										
5133	Telecommunications .....	(F)	(D)	(D)	10	4	2	—	2	—	1	1	—	—	—	—	—										
51331	Wired telecommunications carriers .....	(E)	(D)	(D)	7	3	2	—	1	—	—	1	—	—	—	—	—										
51333	Telecommunications resellers .....	(C)	(D)	(D)	1	—	—	—	—	—	—	1	—	—	—	—	—										
514	Information & data processing services .....	204	2 061	7 924	6	1	1	3	—	—	1	—	—	—	—	—	—										
5142	Data processing services .....	(C)	(D)	(D)	2	1	—	—	—	—	1	—	—	—	—	—	—										
51421	Data processing services .....	(C)	(D)	(D)	2	1	—	—	—	—	1	—	—	—	—	—	—										
<b>52 Finance &amp; insurance .....</b>														<b>1 036</b>	<b>12 541</b>	<b>39 021</b>	<b>120</b>	<b>65</b>	<b>28</b>	<b>20</b>	<b>3</b>	<b>3</b>	<b>1</b>	—	—		
522	Credit intermediation & related activities .....	764	9 982	28 688	62	23	18	15	2	3	1	—	—	—	—	—	—										
5221	Depository credit intermediation .....	653	9 058	24 950	40	11	10	14	1	3	1	—	—	—	—	—	—										
52211	Commercial banking .....	582	8 699	23 429	28	5	6	12	1	3	1	—	—	—	—	—	—										
522110	Commercial banking .....	582	8 699	23 429	28	5	6	12	1	3	1	—	—	—	—	—	—										
524	Insurance carriers & related activities .....	207	1 364	5 955	44	31	9	3	1	—	—	—	—	—	—	—	—										
5242	Agencies & other insurance related activities .....	133	821	3 644	35	25	8	2	—	—	—	—	—	—	—	—	—										
52421	Insurance agencies & brokerages .....	123	765	3 389	31	22	7	2	—	—	—	—	—	—	—	—	—										
524210	Insurance agencies & brokerages .....	123	765	3 389	31	22	7	2	—	—	—	—	—	—	—	—	—										

Note: Employment-size classes are indicated as follows: A—0 to 19; B—20 to 99; C—100 to 249; E—250 to 499; F—500 to 999; G—1,000 to 2,499; H—2,500 to 4,999; I—5,000 to 9,999; J—10,000 to 24,999; K—25,000 to 49,999; L—50,000 to 99,999; M—100,000 or more.

**Table 6. Counties—Employees, Payroll, and Establishments by Industry: 1999—Con.**

[Excludes most government employees, railroad employees, and self-employed persons. Size class 1 to 4 includes establishments with payroll, but no employees, during mid-March pay period. (D) denotes figures withheld to avoid disclosing data for individual companies; the data are included in broader industry totals. Detailed industries with 100 or more employees are shown if industry was not a (D). For explanation of terms, abbreviations, and data reliability/comparability, see introductory text]

NAICS code	Industry	Number of employees for week including March 12	Payroll (\$1,000)		Total number of establishments	Number of establishments by employment-size class								
			First quarter	Annual		1 to 4	5 to 9	10 to 19	20 to 49	50 to 99	100 to 249	250 to 499	500 to 999	1,000 or more
<b>MCCRACKEN—Con.</b>														
<b>53</b>	<b>Real estate &amp; rental &amp; leasing</b>	<b>405</b>	<b>1 389</b>	<b>6 743</b>	<b>78</b>	<b>53</b>	<b>14</b>	<b>10</b>	—	<b>1</b>	—	—	—	—
531	Real estate	175	685	2 780	51	39	8	4	—	—	—	—	—	—
5311	Lessors of real estate	145	552	2 252	32	21	7	4	—	—	—	—	—	—
532	Rental & leasing services	230	704	3 963	27	14	6	6	—	1	—	—	—	—
5321	Automotive equipment rental & leasing	(C)	(D)	(D)	7	3	2	1	—	1	—	—	—	—
<b>54</b>	<b>Professional, scientific &amp; technical services</b>	<b>1 011</b>	<b>5 661</b>	<b>26 623</b>	<b>152</b>	<b>89</b>	<b>34</b>	<b>20</b>	<b>6</b>	<b>3</b>	—	—	—	—
541	Professional, scientific & technical services	1 011	5 661	26 623	152	89	34	20	6	3	—	—	—	—
5411	Legal services	238	1 423	6 997	49	33	8	6	2	—	—	—	—	—
54111	Offices of lawyers	(C)	(D)	(D)	47	32	7	6	2	—	—	—	—	—
5412	Accounting, tax prep, bookkeep, payroll services	225	1 222	4 972	25	16	4	2	2	1	—	—	—	—
54121	Accounting, tax prep, bookkeep, payroll services	225	1 222	4 972	25	16	4	2	2	1	—	—	—	—
541211	Offices of certified public accountants	119	953	4 088	18	12	3	2	1	—	—	—	—	—
5413	Architectural, engineering & related services	250	1 829	9 233	30	15	8	5	1	1	—	—	—	—
54133	Engineering services	186	1 414	7 312	18	9	4	3	1	1	—	—	—	—
541330	Engineering services	186	1 414	7 312	18	9	4	3	1	1	—	—	—	—
5419	Oth professional, scientific, technical services	169	471	2 112	22	8	10	3	—	1	—	—	—	—
<b>55</b>	<b>Management of companies &amp; enterprises</b>	<b>89</b>	<b>1 588</b>	<b>5 787</b>	<b>11</b>	<b>4</b>	<b>3</b>	<b>4</b>	—	—	—	—	—	—
<b>56</b>	<b>Admin, support, waste mgt, remediation services</b>	<b>2 031</b>	<b>5 530</b>	<b>25 608</b>	<b>74</b>	<b>35</b>	<b>11</b>	<b>10</b>	<b>7</b>	<b>5</b>	<b>4</b>	<b>2</b>	—	—
561	Administrative & support services	(G)	(D)	(D)	72	34	11	10	6	5	4	2	—	—
5613	Employment services	943	2 338	10 901	14	4	2	1	—	3	3	1	—	—
56132	Temporary help services	(F)	(D)	(D)	11	3	2	—	—	3	3	—	—	—
56133	Employee leasing services	(E)	(D)	(D)	1	—	—	—	—	—	—	1	—	—
5614	Business support services	113	733	3 093	8	5	—	2	—	1	—	—	—	—
5616	Investigation & security services	282	817	3 391	4	—	1	—	1	1	1	—	—	—
56161	Investigation, guard & armored car services	(E)	(D)	(D)	3	—	—	—	1	1	1	—	—	—
5617	Services to buildings & dwellings	571	917	4 155	32	16	5	6	4	—	—	1	—	—
56172	Janitorial services	445	440	1 799	15	6	2	4	2	—	—	1	—	—
561720	Janitorial services	445	440	1 799	15	6	2	4	2	—	—	1	—	—
<b>61</b>	<b>Educational services</b>	<b>243</b>	<b>821</b>	<b>3 766</b>	<b>20</b>	<b>11</b>	<b>3</b>	<b>4</b>	<b>1</b>	—	<b>1</b>	—	—	—
611	Educational services	243	821	3 766	20	11	3	4	1	—	1	—	—	—
6111	Elementary & secondary schools	166	524	2 094	4	1	—	1	1	—	1	—	—	—
61111	Elementary & secondary schools	166	524	2 094	4	1	—	1	1	—	1	—	—	—
611110	Elementary & secondary schools	166	524	2 094	4	1	—	1	1	—	1	—	—	—
<b>62</b>	<b>Health care and social assistance</b>	<b>5 721</b>	<b>38 414</b>	<b>186 096</b>	<b>213</b>	<b>88</b>	<b>47</b>	<b>46</b>	<b>19</b>	<b>6</b>	<b>3</b>	<b>2</b>	—	<b>2</b>
621	Ambulatory health care services	1 756	18 800	94 369	161	73	39	28	16	4	—	1	—	—
6211	Offices of physicians	888	13 727	69 288	81	28	24	15	12	2	—	—	—	—
62111	Offices of physicians	888	13 727	69 288	81	28	24	15	12	2	—	—	—	—
621111	Offices of physicians (exc mental health)	876	13 570	68 133	75	23	23	15	12	2	—	—	—	—
6212	Offices of dentists	216	1 163	5 718	40	24	9	6	1	—	—	—	—	—
62121	Offices of dentists	216	1 163	5 718	40	24	9	6	1	—	—	—	—	—
621210	Offices of dentists	216	1 163	5 718	40	24	9	6	1	—	—	—	—	—
6213	Offices of other health practitioners	125	841	3 738	23	14	4	4	1	—	—	—	—	—
6214	Outpatient care centers	(C)	(D)	(D)	3	1	—	1	—	1	—	—	—	—
62149	Other outpatient care centers	(C)	(D)	(D)	3	1	—	1	—	1	—	—	—	—
6216	Home health care services	331	1 559	7 759	4	1	—	1	—	1	—	1	—	—
62161	Home health care services	331	1 559	7 759	4	1	—	1	—	1	—	1	—	—
621610	Home health care services	331	1 559	7 759	4	1	—	1	—	1	—	1	—	—
622	Hospitals	2 874	16 022	75 958	3	—	—	—	—	—	1	—	—	2
6221	General medical & surgical hospitals	(H)	(D)	(D)	2	—	—	—	—	—	—	—	—	2
62211	General medical & surgical hospitals	(H)	(D)	(D)	2	—	—	—	—	—	—	—	—	2
6222	Psychiatric & substance abuse hospitals	(C)	(D)	(D)	1	—	—	—	—	—	1	—	—	—
62221	Psychiatric & substance abuse hospitals	(C)	(D)	(D)	1	—	—	—	—	—	1	—	—	—
623	Nursing & residential care facilities	612	2 309	10 127	11	5	—	—	2	2	1	1	—	—
6231	Nursing care facilities	532	2 043	8 908	4	—	—	—	—	2	1	1	—	—
62311	Nursing care facilities	532	2 043	8 908	4	—	—	—	—	2	1	1	—	—
623110	Nursing care facilities	532	2 043	8 908	4	—	—	—	—	2	1	1	—	—
624	Social assistance	479	1 283	5 642	38	10	8	18	1	—	1	—	—	—
6241	Individual & family services	114	517	2 221	14	5	3	5	1	—	—	—	—	—
6243	Vocational rehabilitation services	(C)	(D)	(D)	1	—	—	—	—	—	1	—	—	—
62431	Vocational rehabilitation services	(C)	(D)	(D)	1	—	—	—	—	—	1	—	—	—
6244	Child day care services	201	405	1 976	21	5	4	12	—	—	—	—	—	—
62441	Child day care services	201	405	1 976	21	5	4	12	—	—	—	—	—	—
624410	Child day care services	201	405	1 976	21	5	4	12	—	—	—	—	—	—
<b>71</b>	<b>Arts, entertainment &amp; recreation</b>	<b>290</b>	<b>822</b>	<b>4 105</b>	<b>30</b>	<b>13</b>	<b>7</b>	<b>7</b>	<b>2</b>	<b>1</b>	—	—	—	—
713	Amusement, gambling & recreation industries	210	564	2 852	21	9	5	5	1	1	—	—	—	—
7139	Other amusement & recreation industries	181	528	2 607	18	9	3	4	1	1	—	—	—	—

Note: Employment-size classes are indicated as follows: A—0 to 19; B—20 to 99; C—100 to 249; E—250 to 499; F—500 to 999; G—1,000 to 2,499; H—2,500 to 4,999; I—5,000 to 9,999; J—10,000 to 24,999; K—25,000 to 49,999; L—50,000 to 99,999; M—100,000 or more.

**Table 6. Counties—Employees, Payroll, and Establishments by Industry: 1999—Con.**

[Excludes most government employees, railroad employees, and self-employed persons. Size class 1 to 4 includes establishments with payroll, but no employees, during mid-March pay period. (D) denotes figures withheld to avoid disclosing data for individual companies; the data are included in broader industry totals. Detailed industries with 100 or more employees are shown if industry was not a (D). For explanation of terms, abbreviations, and data reliability/comparability, see introductory text]

NAICS code	Industry	Number of employees for week including March 12	Payroll (\$1,000)		Total number of establishments	Number of establishments by employment-size class									
			First quarter	Annual		1 to 4	5 to 9	10 to 19	20 to 49	50 to 99	100 to 249	250 to 499	500 to 999	1,000 or more	
<b>MCCRACKEN—Con.</b>															
<b>72</b>	<b>Accommodation &amp; food services</b> .....	<b>3 893</b>	<b>8 553</b>	<b>37 383</b>	<b>176</b>	<b>39</b>	<b>26</b>	<b>37</b>	<b>60</b>	<b>9</b>	<b>4</b>	<b>1</b>	—	—	
721	Accommodation .....	530	1 378	6 193	28	11	5	6	5	—	—	1	—	—	
7211	Traveler accommodation .....	(F)	(D)	(D)	27	10	5	6	5	—	—	1	—	—	
72111	Hotels (exc casino hotels) & motels .....	(F)	(D)	(D)	26	9	5	6	5	—	—	1	—	—	
722	Food services & drinking places .....	3 363	7 175	31 190	148	28	21	31	55	9	4	—	—	—	
7221	Full-service restaurants .....	1 751	3 828	16 374	57	10	8	7	20	8	4	—	—	—	
72211	Full-service restaurants .....	1 751	3 828	16 374	57	10	8	7	20	8	4	—	—	—	
722110	Full-service restaurants .....	1 751	3 828	16 374	57	10	8	7	20	8	4	—	—	—	
7222	Limited-service eating places .....	1 495	3 052	13 594	73	9	7	21	35	1	—	—	—	—	
72221	Limited-service eating places .....	1 495	3 052	13 594	73	9	7	21	35	1	—	—	—	—	
722211	Limited-service restaurants .....	1 459	2 985	13 391	68	8	4	20	35	1	—	—	—	—	
<b>81</b>	<b>Other services (except public administration)</b> .....	<b>1 487</b>	<b>5 795</b>	<b>24 360</b>	<b>224</b>	<b>126</b>	<b>61</b>	<b>21</b>	<b>14</b>	<b>2</b>	—	—	—	—	
811	Repair & maintenance .....	448	1 918	8 162	72	43	18	6	4	1	—	—	—	—	
8111	Automotive repair & maintenance .....	382	1 682	7 038	55	30	15	6	3	1	—	—	—	—	
81111	Automotive mechanical & electrical R&M .....	109	684	2 764	23	13	7	3	—	—	—	—	—	—	
81112	Automotive body, paint, interior & glass repair .....	140	767	3 253	19	11	3	3	2	—	—	—	—	—	
811121	Automotive body, paint & interior R&M .....	125	675	2 855	14	7	2	3	2	—	—	—	—	—	
81119	Other automotive R&M .....	133	231	1 021	13	6	5	—	1	1	—	—	—	—	
811192	Car washes .....	101	141	651	9	5	3	—	—	1	—	—	—	—	
812	Personal & laundry services .....	339	1 530	6 370	44	23	9	9	3	—	—	—	—	—	
8123	Drycleaning & laundry services .....	(C)	(D)	(D)	13	2	4	6	1	—	—	—	—	—	
81232	Drycleaning & laundry services (exc coin-op) .....	103	320	1 318	10	1	4	5	—	—	—	—	—	—	
812320	Drycleaning & laundry services (exc coin-op) .....	103	320	1 318	10	1	4	5	—	—	—	—	—	—	
813	Religious, grantmaking, civic, prof & like organizations .....	700	2 347	9 828	108	60	34	6	7	1	—	—	—	—	
8131	Religious organizations .....	551	1 408	5 958	71	35	24	5	6	1	—	—	—	—	
81311	Religious organizations .....	551	1 408	5 958	71	35	24	5	6	1	—	—	—	—	
813110	Religious organizations .....	551	1 408	5 958	71	35	24	5	6	1	—	—	—	—	
8139	Business, labor, political, like organizations .....	105	774	3 178	22	14	6	1	1	—	—	—	—	—	
<b>95</b>	<b>Auxiliaries (exc corporate, subsidiary &amp; regional mgt)</b> .....	<b>102</b>	<b>1 054</b>	<b>3 964</b>	<b>6</b>	<b>1</b>	<b>2</b>	<b>1</b>	<b>2</b>	—	—	—	—	—	
<b>99</b>	<b>Unclassified establishments</b> .....	<b>50</b>	<b>130</b>	<b>845</b>	<b>26</b>	<b>25</b>	—	—	<b>1</b>	—	—	—	—	—	
<b>MCCREARY</b>															
	<b>Total</b> .....	<b>2 215</b>	<b>7 581</b>	<b>30 676</b>	<b>180</b>	<b>101</b>	<b>32</b>	<b>26</b>	<b>16</b>	<b>3</b>	<b>1</b>	—	<b>1</b>	—	
11	Forestry, fishing, hunting, and agriculture support .....	(A)	(D)	(D)	2	1	1	—	—	—	—	—	—	—	
21	Mining .....	(A)	(D)	(D)	1	1	—	—	—	—	—	—	—	—	
22	Utilities .....	(B)	(D)	(D)	3	1	1	1	—	—	—	—	—	—	
23	Construction .....	31	94	386	13	11	2	—	—	—	—	—	—	—	
31-33	Manufacturing .....	981	3 322	12 546	17	7	2	1	4	1	1	—	1	—	
314	Textile product mills .....	823	2 670	9 808	3	—	—	—	—	1	1	—	1	—	
3149	Other textile product mills .....	823	2 670	9 808	3	—	—	—	—	1	1	—	1	—	
31499	All other textile product mills .....	(F)	(D)	(D)	2	—	—	—	—	—	1	—	1	—	
321	Wood product mfg .....	(C)	(D)	(D)	10	4	2	1	3	—	—	—	—	—	
3211	Sawmills & wood preservation .....	109	503	2 160	5	2	—	—	3	—	—	—	—	—	
32111	Sawmills & wood preservation .....	109	503	2 160	5	2	—	—	3	—	—	—	—	—	
321113	Sawmills .....	109	503	2 160	5	2	—	—	3	—	—	—	—	—	
42	Wholesale trade .....	31	77	269	4	1	1	2	—	—	—	—	—	—	
44-45	Retail trade .....	368	975	4 105	49	25	10	12	1	1	—	—	—	—	
445	Food & beverage stores .....	150	346	1 410	11	6	1	2	1	1	—	—	—	—	
4451	Grocery stores .....	150	346	1 410	11	6	1	2	1	1	—	—	—	—	
44511	Grocery (except convenience) stores .....	138	315	1 263	8	4	—	2	1	1	—	—	—	—	
445110	Grocery (except convenience) stores .....	138	315	1 263	8	4	—	2	1	1	—	—	—	—	
48-49	Transportation & warehousing .....	85	381	1 745	7	4	1	—	2	—	—	—	—	—	
51	Information .....	(A)	(D)	(D)	2	1	1	—	—	—	—	—	—	—	
52	Finance & insurance .....	96	474	2 128	9	4	2	2	1	—	—	—	—	—	
53	Real estate & rental & leasing .....	11	66	274	5	4	1	—	—	—	—	—	—	—	
54	Professional, scientific & technical services .....	56	130	370	8	6	—	1	1	—	—	—	—	—	
55	Management of companies & enterprises .....	(A)	(D)	(D)	1	1	—	—	—	—	—	—	—	—	
56	Admin, support, waste mgt, remediation services .....	(B)	(D)	(D)	1	—	—	—	1	—	—	—	—	—	
61	Educational services .....	12	69	291	5	5	—	—	—	—	—	—	—	—	
62	Health care and social assistance .....	291	1 244	5 420	22	9	6	3	3	1	—	—	—	—	
621	Ambulatory health care services .....	128	733	3 084	9	4	1	2	2	—	—	—	—	—	
71	Arts, entertainment & recreation .....	13	29	267	4	3	—	1	—	—	—	—	—	—	
72	Accommodation & food services .....	132	267	1 070	9	2	1	3	3	—	—	—	—	—	
722	Food services & drinking places .....	(C)	(D)	(D)	7	2	—	2	3	—	—	—	—	—	

Note: Employment-size classes are indicated as follows: A—0 to 19; B—20 to 99; C—100 to 249; E—250 to 499; F—500 to 999; G—1,000 to 2,499; H—2,500 to 4,999; I—5,000 to 9,999; J—10,000 to 24,999; K—25,000 to 49,999; L—50,000 to 99,999; M—100,000 or more.

**Table 6. Counties—Employees, Payroll, and Establishments by Industry: 1999—Con.**

[Excludes most government employees, railroad employees, and self-employed persons. Size class 1 to 4 includes establishments with payroll, but no employees, during mid-March pay period. (D) denotes figures withheld to avoid disclosing data for individual companies; the data are included in broader industry totals. Detailed industries with 100 or more employees are shown if industry was not a (D). For explanation of terms, abbreviations, and data reliability/comparability, see introductory text]

NAICS code	Industry	Number of employees for week including March 12	Payroll (\$1,000)		Total number of establishments	Number of establishments by employment-size class									
			First quarter	Annual		1 to 4	5 to 9	10 to 19	20 to 49	50 to 99	100 to 249	250 to 499	500 to 999	1,000 or more	
<b>MCCREARY—Con.</b>															
81	Other services (except public administration)	37	176	645	16	13	3	—	—	—	—	—	—	—	
99	Unclassified establishments	(A)	(D)	(D)	2	2	—	—	—	—	—	—	—	—	
<b>MCLEAN</b>															
	<b>Total</b>	<b>1 376</b>	<b>6 854</b>	<b>29 580</b>	<b>180</b>	<b>99</b>	<b>48</b>	<b>16</b>	<b>15</b>	<b>1</b>	<b>1</b>	—	—	—	
11	Forestry, fishing, hunting, and agriculture support	(B)	(D)	(D)	2	1	—	—	1	—	—	—	—	—	
21	Mining	(A)	(D)	(D)	1	1	—	—	—	—	—	—	—	—	
22	Utilities	(C)	(D)	(D)	5	1	2	—	1	—	1	—	—	—	
221	Utilities	(C)	(D)	(D)	5	1	2	—	1	—	1	—	—	—	
2211	Elec pwr generation, transmsn & distribution	(C)	(D)	(D)	4	—	2	—	1	—	1	—	—	—	
22111	Electric power generation	(C)	(D)	(D)	2	—	—	—	1	—	1	—	—	—	
23	Construction	103	426	1 981	23	14	6	2	1	—	—	—	—	—	
235	Special trade contractors	100	414	1 906	20	11	6	2	1	—	—	—	—	—	
31-33	Manufacturing	170	929	3 941	13	6	3	1	3	—	—	—	—	—	
42	Wholesale trade	158	647	3 070	11	4	—	3	4	—	—	—	—	—	
421	Wholesale trade, durable goods	(C)	(D)	(D)	9	2	—	3	4	—	—	—	—	—	
44-45	Retail trade	267	926	4 120	30	11	13	3	3	—	—	—	—	—	
48-49	Transportation & warehousing	34	178	789	5	2	2	1	—	—	—	—	—	—	
52	Finance & insurance	112	596	2 599	13	6	3	2	2	—	—	—	—	—	
53	Real estate & rental & leasing	(A)	(D)	(D)	5	5	—	—	—	—	—	—	—	—	
54	Professional, scientific & technical services	22	87	278	9	9	—	—	—	—	—	—	—	—	
56	Admin, support, waste mgt, remediation services	(A)	(D)	(D)	2	2	—	—	—	—	—	—	—	—	
61	Educational services	(A)	(D)	(D)	2	—	2	—	—	—	—	—	—	—	
62	Health care and social assistance	127	611	2 458	14	8	4	1	—	1	—	—	—	—	
71	Arts, entertainment & recreation	6	14	115	3	2	1	—	—	—	—	—	—	—	
72	Accommodation & food services	68	120	496	11	4	5	2	—	—	—	—	—	—	
81	Other services (except public administration)	95	319	1 285	30	23	6	1	—	—	—	—	—	—	
99	Unclassified establishments	(A)	(D)	(D)	1	—	1	—	—	—	—	—	—	—	
<b>MADISON</b>															
	<b>Total</b>	<b>22 124</b>	<b>115 282</b>	<b>496 662</b>	<b>1 430</b>	<b>732</b>	<b>317</b>	<b>183</b>	<b>121</b>	<b>33</b>	<b>28</b>	<b>12</b>	<b>4</b>	—	
11	Forestry, fishing, hunting, and agriculture support	(A)	(D)	(D)	3	2	1	—	—	—	—	—	—	—	
21	Mining	(B)	(D)	(D)	2	—	1	—	1	—	—	—	—	—	
22	Utilities	84	713	3 048	5	—	3	—	2	—	—	—	—	—	
23	Construction	813	4 062	18 931	160	110	24	18	7	1	—	—	—	—	
233	Building, developing & general contracting	194	818	4 017	57	44	6	7	—	—	—	—	—	—	
2332	Residential building construction	(C)	(D)	(D)	42	35	4	3	—	—	—	—	—	—	
23321	Single-family housing construction	111	378	2 088	41	34	4	3	—	—	—	—	—	—	
233210	Single-family housing construction	111	378	2 088	41	34	4	3	—	—	—	—	—	—	
235	Special trade contractors	538	2 460	11 991	97	62	18	10	7	—	—	—	—	—	
2351	Plumbing, heating & AC contractor	166	759	3 275	27	16	5	4	2	—	—	—	—	—	
23511	Plumbing, heating & AC contractor	166	759	3 275	27	16	5	4	2	—	—	—	—	—	
235110	Plumbing, heating & AC contractor	166	759	3 275	27	16	5	4	2	—	—	—	—	—	
2354	Masonry, drywall, insulation, tile contractors	112	624	2 890	13	9	—	1	3	—	—	—	—	—	
2356	Roofing, siding, & sheet metal contractors	110	473	2 496	10	5	—	3	2	—	—	—	—	—	
23561	Roofing, siding, & sheet metal contractors	110	473	2 496	10	5	—	3	2	—	—	—	—	—	
235610	Roofing, siding, & sheet metal contractors	110	473	2 496	10	5	—	3	2	—	—	—	—	—	
31-33	Manufacturing	6 331	49 315	204 810	78	21	7	10	17	1	14	6	2	—	
314	Textile product mills	(C)	(D)	(D)	1	—	—	—	—	—	1	—	—	—	
3141	Textile furnishings mills	(C)	(D)	(D)	1	—	—	—	—	—	1	—	—	—	
31412	Curtain & linen mills	(C)	(D)	(D)	1	—	—	—	—	—	1	—	—	—	
322	Paper mfg	(C)	(D)	(D)	1	—	—	—	—	—	1	—	—	—	
3222	Converted paper product mfg	(C)	(D)	(D)	1	—	—	—	—	—	1	—	—	—	
32222	Paper bag & coated & treated paper mfg	(C)	(D)	(D)	1	—	—	—	—	—	1	—	—	—	
325	Chemical mfg	(E)	(D)	(D)	1	—	—	—	—	—	—	1	—	—	
3255	Paint, coating & adhesive mfg	(E)	(D)	(D)	1	—	—	—	—	—	—	1	—	—	
32551	Paint & coating mfg	(E)	(D)	(D)	1	—	—	—	—	—	—	1	—	—	
326	Plastics & rubber products mfg	313	1 992	9 211	4	—	—	1	1	—	2	—	—	—	
3261	Plastics product mfg	(C)	(D)	(D)	3	—	—	1	1	—	1	—	—	—	
32612	Plastics pipe, pipe fitting, & unsupported profile shape mfg	(C)	(D)	(D)	1	—	—	—	—	—	1	—	—	—	
3262	Rubber product mfg	(C)	(D)	(D)	1	—	—	—	—	—	1	—	—	—	
32629	Other rubber product mfg	(C)	(D)	(D)	1	—	—	—	—	—	1	—	—	—	

Note: Employment-size classes are indicated as follows: A—0 to 19; B—20 to 99; C—100 to 199; E—250 to 499; F—500 to 999; G—1,000 to 2,499; H—2,500 to 4,999; I—5,000 to 9,999; J—10,000 to 24,999; K—25,000 to 49,999; L—50,000 to 99,999; M—100,000 or more.

**Table 6. Counties—Employees, Payroll, and Establishments by Industry: 1999—Con.**

[Excludes most government employees, railroad employees, and self-employed persons. Size class 1 to 4 includes establishments with payroll, but no employees, during mid-March pay period. (D) denotes figures withheld to avoid disclosing data for individual companies; the data are included in broader industry totals. Detailed industries with 100 or more employees are shown if industry was not a (D). For explanation of terms, abbreviations, and data reliability/comparability, see introductory text]

NAICS code	Industry	Number of employees for week including March 12	Payroll (\$1,000)		Total number of establishments	Number of establishments by employment-size class									
			First quarter	Annual		1 to 4	5 to 9	10 to 19	20 to 49	50 to 99	100 to 249	250 to 499	500 to 999	1,000 or more	
<b>MADISON—Con.</b>															
<b>31-33 Manufacturing—Con.</b>															
327	Nonmetallic mineral product mfg . . . . .	463	3 730	16 272	6	1	1	—	2	—	2	—	—	—	
3272	Glass & glass product mfg . . . . .	(E)	(D)	(D)	2	—	—	—	—	—	2	—	—	—	
32721	Glass & glass product mfg . . . . .	(E)	(D)	(D)	2	—	—	—	—	—	2	—	—	—	
331	Primary metal mfg . . . . .	(C)	(D)	(D)	2	1	—	—	—	—	1	—	—	—	
3313	Alumina & aluminum production & processing . .	(C)	(D)	(D)	1	—	—	—	—	—	1	—	—	—	
33131	Alumina & aluminum production & processing . . . . .	(C)	(D)	(D)	1	—	—	—	—	—	1	—	—	—	
332	Fabricated metal product mfg . . . . .	281	1 350	6 346	12	3	1	1	6	1	—	—	—	—	
3327	Mach shops, turn prod, screw, nut, bolt mfg . . . .	153	598	2 694	7	2	1	—	4	—	—	—	—	—	
333	Machinery mfg . . . . .	1 053	8 176	35 221	15	2	2	4	4	—	2	—	1	—	
3335	Metalworking machinery mfg . . . . .	213	1 423	6 048	8	1	1	3	2	—	1	—	—	—	
33351	Metalworking machinery mfg . . . . .	213	1 423	6 048	8	1	1	3	2	—	1	—	—	—	
3339	Other general purpose machinery mfg . . . . .	(F)	(D)	(D)	4	1	—	1	—	—	1	—	1	—	
33392	Material handling equipment mfg . . . . .	(F)	(D)	(D)	1	—	—	—	—	—	—	—	1	—	
33399	All other general purpose machinery mfg . . . . .	(C)	(D)	(D)	3	1	—	1	—	—	1	—	—	—	
334	Computer & electronic product mfg . . . . .	(F)	(D)	(D)	3	1	—	—	—	—	1	1	—	—	
3344	Semiconductor & oth electronic component mfg . . . . .	(C)	(D)	(D)	1	—	—	—	—	—	1	—	—	—	
33441	Semiconductor & oth electronic component mfg . . . . .	(C)	(D)	(D)	1	—	—	—	—	—	1	—	—	—	
3345	Nav, measuring, medical, control instruments mfg . . . . .	(E)	(D)	(D)	2	1	—	—	—	—	—	1	—	—	
33451	Nav, measuring, medical, control instruments mfg . . . . .	(E)	(D)	(D)	2	1	—	—	—	—	—	1	—	—	
335	Electrical equip, appliance & component mfg . . . . .	933	7 868	32 778	3	—	—	—	—	—	1	2	—	—	
3353	Electrical equipment mfg . . . . .	(C)	(D)	(D)	1	—	—	—	—	—	1	—	—	—	
33531	Electrical equipment mfg . . . . .	(C)	(D)	(D)	1	—	—	—	—	—	1	—	—	—	
3359	Other electrical equipment & component mfg . . . . .	(F)	(D)	(D)	2	—	—	—	—	—	—	2	—	—	
33591	Battery mfg . . . . .	(E)	(D)	(D)	1	—	—	—	—	—	—	1	—	—	
33592	Communication & energy wire & cable mfg . . . . .	(E)	(D)	(D)	1	—	—	—	—	—	—	1	—	—	
336	Transportation equipment mfg . . . . .	1 850	15 830	63 433	10	1	—	1	3	—	2	2	1	—	
3363	Motor vehicle parts mfg . . . . .	(G)	(D)	(D)	8	—	—	—	3	—	2	2	1	—	
33633	Motor vehicle steering & suspension parts mfg . . . . .	(F)	(D)	(D)	1	—	—	—	—	—	—	—	1	—	
33634	Motor vehicle brake system mfg . . . . .	(C)	(D)	(D)	1	—	—	—	—	—	1	—	—	—	
33637	Motor vehicle metal stamping . . . . .	810	6 201	24 022	4	—	—	—	1	—	1	2	—	—	
336370	Motor vehicle metal stamping . . . . .	810	6 201	24 022	4	—	—	—	1	—	1	2	—	—	
339	Miscellaneous mfg . . . . .	(C)	(D)	(D)	4	1	2	—	—	—	1	—	—	—	
3399	Other miscellaneous mfg . . . . .	(C)	(D)	(D)	2	—	1	—	—	—	1	—	—	—	
33999	All other misc mfg . . . . .	(C)	(D)	(D)	1	—	—	—	—	—	1	—	—	—	
<b>42</b>	<b>Wholesale trade . . . . .</b>	<b>686</b>	<b>5 809</b>	<b>24 840</b>	<b>44</b>	<b>20</b>	<b>11</b>	<b>7</b>	<b>3</b>	<b>2</b>	<b>—</b>	<b>1</b>	<b>—</b>	<b>—</b>	
421	Wholesale trade, durable goods . . . . .	178	1 154	4 926	26	13	6	5	2	—	—	—	—	—	
422	Wholesale trade, nondurable goods . . . . .	508	4 655	19 914	18	7	5	2	1	2	—	1	—	—	
4224	Grocery & related product whsle . . . . .	100	409	2 003	4	—	2	1	—	1	—	—	—	—	
4229	Miscellaneous nondurable goods whsle . . . . .	(E)	(D)	(D)	4	2	—	—	—	—	1	—	1	—	
42295	Paint, varnish & supplies whsle . . . . .	(E)	(D)	(D)	1	—	—	—	—	—	—	1	—	—	
<b>44-45</b>	<b>Retail trade . . . . .</b>	<b>3 859</b>	<b>13 589</b>	<b>59 188</b>	<b>316</b>	<b>155</b>	<b>78</b>	<b>53</b>	<b>18</b>	<b>6</b>	<b>3</b>	<b>3</b>	<b>—</b>	<b>—</b>	
441	Motor vehicle & parts dealers . . . . .	446	2 691	11 464	38	20	5	8	3	2	—	—	—	—	
4411	Automobile dealers . . . . .	334	2 190	9 356	19	10	2	2	3	2	—	—	—	—	
44111	New car dealers . . . . .	317	2 085	8 920	11	3	1	2	3	2	—	—	—	—	
441110	New car dealers . . . . .	317	2 085	8 920	11	3	1	2	3	2	—	—	—	—	
4413	Automotive parts, accessories & tire stores . . . . .	111	498	2 072	16	7	3	6	—	—	—	—	—	—	
444	Bldg material & garden equip & supp dealers . . . . .	346	1 451	7 633	24	11	2	8	1	2	—	—	—	—	
4441	Building material & supplies dealers . . . . .	286	1 241	6 760	18	9	2	4	1	2	—	—	—	—	
44419	Other building material dealers . . . . .	143	674	4 034	13	6	2	4	—	1	—	—	—	—	
444190	Other building material dealers . . . . .	143	674	4 034	13	6	2	4	—	1	—	—	—	—	
445	Food & beverage stores . . . . .	700	1 889	7 910	43	20	12	5	4	—	1	1	—	—	
4451	Grocery stores . . . . .	639	1 748	7 299	25	8	6	5	4	—	1	1	—	—	
44511	Grocery (except convenience) stores . . . . .	575	1 575	6 584	14	3	1	5	3	—	1	1	—	—	
445110	Grocery (except convenience) stores . . . . .	575	1 575	6 584	14	3	1	5	3	—	1	1	—	—	
446	Health & personal care stores . . . . .	141	623	2 764	17	5	6	5	1	—	—	—	—	—	
4461	Health & personal care stores . . . . .	141	623	2 764	17	5	6	5	1	—	—	—	—	—	
44611	Pharmacies & drug stores . . . . .	102	461	2 003	8	—	3	4	1	—	—	—	—	—	
446110	Pharmacies & drug stores . . . . .	102	461	2 003	8	—	3	4	1	—	—	—	—	—	
447	Gasoline stations . . . . .	444	1 184	4 532	54	20	15	15	3	1	—	—	—	—	
4471	Gasoline stations . . . . .	444	1 184	4 532	54	20	15	15	3	1	—	—	—	—	
44711	Gasoline stations with convenience stores . . . . .	278	685	2 703	35	10	13	9	3	—	—	—	—	—	
447110	Gasoline stations with convenience stores . . . . .	278	685	2 703	35	10	13	9	3	—	—	—	—	—	
44719	Other gasoline stations . . . . .	166	499	1 829	19	10	2	6	—	1	—	—	—	—	
447190	Other gasoline stations . . . . .	166	499	1 829	19	10	2	6	—	1	—	—	—	—	
448	Clothing & clothing accessories stores . . . . .	446	972	4 409	39	22	9	3	3	1	1	—	—	—	
4481	Clothing stores . . . . .	192	414	1 800	15	8	3	1	2	1	—	—	—	—	
44814	Family clothing stores . . . . .	152	327	1 409	6	3	—	—	2	1	—	—	—	—	
448140	Family clothing stores . . . . .	152	327	1 409	6	3	—	—	2	1	—	—	—	—	
4483	Jewelry, luggage & leather goods stores . . . . .	199	425	2 001	12	6	3	1	1	—	1	—	—	—	
44831	Jewelry stores . . . . .	199	425	2 001	12	6	3	1	1	—	1	—	—	—	
448310	Jewelry stores . . . . .	199	425	2 001	12	6	3	1	1	—	1	—	—	—	

Note: Employment-size classes are indicated as follows: A—0 to 19; B—20 to 99; C—100 to 249; E—250 to 499; F—500 to 999; G—1,000 to 2,499; H—2,500 to 4,999; I—5,000 to 9,999; J—10,000 to 24,999; K—25,000 to 49,999; L—50,000 to 99,999; M—100,000 or more.

**Table 6. Counties—Employees, Payroll, and Establishments by Industry: 1999—Con.**

[Excludes most government employees, railroad employees, and self-employed persons. Size class 1 to 4 includes establishments with payroll, but no employees, during mid-March pay period. (D) denotes figures withheld to avoid disclosing data for individual companies; the data are included in broader industry totals. Detailed industries with 100 or more employees are shown if industry was not a (D). For explanation of terms, abbreviations, and data reliability/comparability, see introductory text]

NAICS code	Industry	Number of employees for week including March 12	Payroll (\$1,000)		Total number of establishments	Number of establishments by employment-size class								
			First quarter	Annual		1 to 4	5 to 9	10 to 19	20 to 49	50 to 99	100 to 249	250 to 499	500 to 999	1,000 or more
<b>MADISON—Con.</b>														
<b>44-45</b>	<b>Retail trade—Con.</b>													
452	General merchandise stores .....	929	3 437	13 904	15	7	4	—	1	—	1	2	—	—
4521	Department stores .....	(C)	(D)	(D)	1	—	—	—	—	—	1	—	—	—
45211	Department stores .....	(C)	(D)	(D)	1	—	—	—	—	—	1	—	—	—
4529	Other general merchandise stores .....	(F)	(D)	(D)	14	7	4	—	1	—	—	2	—	—
45291	Warehouse clubs & superstores .....	(F)	(D)	(D)	2	—	—	—	—	—	—	2	—	—
453	Miscellaneous store retailers .....	205	769	3 581	39	22	11	4	2	—	—	—	—	—
4539	Other miscellaneous store retailers .....	102	517	2 480	19	10	6	2	1	—	—	—	—	—
<b>48-49</b>	<b>Transportation &amp; warehousing .....</b>	<b>161</b>	<b>670</b>	<b>3 174</b>	<b>28</b>	<b>17</b>	<b>6</b>	<b>3</b>	<b>2</b>	—	—	—	—	—
484	Truck transportation .....	141	605	2 902	21	12	4	3	2	—	—	—	—	—
<b>51</b>	<b>Information .....</b>	<b>457</b>	<b>2 585</b>	<b>13 513</b>	<b>22</b>	<b>8</b>	<b>6</b>	—	<b>4</b>	<b>3</b>	<b>1</b>	—	—	—
511	Publishing industries .....	(C)	(D)	(D)	5	2	1	—	—	2	—	—	—	—
5111	Newspaper, periodical, book, database publishers .....	(C)	(D)	(D)	5	2	1	—	—	2	—	—	—	—
513	Broadcasting & telecommunications .....	270	1 804	10 367	15	6	5	—	2	1	1	—	—	—
5132	Cable networks & program distribution .....	(C)	(D)	(D)	3	—	1	—	1	—	1	—	—	—
51322	Cable & other program distribution .....	(C)	(D)	(D)	3	—	1	—	1	—	1	—	—	—
5133	Telecommunications .....	(C)	(D)	(D)	10	5	3	—	1	1	—	—	—	—
<b>52</b>	<b>Finance &amp; insurance .....</b>	<b>463</b>	<b>2 810</b>	<b>11 950</b>	<b>89</b>	<b>54</b>	<b>24</b>	<b>9</b>	<b>2</b>	—	—	—	—	—
522	Credit intermediation & related activities .....	331	2 020	8 455	45	20	14	9	2	—	—	—	—	—
5221	Depository credit intermediation .....	286	1 740	7 148	30	8	11	9	2	—	—	—	—	—
52211	Commercial banking .....	273	1 678	6 889	26	5	10	9	2	—	—	—	—	—
522110	Commercial banking .....	273	1 678	6 889	26	5	10	9	2	—	—	—	—	—
524	Insurance carriers & related activities .....	112	630	2 503	37	28	9	—	—	—	—	—	—	—
<b>53</b>	<b>Real estate &amp; rental &amp; leasing .....</b>	<b>197</b>	<b>687</b>	<b>2 614</b>	<b>54</b>	<b>35</b>	<b>16</b>	<b>3</b>	—	—	—	—	—	—
531	Real estate .....	101	289	1 327	34	26	7	1	—	—	—	—	—	—
<b>54</b>	<b>Professional, scientific &amp; technical services .....</b>	<b>366</b>	<b>1 621</b>	<b>7 336</b>	<b>95</b>	<b>62</b>	<b>25</b>	<b>7</b>	<b>1</b>	—	—	—	—	—
541	Professional, scientific & technical services .....	366	1 621	7 336	95	62	25	7	1	—	—	—	—	—
5412	Accounting, tax prep, bookkeep, payroll services .....	112	390	1 398	17	8	5	3	1	—	—	—	—	—
54121	Accounting, tax prep, bookkeep, payroll services .....	112	390	1 398	17	8	5	3	1	—	—	—	—	—
<b>55</b>	<b>Management of companies &amp; enterprises .....</b>	<b>42</b>	<b>444</b>	<b>2 657</b>	<b>6</b>	<b>3</b>	<b>1</b>	<b>2</b>	—	—	—	—	—	—
<b>56</b>	<b>Admin, support, waste mgt, remediation services .....</b>	<b>872</b>	<b>3 618</b>	<b>15 528</b>	<b>50</b>	<b>31</b>	<b>7</b>	<b>4</b>	<b>4</b>	<b>1</b>	<b>3</b>	—	—	—
561	Administrative & support services .....	(F)	(D)	(D)	48	29	7	4	4	1	3	—	—	—
5613	Employment services .....	620	2 456	10 120	6	1	—	—	1	1	3	—	—	—
56132	Temporary help services .....	(F)	(D)	(D)	5	—	—	—	1	1	3	—	—	—
5619	Other support services .....	105	716	3 270	4	—	1	1	2	—	—	—	—	—
56199	All other support services .....	105	716	3 270	4	—	1	1	2	—	—	—	—	—
561990	All other support services .....	105	716	3 270	4	—	1	1	2	—	—	—	—	—
<b>61</b>	<b>Educational services .....</b>	<b>730</b>	<b>4 787</b>	<b>20 207</b>	<b>13</b>	<b>7</b>	<b>1</b>	—	<b>4</b>	—	—	—	<b>1</b>	—
611	Educational services .....	730	4 787	20 207	13	7	1	—	4	—	—	—	1	—
6113	Colleges, universities & professional schools ...	(F)	(D)	(D)	1	—	—	—	—	—	—	—	1	—
61131	Colleges, universities & professional schools ...	(F)	(D)	(D)	1	—	—	—	—	—	—	—	1	—
<b>62</b>	<b>Health care and social assistance .....</b>	<b>2 813</b>	<b>13 812</b>	<b>59 889</b>	<b>161</b>	<b>75</b>	<b>42</b>	<b>24</b>	<b>11</b>	<b>2</b>	<b>5</b>	<b>1</b>	<b>1</b>	—
621	Ambulatory health care services .....	801	5 646	24 763	115	58	32	18	7	—	—	—	—	—
6211	Offices of physicians .....	304	2 818	11 917	44	24	7	11	2	—	—	—	—	—
62111	Offices of physicians .....	304	2 818	11 917	44	24	7	11	2	—	—	—	—	—
621111	Offices of physicians (exc mental health) ...	304	2 818	11 917	44	24	7	11	2	—	—	—	—	—
6212	Offices of dentists .....	152	755	3 661	29	12	16	1	—	—	—	—	—	—
62121	Offices of dentists .....	152	755	3 661	29	12	16	1	—	—	—	—	—	—
621210	Offices of dentists .....	152	755	3 661	29	12	16	1	—	—	—	—	—	—
6213	Offices of other health practitioners .....	213	1 292	6 031	29	18	5	2	4	—	—	—	—	—
62134	Offices of PT, OT, speech therapy & audiology .....	114	718	3 351	8	3	1	1	3	—	—	—	—	—
621340	Offices of PT, OT, speech therapy & audiology .....	114	718	3 351	8	3	1	1	3	—	—	—	—	—
622	Hospitals .....	(F)	(D)	(D)	2	—	—	—	—	—	—	1	1	—
6221	General medical & surgical hospitals .....	(F)	(D)	(D)	2	—	—	—	—	—	—	1	1	—
62211	General medical & surgical hospitals .....	(F)	(D)	(D)	2	—	—	—	—	—	—	1	1	—
623	Nursing & residential care facilities .....	577	1 773	8 039	12	2	1	3	2	1	3	—	—	—
6231	Nursing care facilities .....	488	1 551	7 019	5	—	—	1	—	1	3	—	—	—
62311	Nursing care facilities .....	488	1 551	7 019	5	—	—	1	—	1	3	—	—	—
623110	Nursing care facilities .....	488	1 551	7 019	5	—	—	1	—	1	3	—	—	—
624	Social assistance .....	(E)	(D)	(D)	32	15	9	3	2	1	2	—	—	—
6241	Individual & family services .....	(C)	(D)	(D)	11	7	2	1	—	—	1	—	—	—
62419	Other individual & family services .....	(C)	(D)	(D)	2	1	—	—	—	—	1	—	—	—
6244	Child day care services .....	305	683	2 574	19	6	7	2	2	1	1	—	—	—
62441	Child day care services .....	305	683	2 574	19	6	7	2	2	1	1	—	—	—
624410	Child day care services .....	305	683	2 574	19	6	7	2	2	1	1	—	—	—

Note: Employment-size classes are indicated as follows: A—0 to 19; B—20 to 99; C—100 to 249; E—250 to 499; F—500 to 999; G—1,000 to 2,499; H—2,500 to 4,999; I—5,000 to 9,999; J—10,000 to 24,999; K—25,000 to 49,999; L—50,000 to 99,999; M—100,000 or more.

**Table 6. Counties—Employees, Payroll, and Establishments by Industry: 1999—Con.**

[Excludes most government employees, railroad employees, and self-employed persons. Size class 1 to 4 includes establishments with payroll, but no employees, during mid-March pay period. (D) denotes figures withheld to avoid disclosing data for individual companies; the data are included in broader industry totals. Detailed industries with 100 or more employees are shown if industry was not a (D). For explanation of terms, abbreviations, and data reliability/comparability, see introductory text]

NAICS code	Industry	Number of employees for week including March 12	Payroll (\$1,000)		Total number of establishments	Number of establishments by employment-size class									
			First quarter	Annual		1 to 4	5 to 9	10 to 19	20 to 49	50 to 99	100 to 249	250 to 499	500 to 999	1,000 or more	
<b>MADISON—Con.</b>															
<b>71</b>	<b>Arts, entertainment &amp; recreation</b> .....	<b>149</b>	<b>355</b>	<b>1 203</b>	<b>14</b>	<b>7</b>	<b>2</b>	<b>3</b>	<b>1</b>	<b>1</b>	—	—	—	—	
713	Amusement, gambling & recreation industries .....	138	322	1 035	10	4	1	3	1	1	—	—	—	—	
7139	Other amusement & recreation industries .....	(C)	(D)	(D)	9	3	1	3	1	1	—	—	—	—	
<b>72</b>	<b>Accommodation &amp; food services</b> .....	<b>3 022</b>	<b>5 679</b>	<b>25 805</b>	<b>135</b>	<b>28</b>	<b>21</b>	<b>29</b>	<b>40</b>	<b>15</b>	<b>2</b>	—	—	—	
721	Accommodation .....	305	617	2 732	22	5	6	7	3	1	—	—	—	—	
7211	Traveler accommodation .....	(E)	(D)	(D)	21	5	5	7	3	1	—	—	—	—	
72111	Hotels (exc casino hotels) & motels .....	(E)	(D)	(D)	20	4	5	7	3	1	—	—	—	—	
722	Food services & drinking places .....	2 717	5 062	23 073	113	23	15	22	37	14	2	—	—	—	
7221	Full-service restaurants .....	1 284	2 153	9 963	36	5	4	4	12	9	2	—	—	—	
72211	Full-service restaurants .....	1 284	2 153	9 963	36	5	4	4	12	9	2	—	—	—	
722110	Full-service restaurants .....	1 284	2 153	9 963	36	5	4	4	12	9	2	—	—	—	
7222	Limited-service eating places .....	1 320	2 684	11 976	62	12	5	16	24	5	—	—	—	—	
72221	Limited-service eating places .....	1 320	2 684	11 976	62	12	5	16	24	5	—	—	—	—	
722211	Limited-service restaurants .....	1 304	2 639	11 778	59	11	4	15	24	5	—	—	—	—	
<b>81</b>	<b>Other services (except public administration)</b> .....	<b>633</b>	<b>1 904</b>	<b>8 233</b>	<b>132</b>	<b>78</b>	<b>40</b>	<b>11</b>	<b>3</b>	—	—	—	—	—	
811	Repair & maintenance .....	105	310	1 522	32	23	7	2	—	—	—	—	—	—	
812	Personal & laundry services .....	235	740	3 069	39	17	17	4	1	—	—	—	—	—	
8123	Drycleaning & laundry services .....	103	327	1 119	14	6	7	—	1	—	—	—	—	—	
813	Religious, grantmaking, civic, prof & like organizations .....	293	854	3 642	61	38	16	5	2	—	—	—	—	—	
8131	Religious organizations .....	226	567	2 304	41	25	10	4	2	—	—	—	—	—	
81311	Religious organizations .....	226	567	2 304	41	25	10	4	2	—	—	—	—	—	
813110	Religious organizations .....	226	567	2 304	41	25	10	4	2	—	—	—	—	—	
<b>95</b>	<b>Auxiliaries (exc corporate, subsidiary &amp; regional mgt)</b> .....	<b>368</b>	<b>2 347</b>	<b>11 033</b>	<b>3</b>	—	—	—	<b>1</b>	<b>1</b>	—	<b>1</b>	—	—	
<b>99</b>	<b>Unclassified establishments</b> .....	<b>11</b>	<b>24</b>	<b>314</b>	<b>20</b>	<b>19</b>	<b>1</b>	—	—	—	—	—	—	—	
<b>MAGOFFIN</b>															
	<b>Total</b> .....	<b>1 905</b>	<b>8 267</b>	<b>37 101</b>	<b>209</b>	<b>125</b>	<b>41</b>	<b>23</b>	<b>13</b>	<b>4</b>	<b>3</b>	—	—	—	
<b>11</b>	<b>Forestry, fishing, hunting, and agriculture support</b> .....	<b>29</b>	<b>69</b>	<b>419</b>	<b>8</b>	<b>6</b>	<b>1</b>	<b>1</b>	—	—	—	—	—	—	
<b>21</b>	<b>Mining</b> .....	<b>(C)</b>	<b>(D)</b>	<b>(D)</b>	<b>5</b>	<b>1</b>	<b>2</b>	<b>1</b>	—	—	<b>1</b>	—	—	—	
213	Mining support activities .....	(C)	(D)	(D)	3	—	1	1	—	—	1	—	—	—	
2131	Mining support activities .....	(C)	(D)	(D)	3	—	1	1	—	—	1	—	—	—	
21311	Mining support activities .....	(C)	(D)	(D)	3	—	1	1	—	—	1	—	—	—	
<b>22</b>	<b>Utilities</b> .....	<b>(A)</b>	<b>(D)</b>	<b>(D)</b>	<b>1</b>	<b>1</b>	—	—	—	—	—	—	—	—	
<b>23</b>	<b>Construction</b> .....	<b>152</b>	<b>816</b>	<b>4 008</b>	<b>14</b>	<b>6</b>	<b>4</b>	<b>2</b>	<b>1</b>	<b>1</b>	—	—	—	—	
<b>31-33</b>	<b>Manufacturing</b> .....	<b>(E)</b>	<b>(D)</b>	<b>(D)</b>	<b>3</b>	<b>1</b>	—	—	—	<b>1</b>	<b>1</b>	—	—	—	
333	Machinery mfg .....	(C)	(D)	(D)	1	—	—	—	—	—	1	—	—	—	
3339	Other general purpose machinery mfg .....	(C)	(D)	(D)	1	—	—	—	—	—	1	—	—	—	
33392	Material handling equipment mfg .....	(C)	(D)	(D)	1	—	—	—	—	—	1	—	—	—	
<b>42</b>	<b>Wholesale trade</b> .....	<b>57</b>	<b>393</b>	<b>1 916</b>	<b>5</b>	<b>1</b>	<b>2</b>	—	<b>2</b>	—	—	—	—	—	
<b>44-45</b>	<b>Retail trade</b> .....	<b>282</b>	<b>886</b>	<b>3 751</b>	<b>47</b>	<b>24</b>	<b>13</b>	<b>8</b>	<b>2</b>	—	—	—	—	—	
<b>48-49</b>	<b>Transportation &amp; warehousing</b> .....	<b>128</b>	<b>475</b>	<b>1 931</b>	<b>43</b>	<b>35</b>	<b>6</b>	<b>2</b>	—	—	—	—	—	—	
<b>51</b>	<b>Information</b> .....	<b>14</b>	<b>39</b>	<b>172</b>	<b>5</b>	<b>4</b>	<b>1</b>	—	—	—	—	—	—	—	
<b>52</b>	<b>Finance &amp; insurance</b> .....	<b>70</b>	<b>283</b>	<b>1 395</b>	<b>10</b>	<b>5</b>	<b>3</b>	<b>1</b>	<b>1</b>	—	—	—	—	—	
<b>53</b>	<b>Real estate &amp; rental &amp; leasing</b> .....	<b>(B)</b>	<b>(D)</b>	<b>(D)</b>	<b>5</b>	<b>4</b>	—	—	<b>1</b>	—	—	—	—	—	
<b>54</b>	<b>Professional, scientific &amp; technical services</b> .....	<b>91</b>	<b>496</b>	<b>2 237</b>	<b>14</b>	<b>10</b>	<b>3</b>	—	—	<b>1</b>	—	—	—	—	
<b>56</b>	<b>Admin, support, waste mgt, remediation services</b> .....	<b>19</b>	<b>47</b>	<b>215</b>	<b>3</b>	<b>2</b>	—	<b>1</b>	—	—	—	—	—	—	
<b>61</b>	<b>Educational services</b> .....	<b>(A)</b>	<b>(D)</b>	<b>(D)</b>	<b>1</b>	<b>1</b>	—	—	—	—	—	—	—	—	
<b>62</b>	<b>Health care and social assistance</b> .....	<b>350</b>	<b>1 255</b>	<b>5 624</b>	<b>21</b>	<b>10</b>	<b>3</b>	<b>4</b>	<b>3</b>	—	<b>1</b>	—	—	—	
623	Nursing & residential care facilities .....	(C)	(D)	(D)	2	—	—	1	—	—	1	—	—	—	
6231	Nursing care facilities .....	(C)	(D)	(D)	1	—	—	—	—	—	1	—	—	—	
62311	Nursing care facilities .....	(C)	(D)	(D)	1	—	—	—	—	—	1	—	—	—	
<b>72</b>	<b>Accommodation &amp; food services</b> .....	<b>223</b>	<b>357</b>	<b>1 488</b>	<b>12</b>	<b>4</b>	<b>1</b>	<b>3</b>	<b>3</b>	<b>1</b>	—	—	—	—	
722	Food services & drinking places .....	223	357	1 488	12	4	1	3	3	1	—	—	—	—	
7222	Limited-service eating places .....	202	317	1 364	8	1	1	2	3	1	—	—	—	—	
72221	Limited-service eating places .....	202	317	1 364	8	1	1	2	3	1	—	—	—	—	
<b>81</b>	<b>Other services (except public administration)</b> .....	<b>27</b>	<b>92</b>	<b>475</b>	<b>11</b>	<b>9</b>	<b>2</b>	—	—	—	—	—	—	—	
<b>99</b>	<b>Unclassified establishments</b> .....	<b>(A)</b>	<b>(D)</b>	<b>(D)</b>	<b>1</b>	<b>1</b>	—	—	—	—	—	—	—	—	

Note: Employment-size classes are indicated as follows: A—0 to 19; B—20 to 99; C—100 to 249; E—250 to 499; F—500 to 999; G—1,000 to 2,499; H—2,500 to 4,999; I—5,000 to 9,999; J—10,000 to 24,999; K—25,000 to 49,999; L—50,000 to 99,999; M—100,000 or more.

**Table 6. Counties—Employees, Payroll, and Establishments by Industry: 1999—Con.**

[Excludes most government employees, railroad employees, and self-employed persons. Size class 1 to 4 includes establishments with payroll, but no employees, during mid-March pay period. (D) denotes figures withheld to avoid disclosing data for individual companies; the data are included in broader industry totals. Detailed industries with 100 or more employees are shown if industry was not a (D). For explanation of terms, abbreviations, and data reliability/comparability, see introductory text]

NAICS code	Industry	Number of employees for week including March 12	Payroll (\$1,000)		Total number of establishments	Number of establishments by employment-size class								
			First quarter	Annual		1 to 4	5 to 9	10 to 19	20 to 49	50 to 99	100 to 249	250 to 499	500 to 999	1,000 or more
<b>MARION</b>														
	<b>Total</b> .....	<b>5 210</b>	<b>23 173</b>	<b>102 998</b>	<b>329</b>	<b>163</b>	<b>80</b>	<b>40</b>	<b>24</b>	<b>8</b>	<b>11</b>	<b>3</b>		
11	Forestry, fishing, hunting, and agriculture support .....	(A)	(D)	(D)	1	—	1	—	—	—	—	—	—	—
21	Mining .....	(A)	(D)	(D)	1	—	—	1	—	—	—	—	—	—
22	Utilities .....	(A)	(D)	(D)	1	1	—	—	—	—	—	—	—	—
23	Construction .....	197	674	3 903	46	32	10	3	1	—	—	—	—	—
31-33	Manufacturing .....	1 861	11 690	52 163	24	1	3	4	6	4	5	1	—	—
321	Wood product mfg .....	376	1 958	7 972	5	—	—	1	1	2	1	—	—	—
3219	Other wood product mfg .....	376	1 958	7 972	5	—	—	1	1	2	1	—	—	—
32192	Wood container & pallet mfg .....	(E)	(D)	(D)	2	—	—	—	—	1	1	—	—	—
323	Printing & related support activities .....	(C)	(D)	(D)	2	—	—	1	—	—	1	—	—	—
3231	Printing & related support activities .....	(C)	(D)	(D)	2	—	—	1	—	—	1	—	—	—
32311	Printing .....	(C)	(D)	(D)	2	—	—	1	—	—	1	—	—	—
326	Plastics & rubber products mfg .....	(E)	(D)	(D)	2	—	—	—	—	—	2	—	—	—
3261	Plastics product mfg .....	(E)	(D)	(D)	2	—	—	—	—	—	2	—	—	—
32619	Other plastics product mfg .....	(E)	(D)	(D)	2	—	—	—	—	—	2	—	—	—
332	Fabricated metal product mfg .....	718	4 687	20 245	6	—	1	1	1	1	1	1	—	—
3323	Architectural & structural metals mfg .....	(C)	(D)	(D)	1	—	—	—	—	—	1	—	—	—
33231	Plate work & fabricated structural prod mfg .....	(C)	(D)	(D)	1	—	—	—	—	—	1	—	—	—
3329	Other fabricated metal product mfg .....	(E)	(D)	(D)	1	—	—	—	—	—	—	1	—	—
33299	All other fabricated metal product mfg .....	(E)	(D)	(D)	1	—	—	—	—	—	—	1	—	—
336	Transportation equipment mfg .....	(C)	(D)	(D)	2	—	—	—	1	1	—	—	—	—
3363	Motor vehicle parts mfg .....	(C)	(D)	(D)	2	—	—	—	1	1	—	—	—	—
42	Wholesale trade .....	96	542	2 419	13	7	2	3	1	—	—	—	—	—
44-45	Retail trade .....	662	1 928	8 428	78	40	26	9	—	1	2	—	—	—
445	Food & beverage stores .....	248	549	2 475	16	9	2	3	—	1	1	—	—	—
4451	Grocery stores .....	226	503	2 325	10	4	1	3	—	1	1	—	—	—
44511	Grocery (except convenience) stores .....	204	449	2 085	6	1	1	2	—	1	1	—	—	—
445110	Grocery (except convenience) stores .....	204	449	2 085	6	1	1	2	—	1	1	—	—	—
452	General merchandise stores .....	133	431	1 841	5	2	2	—	—	—	1	—	—	—
4521	Department stores .....	(C)	(D)	(D)	1	—	—	—	—	—	1	—	—	—
45211	Department stores .....	(C)	(D)	(D)	1	—	—	—	—	—	1	—	—	—
48-49	Transportation & warehousing .....	18	47	259	9	7	2	—	—	—	—	—	—	—
51	Information .....	(A)	(D)	(D)	2	1	—	1	—	—	—	—	—	—
52	Finance & insurance .....	135	824	3 494	20	11	4	3	2	—	—	—	—	—
522	Credit intermediation & related activities .....	106	715	3 005	11	5	2	2	2	—	—	—	—	—
53	Real estate & rental & leasing .....	16	83	392	7	5	2	—	—	—	—	—	—	—
54	Professional, scientific & technical services .....	104	565	2 880	19	11	5	2	1	—	—	—	—	—
541	Professional, scientific & technical services .....	104	565	2 880	19	11	5	2	1	—	—	—	—	—
56	Admin, support, waste mgt, remediation services .....	395	1 149	5 096	9	6	—	1	—	—	1	1	—	—
561	Administrative & support services .....	395	1 149	5 096	9	6	—	1	—	—	1	1	—	—
5612	Facilities support services .....	(C)	(D)	(D)	1	—	—	—	—	—	1	—	—	—
56121	Facilities support services .....	(C)	(D)	(D)	1	—	—	—	—	—	1	—	—	—
5613	Employment services .....	(E)	(D)	(D)	1	—	—	—	—	—	—	1	—	—
56131	Employment placement agencies .....	(E)	(D)	(D)	1	—	—	—	—	—	—	1	—	—
61	Educational services .....	(C)	(D)	(D)	3	—	1	—	1	—	1	—	—	—
611	Educational services .....	(C)	(D)	(D)	3	—	1	—	1	—	1	—	—	—
6111	Elementary & secondary schools .....	(C)	(D)	(D)	3	—	1	—	1	—	1	—	—	—
61111	Elementary & secondary schools .....	(C)	(D)	(D)	3	—	1	—	1	—	1	—	—	—
62	Health care and social assistance .....	880	3 619	15 785	34	10	11	4	4	3	1	1	—	—
621	Ambulatory health care services .....	483	2 221	9 932	20	7	7	2	2	1	—	1	—	—
6211	Offices of physicians .....	101	655	3 465	11	3	5	1	2	—	—	—	—	—
62111	Offices of physicians .....	101	655	3 465	11	3	5	1	2	—	—	—	—	—
6214	Outpatient care centers .....	(E)	(D)	(D)	2	—	—	1	—	—	—	1	—	—
62149	Other outpatient care centers .....	(E)	(D)	(D)	1	—	—	—	—	—	—	1	—	—
623	Nursing & residential care facilities .....	(E)	(D)	(D)	5	—	1	1	1	1	1	—	—	—
6231	Nursing care facilities .....	232	1 018	3 924	3	—	—	—	1	1	1	—	—	—
62311	Nursing care facilities .....	232	1 018	3 924	3	—	—	—	1	1	1	—	—	—
623110	Nursing care facilities .....	232	1 018	3 924	3	—	—	—	1	1	1	—	—	—
624	Social assistance .....	(C)	(D)	(D)	9	3	3	1	1	1	—	—	—	—
71	Arts, entertainment & recreation .....	11	23	86	3	2	1	—	—	—	—	—	—	—
72	Accommodation & food services .....	397	721	2 870	29	10	5	6	8	—	—	—	—	—
722	Food services & drinking places .....	380	685	2 719	24	6	5	5	8	—	—	—	—	—
7221	Full-service restaurants .....	154	256	908	10	2	3	2	3	—	—	—	—	—
72211	Full-service restaurants .....	154	256	908	10	2	3	2	3	—	—	—	—	—
722110	Full-service restaurants .....	154	256	908	10	2	3	2	3	—	—	—	—	—
7222	Limited-service eating places .....	206	372	1 541	10	2	1	2	5	—	—	—	—	—
72221	Limited-service eating places .....	206	372	1 541	10	2	1	2	5	—	—	—	—	—
722211	Limited-service restaurants .....	206	372	1 541	10	2	1	2	5	—	—	—	—	—

Note: Employment-size classes are indicated as follows: A—0 to 19; B—20 to 99; C—100 to 249; E—250 to 499; F—500 to 999; G—1,000 to 2,499; H—2,500 to 4,999; I—5,000 to 9,999; J—10,000 to 24,999; K—25,000 to 49,999; L—50,000 to 99,999; M—100,000 or more.



**Table 6. Counties—Employees, Payroll, and Establishments by Industry: 1999—Con.**

[Excludes most government employees, railroad employees, and self-employed persons. Size class 1 to 4 includes establishments with payroll, but no employees, during mid-March pay period. (D) denotes figures withheld to avoid disclosing data for individual companies; the data are included in broader industry totals. Detailed industries with 100 or more employees are shown if industry was not a (D). For explanation of terms, abbreviations, and data reliability/comparability, see introductory text]

NAICS code	Industry	Number of employees for week including March 12	Payroll (\$1,000)		Total number of establishments	Number of establishments by employment-size class									
			First quarter	Annual		1 to 4	5 to 9	10 to 19	20 to 49	50 to 99	100 to 249	250 to 499	500 to 999	1,000 or more	
<b>MARION—Con.</b>															
<b>81</b>	<b>Other services (except public administration)</b>	<b>249</b>	<b>660</b>	<b>2 648</b>	<b>29</b>	<b>18</b>	<b>7</b>	<b>3</b>	—	—	<b>1</b>	—	—	—	
813	Religious, grantmaking, civic, prof & like organizations	192	366	1 489	16	9	5	1	—	—	1	—	—	—	
8131	Religious organizations	165	293	1 192	10	5	4	—	—	—	1	—	—	—	
81311	Religious organizations	165	293	1 192	10	5	4	—	—	—	1	—	—	—	
813110	Religious organizations	165	293	1 192	10	5	4	—	—	—	1	—	—	—	
<b>99</b>	<b>Unclassified establishments</b>	<b>(A)</b>	<b>(D)</b>	<b>(D)</b>	<b>1</b>	<b>1</b>	—	—	—	—	—	—	—	—	
<b>MARSHALL</b>															
	<b>Total</b>	<b>8 455</b>	<b>60 091</b>	<b>264 673</b>	<b>651</b>	<b>351</b>	<b>125</b>	<b>91</b>	<b>58</b>	<b>9</b>	<b>14</b>	<b>2</b>	<b>1</b>	—	
<b>11</b>	<b>Forestry, fishing, hunting, and agriculture support</b>	<b>(A)</b>	<b>(D)</b>	<b>(D)</b>	<b>1</b>	<b>1</b>	—	—	—	—	—	—	—	—	
<b>21</b>	<b>Mining</b>	<b>(A)</b>	<b>(D)</b>	<b>(D)</b>	<b>1</b>	—	—	<b>1</b>	—	—	—	—	—	—	
<b>22</b>	<b>Utilities</b>	<b>(A)</b>	<b>(D)</b>	<b>(D)</b>	<b>2</b>	—	<b>2</b>	—	—	—	—	—	—	—	
<b>23</b>	<b>Construction</b>	<b>919</b>	<b>6 515</b>	<b>29 497</b>	<b>90</b>	<b>44</b>	<b>24</b>	<b>10</b>	<b>10</b>	<b>1</b>	<b>1</b>	—	—	—	
233	Building, developing & general contracting	186	1 077	5 302	25	13	7	3	2	—	—	—	—	—	
2333	Nonresidential building construction	102	740	3 788	8	2	4	—	2	—	—	—	—	—	
235	Special trade contractors	651	5 001	21 993	54	25	15	5	7	1	1	—	—	—	
2351	Plumbing, heating & AC contractor	292	2 600	9 208	10	2	3	2	1	1	1	—	—	—	
23511	Plumbing, heating & AC contractor	292	2 600	9 208	10	2	3	2	1	1	1	—	—	—	
235110	Plumbing, heating & AC contractor	292	2 600	9 208	10	2	3	2	1	1	1	—	—	—	
2353	Electrical contractors	175	1 607	8 164	10	5	—	1	4	—	—	—	—	—	
23531	Electrical contractors	175	1 607	8 164	10	5	—	1	4	—	—	—	—	—	
235310	Electrical contractors	175	1 607	8 164	10	5	—	1	4	—	—	—	—	—	
<b>31-33</b>	<b>Manufacturing</b>	<b>2 723</b>	<b>31 267</b>	<b>135 823</b>	<b>36</b>	<b>12</b>	<b>5</b>	<b>3</b>	<b>5</b>	<b>1</b>	<b>7</b>	<b>2</b>	<b>1</b>	—	
321	Wood product mfg	228	1 068	5 804	4	—	—	1	2	—	1	—	—	—	
3219	Other wood product mfg	(C)	(D)	(D)	3	—	—	1	1	—	1	—	—	—	
32199	All other wood product mfg	(C)	(D)	(D)	1	—	—	—	—	—	1	—	—	—	
325	Chemical mfg	1 836	24 472	101 735	11	2	—	—	2	1	3	2	1	—	
3251	Basic chemical mfg	(G)	(D)	(D)	7	—	—	—	2	—	3	1	1	—	
32512	Industrial gas mfg	(E)	(D)	(D)	2	—	—	—	1	—	—	1	—	—	
32518	Other basic inorganic chemical mfg	(C)	(D)	(D)	1	—	—	—	—	—	1	—	—	—	
32519	Other basic organic chemical mfg	923	12 829	54 172	4	—	—	—	1	—	2	—	1	—	
325199	All other basic organic chemical mfg	923	12 829	54 172	4	—	—	—	1	—	2	—	1	—	
3252	Resin, syn rubber, artf & syn fibers, fil mfg	(E)	(D)	(D)	2	—	—	—	—	1	—	1	—	—	
32521	Resin & synthetic rubber mfg	(E)	(D)	(D)	2	—	—	—	—	1	—	1	—	—	
331	Primary metal mfg	551	5 173	25 481	3	—	—	—	—	—	3	—	—	—	
3311	Iron & steel mills & ferroalloy mfg	(C)	(D)	(D)	1	—	—	—	—	—	1	—	—	—	
33111	Iron & steel mills & ferroalloy mfg	(C)	(D)	(D)	1	—	—	—	—	—	1	—	—	—	
3313	Alumina & aluminum production & processing	(C)	(D)	(D)	1	—	—	—	—	—	1	—	—	—	
33131	Alumina & aluminum production & processing	(C)	(D)	(D)	1	—	—	—	—	—	1	—	—	—	
3314	Nonferrous (exc alum) production & processing	(C)	(D)	(D)	1	—	—	—	—	—	1	—	—	—	
33149	Other nonferrous roll, draw, extruding, alloying	(C)	(D)	(D)	1	—	—	—	—	—	1	—	—	—	
<b>42</b>	<b>Wholesale trade</b>	<b>261</b>	<b>1 645</b>	<b>7 871</b>	<b>40</b>	<b>24</b>	<b>5</b>	<b>10</b>	<b>1</b>	—	—	—	—	—	
421	Wholesale trade, durable goods	141	883	4 387	28	20	3	5	—	—	—	—	—	—	
422	Wholesale trade, nondurable goods	120	762	3 484	12	4	2	5	1	—	—	—	—	—	
<b>44-45</b>	<b>Retail trade</b>	<b>1 117</b>	<b>4 317</b>	<b>18 602</b>	<b>127</b>	<b>60</b>	<b>27</b>	<b>26</b>	<b>13</b>	<b>1</b>	—	—	—	—	
441	Motor vehicle & parts dealers	162	926	4 000	20	11	3	3	3	—	—	—	—	—	
444	Bldg material & garden equip & supp dealers	121	521	2 093	11	3	2	5	1	—	—	—	—	—	
4441	Building material & supplies dealers	100	462	1 799	8	2	1	4	1	—	—	—	—	—	
445	Food & beverage stores	(C)	(D)	(D)	11	4	—	2	5	—	—	—	—	—	
4451	Grocery stores	192	504	2 189	10	3	—	2	5	—	—	—	—	—	
44511	Grocery (except convenience) stores	192	504	2 189	10	3	—	2	5	—	—	—	—	—	
445110	Grocery (except convenience) stores	192	504	2 189	10	3	—	2	5	—	—	—	—	—	
447	Gasoline stations	224	599	2 635	29	10	8	10	1	—	—	—	—	—	
4471	Gasoline stations	224	599	2 635	29	10	8	10	1	—	—	—	—	—	
44711	Gasoline stations with convenience stores	172	456	2 014	23	7	6	10	—	—	—	—	—	—	
447110	Gasoline stations with convenience stores	172	456	2 014	23	7	6	10	—	—	—	—	—	—	
452	General merchandise stores	146	566	2 351	5	1	2	—	1	—	1	—	—	—	
4521	Department stores	(C)	(D)	(D)	1	—	—	—	—	—	1	—	—	—	
45211	Department stores	(C)	(D)	(D)	1	—	—	—	—	—	1	—	—	—	
453	Miscellaneous store retailers	108	417	2 056	22	14	5	2	1	—	—	—	—	—	
<b>48-49</b>	<b>Transportation &amp; warehousing</b>	<b>132</b>	<b>1 035</b>	<b>3 829</b>	<b>23</b>	<b>16</b>	<b>3</b>	<b>2</b>	<b>2</b>	—	—	—	—	—	
<b>51</b>	<b>Information</b>	<b>162</b>	<b>965</b>	<b>4 342</b>	<b>12</b>	<b>4</b>	<b>4</b>	<b>1</b>	<b>2</b>	<b>1</b>	—	—	—	—	
513	Broadcasting & telecommunications	111	610	2 844	7	2	3	1	—	1	—	—	—	—	

Note: Employment-size classes are indicated as follows: A—0 to 19; B—20 to 99; C—100 to 249; E—250 to 499; F—500 to 999; G—1,000 to 2,499; H—2,500 to 4,999; I—5,000 to 9,999; J—10,000 to 24,999; K—25,000 to 49,999; L—50,000 to 99,999; M—100,000 or more.

**Table 6. Counties—Employees, Payroll, and Establishments by Industry: 1999—Con.**

[Excludes most government employees, railroad employees, and self-employed persons. Size class 1 to 4 includes establishments with payroll, but no employees, during mid-March pay period. (D) denotes figures withheld to avoid disclosing data for individual companies; the data are included in broader industry totals. Detailed industries with 100 or more employees are shown if industry was not a (D). For explanation of terms, abbreviations, and data reliability/comparability, see introductory text]

NAICS code	Industry	Number of employees for week including March 12	Payroll (\$1,000)		Total number of establishments	Number of establishments by employment-size class								
			First quarter	Annual		1 to 4	5 to 9	10 to 19	20 to 49	50 to 99	100 to 249	250 to 499	500 to 999	1,000 or more
<b>MARSHALL—Con.</b>														
<b>52</b>	<b>Finance &amp; insurance</b> .....	<b>345</b>	<b>1 930</b>	<b>8 969</b>	<b>34</b>	<b>16</b>	<b>11</b>	<b>3</b>	<b>3</b>	—	<b>1</b>	—	—	—
522	Credit intermediation & related activities .....	241	1 259	5 655	16	5	6	3	1	—	1	—	—	—
5221	Depository credit intermediation .....	(C)	(D)	(D)	15	4	6	3	1	—	1	—	—	—
52211	Commercial banking .....	(C)	(D)	(D)	14	4	5	3	1	—	1	—	—	—
524	Insurance carriers & related activities .....	(C)	(D)	(D)	16	9	5	—	2	—	—	—	—	—
<b>53</b>	<b>Real estate &amp; rental &amp; leasing</b> .....	<b>123</b>	<b>629</b>	<b>3 234</b>	<b>17</b>	<b>12</b>	<b>2</b>	<b>2</b>	—	<b>1</b>	—	—	—	—
531	Real estate .....	(C)	(D)	(D)	14	11	1	1	—	1	—	—	—	—
<b>54</b>	<b>Professional, scientific &amp; technical services</b> .....	<b>183</b>	<b>1 246</b>	<b>5 745</b>	<b>33</b>	<b>23</b>	<b>6</b>	<b>3</b>	—	<b>1</b>	—	—	—	—
541	Professional, scientific & technical services .....	183	1 246	5 745	33	23	6	3	—	1	—	—	—	—
5413	Architectural, engineering & related services ...	100	955	4 480	11	7	1	2	—	1	—	—	—	—
<b>56</b>	<b>Admin, support, waste mgmt, remediation services</b> .....	<b>293</b>	<b>2 332</b>	<b>9 976</b>	<b>25</b>	<b>18</b>	<b>1</b>	<b>3</b>	<b>2</b>	—	<b>1</b>	—	—	—
562	Waste management & remediation services .....	233	2 005	8 374	6	1	1	1	2	—	1	—	—	—
5622	Waste treatment & disposal .....	(C)	(D)	(D)	2	—	—	1	—	—	1	—	—	—
56221	Waste treatment & disposal .....	(C)	(D)	(D)	2	—	—	1	—	—	1	—	—	—
<b>61</b>	<b>Educational services</b> .....	<b>(A)</b>	<b>(D)</b>	<b>(D)</b>	<b>1</b>	—	<b>1</b>	—	—	—	—	—	—	—
<b>62</b>	<b>Health care and social assistance</b> .....	<b>923</b>	<b>4 429</b>	<b>18 508</b>	<b>42</b>	<b>19</b>	<b>8</b>	<b>7</b>	<b>2</b>	<b>3</b>	<b>3</b>	—	—	—
621	Ambulatory health care services .....	366	1 950	8 273	28	16	5	4	1	1	1	—	—	—
6211	Offices of physicians .....	100	654	2 909	12	7	2	2	1	—	—	—	—	—
62111	Offices of physicians .....	100	654	2 909	12	7	2	2	1	—	—	—	—	—
6219	Other ambulatory health care services .....	(C)	(D)	(D)	1	—	—	—	—	—	1	—	—	—
62191	Ambulance services .....	(C)	(D)	(D)	1	—	—	—	—	—	1	—	—	—
622	Hospitals .....	(C)	(D)	(D)	1	—	—	—	—	—	1	—	—	—
6221	General medical & surgical hospitals .....	(C)	(D)	(D)	1	—	—	—	—	—	1	—	—	—
62211	General medical & surgical hospitals .....	(C)	(D)	(D)	1	—	—	—	—	—	1	—	—	—
623	Nursing & residential care facilities .....	(E)	(D)	(D)	5	2	—	—	—	2	1	—	—	—
6231	Nursing care facilities .....	262	1 101	4 774	3	—	—	—	—	2	1	—	—	—
62311	Nursing care facilities .....	262	1 101	4 774	3	—	—	—	—	2	1	—	—	—
623110	Nursing care facilities .....	262	1 101	4 774	3	—	—	—	—	2	1	—	—	—
<b>71</b>	<b>Arts, entertainment &amp; recreation</b> .....	<b>84</b>	<b>484</b>	<b>2 710</b>	<b>15</b>	<b>9</b>	<b>4</b>	<b>1</b>	<b>1</b>	—	—	—	—	—
<b>72</b>	<b>Accommodation &amp; food services</b> .....	<b>763</b>	<b>1 302</b>	<b>6 741</b>	<b>64</b>	<b>29</b>	<b>5</b>	<b>14</b>	<b>16</b>	—	—	—	—	—
721	Accommodation .....	202	381	2 030	26	15	3	4	4	—	—	—	—	—
7211	Traveler accommodation .....	(C)	(D)	(D)	21	10	3	4	4	—	—	—	—	—
72111	Hotels (exc casino hotels) & motels .....	186	363	1 867	20	9	3	4	4	—	—	—	—	—
721110	Hotels (exc casino hotels) & motels .....	186	363	1 867	20	9	3	4	4	—	—	—	—	—
722	Food services & drinking places .....	561	921	4 711	38	14	2	10	12	—	—	—	—	—
7221	Full-service restaurants .....	(E)	(D)	(D)	20	7	2	7	4	—	—	—	—	—
72211	Full-service restaurants .....	(E)	(D)	(D)	20	7	2	7	4	—	—	—	—	—
7222	Limited-service eating places .....	302	509	2 487	17	6	—	3	8	—	—	—	—	—
72221	Limited-service eating places .....	302	509	2 487	17	6	—	3	8	—	—	—	—	—
722211	Limited-service restaurants .....	302	509	2 487	17	6	—	3	8	—	—	—	—	—
<b>81</b>	<b>Other services (except public administration)</b> .....	<b>370</b>	<b>1 602</b>	<b>6 530</b>	<b>78</b>	<b>55</b>	<b>16</b>	<b>5</b>	<b>1</b>	<b>1</b>	—	—	—	—
811	Repair & maintenance .....	136	921	3 873	21	14	2	4	—	1	—	—	—	—
813	Religious, grantmaking, civic, prof & like organizations .....	215	593	2 272	49	34	13	1	1	—	—	—	—	—
8131	Religious organizations .....	166	487	1 806	34	25	7	1	1	—	—	—	—	—
81311	Religious organizations .....	166	487	1 806	34	25	7	1	1	—	—	—	—	—
813110	Religious organizations .....	166	487	1 806	34	25	7	1	1	—	—	—	—	—
<b>95</b>	<b>Auxiliaries (exc corporate, subsidiary &amp; regional mgt)</b> .....	<b>(A)</b>	<b>(D)</b>	<b>(D)</b>	<b>1</b>	<b>1</b>	—	—	—	—	—	—	—	—
<b>99</b>	<b>Unclassified establishments</b> .....	<b>14</b>	<b>40</b>	<b>130</b>	<b>9</b>	<b>8</b>	<b>1</b>	—	—	—	—	—	—	—
<b>MARTIN</b>														
	<b>Total</b> .....	<b>2 042</b>	<b>14 895</b>	<b>61 923</b>	<b>181</b>	<b>103</b>	<b>33</b>	<b>20</b>	<b>15</b>	<b>8</b>	<b>2</b>	—	—	—
<b>11</b>	<b>Forestry, fishing, hunting, and agriculture support</b> .....	<b>(A)</b>	<b>(D)</b>	<b>(D)</b>	<b>3</b>	<b>2</b>	—	<b>1</b>	—	—	—	—	—	—
<b>21</b>	<b>Mining</b> .....	<b>745</b>	<b>9 098</b>	<b>37 566</b>	<b>16</b>	<b>4</b>	—	—	<b>8</b>	<b>2</b>	<b>2</b>	—	—	—
212	Mining (except oil & gas) .....	(F)	(D)	(D)	14	2	—	—	8	2	2	—	—	—
2121	Coal mining .....	(F)	(D)	(D)	14	2	—	—	8	2	2	—	—	—
21211	Coal mining .....	(F)	(D)	(D)	14	2	—	—	8	2	2	—	—	—
212112	Bituminous coal underground mining .....	507	5 896	24 502	9	1	—	—	5	2	1	—	—	—
<b>22</b>	<b>Utilities</b> .....	<b>(A)</b>	<b>(D)</b>	<b>(D)</b>	<b>1</b>	<b>1</b>	—	—	—	—	—	—	—	—
<b>23</b>	<b>Construction</b> .....	<b>36</b>	<b>116</b>	<b>597</b>	<b>11</b>	<b>8</b>	<b>3</b>	—	—	—	—	—	—	—
<b>31-33</b>	<b>Manufacturing</b> .....	<b>(A)</b>	<b>(D)</b>	<b>(D)</b>	<b>2</b>	<b>1</b>	<b>1</b>	—	—	—	—	—	—	—
<b>42</b>	<b>Wholesale trade</b> .....	<b>49</b>	<b>434</b>	<b>1 692</b>	<b>4</b>	<b>1</b>	—	<b>2</b>	<b>1</b>	—	—	—	—	—

Note: Employment-size classes are indicated as follows: A—0 to 19; B—20 to 99; C—100 to 249; E—250 to 499; F—500 to 999; G—1,000 to 2,499; H—2,500 to 4,999; I—5,000 to 9,999; J—10,000 to 24,999; K—25,000 to 49,999; L—50,000 to 99,999; M—100,000 or more.

**Table 6. Counties—Employees, Payroll, and Establishments by Industry: 1999—Con.**

[Excludes most government employees, railroad employees, and self-employed persons. Size class 1 to 4 includes establishments with payroll, but no employees, during mid-March pay period. (D) denotes figures withheld to avoid disclosing data for individual companies; the data are included in broader industry totals. Detailed industries with 100 or more employees are shown if industry was not a (D). For explanation of terms, abbreviations, and data reliability/comparability, see introductory text]

NAICS code	Industry	Number of employees for week including March 12	Payroll (\$1,000)		Total number of establishments	Number of establishments by employment-size class								
			First quarter	Annual		1 to 4	5 to 9	10 to 19	20 to 49	50 to 99	100 to 249	250 to 499	500 to 999	1,000 or more
<b>MARTIN—Con.</b>														
<b>44-45</b>	<b>Retail trade</b> .....	<b>342</b>	<b>1 166</b>	<b>4 668</b>	<b>48</b>	<b>24</b>	<b>14</b>	<b>8</b>	<b>1</b>	<b>1</b>	—	—	—	—
445	Food & beverage stores .....	(C)	(D)	(D)	4	2	—	—	1	1	—	—	—	—
4451	Grocery stores .....	(C)	(D)	(D)	4	2	—	—	1	1	—	—	—	—
44511	Grocery (except convenience) stores .....	(C)	(D)	(D)	3	1	—	—	1	1	—	—	—	—
447	Gasoline stations .....	110	244	1 036	16	4	7	5	—	—	—	—	—	—
4471	Gasoline stations .....	110	244	1 036	16	4	7	5	—	—	—	—	—	—
<b>48-49</b>	<b>Transportation &amp; warehousing</b> .....	<b>80</b>	<b>660</b>	<b>2 398</b>	<b>9</b>	<b>7</b>	<b>—</b>	<b>1</b>	<b>—</b>	<b>1</b>	—	—	—	—
<b>51</b>	<b>Information</b> .....	<b>8</b>	<b>41</b>	<b>165</b>	<b>3</b>	<b>3</b>	<b>—</b>	<b>—</b>	<b>—</b>	<b>—</b>	—	—	—	—
<b>52</b>	<b>Finance &amp; insurance</b> .....	<b>104</b>	<b>894</b>	<b>3 436</b>	<b>6</b>	<b>4</b>	<b>—</b>	<b>—</b>	<b>1</b>	<b>1</b>	—	—	—	—
<b>53</b>	<b>Real estate &amp; rental &amp; leasing</b> .....	<b>(A)</b>	<b>(D)</b>	<b>(D)</b>	<b>7</b>	<b>7</b>	<b>—</b>	<b>—</b>	<b>—</b>	<b>—</b>	—	—	—	—
<b>54</b>	<b>Professional, scientific &amp; technical services</b> .....	<b>30</b>	<b>148</b>	<b>743</b>	<b>14</b>	<b>13</b>	<b>—</b>	<b>1</b>	<b>—</b>	<b>—</b>	—	—	—	—
<b>55</b>	<b>Management of companies &amp; enterprises</b> .....	<b>9</b>	<b>27</b>	<b>105</b>	<b>3</b>	<b>2</b>	<b>1</b>	<b>—</b>	<b>—</b>	<b>—</b>	—	—	—	—
<b>56</b>	<b>Admin, support, waste mgt, remediation services</b> .....	<b>18</b>	<b>82</b>	<b>412</b>	<b>4</b>	<b>2</b>	<b>2</b>	<b>—</b>	<b>—</b>	<b>—</b>	—	—	—	—
<b>62</b>	<b>Health care and social assistance</b> .....	<b>195</b>	<b>708</b>	<b>3 186</b>	<b>15</b>	<b>6</b>	<b>5</b>	<b>1</b>	<b>2</b>	<b>1</b>	—	—	—	—
<b>71</b>	<b>Arts, entertainment &amp; recreation</b> .....	<b>(A)</b>	<b>(D)</b>	<b>(D)</b>	<b>1</b>	<b>1</b>	<b>—</b>	<b>—</b>	<b>—</b>	<b>—</b>	—	—	—	—
<b>72</b>	<b>Accommodation &amp; food services</b> .....	<b>(C)</b>	<b>(D)</b>	<b>(D)</b>	<b>16</b>	<b>5</b>	<b>4</b>	<b>4</b>	<b>2</b>	<b>1</b>	—	—	—	—
722	Food services & drinking places .....	234	487	2 186	15	5	4	3	2	1	—	—	—	—
7221	Full-service restaurants .....	124	268	1 257	6	2	2	1	—	1	—	—	—	—
72211	Full-service restaurants .....	124	268	1 257	6	2	2	1	—	1	—	—	—	—
722110	Full-service restaurants .....	124	268	1 257	6	2	2	1	—	1	—	—	—	—
7222	Limited-service eating places .....	110	219	929	9	3	2	2	2	—	—	—	—	—
72221	Limited-service eating places .....	110	219	929	9	3	2	2	2	—	—	—	—	—
722211	Limited-service restaurants .....	110	219	929	9	3	2	2	2	—	—	—	—	—
<b>81</b>	<b>Other services (except public administration)</b> .....	<b>139</b>	<b>850</b>	<b>3 688</b>	<b>17</b>	<b>11</b>	<b>3</b>	<b>2</b>	<b>—</b>	<b>1</b>	—	—	—	—
811	Repair & maintenance .....	116	771	3 362	7	2	2	2	—	1	—	—	—	—
<b>99</b>	<b>Unclassified establishments</b> .....	<b>(A)</b>	<b>(D)</b>	<b>(D)</b>	<b>1</b>	<b>1</b>	<b>—</b>	<b>—</b>	<b>—</b>	<b>—</b>	—	—	—	—
<b>MASON</b>														
	<b>Total</b> .....	<b>8 482</b>	<b>45 497</b>	<b>195 968</b>	<b>464</b>	<b>224</b>	<b>106</b>	<b>65</b>	<b>44</b>	<b>10</b>	<b>10</b>	<b>3</b>	<b>1</b>	<b>1</b>
<b>11</b>	<b>Forestry, fishing, hunting, and agriculture support</b> .....	<b>(A)</b>	<b>(D)</b>	<b>(D)</b>	<b>2</b>	<b>1</b>	<b>1</b>	<b>—</b>	<b>—</b>	<b>—</b>	—	—	—	—
<b>22</b>	<b>Utilities</b> .....	<b>208</b>	<b>2 306</b>	<b>10 134</b>	<b>4</b>	<b>1</b>	<b>—</b>	<b>1</b>	<b>1</b>	<b>—</b>	<b>1</b>	<b>—</b>	<b>—</b>	<b>—</b>
221	Utilities .....	208	2 306	10 134	4	1	—	1	1	—	1	—	—	—
2211	Elec pwr generation, transmsn & distribution .....	(C)	(D)	(D)	2	—	—	—	1	—	1	—	—	—
22111	Electric power generation .....	(C)	(D)	(D)	1	—	—	—	—	—	1	—	—	—
<b>23</b>	<b>Construction</b> .....	<b>190</b>	<b>872</b>	<b>3 753</b>	<b>25</b>	<b>13</b>	<b>4</b>	<b>6</b>	<b>2</b>	<b>—</b>	<b>—</b>	<b>—</b>	<b>—</b>	<b>—</b>
235	Special trade contractors .....	125	653	2 695	15	8	3	2	2	—	—	—	—	—
<b>31-33</b>	<b>Manufacturing</b> .....	<b>3 433</b>	<b>21 786</b>	<b>93 337</b>	<b>18</b>	<b>3</b>	<b>2</b>	<b>—</b>	<b>3</b>	<b>2</b>	<b>4</b>	<b>2</b>	<b>1</b>	<b>1</b>
314	Textile product mills .....	(F)	(D)	(D)	2	—	—	—	—	1	—	—	1	—
3149	Other textile product mills .....	(F)	(D)	(D)	2	—	—	—	—	1	—	—	1	—
31499	All other textile product mills .....	(F)	(D)	(D)	2	—	—	—	—	1	—	—	1	—
315	Apparel manufacturing .....	(E)	(D)	(D)	1	—	—	—	—	—	—	—	1	—
3152	Cut & sew apparel mfg .....	(E)	(D)	(D)	1	—	—	—	—	—	—	—	1	—
31523	Women's, girls' cut & sew apparel mfg .....	(E)	(D)	(D)	1	—	—	—	—	—	—	—	1	—
322	Paper mfg .....	(E)	(D)	(D)	2	—	—	—	—	—	2	—	—	—
3221	Pulp, paper & paperboard mills .....	(C)	(D)	(D)	1	—	—	—	—	—	1	—	—	—
32213	Paperboard mills .....	(C)	(D)	(D)	1	—	—	—	—	—	1	—	—	—
3222	Converted paper product mfg .....	(C)	(D)	(D)	1	—	—	—	—	—	1	—	—	—
32222	Paper bag & coated & treated paper mfg .....	(C)	(D)	(D)	1	—	—	—	—	—	1	—	—	—
326	Plastics & rubber products mfg .....	(E)	(D)	(D)	1	—	—	—	—	—	—	—	1	—
3261	Plastics product mfg .....	(E)	(D)	(D)	1	—	—	—	—	—	—	—	1	—
32619	Other plastics product mfg .....	(E)	(D)	(D)	1	—	—	—	—	—	—	—	1	—
327	Nonmetallic mineral product mfg .....	285	2 853	11 237	3	—	—	—	2	—	1	—	—	—
3274	Lime & gypsum product mfg .....	(C)	(D)	(D)	1	—	—	—	—	—	1	—	—	—
32741	Lime mfg .....	(C)	(D)	(D)	1	—	—	—	—	—	1	—	—	—
333	Machinery mfg .....	(G)	(D)	(D)	2	—	—	—	1	—	—	—	—	1
3336	Engine, turbine & power transmsn equip mfg .....	(G)	(D)	(D)	1	—	—	—	—	—	—	—	—	1
33361	Engine, turbine & power transmsn equip mfg .....	(G)	(D)	(D)	1	—	—	—	—	—	—	—	—	1
336	Transportation equipment mfg .....	(C)	(D)	(D)	1	—	—	—	—	—	1	—	—	—
3369	Other transportation equipment mfg .....	(C)	(D)	(D)	1	—	—	—	—	—	1	—	—	—
33699	Other transportation equipment mfg .....	(C)	(D)	(D)	1	—	—	—	—	—	1	—	—	—
<b>42</b>	<b>Wholesale trade</b> .....	<b>332</b>	<b>1 953</b>	<b>6 874</b>	<b>36</b>	<b>20</b>	<b>6</b>	<b>6</b>	<b>3</b>	<b>1</b>	—	—	—	—
421	Wholesale trade, durable goods .....	143	1 027	4 176	13	9	1	1	1	1	—	—	—	—
422	Wholesale trade, nondurable goods .....	189	926	2 698	23	11	5	5	2	—	—	—	—	—
4225	Farm product raw material whlse .....	118	520	986	10	5	—	3	2	—	—	—	—	—

Note: Employment-size classes are indicated as follows: A—0 to 19; B—20 to 99; C—100 to 249; E—250 to 499; F—500 to 999; G—1,000 to 2,499; H—2,500 to 4,999; I—5,000 to 9,999; J—10,000 to 24,999; K—25,000 to 49,999; L—50,000 to 99,999; M—100,000 or more.

**Table 6. Counties—Employees, Payroll, and Establishments by Industry: 1999—Con.**

[Excludes most government employees, railroad employees, and self-employed persons. Size class 1 to 4 includes establishments with payroll, but no employees, during mid-March pay period. (D) denotes figures withheld to avoid disclosing data for individual companies; the data are included in broader industry totals. Detailed industries with 100 or more employees are shown if industry was not a (D). For explanation of terms, abbreviations, and data reliability/comparability, see introductory text]

NAICS code	Industry	Number of employees for week including March 12	Payroll (\$1,000)		Total number of establishments	Number of establishments by employment-size class										
			First quarter	Annual		1 to 4	5 to 9	10 to 19	20 to 49	50 to 99	100 to 249	250 to 499	500 to 999	1,000 or more		
	<b>MASON—Con.</b>															
<b>44-45</b>	<b>Retail trade</b> .....	<b>1 477</b>	<b>5 248</b>	<b>22 723</b>	<b>112</b>	<b>48</b>	<b>31</b>	<b>19</b>	<b>10</b>	<b>1</b>	<b>3</b>	—	—	—	—	—
441	Motor vehicle & parts dealers .....	182	973	4 412	20	8	5	5	2	—	—	—	—	—	—	—
4411	Automobile dealers .....	(C)	(D)	(D)	7	2	2	1	2	—	—	—	—	—	—	—
444	Bldg material & garden equip & supp dealers .....	146	633	2 976	16	4	5	7	—	—	—	—	—	—	—	—
445	Food & beverage stores .....	(E)	(D)	(D)	13	3	3	2	3	1	1	—	—	—	—	—
4451	Grocery stores .....	405	1 149	5 098	11	1	3	2	3	1	1	—	—	—	—	—
44511	Grocery (except convenience) stores .....	405	1 149	5 098	11	1	3	2	3	1	1	—	—	—	—	—
445110	Grocery (except convenience) stores .....	405	1 149	5 098	11	1	3	2	3	1	1	—	—	—	—	—
448	Clothing & clothing accessories stores .....	126	291	1 290	15	6	6	1	2	—	—	—	—	—	—	—
452	General merchandise stores .....	401	1 535	5 566	7	2	2	—	1	—	2	—	—	—	—	—
4521	Department stores .....	(E)	(D)	(D)	2	—	—	—	—	—	2	—	—	—	—	—
45211	Department stores .....	(E)	(D)	(D)	2	—	—	—	—	—	2	—	—	—	—	—
<b>48-49</b>	<b>Transportation &amp; warehousing</b> .....	<b>218</b>	<b>1 965</b>	<b>8 785</b>	<b>10</b>	<b>3</b>	<b>3</b>	<b>2</b>	<b>1</b>	—	<b>1</b>	—	—	—	—	—
483	Water transportation .....	(C)	(D)	(D)	1	—	—	—	—	—	1	—	—	—	—	—
4832	Inland water transportation .....	(C)	(D)	(D)	1	—	—	—	—	—	1	—	—	—	—	—
48321	Inland water transportation .....	(C)	(D)	(D)	1	—	—	—	—	—	1	—	—	—	—	—
<b>51</b>	<b>Information</b> .....	<b>186</b>	<b>1 235</b>	<b>6 997</b>	<b>11</b>	<b>5</b>	—	<b>2</b>	<b>3</b>	<b>1</b>	—	—	—	—	—	—
511	Publishing industries .....	(C)	(D)	(D)	2	—	—	—	1	1	—	—	—	—	—	—
<b>52</b>	<b>Finance &amp; insurance</b> .....	<b>236</b>	<b>1 529</b>	<b>5 828</b>	<b>37</b>	<b>22</b>	<b>10</b>	<b>2</b>	<b>3</b>	—	—	—	—	—	—	—
522	Credit intermediation & related activities .....	173	1 087	3 968	24	12	8	2	2	—	—	—	—	—	—	—
5221	Depository credit intermediation .....	141	865	3 136	14	5	5	2	2	—	—	—	—	—	—	—
52211	Commercial banking .....	141	865	3 136	14	5	5	2	2	—	—	—	—	—	—	—
522110	Commercial banking .....	141	865	3 136	14	5	5	2	2	—	—	—	—	—	—	—
<b>53</b>	<b>Real estate &amp; rental &amp; leasing</b> .....	<b>32</b>	<b>139</b>	<b>562</b>	<b>13</b>	<b>11</b>	<b>1</b>	<b>1</b>	—	—	—	—	—	—	—	—
<b>54</b>	<b>Professional, scientific &amp; technical services</b> .....	<b>100</b>	<b>430</b>	<b>1 993</b>	<b>21</b>	<b>11</b>	<b>7</b>	<b>3</b>	—	—	—	—	—	—	—	—
541	Professional, scientific & technical services .....	100	430	1 993	21	11	7	3	—	—	—	—	—	—	—	—
<b>55</b>	<b>Management of companies &amp; enterprises</b> .....	<b>(A)</b>	<b>(D)</b>	<b>(D)</b>	<b>1</b>	<b>1</b>	—	—	—	—	—	—	—	—	—	—
<b>56</b>	<b>Admin, support, waste mgt, remediation services</b> .....	<b>138</b>	<b>434</b>	<b>1 910</b>	<b>12</b>	<b>8</b>	<b>2</b>	—	<b>1</b>	<b>1</b>	—	—	—	—	—	—
561	Administrative & support services .....	138	434	1 910	12	8	2	—	1	1	—	—	—	—	—	—
<b>61</b>	<b>Educational services</b> .....	<b>(B)</b>	<b>(D)</b>	<b>(D)</b>	<b>1</b>	—	—	—	<b>1</b>	—	—	—	—	—	—	—
<b>62</b>	<b>Health care and social assistance</b> .....	<b>917</b>	<b>5 221</b>	<b>23 407</b>	<b>54</b>	<b>21</b>	<b>17</b>	<b>6</b>	<b>7</b>	<b>1</b>	<b>1</b>	<b>1</b>	—	—	—	—
621	Ambulatory health care services .....	388	2 337	11 706	38	15	14	2	6	1	—	—	—	—	—	—
6211	Offices of physicians .....	132	1 074	5 973	20	8	9	1	2	—	—	—	—	—	—	—
62111	Offices of physicians .....	132	1 074	5 973	20	8	9	1	2	—	—	—	—	—	—	—
621111	Offices of physicians (exc mental health) .....	132	1 074	5 973	20	8	9	1	2	—	—	—	—	—	—	—
6216	Home health care services .....	118	562	2 537	3	—	—	—	2	1	—	—	—	—	—	—
62161	Home health care services .....	118	562	2 537	3	—	—	—	2	1	—	—	—	—	—	—
621610	Home health care services .....	118	562	2 537	3	—	—	—	2	1	—	—	—	—	—	—
622	Hospitals .....	(E)	(D)	(D)	1	—	—	—	—	—	—	—	1	—	—	—
6221	General medical & surgical hospitals .....	(E)	(D)	(D)	1	—	—	—	—	—	—	—	1	—	—	—
62211	General medical & surgical hospitals .....	(E)	(D)	(D)	1	—	—	—	—	—	—	—	1	—	—	—
623	Nursing & residential care facilities .....	(C)	(D)	(D)	5	2	2	—	—	—	1	—	—	—	—	—
6231	Nursing care facilities .....	(C)	(D)	(D)	1	—	—	—	—	—	1	—	—	—	—	—
62311	Nursing care facilities .....	(C)	(D)	(D)	1	—	—	—	—	—	1	—	—	—	—	—
<b>71</b>	<b>Arts, entertainment &amp; recreation</b> .....	<b>141</b>	<b>372</b>	<b>1 432</b>	<b>6</b>	—	<b>1</b>	<b>3</b>	<b>1</b>	<b>1</b>	—	—	—	—	—	—
713	Amusement, gambling & recreation industries .....	(C)	(D)	(D)	5	—	1	2	1	1	—	—	—	—	—	—
7139	Other amusement & recreation industries .....	(C)	(D)	(D)	4	—	1	1	1	1	—	—	—	—	—	—
<b>72</b>	<b>Accommodation &amp; food services</b> .....	<b>562</b>	<b>1 147</b>	<b>4 764</b>	<b>35</b>	<b>12</b>	<b>5</b>	<b>8</b>	<b>8</b>	<b>2</b>	—	—	—	—	—	—
722	Food services & drinking places .....	(F)	(D)	(D)	34	12	5	7	8	2	—	—	—	—	—	—
7221	Full-service restaurants .....	285	581	2 505	14	5	2	—	6	1	—	—	—	—	—	—
72211	Full-service restaurants .....	285	581	2 505	14	5	2	—	6	1	—	—	—	—	—	—
722110	Full-service restaurants .....	285	581	2 505	14	5	2	—	6	1	—	—	—	—	—	—
7222	Limited-service eating places .....	242	457	1 797	13	2	1	7	2	1	—	—	—	—	—	—
72221	Limited-service eating places .....	242	457	1 797	13	2	1	7	2	1	—	—	—	—	—	—
<b>81</b>	<b>Other services (except public administration)</b> .....	<b>259</b>	<b>687</b>	<b>2 963</b>	<b>62</b>	<b>41</b>	<b>15</b>	<b>6</b>	—	—	—	—	—	—	—	—
813	Religious, grantmaking, civic, prof & like organizations .....	121	228	974	31	21	8	2	—	—	—	—	—	—	—	—
<b>99</b>	<b>Unclassified establishments</b> .....	<b>11</b>	<b>60</b>	<b>66</b>	<b>4</b>	<b>3</b>	<b>1</b>	—	—	—	—	—	—	—	—	—

Note: Employment-size classes are indicated as follows: A—0 to 19; B—20 to 99; C—100 to 249; E—250 to 499; F—500 to 999; G—1,000 to 2,499; H—2,500 to 4,999; I—5,000 to 9,999; J—10,000 to 24,999; K—25,000 to 49,999; L—50,000 to 99,999; M—100,000 or more.

**Table 6. Counties—Employees, Payroll, and Establishments by Industry: 1999—Con.**

[Excludes most government employees, railroad employees, and self-employed persons. Size class 1 to 4 includes establishments with payroll, but no employees, during mid-March pay period. (D) denotes figures withheld to avoid disclosing data for individual companies; the data are included in broader industry totals. Detailed industries with 100 or more employees are shown if industry was not a (D). For explanation of terms, abbreviations, and data reliability/comparability, see introductory text]

NAICS code	Industry	Number of employees for week including March 12	Payroll (\$1,000)		Total number of establishments	Number of establishments by employment-size class								
			First quarter	Annual		1 to 4	5 to 9	10 to 19	20 to 49	50 to 99	100 to 249	250 to 499	500 to 999	1,000 or more
<b>MEADE</b>														
	<b>Total</b> .....	<b>2 908</b>	<b>16 296</b>	<b>71 759</b>	<b>332</b>	<b>191</b>	<b>79</b>	<b>33</b>	<b>20</b>	<b>7</b>	<b>1</b>	<b>1</b>		
11	Forestry, fishing, hunting, and agriculture support .....	(A)	(D)	(D)	3	3	—	—	—	—	—	—	—	—
21	Mining .....	80	626	2 741	3	—	—	2	—	1	—	—	—	—
22	Utilities .....	87	898	3 729	3	—	1	—	2	—	—	—	—	—
23	Construction .....	247	1 200	5 435	51	34	12	4	—	1	—	—	—	—
235	Special trade contractors .....	201	1 023	4 604	38	26	8	3	—	1	—	—	—	—
2351	Plumbing, heating & AC contractor .....	107	686	2 918	11	7	2	1	—	1	—	—	—	—
23511	Plumbing, heating & AC contractor .....	107	686	2 918	11	7	2	1	—	1	—	—	—	—
235110	Plumbing, heating & AC contractor .....	107	686	2 918	11	7	2	1	—	1	—	—	—	—
31-33	Manufacturing .....	(E)	(D)	(D)	13	9	2	1	—	—	—	1	—	—
325	Chemical mfg .....	(E)	(D)	(D)	2	1	—	—	—	—	—	—	1	—
3252	Resin, syn rubber, artf & syn fibers, fil mfg .....	(E)	(D)	(D)	1	—	—	—	—	—	—	—	1	—
32521	Resin & synthetic rubber mfg .....	(E)	(D)	(D)	1	—	—	—	—	—	—	—	1	—
42	Wholesale trade .....	71	349	2 217	12	7	3	1	1	—	—	—	—	—
44-45	Retail trade .....	817	2 420	11 096	80	35	24	13	5	2	1	—	—	—
441	Motor vehicle & parts dealers .....	216	960	4 406	12	5	—	3	3	1	—	—	—	—
4411	Automobile dealers .....	184	785	3 568	8	3	—	1	3	1	—	—	—	—
44111	New car dealers .....	170	677	3 044	4	—	—	—	3	1	—	—	—	—
441110	New car dealers .....	170	677	3 044	4	—	—	—	3	1	—	—	—	—
445	Food & beverage stores .....	245	521	2 496	18	6	7	4	—	—	1	—	—	—
4451	Grocery stores .....	199	408	2 027	10	3	3	3	—	—	1	—	—	—
44511	Grocery (except convenience) stores .....	179	377	1 878	7	2	2	2	—	—	1	—	—	—
445110	Grocery (except convenience) stores .....	179	377	1 878	7	2	2	2	—	—	1	—	—	—
452	General merchandise stores .....	111	153	785	3	—	1	—	1	1	—	—	—	—
4529	Other general merchandise stores .....	111	153	785	3	—	1	—	1	1	—	—	—	—
45299	All other general merchandise stores .....	111	153	785	3	—	1	—	1	1	—	—	—	—
452990	All other general merchandise stores .....	111	153	785	3	—	1	—	1	1	—	—	—	—
48-49	Transportation & warehousing .....	(B)	(D)	(D)	10	8	1	1	—	—	—	—	—	—
51	Information .....	103	714	3 411	5	1	2	1	—	1	—	—	—	—
52	Finance & insurance .....	149	600	2 828	18	9	4	2	3	—	—	—	—	—
522	Credit intermediation & related activities .....	103	456	2 312	11	6	1	2	2	—	—	—	—	—
53	Real estate & rental & leasing .....	(B)	(D)	(D)	13	12	—	—	1	—	—	—	—	—
54	Professional, scientific & technical services .....	53	223	963	16	10	6	—	—	—	—	—	—	—
56	Admin, support, waste mgt, remediation services .....	16	33	209	8	7	1	—	—	—	—	—	—	—
61	Educational services .....	(A)	(D)	(D)	1	1	—	—	—	—	—	—	—	—
62	Health care and social assistance .....	164	736	3 421	25	15	7	2	—	1	—	—	—	—
71	Arts, entertainment & recreation .....	(A)	(D)	(D)	4	2	2	—	—	—	—	—	—	—
72	Accommodation & food services .....	307	640	3 096	25	11	4	3	6	1	—	—	—	—
722	Food services & drinking places .....	261	532	2 497	21	10	3	2	5	1	—	—	—	—
7221	Full-service restaurants .....	100	175	872	7	3	1	1	2	—	—	—	—	—
72211	Full-service restaurants .....	100	175	872	7	3	1	1	2	—	—	—	—	—
722110	Full-service restaurants .....	100	175	872	7	3	1	1	2	—	—	—	—	—
7222	Limited-service eating places .....	149	317	1 452	10	4	1	1	3	1	—	—	—	—
72221	Limited-service eating places .....	149	317	1 452	10	4	1	1	3	1	—	—	—	—
722211	Limited-service restaurants .....	149	317	1 452	10	4	1	1	3	1	—	—	—	—
81	Other services (except public administration) .....	165	416	1 869	38	24	10	3	1	—	—	—	—	—
813	Religious, grantmaking, civic, prof & like organizations .....	119	266	1 197	21	12	5	3	1	—	—	—	—	—
95	Auxiliaries (exc corporate, subsidiary & regional mgt) .....	(B)	(D)	(D)	1	—	—	—	1	—	—	—	—	—
99	Unclassified establishments .....	1	1	15	3	3	—	—	—	—	—	—	—	—
<b>MENIFEE</b>														
	<b>Total</b> .....	<b>564</b>	<b>2 147</b>	<b>9 921</b>	<b>72</b>	<b>48</b>	<b>7</b>	<b>9</b>	<b>6</b>	<b>2</b>				
11	Forestry, fishing, hunting, and agriculture support .....	(A)	(D)	(D)	1	1	—	—	—	—	—	—	—	—
22	Utilities .....	(A)	(D)	(D)	1	1	—	—	—	—	—	—	—	—
23	Construction .....	22	83	331	7	5	2	—	—	—	—	—	—	—
31-33	Manufacturing .....	205	818	3 913	11	2	2	3	3	1	—	—	—	—
44-45	Retail trade .....	72	204	960	15	11	1	3	—	—	—	—	—	—
48-49	Transportation & warehousing .....	9	23	111	5	5	—	—	—	—	—	—	—	—
51	Information .....	(A)	(D)	(D)	1	1	—	—	—	—	—	—	—	—
52	Finance & insurance .....	(A)	(D)	(D)	3	2	—	1	—	—	—	—	—	—
53	Real estate & rental & leasing .....	4	8	39	5	5	—	—	—	—	—	—	—	—

Note: Employment-size classes are indicated as follows: A—0 to 19; B—20 to 99; C—100 to 249; E—250 to 499; F—500 to 999; G—1,000 to 2,499; H—2,500 to 4,999; I—5,000 to 9,999; J—10,000 to 24,999; K—25,000 to 49,999; L—50,000 to 99,999; M—100,000 or more.

**Table 6. Counties—Employees, Payroll, and Establishments by Industry: 1999—Con.**

[Excludes most government employees, railroad employees, and self-employed persons. Size class 1 to 4 includes establishments with payroll, but no employees, during mid-March pay period. (D) denotes figures withheld to avoid disclosing data for individual companies; the data are included in broader industry totals. Detailed industries with 100 or more employees are shown if industry was not a (D). For explanation of terms, abbreviations, and data reliability/comparability, see introductory text]

NAICS code	Industry	Number of employees for week including March 12	Payroll (\$1,000)		Total number of establishments	Number of establishments by employment-size class								
			First quarter	Annual		1 to 4	5 to 9	10 to 19	20 to 49	50 to 99	100 to 249	250 to 499	500 to 999	1,000 or more
<b>MENIFEE—Con.</b>														
54	<b>Professional, scientific &amp; technical services</b> .....	10	23	65	4	3	1	—	—	—	—	—	—	—
56	<b>Admin, support, waste mgt, remediation services</b> .....	(A)	(D)	(D)	2	2	—	—	—	—	—	—	—	—
61	<b>Educational services</b> .....	(A)	(D)	(D)	1	1	—	—	—	—	—	—	—	—
62	<b>Health care and social assistance</b> .....	186	762	3 134	9	3	1	2	2	1	—	—	—	—
72	<b>Accommodation &amp; food services</b> .....	(B)	(D)	(D)	3	2	—	—	1	—	—	—	—	—
81	<b>Other services (except public administration)</b> .....	1	2	10	3	3	—	—	—	—	—	—	—	—
99	<b>Unclassified establishments</b> .....	(A)	(D)	(D)	1	1	—	—	—	—	—	—	—	—
<b>MERCER</b>														
	<b>Total</b> .....	6 341	41 650	176 005	419	239	95	48	20	5	8	2	1	1
21	<b>Mining</b> .....	(A)	(D)	(D)	1	—	—	1	—	—	—	—	—	—
22	<b>Utilities</b> .....	(C)	(D)	(D)	3	—	1	—	1	—	1	—	—	—
221	Utilities .....	(C)	(D)	(D)	3	—	1	—	1	—	1	—	—	—
2211	Elec pwr generation, transmsn & distribution ...	(C)	(D)	(D)	2	—	—	—	1	—	1	—	—	—
22111	Electric power generation .....	(C)	(D)	(D)	1	—	—	—	—	—	1	—	—	—
23	<b>Construction</b> .....	349	1 824	7 983	64	34	17	12	1	—	—	—	—	—
235	Special trade contractors .....	284	1 643	6 679	45	23	10	11	1	—	—	—	—	—
31-33	<b>Manufacturing</b> .....	2 926	24 480	100 960	16	6	2	—	2	1	1	2	1	1
314	Textile product mills .....	(F)	(D)	(D)	1	—	—	—	—	—	—	—	1	—
3149	Other textile product mills .....	(F)	(D)	(D)	1	—	—	—	—	—	—	—	1	—
31499	All other textile product mills .....	(F)	(D)	(D)	1	—	—	—	—	—	—	—	1	—
322	Paper mfg .....	(E)	(D)	(D)	2	1	—	—	—	—	—	1	—	—
3222	Converted paper product mfg .....	(E)	(D)	(D)	2	1	—	—	—	—	—	1	—	—
32229	Other converted paper product mfg .....	(E)	(D)	(D)	1	—	—	—	—	—	—	1	—	—
327	Nonmetallic mineral product mfg .....	(E)	(D)	(D)	2	—	1	—	—	—	—	1	—	—
3272	Glass & glass product mfg .....	(E)	(D)	(D)	1	—	—	—	—	—	—	1	—	—
32721	Glass & glass product mfg .....	(E)	(D)	(D)	1	—	—	—	—	—	—	1	—	—
336	Transportation equipment mfg .....	(G)	(D)	(D)	2	—	—	—	—	—	1	—	—	1
3363	Motor vehicle parts mfg .....	(G)	(D)	(D)	2	—	—	—	—	—	1	—	—	1
33631	Motor vehicle gas engine & engine parts mfg .	(G)	(D)	(D)	1	—	—	—	—	—	—	—	—	1
33639	Other motor vehicle parts mfg .....	(C)	(D)	(D)	1	—	—	—	—	—	1	—	—	—
42	<b>Wholesale trade</b> .....	231	2 137	8 476	17	10	4	2	—	—	1	—	—	—
421	Wholesale trade, durable goods .....	189	1 918	7 775	6	2	2	1	—	—	1	—	—	—
4211	Motor vehicle, motor vehicle pt & supply whsle .	(C)	(D)	(D)	1	—	—	—	—	—	1	—	—	—
42112	Motor vehicle supplies & new parts whsle .....	(C)	(D)	(D)	1	—	—	—	—	—	1	—	—	—
44-45	<b>Retail trade</b> .....	776	3 151	13 645	84	48	20	9	4	1	2	—	—	—
441	Motor vehicle & parts dealers .....	124	870	3 799	16	12	—	2	2	—	—	—	—	—
445	Food & beverage stores .....	266	832	3 405	10	4	1	2	1	1	1	—	—	—
4451	Grocery stores .....	(C)	(D)	(D)	8	4	—	1	1	1	1	—	—	—
44511	Grocery (except convenience) stores .....	221	749	3 034	7	4	—	1	—	1	1	—	—	—
445110	Grocery (except convenience) stores .....	221	749	3 034	7	4	—	1	—	1	1	—	—	—
452	General merchandise stores .....	(C)	(D)	(D)	3	—	2	—	—	—	1	—	—	—
4521	Department stores .....	(C)	(D)	(D)	1	—	—	—	—	—	1	—	—	—
45211	Department stores .....	(C)	(D)	(D)	1	—	—	—	—	—	1	—	—	—
48-49	<b>Transportation &amp; warehousing</b> .....	46	178	687	12	8	3	1	—	—	—	—	—	—
51	<b>Information</b> .....	(B)	(D)	(D)	3	2	—	—	1	—	—	—	—	—
52	<b>Finance &amp; insurance</b> .....	104	732	2 861	21	13	5	2	1	—	—	—	—	—
53	<b>Real estate &amp; rental &amp; leasing</b> .....	57	138	636	13	6	6	1	—	—	—	—	—	—
54	<b>Professional, scientific &amp; technical services</b> .....	73	343	1 747	25	19	5	1	—	—	—	—	—	—
55	<b>Management of companies &amp; enterprises</b> .	(A)	(D)	(D)	1	1	—	—	—	—	—	—	—	—
56	<b>Admin, support, waste mgt, remediation services</b> .....	99	252	1 735	16	9	3	3	1	—	—	—	—	—
61	<b>Educational services</b> .....	(B)	(D)	(D)	3	1	—	1	1	—	—	—	—	—
62	<b>Health care and social assistance</b> .....	443	2 378	10 011	31	13	9	6	1	1	1	—	—	—
621	Ambulatory health care services .....	124	758	3 353	21	9	8	4	—	—	—	—	—	—
622	Hospitals .....	(C)	(D)	(D)	1	—	—	—	—	—	1	—	—	—
6221	General medical & surgical hospitals .....	(C)	(D)	(D)	1	—	—	—	—	—	1	—	—	—
62211	General medical & surgical hospitals .....	(C)	(D)	(D)	1	—	—	—	—	—	1	—	—	—
71	<b>Arts, entertainment &amp; recreation</b> .....	283	808	4 080	14	8	3	—	1	1	1	—	—	—
712	Museums, historical sites & like institutions .....	(C)	(D)	(D)	2	1	—	—	—	—	1	—	—	—
7121	Museums, historical sites & like institutions .....	(C)	(D)	(D)	2	1	—	—	—	—	1	—	—	—
71212	Historical sites .....	(C)	(D)	(D)	1	—	—	—	—	—	1	—	—	—

Note: Employment-size classes are indicated as follows: A—0 to 19; B—20 to 99; C—100 to 249; E—250 to 499; F—500 to 999; G—1,000 to 2,499; H—2,500 to 4,999; I—5,000 to 9,999; J—10,000 to 24,999; K—25,000 to 49,999; L—50,000 to 99,999; M—100,000 or more.

**Table 6. Counties—Employees, Payroll, and Establishments by Industry: 1999—Con.**

[Excludes most government employees, railroad employees, and self-employed persons. Size class 1 to 4 includes establishments with payroll, but no employees, during mid-March pay period. (D) denotes figures withheld to avoid disclosing data for individual companies; the data are included in broader industry totals. Detailed industries with 100 or more employees are shown if industry was not a (D). For explanation of terms, abbreviations, and data reliability/comparability, see introductory text]

NAICS code	Industry	Number of employees for week including March 12	Payroll (\$1,000)		Total number of establishments	Number of establishments by employment-size class								
			First quarter	Annual		1 to 4	5 to 9	10 to 19	20 to 49	50 to 99	100 to 249	250 to 499	500 to 999	1,000 or more
<b>MERCER—Con.</b>														
72	<b>Accommodation &amp; food services</b> .....	380	793	3 984	36	16	7	8	4	1	-	-	-	-
722	Food services & drinking places .....	281	622	2 865	29	13	7	6	3	-	-	-	-	-
7222	Limited-service eating places .....	208	472	2 120	15	5	3	4	3	-	-	-	-	-
72221	Limited-service eating places .....	208	472	2 120	15	5	3	4	3	-	-	-	-	-
81	<b>Other services (except public administration)</b> .....	217	569	2 361	56	43	10	1	2	-	-	-	-	-
813	Religious, grantmaking, civic, prof & like organizations .....	157	349	1 368	34	25	7	-	2	-	-	-	-	-
8131	Religious organizations .....	124	291	1 196	29	22	6	-	1	-	-	-	-	-
81311	Religious organizations .....	124	291	1 196	29	22	6	-	1	-	-	-	-	-
813110	Religious organizations .....	124	291	1 196	29	22	6	-	1	-	-	-	-	-
95	<b>Auxiliaries (exc corporate, subsidiary &amp; regional mgt)</b> .....	(C)	(D)	(D)	1	-	-	-	-	-	1	-	-	-
99	<b>Unclassified establishments</b> .....	(A)	(D)	(D)	2	2	-	-	-	-	-	-	-	-
<b>METCALFE</b>														
	<b>Total</b> .....	2 455	11 303	51 735	133	71	34	14	8	2	2	-	2	-
11	<b>Forestry, fishing, hunting, and agriculture support</b> .....	(A)	(D)	(D)	1	-	1	-	-	-	-	-	-	-
21	<b>Mining</b> .....	(A)	(D)	(D)	1	1	-	-	-	-	-	-	-	-
22	<b>Utilities</b> .....	8	66	257	3	3	-	-	-	-	-	-	-	-
23	<b>Construction</b> .....	11	39	189	6	6	-	-	-	-	-	-	-	-
31-33	<b>Manufacturing</b> .....	1 769	8 811	41 084	15	4	1	1	3	2	2	-	2	-
315	Apparel manufacturing .....	216	1 028	3 334	3	1	-	-	-	1	1	-	-	-
3152	Cut & sew apparel mfg .....	216	1 028	3 334	3	1	-	-	-	1	1	-	-	-
31522	Men's, boys' cut & sew apparel mfg .....	(C)	(D)	(D)	2	-	-	-	-	1	1	-	-	-
326	Plastics & rubber products mfg .....	(F)	(D)	(D)	1	-	-	-	-	-	-	-	1	-
3261	Plastics product mfg .....	(F)	(D)	(D)	1	-	-	-	-	-	-	-	1	-
32614	Polystyrene foam product mfg .....	(F)	(D)	(D)	1	-	-	-	-	-	-	-	1	-
331	Primary metal mfg .....	(C)	(D)	(D)	2	-	-	-	-	1	1	-	-	-
3314	Nonferrous (exc alum) production & processing .....	(C)	(D)	(D)	1	-	-	-	-	-	1	-	-	-
33149	Other nonferrous roll, draw, extruding, alloying .....	(C)	(D)	(D)	1	-	-	-	-	-	1	-	-	-
336	Transportation equipment mfg .....	(F)	(D)	(D)	2	1	-	-	-	-	-	-	1	-
3363	Motor vehicle parts mfg .....	(F)	(D)	(D)	1	-	-	-	-	-	-	-	1	-
33632	MV electrical & electronic equipment mfg .....	(F)	(D)	(D)	1	-	-	-	-	-	-	-	1	-
42	<b>Wholesale trade</b> .....	68	488	1 630	3	-	1	1	1	-	-	-	-	-
44-45	<b>Retail trade</b> .....	277	827	3 640	36	13	15	6	2	-	-	-	-	-
48-49	<b>Transportation &amp; warehousing</b> .....	51	238	841	8	5	1	1	1	-	-	-	-	-
51	<b>Information</b> .....	32	128	536	5	2	2	1	-	-	-	-	-	-
52	<b>Finance &amp; insurance</b> .....	78	289	1 482	8	2	4	1	1	-	-	-	-	-
53	<b>Real estate &amp; rental &amp; leasing</b> .....	(A)	(D)	(D)	2	1	1	-	-	-	-	-	-	-
54	<b>Professional, scientific &amp; technical services</b> .....	14	57	239	7	7	-	-	-	-	-	-	-	-
55	<b>Management of companies &amp; enterprises</b> .....	(A)	(D)	(D)	2	2	-	-	-	-	-	-	-	-
56	<b>Admin, support, waste mgt, remediation services</b> .....	(A)	(D)	(D)	2	1	1	-	-	-	-	-	-	-
62	<b>Health care and social assistance</b> .....	(B)	(D)	(D)	8	4	3	1	-	-	-	-	-	-
71	<b>Arts, entertainment &amp; recreation</b> .....	(A)	(D)	(D)	1	1	-	-	-	-	-	-	-	-
72	<b>Accommodation &amp; food services</b> .....	52	65	488	8	4	2	2	-	-	-	-	-	-
81	<b>Other services (except public administration)</b> .....	23	40	198	14	12	2	-	-	-	-	-	-	-
99	<b>Unclassified establishments</b> .....	1	1	41	3	3	-	-	-	-	-	-	-	-
<b>MONROE</b>														
	<b>Total</b> .....	3 242	14 344	57 941	228	128	47	22	18	7	4	2	-	-
11	<b>Forestry, fishing, hunting, and agriculture support</b> .....	(A)	(D)	(D)	2	2	-	-	-	-	-	-	-	-
21	<b>Mining</b> .....	(A)	(D)	(D)	1	-	1	-	-	-	-	-	-	-
22	<b>Utilities</b> .....	(A)	(D)	(D)	2	1	-	1	-	-	-	-	-	-
23	<b>Construction</b> .....	57	201	1 068	17	14	1	2	-	-	-	-	-	-

Note: Employment-size classes are indicated as follows: A—0 to 19; B—20 to 99; C—100 to 249; E—250 to 499; F—500 to 999; G—1,000 to 2,499; H—2,500 to 4,999; I—5,000 to 9,999; J—10,000 to 24,999; K—25,000 to 49,999; L—50,000 to 99,999; M—100,000 or more.

**Table 6. Counties—Employees, Payroll, and Establishments by Industry: 1999—Con.**

[Excludes most government employees, railroad employees, and self-employed persons. Size class 1 to 4 includes establishments with payroll, but no employees, during mid-March pay period. (D) denotes figures withheld to avoid disclosing data for individual companies; the data are included in broader industry totals. Detailed industries with 100 or more employees are shown if industry was not a (D). For explanation of terms, abbreviations, and data reliability/comparability, see introductory text]

NAICS code	Industry	Number of employees for week including March 12	Payroll (\$1,000)		Total number of establishments	Number of establishments by employment-size class								
			First quarter	Annual		1 to 4	5 to 9	10 to 19	20 to 49	50 to 99	100 to 249	250 to 499	500 to 999	1,000 or more
<b>MONROE—Con.</b>														
<b>31-33</b>	<b>Manufacturing</b>	<b>1 080</b>	<b>5 779</b>	<b>24 659</b>	<b>24</b>	<b>6</b>	<b>3</b>	<b>4</b>	<b>4</b>	<b>5</b>	<b>1</b>	<b>1</b>	—	—
315	Apparel manufacturing	259	1 475	3 970	5	2	—	—	1	1	1	—	—	—
3152	Cut & sew apparel mfg	259	1 475	3 970	5	2	—	—	1	1	1	—	—	—
31522	Men's, boys' cut & sew apparel mfg	(C)	(D)	(D)	2	—	—	—	1	—	1	—	—	—
321	Wood product mfg	308	1 335	6 024	9	2	—	2	2	3	—	—	—	—
3219	Other wood product mfg	212	1 002	4 444	5	1	—	—	2	2	—	—	—	—
32199	All other wood product mfg	(C)	(D)	(D)	2	—	—	—	1	1	—	—	—	—
335	Electrical equip, appliance & component mfg	(E)	(D)	(D)	1	—	—	—	—	—	—	1	—	—
3359	Other electrical equipment & component mfg	(E)	(D)	(D)	1	—	—	—	—	—	—	1	—	—
33592	Communication & energy wire & cable mfg	(E)	(D)	(D)	1	—	—	—	—	—	—	1	—	—
<b>42</b>	<b>Wholesale trade</b>	<b>595</b>	<b>3 046</b>	<b>10 053</b>	<b>12</b>	<b>1</b>	<b>5</b>	<b>1</b>	<b>2</b>	<b>1</b>	<b>1</b>	<b>1</b>	—	—
422	Wholesale trade, nondurable goods	513	2 638	8 290	8	—	4	—	2	—	1	1	—	—
4223	Apparel, piece goods & notions whlse	(E)	(D)	(D)	2	—	—	—	—	—	1	1	—	—
42232	Men's & boys' clothing & furnishings whlse	(E)	(D)	(D)	1	—	—	—	—	—	—	1	—	—
42233	Women's, children's, infants' clothing whlse	(C)	(D)	(D)	1	—	—	—	—	—	1	—	—	—
<b>44-45</b>	<b>Retail trade</b>	<b>632</b>	<b>1 960</b>	<b>7 834</b>	<b>60</b>	<b>29</b>	<b>19</b>	<b>6</b>	<b>5</b>	—	<b>1</b>	—	—	—
445	Food & beverage stores	101	246	966	6	—	2	2	2	—	—	—	—	—
4451	Grocery stores	101	246	966	6	—	2	2	2	—	—	—	—	—
44511	Grocery (except convenience) stores	101	246	966	6	—	2	2	2	—	—	—	—	—
445110	Grocery (except convenience) stores	101	246	966	6	—	2	2	2	—	—	—	—	—
452	General merchandise stores	(C)	(D)	(D)	4	1	2	—	—	—	1	—	—	—
4521	Department stores	(C)	(D)	(D)	1	—	—	—	—	—	1	—	—	—
45211	Department stores	(C)	(D)	(D)	1	—	—	—	—	—	1	—	—	—
<b>48-49</b>	<b>Transportation &amp; warehousing</b>	<b>25</b>	<b>192</b>	<b>746</b>	<b>8</b>	<b>6</b>	<b>2</b>	—	—	—	—	—	—	—
<b>51</b>	<b>Information</b>	<b>(A)</b>	<b>(D)</b>	<b>(D)</b>	<b>2</b>	<b>1</b>	—	<b>1</b>	—	—	—	—	—	—
<b>52</b>	<b>Finance &amp; insurance</b>	<b>84</b>	<b>385</b>	<b>1 622</b>	<b>12</b>	<b>6</b>	<b>4</b>	<b>1</b>	<b>1</b>	—	—	—	—	—
<b>53</b>	<b>Real estate &amp; rental &amp; leasing</b>	<b>(A)</b>	<b>(D)</b>	<b>(D)</b>	<b>4</b>	<b>4</b>	—	—	—	—	—	—	—	—
<b>54</b>	<b>Professional, scientific &amp; technical services</b>	<b>16</b>	<b>47</b>	<b>321</b>	<b>9</b>	<b>8</b>	<b>1</b>	—	—	—	—	—	—	—
<b>55</b>	<b>Management of companies &amp; enterprises</b>	<b>(A)</b>	<b>(D)</b>	<b>(D)</b>	<b>1</b>	<b>1</b>	—	—	—	—	—	—	—	—
<b>56</b>	<b>Admin, support, waste mgt, remediation services</b>	<b>(A)</b>	<b>(D)</b>	<b>(D)</b>	<b>2</b>	<b>2</b>	—	—	—	—	—	—	—	—
<b>62</b>	<b>Health care and social assistance</b>	<b>439</b>	<b>1 871</b>	<b>8 013</b>	<b>24</b>	<b>13</b>	<b>4</b>	<b>5</b>	—	<b>1</b>	<b>1</b>	—	—	—
622	Hospitals	(C)	(D)	(D)	1	—	—	—	—	—	1	—	—	—
6221	General medical & surgical hospitals	(C)	(D)	(D)	1	—	—	—	—	—	1	—	—	—
62211	General medical & surgical hospitals	(C)	(D)	(D)	1	—	—	—	—	—	1	—	—	—
<b>71</b>	<b>Arts, entertainment &amp; recreation</b>	<b>(A)</b>	<b>(D)</b>	<b>(D)</b>	<b>1</b>	<b>1</b>	—	—	—	—	—	—	—	—
<b>72</b>	<b>Accommodation &amp; food services</b>	<b>186</b>	<b>355</b>	<b>1 515</b>	<b>19</b>	<b>9</b>	<b>4</b>	<b>1</b>	<b>5</b>	—	—	—	—	—
722	Food services & drinking places	(C)	(D)	(D)	17	8	4	—	5	—	—	—	—	—
7222	Limited-service eating places	106	226	993	11	5	3	—	3	—	—	—	—	—
72221	Limited-service eating places	106	226	993	11	5	3	—	3	—	—	—	—	—
722211	Limited-service restaurants	106	226	993	11	5	3	—	3	—	—	—	—	—
<b>81</b>	<b>Other services (except public administration)</b>	<b>71</b>	<b>184</b>	<b>692</b>	<b>21</b>	<b>17</b>	<b>3</b>	—	<b>1</b>	—	—	—	—	—
<b>99</b>	<b>Unclassified establishments</b>	<b>(A)</b>	<b>(D)</b>	<b>(D)</b>	<b>7</b>	<b>7</b>	—	—	—	—	—	—	—	—
<b>MONTGOMERY</b>														
	<b>Total</b>	<b>7 824</b>	<b>37 855</b>	<b>167 871</b>	<b>532</b>	<b>273</b>	<b>117</b>	<b>71</b>	<b>44</b>	<b>15</b>	<b>6</b>	<b>5</b>	<b>1</b>	—
<b>11</b>	<b>Forestry, fishing, hunting, and agriculture support</b>	<b>(A)</b>	<b>(D)</b>	<b>(D)</b>	<b>1</b>	<b>1</b>	—	—	—	—	—	—	—	—
<b>22</b>	<b>Utilities</b>	<b>(B)</b>	<b>(D)</b>	<b>(D)</b>	<b>2</b>	<b>1</b>	—	—	<b>1</b>	—	—	—	—	—
<b>23</b>	<b>Construction</b>	<b>509</b>	<b>2 551</b>	<b>16 369</b>	<b>51</b>	<b>30</b>	<b>6</b>	<b>11</b>	<b>3</b>	—	<b>1</b>	—	—	—
234	Heavy construction	288	1 842	12 050	9	2	—	4	2	—	1	—	—	—
2341	Highway, street, bridge & tunnel construction	176	1 092	8 783	4	1	—	2	—	—	1	—	—	—
23411	Highway & street construction	176	1 092	8 783	4	1	—	2	—	—	1	—	—	—
234110	Highway & street construction	176	1 092	8 783	4	1	—	2	—	—	1	—	—	—
2349	Other heavy construction	112	750	3 267	5	1	—	2	2	—	—	—	—	—
235	Special trade contractors	154	489	3 338	27	19	2	5	1	—	—	—	—	—

Note: Employment-size classes are indicated as follows: A—0 to 19; B—20 to 99; C—100 to 249; E—250 to 499; F—500 to 999; G—1,000 to 2,499; H—2,500 to 4,999; I—5,000 to 9,999; J—10,000 to 24,999; K—25,000 to 49,999; L—50,000 to 99,999; M—100,000 or more.



**Table 6. Counties—Employees, Payroll, and Establishments by Industry: 1999—Con.**

[Excludes most government employees, railroad employees, and self-employed persons. Size class 1 to 4 includes establishments with payroll, but no employees, during mid-March pay period. (D) denotes figures withheld to avoid disclosing data for individual companies; the data are included in broader industry totals. Detailed industries with 100 or more employees are shown if industry was not a (D). For explanation of terms, abbreviations, and data reliability/comparability, see introductory text]

NAICS code	Industry	Number of employees for week including March 12	Payroll (\$1,000)		Total number of establishments	Number of establishments by employment-size class									
			First quarter	Annual		1 to 4	5 to 9	10 to 19	20 to 49	50 to 99	100 to 249	250 to 499	500 to 999	1,000 or more	
<b>MONTGOMERY—Con.</b>															
<b>31-33</b>	<b>Manufacturing</b>	<b>2 740</b>	<b>15 772</b>	<b>69 585</b>	<b>33</b>	<b>5</b>	<b>3</b>	<b>5</b>	<b>9</b>	<b>5</b>	<b>2</b>	<b>3</b>	<b>1</b>	<b>-</b>	
311	Food mfg	(F)	(D)	(D)	2	-	-	-	1	-	-	-	1	-	
3114	Fruit & veg preserving & specialty food mfg	(F)	(D)	(D)	1	-	-	-	-	-	-	-	1	-	
31141	Frozen food mfg	(F)	(D)	(D)	1	-	-	-	-	-	-	-	1	-	
326	Plastics & rubber products mfg	913	5 310	23 115	5	-	-	-	1	1	1	2	-	-	
3261	Plastics product mfg	(E)	(D)	(D)	4	-	-	-	1	1	1	1	-	-	
32612	Plastics pipe, pipe fitting, & unsupported profile shape mfg	(C)	(D)	(D)	1	-	-	-	-	-	1	-	-	-	
32619	Other plastics product mfg	(E)	(D)	(D)	2	-	-	-	1	-	-	1	-	-	
3262	Rubber product mfg	(E)	(D)	(D)	1	-	-	-	-	-	-	1	-	-	
32629	Other rubber product mfg	(E)	(D)	(D)	1	-	-	-	-	-	-	1	-	-	
332	Fabricated metal product mfg	125	805	4 743	6	-	2	2	1	1	-	-	-	-	
335	Electrical equip, appliance & component mfg	(C)	(D)	(D)	2	-	-	1	-	-	1	-	-	-	
3353	Electrical equipment mfg	(C)	(D)	(D)	1	-	-	-	-	-	1	-	-	-	
33531	Electrical equipment mfg	(C)	(D)	(D)	1	-	-	-	-	-	1	-	-	-	
337	Furniture & related product mfg	(E)	(D)	(D)	3	1	1	-	-	-	-	1	-	-	
3371	HH & institutional furniture & kitchen cabinet mfg	(E)	(D)	(D)	3	1	1	-	-	-	-	1	-	-	
33711	Wood kitchen cabinet & countertop mfg	(E)	(D)	(D)	3	1	1	-	-	-	-	1	-	-	
<b>42</b>	<b>Wholesale trade</b>	<b>265</b>	<b>1 293</b>	<b>5 202</b>	<b>29</b>	<b>11</b>	<b>8</b>	<b>6</b>	<b>3</b>	<b>1</b>	<b>-</b>	<b>-</b>	<b>-</b>	<b>-</b>	
421	Wholesale trade, durable goods	130	653	2 862	19	9	6	2	2	-	-	-	-	-	
422	Wholesale trade, nondurable goods	135	640	2 340	10	2	2	4	1	1	-	-	-	-	
<b>44-45</b>	<b>Retail trade</b>	<b>1 445</b>	<b>5 530</b>	<b>22 441</b>	<b>123</b>	<b>57</b>	<b>38</b>	<b>20</b>	<b>4</b>	<b>2</b>	<b>1</b>	<b>1</b>	<b>-</b>	<b>-</b>	
441	Motor vehicle & parts dealers	170	942	4 524	23	13	5	3	2	-	-	-	-	-	
445	Food & beverage stores	382	1 312	4 433	19	8	6	1	2	1	1	-	-	-	
4451	Grocery stores	362	1 267	4 239	13	3	5	1	2	1	1	-	-	-	
44511	Grocery (except convenience) stores	338	1 207	3 932	9	2	2	1	2	1	1	-	-	-	
445110	Grocery (except convenience) stores	338	1 207	3 932	9	2	2	1	2	1	1	-	-	-	
447	Gasoline stations	131	338	1 429	17	4	7	6	-	-	-	-	-	-	
4471	Gasoline stations	131	338	1 429	17	4	7	6	-	-	-	-	-	-	
44711	Gasoline stations with convenience stores	(C)	(D)	(D)	15	4	6	5	-	-	-	15	-	-	
452	General merchandise stores	508	2 039	7 905	9	3	3	1	-	1	-	1	-	-	
4529	Other general merchandise stores	(E)	(D)	(D)	8	3	3	1	-	-	-	1	-	-	
45291	Warehouse clubs & superstores	(E)	(D)	(D)	1	-	-	-	-	-	-	1	-	-	
<b>48-49</b>	<b>Transportation &amp; warehousing</b>	<b>128</b>	<b>550</b>	<b>2 620</b>	<b>17</b>	<b>11</b>	<b>-</b>	<b>4</b>	<b>2</b>	<b>-</b>	<b>-</b>	<b>-</b>	<b>-</b>	<b>-</b>	
<b>51</b>	<b>Information</b>	<b>44</b>	<b>241</b>	<b>1 137</b>	<b>7</b>	<b>4</b>	<b>2</b>	<b>-</b>	<b>1</b>	<b>-</b>	<b>-</b>	<b>-</b>	<b>-</b>	<b>-</b>	
<b>52</b>	<b>Finance &amp; insurance</b>	<b>223</b>	<b>1 512</b>	<b>5 179</b>	<b>28</b>	<b>13</b>	<b>10</b>	<b>3</b>	<b>1</b>	<b>1</b>	<b>-</b>	<b>-</b>	<b>-</b>	<b>-</b>	
522	Credit intermediation & related activities	185	1 332	4 507	17	6	6	3	1	1	-	-	-	-	
5221	Depository credit intermediation	(C)	(D)	(D)	12	4	3	3	1	1	-	-	-	-	
52211	Commercial banking	150	1 131	3 766	11	4	3	2	1	1	-	-	-	-	
522110	Commercial banking	150	1 131	3 766	11	4	3	2	1	1	-	-	-	-	
<b>53</b>	<b>Real estate &amp; rental &amp; leasing</b>	<b>85</b>	<b>264</b>	<b>1 266</b>	<b>29</b>	<b>22</b>	<b>7</b>	<b>-</b>	<b>-</b>	<b>-</b>	<b>-</b>	<b>-</b>	<b>-</b>	<b>-</b>	
<b>54</b>	<b>Professional, scientific &amp; technical services</b>	<b>181</b>	<b>684</b>	<b>2 655</b>	<b>33</b>	<b>17</b>	<b>9</b>	<b>7</b>	<b>-</b>	<b>-</b>	<b>-</b>	<b>-</b>	<b>-</b>	<b>-</b>	
541	Professional, scientific & technical services	181	684	2 655	33	17	9	7	-	-	-	-	-	-	
<b>55</b>	<b>Management of companies &amp; enterprises</b>	<b>(A)</b>	<b>(D)</b>	<b>(D)</b>	<b>1</b>	<b>1</b>	<b>-</b>	<b>-</b>	<b>-</b>	<b>-</b>	<b>-</b>	<b>-</b>	<b>-</b>	<b>-</b>	
<b>56</b>	<b>Admin, support, waste mgt, remediation services</b>	<b>144</b>	<b>636</b>	<b>2 342</b>	<b>16</b>	<b>13</b>	<b>1</b>	<b>-</b>	<b>1</b>	<b>1</b>	<b>-</b>	<b>-</b>	<b>-</b>	<b>-</b>	
561	Administrative & support services	(C)	(D)	(D)	15	12	1	-	1	1	-	-	-	-	
<b>61</b>	<b>Educational services</b>	<b>10</b>	<b>21</b>	<b>85</b>	<b>3</b>	<b>2</b>	<b>1</b>	<b>-</b>	<b>-</b>	<b>-</b>	<b>-</b>	<b>-</b>	<b>-</b>	<b>-</b>	
<b>62</b>	<b>Health care and social assistance</b>	<b>786</b>	<b>4 404</b>	<b>18 853</b>	<b>59</b>	<b>35</b>	<b>11</b>	<b>4</b>	<b>6</b>	<b>2</b>	<b>-</b>	<b>1</b>	<b>-</b>	<b>-</b>	
621	Ambulatory health care services	294	1 876	8 304	44	28	10	3	2	1	-	-	-	-	
6211	Offices of physicians	105	927	4 215	24	15	7	2	-	-	-	-	-	-	
62111	Offices of physicians	105	927	4 215	24	15	7	2	-	-	-	-	-	-	
621111	Offices of physicians (exc mental health)	105	927	4 215	24	15	7	2	-	-	-	-	-	-	
622	Hospitals	(E)	(D)	(D)	1	-	-	-	-	-	-	1	-	-	
6221	General medical & surgical hospitals	(E)	(D)	(D)	1	-	-	-	-	-	-	1	-	-	
62211	General medical & surgical hospitals	(E)	(D)	(D)	1	-	-	-	-	-	-	1	-	-	
623	Nursing & residential care facilities	(C)	(D)	(D)	3	1	-	-	1	1	-	-	-	-	
6231	Nursing care facilities	(C)	(D)	(D)	2	-	-	-	1	1	-	-	-	-	
62311	Nursing care facilities	(C)	(D)	(D)	2	-	-	-	1	1	-	-	-	-	
624	Social assistance	122	313	1 398	11	6	1	1	3	-	-	-	-	-	
6244	Child day care services	119	304	1 356	8	3	1	1	3	-	-	-	-	-	
62441	Child day care services	119	304	1 356	8	3	1	1	3	-	-	-	-	-	
624410	Child day care services	119	304	1 356	8	3	1	1	3	-	-	-	-	-	
<b>71</b>	<b>Arts, entertainment &amp; recreation</b>	<b>22</b>	<b>49</b>	<b>316</b>	<b>6</b>	<b>4</b>	<b>1</b>	<b>1</b>	<b>-</b>	<b>-</b>	<b>-</b>	<b>-</b>	<b>-</b>	<b>-</b>	

Note: Employment-size classes are indicated as follows: A—0 to 19; B—20 to 99; C—100 to 249; E—250 to 499; F—500 to 999; G—1,000 to 2,499; H—2,500 to 4,999; I—5,000 to 9,999; J—10,000 to 24,999; K—25,000 to 49,999; L—50,000 to 99,999; M—100,000 or more.

**Table 6. Counties—Employees, Payroll, and Establishments by Industry: 1999—Con.**

[Excludes most government employees, railroad employees, and self-employed persons. Size class 1 to 4 includes establishments with payroll, but no employees, during mid-March pay period. (D) denotes figures withheld to avoid disclosing data for individual companies; the data are included in broader industry totals. Detailed industries with 100 or more employees are shown if industry was not a (D). For explanation of terms, abbreviations, and data reliability/comparability, see introductory text]

NAICS code	Industry	Number of employees for week including March 12	Payroll (\$1,000)		Total number of establishments	Number of establishments by employment-size class									
			First quarter	Annual		1 to 4	5 to 9	10 to 19	20 to 49	50 to 99	100 to 249	250 to 499	500 to 999	1,000 or more	
<b>MONTGOMERY—Con.</b>															
<b>72</b>	<b>Accommodation &amp; food services</b> .....	<b>584</b>	<b>1 336</b>	<b>6 022</b>	<b>31</b>	<b>6</b>	<b>5</b>	<b>6</b>	<b>13</b>	<b>1</b>	—	—	—	—	
722	Food services & drinking places .....	(F)	(D)	(D)	27	5	4	5	12	1	—	—	—	—	
7221	Full-service restaurants .....	234	532	2 446	9	2	1	—	5	1	—	—	—	—	
72211	Full-service restaurants .....	234	532	2 446	9	2	1	—	5	1	—	—	—	—	
722110	Full-service restaurants .....	234	532	2 446	9	2	1	—	5	1	—	—	—	—	
7222	Limited-service eating places .....	302	705	3 098	16	1	3	5	7	—	—	—	—	—	
72221	Limited-service eating places .....	302	705	3 098	16	1	3	5	7	—	—	—	—	—	
<b>81</b>	<b>Other services (except public administration)</b> .....	<b>268</b>	<b>856</b>	<b>4 337</b>	<b>56</b>	<b>36</b>	<b>15</b>	<b>4</b>	—	<b>1</b>	—	—	—	—	
812	Personal & laundry services .....	121	466	2 458	19	13	5	—	—	1	—	—	—	—	
<b>95</b>	<b>Auxiliaries (exc corporate, subsidiary &amp; regional mgt)</b> .....	<b>357</b>	<b>1 890</b>	<b>8 420</b>	<b>4</b>	<b>1</b>	—	—	—	<b>1</b>	<b>2</b>	—	—	—	
<b>99</b>	<b>Unclassified establishments</b> .....	<b>(A)</b>	<b>(D)</b>	<b>(D)</b>	<b>3</b>	<b>3</b>	—	—	—	—	—	—	—	—	
<b>MORGAN</b>															
	<b>Total</b> .....	<b>1 979</b>	<b>9 264</b>	<b>41 435</b>	<b>181</b>	<b>97</b>	<b>37</b>	<b>25</b>	<b>11</b>	<b>7</b>	<b>4</b>	—	—	—	
<b>11</b>	<b>Forestry, fishing, hunting, and agriculture support</b> .....	<b>(A)</b>	<b>(D)</b>	<b>(D)</b>	<b>2</b>	<b>1</b>	<b>1</b>	—	—	—	—	—	—	—	
<b>21</b>	<b>Mining</b> .....	<b>(B)</b>	<b>(D)</b>	<b>(D)</b>	<b>2</b>	<b>1</b>	—	<b>1</b>	—	—	—	—	—	—	
<b>22</b>	<b>Utilities</b> .....	<b>(B)</b>	<b>(D)</b>	<b>(D)</b>	<b>4</b>	<b>2</b>	—	<b>1</b>	<b>1</b>	—	—	—	—	—	
<b>23</b>	<b>Construction</b> .....	<b>184</b>	<b>1 262</b>	<b>5 913</b>	<b>19</b>	<b>13</b>	<b>3</b>	<b>1</b>	—	<b>1</b>	—	—	—	—	
234	Heavy construction .....	(C)	(D)	(D)	5	3	1	—	—	—	1	—	—	—	
2341	Highway, street, bridge & tunnel construction ...	(C)	(D)	(D)	2	—	1	—	—	—	1	—	—	—	
23411	Highway & street construction .....	(C)	(D)	(D)	2	—	1	—	—	—	1	—	—	—	
<b>31-33</b>	<b>Manufacturing</b> .....	<b>368</b>	<b>1 233</b>	<b>7 088</b>	<b>7</b>	<b>1</b>	<b>1</b>	<b>2</b>	—	<b>1</b>	<b>2</b>	—	—	—	
333	Machinery mfg .....	(C)	(D)	(D)	1	—	—	—	—	—	1	—	—	—	
3333	Commercial & service industry machinery mfg ..	(C)	(D)	(D)	1	—	—	—	—	—	1	—	—	—	
33331	Commercial & service industry machinery mfg .....	(C)	(D)	(D)	1	—	—	—	—	—	1	—	—	—	
339	Miscellaneous mfg .....	(C)	(D)	(D)	1	—	—	—	—	—	1	—	—	—	
3391	Medical equipment & supplies mfg .....	(C)	(D)	(D)	1	—	—	—	—	—	1	—	—	—	
33911	Medical equipment & supplies mfg .....	(C)	(D)	(D)	1	—	—	—	—	—	1	—	—	—	
<b>42</b>	<b>Wholesale trade</b> .....	<b>(B)</b>	<b>(D)</b>	<b>(D)</b>	<b>4</b>	<b>2</b>	—	<b>1</b>	<b>1</b>	—	—	—	—	—	
<b>44-45</b>	<b>Retail trade</b> .....	<b>420</b>	<b>1 423</b>	<b>5 989</b>	<b>55</b>	<b>27</b>	<b>14</b>	<b>9</b>	<b>4</b>	<b>1</b>	—	—	—	—	
<b>48-49</b>	<b>Transportation &amp; warehousing</b> .....	<b>37</b>	<b>141</b>	<b>579</b>	<b>12</b>	<b>8</b>	<b>3</b>	<b>1</b>	—	—	—	—	—	—	
<b>51</b>	<b>Information</b> .....	<b>141</b>	<b>850</b>	<b>3 612</b>	<b>5</b>	<b>1</b>	<b>1</b>	<b>1</b>	—	<b>2</b>	—	—	—	—	
<b>52</b>	<b>Finance &amp; insurance</b> .....	<b>81</b>	<b>489</b>	<b>2 154</b>	<b>8</b>	<b>3</b>	<b>2</b>	<b>2</b>	<b>1</b>	—	—	—	—	—	
<b>53</b>	<b>Real estate &amp; rental &amp; leasing</b> .....	<b>(A)</b>	<b>(D)</b>	<b>(D)</b>	<b>2</b>	<b>1</b>	—	<b>1</b>	—	—	—	—	—	—	
<b>54</b>	<b>Professional, scientific &amp; technical services</b> .....	<b>25</b>	<b>72</b>	<b>303</b>	<b>10</b>	<b>9</b>	<b>1</b>	—	—	—	—	—	—	—	
<b>56</b>	<b>Admin, support, waste mgt, remediation services</b> .....	<b>12</b>	<b>46</b>	<b>188</b>	<b>4</b>	<b>3</b>	<b>1</b>	—	—	—	—	—	—	—	
<b>61</b>	<b>Educational services</b> .....	<b>(A)</b>	<b>(D)</b>	<b>(D)</b>	<b>2</b>	<b>2</b>	—	—	—	—	—	—	—	—	
<b>62</b>	<b>Health care and social assistance</b> .....	<b>374</b>	<b>2 313</b>	<b>9 956</b>	<b>14</b>	<b>2</b>	<b>6</b>	<b>2</b>	—	<b>3</b>	<b>1</b>	—	—	—	
621	Ambulatory health care services .....	109	639	2 551	9	2	4	2	—	1	—	—	—	—	
622	Hospitals .....	(C)	(D)	(D)	1	—	—	—	—	—	1	—	—	—	
6221	General medical & surgical hospitals .....	(C)	(D)	(D)	1	—	—	—	—	—	1	—	—	—	
62211	General medical & surgical hospitals .....	(C)	(D)	(D)	1	—	—	—	—	—	1	—	—	—	
<b>71</b>	<b>Arts, entertainment &amp; recreation</b> .....	<b>(A)</b>	<b>(D)</b>	<b>(D)</b>	<b>1</b>	<b>1</b>	—	—	—	—	—	—	—	—	
<b>72</b>	<b>Accommodation &amp; food services</b> .....	<b>(C)</b>	<b>(D)</b>	<b>(D)</b>	<b>8</b>	<b>1</b>	<b>1</b>	<b>3</b>	<b>3</b>	—	—	—	—	—	
722	Food services & drinking places .....	(C)	(D)	(D)	7	1	1	2	3	—	—	—	—	—	
7222	Limited-service eating places .....	(C)	(D)	(D)	6	—	1	2	3	—	—	—	—	—	
72221	Limited-service eating places .....	(C)	(D)	(D)	6	—	1	2	3	—	—	—	—	—	
<b>81</b>	<b>Other services (except public administration)</b> .....	<b>48</b>	<b>139</b>	<b>577</b>	<b>19</b>	<b>16</b>	<b>3</b>	—	—	—	—	—	—	—	
<b>99</b>	<b>Unclassified establishments</b> .....	<b>(A)</b>	<b>(D)</b>	<b>(D)</b>	<b>3</b>	<b>3</b>	—	—	—	—	—	—	—	—	

Note: Employment-size classes are indicated as follows: A—0 to 19; B—20 to 99; C—100 to 249; E—250 to 499; F—500 to 999; G—1,000 to 2,499; H—2,500 to 4,999; I—5,000 to 9,999; J—10,000 to 24,999; K—25,000 to 49,999; L—50,000 to 99,999; M—100,000 or more.

**Table 6. Counties—Employees, Payroll, and Establishments by Industry: 1999—Con.**

[Excludes most government employees, railroad employees, and self-employed persons. Size class 1 to 4 includes establishments with payroll, but no employees, during mid-March pay period. (D) denotes figures withheld to avoid disclosing data for individual companies; the data are included in broader industry totals. Detailed industries with 100 or more employees are shown if industry was not a (D). For explanation of terms, abbreviations, and data reliability/comparability, see introductory text]

NAICS code	Industry	Number of employees for week including March 12	Payroll (\$1,000)		Total number of establishments	Number of establishments by employment-size class								
			First quarter	Annual		1 to 4	5 to 9	10 to 19	20 to 49	50 to 99	100 to 249	250 to 499	500 to 999	1,000 or more
	<b>MUHLENBERG</b>													
	<b>Total</b> .....	<b>7 023</b>	<b>35 554</b>	<b>150 723</b>	<b>593</b>	<b>340</b>	<b>115</b>	<b>70</b>	<b>40</b>	<b>18</b>	<b>7</b>	<b>2</b>	<b>1</b>	<b>-</b>
11	<b>Forestry, fishing, hunting, and agriculture support</b> .....	<b>22</b>	<b>52</b>	<b>225</b>	<b>7</b>	<b>4</b>	<b>3</b>	<b>-</b>	<b>-</b>	<b>-</b>	<b>-</b>	<b>-</b>	<b>-</b>	<b>-</b>
21	<b>Mining</b> .....	<b>376</b>	<b>5 123</b>	<b>21 094</b>	<b>10</b>	<b>3</b>	<b>2</b>	<b>-</b>	<b>3</b>	<b>1</b>	<b>1</b>	<b>-</b>	<b>-</b>	<b>-</b>
212	Mining (except oil & gas) .....	366	5 091	20 897	7	1	1	-	3	1	1	-	-	-
2121	Coal mining .....	(E)	(D)	(D)	6	1	1	-	2	1	1	-	-	-
21211	Coal mining .....	(E)	(D)	(D)	6	1	1	-	2	1	1	-	-	-
212112	Bituminous coal underground mining .....	274	3 914	15 641	3	-	-	-	1	1	1	-	-	-
22	<b>Utilities</b> .....	<b>(C)</b>	<b>(D)</b>	<b>(D)</b>	<b>2</b>	<b>-</b>	<b>-</b>	<b>-</b>	<b>1</b>	<b>1</b>	<b>-</b>	<b>-</b>	<b>-</b>	<b>-</b>
221	Utilities .....	(C)	(D)	(D)	2	-	-	-	1	1	-	-	-	-
2211	Elec pwr generation, transmsn & distribution ...	(C)	(D)	(D)	2	-	-	-	1	1	-	-	-	-
23	<b>Construction</b> .....	<b>125</b>	<b>568</b>	<b>3 094</b>	<b>33</b>	<b>25</b>	<b>7</b>	<b>-</b>	<b>1</b>	<b>-</b>	<b>-</b>	<b>-</b>	<b>-</b>	<b>-</b>
235	Special trade contractors .....	103	508	2 674	24	17	6	-	1	-	-	-	-	-
31-33	<b>Manufacturing</b> .....	<b>1 318</b>	<b>7 023</b>	<b>30 456</b>	<b>32</b>	<b>7</b>	<b>4</b>	<b>8</b>	<b>5</b>	<b>3</b>	<b>4</b>	<b>1</b>	<b>-</b>	<b>-</b>
315	Apparel manufacturing .....	(F)	(D)	(D)	4	1	-	-	-	1	1	1	-	-
3152	Cut & sew apparel mfg .....	(F)	(D)	(D)	3	-	-	-	-	1	1	1	-	-
31521	Cut & sew apparel contractors .....	(E)	(D)	(D)	2	-	-	-	-	-	1	1	-	-
321	Wood product mfg .....	313	1 406	6 954	9	-	1	4	2	1	1	-	-	-
3211	Sawmills & wood preservation .....	235	1 026	4 863	6	-	-	3	2	-	1	-	-	-
32111	Sawmills & wood preservation .....	235	1 026	4 863	6	-	-	3	2	-	1	-	-	-
321113	Sawmills .....	235	1 026	4 863	6	-	-	3	2	-	1	-	-	-
325	Chemical mfg .....	(C)	(D)	(D)	2	-	1	-	-	-	1	-	-	-
3259	Other chemical product & preparation mfg .....	(C)	(D)	(D)	2	-	1	-	-	-	1	-	-	-
32592	Explosives mfg .....	(C)	(D)	(D)	2	-	1	-	-	-	1	-	-	-
326	Plastics & rubber products mfg .....	(C)	(D)	(D)	1	-	-	-	-	-	1	-	-	-
3261	Plastics product mfg .....	(C)	(D)	(D)	1	-	-	-	-	-	1	-	-	-
32619	Other plastics product mfg .....	(C)	(D)	(D)	1	-	-	-	-	-	1	-	-	-
333	Machinery mfg .....	132	1 140	4 620	4	-	-	1	2	1	-	-	-	-
42	<b>Wholesale trade</b> .....	<b>412</b>	<b>2 626</b>	<b>10 742</b>	<b>13</b>	<b>7</b>	<b>1</b>	<b>1</b>	<b>1</b>	<b>2</b>	<b>1</b>	<b>-</b>	<b>-</b>	<b>-</b>
421	Wholesale trade, durable goods .....	(C)	(D)	(D)	6	2	1	1	1	1	-	-	-	-
422	Wholesale trade, nondurable goods .....	(E)	(D)	(D)	7	5	-	-	-	1	1	-	-	-
4224	Grocery & related product whse .....	(E)	(D)	(D)	5	3	-	-	-	1	1	-	-	-
42249	Other grocery & related products whse .....	(C)	(D)	(D)	2	1	-	-	-	-	1	-	-	-
44-45	<b>Retail trade</b> .....	<b>1 382</b>	<b>5 094</b>	<b>21 069</b>	<b>124</b>	<b>57</b>	<b>29</b>	<b>24</b>	<b>11</b>	<b>2</b>	<b>-</b>	<b>1</b>	<b>-</b>	<b>-</b>
441	Motor vehicle & parts dealers .....	150	827	3 581	18	8	4	4	2	-	-	-	-	-
444	Bldg material & garden equip & supp dealers .....	112	554	2 196	11	2	4	3	2	-	-	-	-	-
445	Food & beverage stores .....	313	874	3 588	16	6	2	2	5	1	-	-	-	-
4451	Grocery stores .....	(E)	(D)	(D)	15	5	2	2	5	1	-	-	-	-
44511	Grocery (except convenience) stores .....	(E)	(D)	(D)	14	5	1	2	5	1	-	-	-	-
447	Gasoline stations .....	156	421	1 789	21	7	7	6	1	-	-	-	-	-
4471	Gasoline stations .....	156	421	1 789	21	7	7	6	1	-	-	-	-	-
44711	Gasoline stations with convenience stores ...	114	301	1 308	11	1	4	5	1	-	-	-	-	-
447110	Gasoline stations with convenience stores .	114	301	1 308	11	1	4	5	1	-	-	-	-	-
452	General merchandise stores .....	398	1 491	5 964	7	1	4	-	-	1	-	1	-	-
4529	Other general merchandise stores .....	(E)	(D)	(D)	6	1	4	-	-	-	-	1	-	-
45291	Warehouse clubs & superstores .....	(E)	(D)	(D)	1	-	-	-	-	-	-	1	-	-
48-49	<b>Transportation &amp; warehousing</b> .....	<b>254</b>	<b>2 096</b>	<b>9 491</b>	<b>26</b>	<b>17</b>	<b>4</b>	<b>2</b>	<b>-</b>	<b>3</b>	<b>-</b>	<b>-</b>	<b>-</b>	<b>-</b>
484	Truck transportation .....	(C)	(D)	(D)	23	16	3	2	-	2	-	-	-	-
4842	Specialized freight trucking .....	(C)	(D)	(D)	13	8	2	2	-	1	-	-	-	-
48422	Specialized freight (exc used) trucking, local ..	114	934	4 701	12	8	1	2	-	1	-	-	-	-
484220	Specialized freight (exc used) trucking, local ..	114	934	4 701	12	8	1	2	-	1	-	-	-	-
51	<b>Information</b> .....	<b>92</b>	<b>470</b>	<b>1 898</b>	<b>14</b>	<b>7</b>	<b>5</b>	<b>1</b>	<b>1</b>	<b>-</b>	<b>-</b>	<b>-</b>	<b>-</b>	<b>-</b>
52	<b>Finance &amp; insurance</b> .....	<b>243</b>	<b>1 568</b>	<b>5 666</b>	<b>27</b>	<b>13</b>	<b>7</b>	<b>4</b>	<b>2</b>	<b>1</b>	<b>-</b>	<b>-</b>	<b>-</b>	<b>-</b>
522	Credit intermediation & related activities .....	181	1 218	4 179	13	4	4	2	2	1	-	-	-	-
5221	Depository credit intermediation .....	(C)	(D)	(D)	9	1	3	2	2	1	-	-	-	-
52211	Commercial banking .....	167	1 129	3 878	8	-	3	2	2	1	-	-	-	-
522110	Commercial banking .....	167	1 129	3 878	8	-	3	2	2	1	-	-	-	-
53	<b>Real estate &amp; rental &amp; leasing</b> .....	<b>82</b>	<b>218</b>	<b>1 035</b>	<b>18</b>	<b>11</b>	<b>5</b>	<b>2</b>	<b>-</b>	<b>-</b>	<b>-</b>	<b>-</b>	<b>-</b>	<b>-</b>
54	<b>Professional, scientific &amp; technical services</b> .....	<b>146</b>	<b>533</b>	<b>2 010</b>	<b>35</b>	<b>23</b>	<b>8</b>	<b>4</b>	<b>-</b>	<b>-</b>	<b>-</b>	<b>-</b>	<b>-</b>	<b>-</b>
541	Professional, scientific & technical services .....	146	533	2 010	35	23	8	4	-	-	-	-	-	-
55	<b>Management of companies &amp; enterprises</b> ..	<b>(A)</b>	<b>(D)</b>	<b>(D)</b>	<b>2</b>	<b>2</b>	<b>-</b>	<b>-</b>	<b>-</b>	<b>-</b>	<b>-</b>	<b>-</b>	<b>-</b>	<b>-</b>
56	<b>Admin, support, waste mgt, remediation services</b> .....	<b>89</b>	<b>223</b>	<b>1 041</b>	<b>18</b>	<b>12</b>	<b>5</b>	<b>-</b>	<b>1</b>	<b>-</b>	<b>-</b>	<b>-</b>	<b>-</b>	<b>-</b>
61	<b>Educational services</b> .....	<b>(B)</b>	<b>(D)</b>	<b>(D)</b>	<b>8</b>	<b>8</b>	<b>-</b>	<b>-</b>	<b>-</b>	<b>-</b>	<b>-</b>	<b>-</b>	<b>-</b>	<b>-</b>

Note: Employment-size classes are indicated as follows: A—0 to 19; B—20 to 99; C—100 to 249; E—250 to 499; F—500 to 999; G—1,000 to 2,499; H—2,500 to 4,999; I—5,000 to 9,999; J—10,000 to 24,999; K—25,000 to 49,999; L—50,000 to 99,999; M—100,000 or more.

**Table 6. Counties—Employees, Payroll, and Establishments by Industry: 1999—Con.**

[Excludes most government employees, railroad employees, and self-employed persons. Size class 1 to 4 includes establishments with payroll, but no employees, during mid-March pay period. (D) denotes figures withheld to avoid disclosing data for individual companies; the data are included in broader industry totals. Detailed industries with 100 or more employees are shown if industry was not a (D). For explanation of terms, abbreviations, and data reliability/comparability, see introductory text]

NAICS code	Industry	Number of employees for week including March 12	Payroll (\$1,000)		Total number of establishments	Number of establishments by employment-size class									
			First quarter	Annual		1 to 4	5 to 9	10 to 19	20 to 49	50 to 99	100 to 249	250 to 499	500 to 999	1,000 or more	
<b>MUHLENBERG—Con.</b>															
<b>62</b>	<b>Health care and social assistance</b> .....	<b>1 291</b>	<b>6 252</b>	<b>26 992</b>	<b>52</b>	<b>26</b>	<b>13</b>	<b>5</b>	<b>2</b>	<b>4</b>	<b>1</b>	—	<b>1</b>	—	
621	Ambulatory health care services .....	180	1 456	6 623	37	21	12	3	1	—	—	—	—	—	
622	Hospitals .....	(F)	(D)	(D)	1	—	—	—	—	—	—	—	—	1	
6221	General medical & surgical hospitals .....	(F)	(D)	(D)	1	—	—	—	—	—	—	—	—	1	
62211	General medical & surgical hospitals .....	(F)	(D)	(D)	1	—	—	—	—	—	—	—	—	1	
623	Nursing & residential care facilities .....	(E)	(D)	(D)	7	2	—	1	1	3	—	—	—	—	
6231	Nursing care facilities .....	(E)	(D)	(D)	4	—	—	—	1	3	—	—	—	—	
62311	Nursing care facilities .....	(E)	(D)	(D)	4	—	—	—	1	3	—	—	—	—	
624	Social assistance .....	275	764	3 331	7	3	1	1	—	1	1	—	—	—	
6243	Vocational rehabilitation services .....	(C)	(D)	(D)	2	—	—	—	—	1	1	—	—	—	
62431	Vocational rehabilitation services .....	(C)	(D)	(D)	2	—	—	—	—	1	1	—	—	—	
<b>71</b>	<b>Arts, entertainment &amp; recreation</b> .....	<b>58</b>	<b>263</b>	<b>1 464</b>	<b>8</b>	<b>4</b>	<b>3</b>	—	<b>1</b>	—	—	—	—	—	
<b>72</b>	<b>Accommodation &amp; food services</b> .....	<b>616</b>	<b>1 066</b>	<b>4 588</b>	<b>41</b>	<b>11</b>	<b>8</b>	<b>10</b>	<b>11</b>	<b>1</b>	—	—	—	—	
722	Food services & drinking places .....	550	942	3 984	34	8	7	8	10	1	—	—	—	—	
7221	Full-service restaurants .....	(C)	(D)	(D)	12	2	3	4	3	—	—	—	—	—	
72211	Full-service restaurants .....	(C)	(D)	(D)	12	2	3	4	3	—	—	—	—	—	
7222	Limited-service eating places .....	394	685	2 921	21	5	4	4	7	1	—	—	—	—	
72221	Limited-service eating places .....	394	685	2 921	21	5	4	4	7	1	—	—	—	—	
722211	Limited-service restaurants .....	384	674	2 899	17	2	3	4	7	1	—	—	—	—	
<b>81</b>	<b>Other services (except public administration)</b> .....	<b>355</b>	<b>930</b>	<b>4 092</b>	<b>115</b>	<b>97</b>	<b>9</b>	<b>9</b>	—	—	—	—	—	—	
813	Religious, grantmaking, civic, prof & like organizations .....	221	405	1 683	78	69	4	5	—	—	—	—	—	—	
8131	Religious organizations .....	190	353	1 468	66	59	3	4	—	—	—	—	—	—	
81311	Religious organizations .....	190	353	1 468	66	59	3	4	—	—	—	—	—	—	
813110	Religious organizations .....	190	353	1 468	66	59	3	4	—	—	—	—	—	—	
<b>95</b>	<b>Auxiliaries (exc corporate, subsidiary &amp; regional mgt)</b> .....	<b>(A)</b>	<b>(D)</b>	<b>(D)</b>	<b>1</b>	—	<b>1</b>	—	—	—	—	—	—	—	
<b>99</b>	<b>Unclassified establishments</b> .....	<b>(A)</b>	<b>(D)</b>	<b>(D)</b>	<b>7</b>	<b>6</b>	<b>1</b>	—	—	—	—	—	—	—	
<b>NELSON</b>															
	<b>Total</b> .....	<b>11 596</b>	<b>63 077</b>	<b>280 645</b>	<b>873</b>	<b>485</b>	<b>183</b>	<b>103</b>	<b>65</b>	<b>18</b>	<b>11</b>	<b>7</b>	<b>1</b>	—	
<b>11</b>	<b>Forestry, fishing, hunting, and agriculture support</b> .....	<b>20</b>	<b>35</b>	<b>200</b>	<b>3</b>	<b>1</b>	<b>1</b>	<b>1</b>	—	—	—	—	—	—	
<b>21</b>	<b>Mining</b> .....	<b>(E)</b>	<b>(D)</b>	<b>(D)</b>	<b>3</b>	—	—	<b>2</b>	—	—	—	<b>1</b>	—	—	
212	Mining (except oil & gas) .....	(E)	(D)	(D)	2	—	—	1	—	—	—	1	—	—	
2121	Coal mining .....	(E)	(D)	(D)	1	—	—	—	—	—	—	1	—	—	
21211	Coal mining .....	(E)	(D)	(D)	1	—	—	—	—	—	—	1	—	—	
<b>22</b>	<b>Utilities</b> .....	<b>71</b>	<b>788</b>	<b>3 416</b>	<b>4</b>	—	<b>1</b>	<b>1</b>	<b>2</b>	—	—	—	—	—	
<b>23</b>	<b>Construction</b> .....	<b>1 137</b>	<b>5 646</b>	<b>30 699</b>	<b>158</b>	<b>109</b>	<b>23</b>	<b>12</b>	<b>8</b>	<b>6</b>	—	—	—	—	
233	Building, developing & general contracting .....	244	1 130	5 155	40	33	3	1	1	2	—	—	—	—	
2332	Residential building construction .....	108	377	1 841	28	23	3	1	1	—	—	—	—	—	
23321	Single-family housing construction .....	108	377	1 841	28	23	3	1	1	—	—	—	—	—	
233210	Single-family housing construction .....	108	377	1 841	28	23	3	1	1	—	—	—	—	—	
2333	Nonresidential building construction .....	132	728	3 207	9	7	—	—	—	2	—	—	—	—	
23332	Commercial & institutional bldg construction ..	132	728	3 207	9	7	—	—	—	2	—	—	—	—	
233320	Commercial & institutional bldg construction ..	132	728	3 207	9	7	—	—	—	2	—	—	—	—	
234	Heavy construction .....	216	1 565	9 969	12	7	1	—	2	2	—	—	—	—	
2341	Highway, street, bridge & tunnel construction ...	(C)	(D)	(D)	4	1	—	—	2	1	—	—	—	—	
23411	Highway & street construction .....	127	1 048	7 283	3	—	—	—	2	1	—	—	—	—	
234110	Highway & street construction .....	127	1 048	7 283	3	—	—	—	2	1	—	—	—	—	
235	Special trade contractors .....	677	2 951	15 575	106	69	19	11	5	2	—	—	—	—	
2355	Carpentry & floor contractors .....	(C)	(D)	(D)	8	4	2	1	—	1	—	—	—	—	
23551	Carpentry contractors .....	103	432	2 082	7	3	2	1	—	1	—	—	—	—	
235510	Carpentry contractors .....	103	432	2 082	7	3	2	1	—	1	—	—	—	—	
2357	Concrete contractors .....	180	865	4 938	16	6	6	—	3	1	—	—	—	—	
23571	Concrete contractors .....	180	865	4 938	16	6	6	—	3	1	—	—	—	—	
235710	Concrete contractors .....	180	865	4 938	16	6	6	—	3	1	—	—	—	—	
2359	Other special trade contractors .....	202	814	4 500	32	22	2	6	2	—	—	—	—	—	
<b>31-33</b>	<b>Manufacturing</b> .....	<b>3 254</b>	<b>24 552</b>	<b>105 646</b>	<b>60</b>	<b>20</b>	<b>10</b>	<b>11</b>	<b>8</b>	<b>2</b>	<b>4</b>	<b>5</b>	—	—	
312	Beverage & tobacco product mfg .....	661	5 009	22 748	6	1	—	1	—	2	1	1	—	—	
3121	Beverage mfg .....	661	5 009	22 748	6	1	—	1	—	2	1	1	—	—	
31214	Distilleries .....	(F)	(D)	(D)	5	—	—	1	—	2	1	1	—	—	
326	Plastics & rubber products mfg .....	807	7 791	30 660	5	—	1	—	1	—	2	1	—	—	
3261	Plastics product mfg .....	807	7 791	30 660	5	—	1	—	1	—	2	1	—	—	
32614	Polystyrene foam product mfg .....	(E)	(D)	(D)	2	—	—	—	—	—	—	1	—	—	
32616	Plastics bottle mfg .....	(C)	(D)	(D)	1	—	—	—	—	—	—	1	—	—	
32619	Other plastics product mfg .....	(E)	(D)	(D)	2	—	—	—	—	—	—	1	—	—	
332	Fabricated metal product mfg .....	105	632	3 004	11	2	5	4	—	—	—	—	—	—	
336	Transportation equipment mfg .....	1 344	9 381	41 744	6	1	1	—	—	—	1	3	—	—	
3363	Motor vehicle parts mfg .....	1 344	9 381	41 744	6	1	1	—	—	—	1	3	—	—	
33637	Motor vehicle metal stamping .....	(F)	(D)	(D)	2	—	—	—	—	—	1	1	—	—	
33639	Other motor vehicle parts mfg .....	(F)	(D)	(D)	2	—	—	—	—	—	—	2	—	—	

Note: Employment-size classes are indicated as follows: A—0 to 19; B—20 to 99; C—100 to 249; E—250 to 499; F—500 to 999; G—1,000 to 2,499; H—2,500 to 4,999; I—5,000 to 9,999; J—10,000 to 24,999; K—25,000 to 49,999; L—50,000 to 99,999; M—100,000 or more.

**Table 6. Counties—Employees, Payroll, and Establishments by Industry: 1999—Con.**

[Excludes most government employees, railroad employees, and self-employed persons. Size class 1 to 4 includes establishments with payroll, but no employees, during mid-March pay period. (D) denotes figures withheld to avoid disclosing data for individual companies; the data are included in broader industry totals. Detailed industries with 100 or more employees are shown if industry was not a (D). For explanation of terms, abbreviations, and data reliability/comparability, see introductory text]

NAICS code	Industry	Number of employees for week including March 12	Payroll (\$1,000)		Total number of establishments	Number of establishments by employment-size class									
			First quarter	Annual		1 to 4	5 to 9	10 to 19	20 to 49	50 to 99	100 to 249	250 to 499	500 to 999	1,000 or more	
<b>NELSON—Con.</b>															
<b>42</b>	<b>Wholesale trade</b>	<b>394</b>	<b>2 917</b>	<b>13 938</b>	<b>40</b>	<b>24</b>	<b>7</b>	<b>6</b>	<b>1</b>	<b>1</b>	<b>1</b>				
421	Wholesale trade, durable goods	149	880	3 940	19	14	3	1		1					
422	Wholesale trade, nondurable goods	245	2 037	9 998	21	10	4	5	1		1				
4227	Petroleum & petroleum products whse	(C)	(D)	(D)	3	1	1				1				
42271	Petroleum bulk stations & terminals	(C)	(D)	(D)	1						1				
<b>44-45</b>	<b>Retail trade</b>	<b>1 631</b>	<b>5 638</b>	<b>24 068</b>	<b>171</b>	<b>82</b>	<b>52</b>	<b>25</b>	<b>9</b>	<b>1</b>	<b>2</b>				
441	Motor vehicle & parts dealers	162	951	4 136	20	12	3	3	2						
444	Bldg material & garden equip & supp dealers	160	703	3 080	18	8	5	4	1						
4441	Building material & supplies dealers	109	504	2 230	10	4	3	2	1						
445	Food & beverage stores	523	1 420	6 148	26	9	8	2	5	1	1				
4451	Grocery stores	412	1 188	5 159	12	4	1	2	3	1	1				
44511	Grocery (except convenience) stores	398	1 157	5 009	9	2	1	1	3	1	1				
445110	Grocery (except convenience) stores	398	1 157	5 009	9	2	1	1	3	1	1				
447	Gasoline stations	274	695	3 112	36	10	16	10							
4471	Gasoline stations	274	695	3 112	36	10	16	10							
44711	Gasoline stations with convenience stores	249	617	2 814	30	6	14	10							
447110	Gasoline stations with convenience stores	249	617	2 814	30	6	14	10							
452	General merchandise stores	(C)	(D)	(D)	5	2	2				1				
4521	Department stores	(C)	(D)	(D)	1						1				
45211	Department stores	(C)	(D)	(D)	1						1				
<b>48-49</b>	<b>Transportation &amp; warehousing</b>	<b>177</b>	<b>872</b>	<b>5 003</b>	<b>32</b>	<b>19</b>	<b>4</b>	<b>9</b>							
484	Truck transportation	143	748	4 380	25	15	2	8							
4841	General freight trucking	105	535	3 008	15	8		7							
<b>51</b>	<b>Information</b>	<b>848</b>	<b>4 924</b>	<b>20 681</b>	<b>12</b>	<b>5</b>	<b>2</b>	<b>2</b>	<b>2</b>				<b>1</b>		
511	Publishing industries	(F)	(D)	(D)	3	1			1				1		
5111	Newspaper, periodical, book, database publishers	(F)	(D)	(D)	2				1				1		
51119	Other publishers	(F)	(D)	(D)	1								1		
<b>52</b>	<b>Finance &amp; insurance</b>	<b>290</b>	<b>1 885</b>	<b>7 553</b>	<b>43</b>	<b>25</b>	<b>10</b>	<b>6</b>	<b>1</b>	<b>1</b>					
522	Credit intermediation & related activities	238	1 444	5 877	23	8	8	5	1	1					
5221	Depository credit intermediation	202	1 231	5 004	15	3	6	4	1	1					
52211	Commercial banking	187	1 127	4 589	12	2	4	4	1	1					
522110	Commercial banking	187	1 127	4 589	12	2	4	4	1	1					
<b>53</b>	<b>Real estate &amp; rental &amp; leasing</b>	<b>94</b>	<b>276</b>	<b>1 245</b>	<b>29</b>	<b>22</b>	<b>6</b>	<b>1</b>							
<b>54</b>	<b>Professional, scientific &amp; technical services</b>	<b>199</b>	<b>847</b>	<b>3 716</b>	<b>52</b>	<b>36</b>	<b>11</b>	<b>5</b>							
541	Professional, scientific & technical services	199	847	3 716	52	36	11	5							
<b>55</b>	<b>Management of companies &amp; enterprises</b>	<b>(C)</b>	<b>(D)</b>	<b>(D)</b>	<b>2</b>		<b>1</b>				<b>1</b>				
551	Management of companies & enterprises	(C)	(D)	(D)	2		1				1				
5511	Management of companies & enterprises	(C)	(D)	(D)	2		1				1				
55111	Management of companies & enterprises	(C)	(D)	(D)	2		1				1				
<b>56</b>	<b>Admin, support, waste mgt, remediation services</b>	<b>260</b>	<b>883</b>	<b>4 004</b>	<b>27</b>	<b>14</b>	<b>4</b>	<b>5</b>	<b>3</b>	<b>1</b>					
561	Administrative & support services	260	883	4 004	27	14	4	5	3	1					
5613	Employment services	144	536	2 467	4			1	2	1					
<b>61</b>	<b>Educational services</b>	<b>157</b>	<b>620</b>	<b>2 621</b>	<b>5</b>	<b>1</b>	<b>1</b>	<b>1</b>	<b>1</b>		<b>1</b>				
611	Educational services	157	620	2 621	5	1	1	1	1		1				
6111	Elementary & secondary schools	(C)	(D)	(D)	2				1		1				
61111	Elementary & secondary schools	(C)	(D)	(D)	2				1		1				
<b>62</b>	<b>Health care and social assistance</b>	<b>956</b>	<b>5 445</b>	<b>23 789</b>	<b>62</b>	<b>30</b>	<b>19</b>	<b>4</b>	<b>5</b>	<b>2</b>	<b>1</b>	<b>1</b>			
621	Ambulatory health care services	336	2 103	10 230	40	19	15	2	3	1					
622	Hospitals	(E)	(D)	(D)	1							1			
6221	General medical & surgical hospitals	(E)	(D)	(D)	1							1			
62211	General medical & surgical hospitals	(E)	(D)	(D)	1							1			
623	Nursing & residential care facilities	209	752	3 530	6	2	1		1	1					
6231	Nursing care facilities	(C)	(D)	(D)	2					1	1				
62311	Nursing care facilities	(C)	(D)	(D)	2					1	1				
<b>71</b>	<b>Arts, entertainment &amp; recreation</b>	<b>70</b>	<b>125</b>	<b>886</b>	<b>17</b>	<b>11</b>	<b>4</b>	<b>2</b>							
<b>72</b>	<b>Accommodation &amp; food services</b>	<b>820</b>	<b>1 710</b>	<b>8 348</b>	<b>62</b>	<b>25</b>	<b>10</b>	<b>6</b>	<b>18</b>	<b>3</b>					
721	Accommodation	122	311	1 619	9	5	1	1	1	1					
7211	Traveler accommodation	(C)	(D)	(D)	8	4	1	1	1	1					
72111	Hotels (exc casino hotels) & motels	120	308	1 598	6	2	1	1	1	1					
721110	Hotels (exc casino hotels) & motels	120	308	1 598	6	2	1	1	1	1					
722	Food services & drinking places	698	1 399	6 729	53	20	9	5	17	2					
7221	Full-service restaurants	276	528	2 472	27	12	5	4	6						
72211	Full-service restaurants	276	528	2 472	27	12	5	4	6						
722110	Full-service restaurants	276	528	2 472	27	12	5	4	6						
7222	Limited-service eating places	412	854	4 193	21	4	3	1	11	2					
72221	Limited-service eating places	412	854	4 193	21	4	3	1	11	2					
722211	Limited-service restaurants	405	846	3 841	16		2	1	11	2					

Note: Employment-size classes are indicated as follows: A—0 to 19; B—20 to 99; C—100 to 249; E—250 to 499; F—500 to 999; G—1,000 to 2,499; H—2,500 to 4,999; I—5,000 to 9,999; J—10,000 to 24,999; K—25,000 to 49,999; L—50,000 to 99,999; M—100,000 or more.

**Table 6. Counties—Employees, Payroll, and Establishments by Industry: 1999—Con.**

[Excludes most government employees, railroad employees, and self-employed persons. Size class 1 to 4 includes establishments with payroll, but no employees, during mid-March pay period. (D) denotes figures withheld to avoid disclosing data for individual companies; the data are included in broader industry totals. Detailed industries with 100 or more employees are shown if industry was not a (D). For explanation of terms, abbreviations, and data reliability/comparability, see introductory text]

NAICS code	Industry	Number of employees for week including March 12	Payroll (\$1,000)		Total number of establishments	Number of establishments by employment-size class								
			First quarter	Annual		1 to 4	5 to 9	10 to 19	20 to 49	50 to 99	100 to 249	250 to 499	500 to 999	1,000 or more
<b>NELSON—Con.</b>														
81	<b>Other services (except public administration)</b> .....	694	1 623	6 988	82	53	16	4	7	1	1	-	-	-
813	Religious, grantmaking, civic, prof & like organizations .....	521	1 168	5 008	46	27	10	3	4	1	1	-	-	-
8131	Religious organizations .....	470	1 115	4 759	37	22	8	1	4	1	1	-	-	-
81311	Religious organizations .....	470	1 115	4 759	37	22	8	1	4	1	1	-	-	-
813110	Religious organizations .....	470	1 115	4 759	37	22	8	1	4	1	1	-	-	-
95	<b>Auxiliaries (exc corporate, subsidiary &amp; regional mgt)</b> .....	(A)	(D)	(D)	1	-	1	-	-	-	-	-	-	-
99	<b>Unclassified establishments</b> .....	7	21	110	8	8	-	-	-	-	-	-	-	-
<b>NICHOLAS</b>														
	<b>Total</b> .....	1 194	5 201	19 308	93	61	21	4	4	-	2	1	-	-
22	<b>Utilities</b> .....	(A)	(D)	(D)	1	1	-	-	-	-	-	-	-	-
23	<b>Construction</b> .....	28	102	490	12	10	1	1	-	-	-	-	-	-
31-33	<b>Manufacturing</b> .....	(F)	(D)	(D)	4	1	-	1	-	-	1	1	-	-
313	Textile mills .....	(C)	(D)	(D)	1	-	-	-	-	-	1	-	-	-
3132	Fabric mills .....	(C)	(D)	(D)	1	-	-	-	-	-	1	-	-	-
31324	Knit fabric mills .....	(C)	(D)	(D)	1	-	-	-	-	-	1	-	-	-
315	Apparel manufacturing .....	(E)	(D)	(D)	1	-	-	-	-	-	-	1	-	-
3152	Cut & sew apparel mfg .....	(E)	(D)	(D)	1	-	-	-	-	-	-	1	-	-
31522	Men's, boys' cut & sew apparel mfg .....	(E)	(D)	(D)	1	-	-	-	-	-	-	1	-	-
42	<b>Wholesale trade</b> .....	(A)	(D)	(D)	1	1	-	-	-	-	-	-	-	-
44-45	<b>Retail trade</b> .....	110	371	1 615	13	5	6	-	2	-	-	-	-	-
48-49	<b>Transportation &amp; warehousing</b> .....	(A)	(D)	(D)	2	2	-	-	-	-	-	-	-	-
51	<b>Information</b> .....	7	33	148	3	3	-	-	-	-	-	-	-	-
52	<b>Finance &amp; insurance</b> .....	30	160	758	7	4	2	1	-	-	-	-	-	-
53	<b>Real estate &amp; rental &amp; leasing</b> .....	(A)	(D)	(D)	4	3	1	-	-	-	-	-	-	-
54	<b>Professional, scientific &amp; technical services</b> .....	(A)	(D)	(D)	4	4	-	-	-	-	-	-	-	-
56	<b>Admin, support, waste mgt, remediation services</b> .....	(A)	(D)	(D)	1	1	-	-	-	-	-	-	-	-
62	<b>Health care and social assistance</b> .....	261	1 167	5 094	12	5	5	-	1	-	1	-	-	-
622	Hospitals .....	(C)	(D)	(D)	1	-	-	-	-	-	1	-	-	-
6221	General medical & surgical hospitals .....	(C)	(D)	(D)	1	-	-	-	-	-	1	-	-	-
62211	General medical & surgical hospitals .....	(C)	(D)	(D)	1	-	-	-	-	-	1	-	-	-
71	<b>Arts, entertainment &amp; recreation</b> .....	(A)	(D)	(D)	3	3	-	-	-	-	-	-	-	-
72	<b>Accommodation &amp; food services</b> .....	(B)	(D)	(D)	7	3	3	1	-	-	-	-	-	-
81	<b>Other services (except public administration)</b> .....	60	225	992	17	13	3	-	1	-	-	-	-	-
99	<b>Unclassified establishments</b> .....	(A)	(D)	(D)	2	2	-	-	-	-	-	-	-	-
<b>OHIO</b>														
	<b>Total</b> .....	4 774	19 572	91 836	352	196	77	44	18	8	7	1	1	-
11	<b>Forestry, fishing, hunting, and agriculture support</b> .....	23	77	371	9	7	2	-	-	-	-	-	-	-
21	<b>Mining</b> .....	(B)	(D)	(D)	3	1	-	1	1	-	-	-	-	-
22	<b>Utilities</b> .....	(A)	(D)	(D)	2	1	1	-	-	-	-	-	-	-
23	<b>Construction</b> .....	141	539	3 085	37	25	8	4	-	-	-	-	-	-
31-33	<b>Manufacturing</b> .....	1 807	8 183	41 494	31	11	3	10	2	1	2	1	1	-
311	Food mfg .....	(F)	(D)	(D)	2	1	-	-	-	-	-	-	1	-
3116	Animal slaughtering & processing .....	(F)	(D)	(D)	2	1	-	-	-	-	-	-	1	-
31161	Animal slaughtering & processing .....	(F)	(D)	(D)	2	1	-	-	-	-	-	-	1	-
321	Wood product mfg .....	375	2 015	10 594	9	2	1	3	1	-	2	-	-	-
3211	Sawmills & wood preservation .....	(C)	(D)	(D)	6	2	-	2	1	-	1	-	-	-
32111	Sawmills & wood preservation .....	(C)	(D)	(D)	6	2	-	2	1	-	1	-	-	-
3219	Other wood product mfg .....	(C)	(D)	(D)	2	-	1	-	-	-	1	-	-	-
32191	Millwork .....	(C)	(D)	(D)	2	-	1	-	-	-	1	-	-	-
337	Furniture & related product mfg .....	(E)	(D)	(D)	2	-	-	1	-	-	-	1	-	-
3372	Office furniture (including fixtures) mfg .....	(E)	(D)	(D)	1	-	-	-	-	-	-	1	-	-
33721	Office furniture (including fixtures) mfg .....	(E)	(D)	(D)	1	-	-	-	-	-	-	1	-	-
42	<b>Wholesale trade</b> .....	197	805	3 479	8	4	1	1	1	-	1	-	-	-
422	Wholesale trade, nondurable goods .....	(C)	(D)	(D)	2	-	-	-	1	-	1	-	-	-
4227	Petroleum & petroleum products whsle .....	(C)	(D)	(D)	1	-	-	-	-	-	1	-	-	-
42271	Petroleum bulk stations & terminals .....	(C)	(D)	(D)	1	-	-	-	-	-	1	-	-	-

Note: Employment-size classes are indicated as follows: A—0 to 19; B—20 to 99; C—100 to 249; E—250 to 499; F—500 to 999; G—1,000 to 2,499; H—2,500 to 4,999; I—5,000 to 9,999; J—10,000 to 24,999; K—25,000 to 49,999; L—50,000 to 99,999; M—100,000 or more.

**Table 6. Counties—Employees, Payroll, and Establishments by Industry: 1999—Con.**

[Excludes most government employees, railroad employees, and self-employed persons. Size class 1 to 4 includes establishments with payroll, but no employees, during mid-March pay period. (D) denotes figures withheld to avoid disclosing data for individual companies; the data are included in broader industry totals. Detailed industries with 100 or more employees are shown if industry was not a (D). For explanation of terms, abbreviations, and data reliability/comparability, see introductory text]

NAICS code	Industry	Number of employees for week including March 12	Payroll (\$1,000)		Total number of establishments	Number of establishments by employment-size class									
			First quarter	Annual		1 to 4	5 to 9	10 to 19	20 to 49	50 to 99	100 to 249	250 to 499	500 to 999	1,000 or more	
<b>OHIO—Con.</b>															
<b>44-45</b>	<b>Retail trade</b> .....	<b>636</b>	<b>2 067</b>	<b>9 210</b>	<b>71</b>	<b>33</b>	<b>22</b>	<b>9</b>	<b>5</b>	<b>1</b>	<b>1</b>				
445	Food & beverage stores .....	150	437	1 878	7	2	—	2	2	1	—	—	—	—	
4451	Grocery stores .....	150	437	1 878	7	2	—	2	2	1	—	—	—	—	
44511	Grocery (except convenience) stores .....	(C)	(D)	(D)	6	1	—	2	2	1	—	—	—	—	
447	Gasoline stations .....	106	206	959	14	6	4	3	1	—	—	—	—	—	
4471	Gasoline stations .....	106	206	959	14	6	4	3	1	—	—	—	—	—	
452	General merchandise stores .....	135	466	1 861	5	3	1	—	—	—	1	—	—	—	
4521	Department stores .....	(C)	(D)	(D)	1	—	—	—	—	—	1	—	—	—	
45211	Department stores .....	(C)	(D)	(D)	1	—	—	—	—	—	1	—	—	—	
<b>48-49</b>	<b>Transportation &amp; warehousing</b> .....	<b>33</b>	<b>136</b>	<b>689</b>	<b>8</b>	<b>7</b>	<b>—</b>	<b>1</b>	<b>—</b>	<b>—</b>	<b>—</b>	<b>—</b>	<b>—</b>	<b>—</b>	
<b>51</b>	<b>Information</b> .....	<b>(C)</b>	<b>(D)</b>	<b>(D)</b>	<b>7</b>	<b>3</b>	<b>2</b>	<b>1</b>	<b>—</b>	<b>—</b>	<b>1</b>	<b>—</b>	<b>—</b>	<b>—</b>	
513	Broadcasting & telecommunications .....	(C)	(D)	(D)	4	2	1	—	—	—	1	—	—	—	
5132	Cable networks & program distribution .....	(C)	(D)	(D)	2	1	—	—	—	—	1	—	—	—	
51322	Cable & other program distribution .....	(C)	(D)	(D)	2	1	—	—	—	—	1	—	—	—	
<b>52</b>	<b>Finance &amp; insurance</b> .....	<b>150</b>	<b>710</b>	<b>3 069</b>	<b>22</b>	<b>13</b>	<b>5</b>	<b>2</b>	<b>2</b>	<b>—</b>	<b>—</b>	<b>—</b>	<b>—</b>	<b>—</b>	
522	Credit intermediation & related activities .....	(C)	(D)	(D)	15	7	4	2	2	—	—	—	—	—	
5221	Depository credit intermediation .....	(C)	(D)	(D)	12	4	4	2	2	—	—	—	—	—	
52211	Commercial banking .....	(C)	(D)	(D)	12	4	4	2	2	—	—	—	—	—	
<b>53</b>	<b>Real estate &amp; rental &amp; leasing</b> .....	<b>(A)</b>	<b>(D)</b>	<b>(D)</b>	<b>1</b>	<b>1</b>	<b>—</b>	<b>—</b>	<b>—</b>	<b>—</b>	<b>—</b>	<b>—</b>	<b>—</b>	<b>—</b>	
<b>54</b>	<b>Professional, scientific &amp; technical services</b> .....	<b>99</b>	<b>374</b>	<b>1 521</b>	<b>22</b>	<b>14</b>	<b>7</b>	<b>—</b>	<b>1</b>	<b>—</b>	<b>—</b>	<b>—</b>	<b>—</b>	<b>—</b>	
<b>56</b>	<b>Admin, support, waste mgt, remediation services</b> .....	<b>(B)</b>	<b>(D)</b>	<b>(D)</b>	<b>3</b>	<b>—</b>	<b>—</b>	<b>2</b>	<b>1</b>	<b>—</b>	<b>—</b>	<b>—</b>	<b>—</b>	<b>—</b>	
<b>61</b>	<b>Educational services</b> .....	<b>(B)</b>	<b>(D)</b>	<b>(D)</b>	<b>6</b>	<b>—</b>	<b>6</b>	<b>—</b>	<b>—</b>	<b>—</b>	<b>—</b>	<b>—</b>	<b>—</b>	<b>—</b>	
<b>62</b>	<b>Health care and social assistance</b> .....	<b>787</b>	<b>3 236</b>	<b>14 464</b>	<b>34</b>	<b>16</b>	<b>8</b>	<b>3</b>	<b>1</b>	<b>4</b>	<b>2</b>	<b>—</b>	<b>—</b>	<b>—</b>	
621	Ambulatory health care services .....	160	979	4 686	20	11	5	2	1	1	—	—	—	—	
622	Hospitals .....	(C)	(D)	(D)	1	—	—	—	—	—	1	—	—	—	
6221	General medical & surgical hospitals .....	(C)	(D)	(D)	1	—	—	—	—	—	1	—	—	—	
62211	General medical & surgical hospitals .....	(C)	(D)	(D)	1	—	—	—	—	—	1	—	—	—	
623	Nursing & residential care facilities .....	(E)	(D)	(D)	5	2	—	—	—	2	1	—	—	—	
6231	Nursing care facilities .....	269	918	3 915	3	—	—	—	—	2	1	—	—	—	
62311	Nursing care facilities .....	269	918	3 915	3	—	—	—	—	2	1	—	—	—	
623110	Nursing care facilities .....	269	918	3 915	3	—	—	—	—	2	1	—	—	—	
624	Social assistance .....	(C)	(D)	(D)	8	3	3	1	—	1	—	—	—	—	
<b>71</b>	<b>Arts, entertainment &amp; recreation</b> .....	<b>26</b>	<b>54</b>	<b>98</b>	<b>3</b>	<b>1</b>	<b>1</b>	<b>1</b>	<b>—</b>	<b>—</b>	<b>—</b>	<b>—</b>	<b>—</b>	<b>—</b>	
<b>72</b>	<b>Accommodation &amp; food services</b> .....	<b>346</b>	<b>597</b>	<b>3 159</b>	<b>24</b>	<b>9</b>	<b>3</b>	<b>7</b>	<b>3</b>	<b>2</b>	<b>—</b>	<b>—</b>	<b>—</b>	<b>—</b>	
722	Food services & drinking places .....	346	597	3 159	24	9	3	7	3	2	—	—	—	—	
7222	Limited-service eating places .....	251	453	2 168	10	2	—	4	2	2	—	—	—	—	
72221	Limited-service eating places .....	251	453	2 168	10	2	—	4	2	2	—	—	—	—	
722211	Limited-service restaurants .....	251	453	2 168	10	2	—	4	2	2	—	—	—	—	
<b>81</b>	<b>Other services (except public administration)</b> .....	<b>189</b>	<b>619</b>	<b>2 735</b>	<b>56</b>	<b>45</b>	<b>8</b>	<b>2</b>	<b>1</b>	<b>—</b>	<b>—</b>	<b>—</b>	<b>—</b>	<b>—</b>	
<b>95</b>	<b>Auxiliaries (exc corporate, subsidiary &amp; regional mgt)</b> .....	<b>(A)</b>	<b>(D)</b>	<b>(D)</b>	<b>1</b>	<b>1</b>	<b>—</b>	<b>—</b>	<b>—</b>	<b>—</b>	<b>—</b>	<b>—</b>	<b>—</b>	<b>—</b>	
<b>99</b>	<b>Unclassified establishments</b> .....	<b>3</b>	<b>5</b>	<b>55</b>	<b>4</b>	<b>4</b>	<b>—</b>	<b>—</b>	<b>—</b>	<b>—</b>	<b>—</b>	<b>—</b>	<b>—</b>	<b>—</b>	
<b>OLDHAM</b>															
	<b>Total</b> .....	<b>8 821</b>	<b>46 131</b>	<b>220 207</b>	<b>973</b>	<b>594</b>	<b>183</b>	<b>106</b>	<b>58</b>	<b>20</b>	<b>11</b>	<b>1</b>	<b>—</b>	<b>—</b>	
<b>11</b>	<b>Forestry, fishing, hunting, and agriculture support</b> .....	<b>(B)</b>	<b>(D)</b>	<b>(D)</b>	<b>5</b>	<b>3</b>	<b>—</b>	<b>1</b>	<b>1</b>	<b>—</b>	<b>—</b>	<b>—</b>	<b>—</b>	<b>—</b>	
<b>21</b>	<b>Mining</b> .....	<b>(B)</b>	<b>(D)</b>	<b>(D)</b>	<b>2</b>	<b>1</b>	<b>—</b>	<b>—</b>	<b>1</b>	<b>—</b>	<b>—</b>	<b>—</b>	<b>—</b>	<b>—</b>	
<b>22</b>	<b>Utilities</b> .....	<b>(A)</b>	<b>(D)</b>	<b>(D)</b>	<b>3</b>	<b>1</b>	<b>2</b>	<b>—</b>	<b>—</b>	<b>—</b>	<b>—</b>	<b>—</b>	<b>—</b>	<b>—</b>	
<b>23</b>	<b>Construction</b> .....	<b>1 349</b>	<b>7 276</b>	<b>36 931</b>	<b>197</b>	<b>133</b>	<b>33</b>	<b>19</b>	<b>8</b>	<b>3</b>	<b>1</b>	<b>—</b>	<b>—</b>	<b>—</b>	
233	Building, developing & general contracting .....	270	1 489	7 112	69	53	12	3	—	1	—	—	—	—	
2332	Residential building construction .....	161	742	3 285	57	43	12	2	—	—	—	—	—	—	
23321	Single-family housing construction .....	155	706	3 142	54	41	11	2	—	—	—	—	—	—	
233210	Single-family housing construction .....	155	706	3 142	54	41	11	2	—	—	—	—	—	—	
2333	Nonresidential building construction .....	105	697	3 444	9	7	—	1	—	1	—	—	—	—	
23332	Commercial & institutional bldg construction ..	105	697	3 444	9	7	—	1	—	1	—	—	—	—	
233320	Commercial & institutional bldg construction ..	105	697	3 444	9	7	—	1	—	1	—	—	—	—	
235	Special trade contractors .....	1 029	5 490	27 821	123	79	19	15	7	2	1	—	—	—	
2351	Plumbing, heating & AC contractor .....	239	1 377	5 964	17	8	1	5	1	2	—	—	—	—	
23511	Plumbing, heating & AC contractor .....	239	1 377	5 964	17	8	1	5	1	2	—	—	—	—	
235110	Plumbing, heating & AC contractor .....	239	1 377	5 964	17	8	1	5	1	2	—	—	—	—	
2353	Electrical contractors .....	138	843	3 917	15	8	2	3	2	—	—	—	—	—	
23531	Electrical contractors .....	138	843	3 917	15	8	2	3	2	—	—	—	—	—	
235310	Electrical contractors .....	138	843	3 917	15	8	2	3	2	—	—	—	—	—	
2354	Masonry, drywall, insulation, tile contractors .....	(E)	(D)	(D)	14	8	5	—	—	—	1	—	—	—	
23541	Masonry & stone contractors .....	260	1 527	8 879	11	6	4	—	—	—	1	—	—	—	
235410	Masonry & stone contractors .....	260	1 527	8 879	11	6	4	—	—	—	1	—	—	—	
2359	Other special trade contractors .....	140	713	3 787	22	14	4	2	2	—	—	—	—	—	

Note: Employment-size classes are indicated as follows: A—0 to 19; B—20 to 99; C—100 to 249; E—250 to 499; F—500 to 999; G—1,000 to 2,499; H—2,500 to 4,999; I—5,000 to 9,999; J—10,000 to 24,999; K—25,000 to 49,999; L—50,000 to 99,999; M—100,000 or more.

**Table 6. Counties—Employees, Payroll, and Establishments by Industry: 1999—Con.**

[Excludes most government employees, railroad employees, and self-employed persons. Size class 1 to 4 includes establishments with payroll, but no employees, during mid-March pay period. (D) denotes figures withheld to avoid disclosing data for individual companies; the data are included in broader industry totals. Detailed industries with 100 or more employees are shown if industry was not a (D). For explanation of terms, abbreviations, and data reliability/comparability, see introductory text]

NAICS code	Industry	Number of employees for week including March 12	Payroll (\$1,000)		Total number of establishments	Number of establishments by employment-size class									
			First quarter	Annual		1 to 4	5 to 9	10 to 19	20 to 49	50 to 99	100 to 249	250 to 499	500 to 999	1,000 or more	
<b>OLDHAM—Con.</b>															
<b>31-33</b>	<b>Manufacturing</b>	<b>1 171</b>	<b>9 489</b>	<b>50 384</b>	<b>48</b>	<b>16</b>	<b>9</b>	<b>11</b>	<b>5</b>	<b>3</b>	<b>4</b>				
311	Food mfg	(C)	(D)	(D)	3	1	1				1				
3114	Fruit & veg preserving & specialty food mfg	(C)	(D)	(D)	1						1				
31142	Fruit & veg canning, pickling & drying	(C)	(D)	(D)	1						1				
321	Wood product mfg	(C)	(D)	(D)	2					1	1				
3212	Veneer, plywood & engineered wood product mfg	(C)	(D)	(D)	2					1	1				
32121	Veneer, plywood & engineered wood product mfg	(C)	(D)	(D)	2					1	1				
327	Nonmetallic mineral product mfg	119	601	3 263	6	1		3	2						
3273	Cement & concrete product mfg	119	601	3 263	6	1		3	2						
32732	Ready-mix concrete mfg	119	601	3 263	6	1		3	2						
327320	Ready-mix concrete mfg	119	601	3 263	6	1		3	2						
331	Primary metal mfg	(C)	(D)	(D)	1						1				
3314	Nonferrous (exc alum) production & processing	(C)	(D)	(D)	1						1				
33149	Other nonferrous roll, draw, extruding, alloying	(C)	(D)	(D)	1						1				
332	Fabricated metal product mfg	145	544	2 432	11	3	3	4		1					
333	Machinery mfg	224	2 766	17 068	7	1	2	2	1		1				
3339	Other general purpose machinery mfg	(C)	(D)	(D)	3			1	1		1				
33392	Material handling equipment mfg	(C)	(D)	(D)	2			1			1				
<b>42</b>	<b>Wholesale trade</b>	<b>391</b>	<b>2 992</b>	<b>13 942</b>	<b>62</b>	<b>41</b>	<b>10</b>	<b>7</b>	<b>2</b>	<b>2</b>					
421	Wholesale trade, durable goods	304	2 518	11 254	46	32	5	5	2	2					
4213	Lumber & other construction materials whse	134	998	4 648	6	1	1	1	2	1					
42131	Lumber, plywood, millwork & wood panel whse	113	710	3 232	3				2	1					
421310	Lumber, plywood, millwork & wood panel whse	113	710	3 232	3				2	1					
<b>44-45</b>	<b>Retail trade</b>	<b>1 314</b>	<b>5 342</b>	<b>24 607</b>	<b>116</b>	<b>63</b>	<b>26</b>	<b>18</b>	<b>4</b>	<b>3</b>	<b>2</b>				
441	Motor vehicle & parts dealers	196	1 279	6 790	14	5	4	2	2	1					
4411	Automobile dealers	(C)	(D)	(D)	5	2			2	1					
44111	New car dealers	137	1 029	5 676	3				2	1					
441110	New car dealers	137	1 029	5 676	3				2	1					
442	Furniture & home furnishing stores	102	663	2 771	4	1	1	1		1					
444	Bldg material & garden equip & supp dealers	102	526	2 314	16	8	5	3							
445	Food & beverage stores	340	941	4 375	8	2		3	1	1	1				
4451	Grocery stores	(E)	(D)	(D)	7	1		3	1	1	1				
44511	Grocery (except convenience) stores	315	879	4 019	4			1	1	1	1				
445110	Grocery (except convenience) stores	315	879	4 019	4			1	1	1	1				
447	Gasoline stations	142	429	1 939	18	3	9	6							
4471	Gasoline stations	142	429	1 939	18	3	9	6							
44711	Gasoline stations with convenience stores	110	308	1 396	13	2	6	5							
447110	Gasoline stations with convenience stores	110	308	1 396	13	2	6	5							
452	General merchandise stores	(C)	(D)	(D)	3	1	1				1				
4521	Department stores	(C)	(D)	(D)	1						1				
45211	Department stores	(C)	(D)	(D)	1						1				
<b>48-49</b>	<b>Transportation &amp; warehousing</b>	<b>157</b>	<b>825</b>	<b>3 986</b>	<b>13</b>	<b>7</b>	<b>3</b>	<b>1</b>	<b>1</b>	<b>1</b>					
484	Truck transportation	(C)	(D)	(D)	9	5	2	1		1					
<b>51</b>	<b>Information</b>	<b>204</b>	<b>1 519</b>	<b>5 702</b>	<b>18</b>	<b>11</b>	<b>4</b>	<b>2</b>			<b>1</b>				
511	Publishing industries	160	1 234	4 540	8	4	2	1			1				
5111	Newspaper, periodical, book, database publishers	(C)	(D)	(D)	7	3	2	1			1				
51119	Other publishers	(C)	(D)	(D)	2	1					1				
<b>52</b>	<b>Finance &amp; insurance</b>	<b>286</b>	<b>2 472</b>	<b>10 284</b>	<b>49</b>	<b>34</b>	<b>10</b>	<b>1</b>	<b>4</b>						
522	Credit intermediation & related activities	167	1 236	4 539	16	7	5	1	3						
5221	Depository credit intermediation	149	1 114	4 024	10	2	4	1	3						
52211	Commercial banking	149	1 114	4 024	10	2	4	1	3						
522110	Commercial banking	149	1 114	4 024	10	2	4	1	3						
<b>53</b>	<b>Real estate &amp; rental &amp; leasing</b>	<b>131</b>	<b>549</b>	<b>2 795</b>	<b>33</b>	<b>27</b>	<b>2</b>	<b>3</b>	<b>1</b>						
<b>54</b>	<b>Professional, scientific &amp; technical services</b>	<b>455</b>	<b>3 452</b>	<b>14 741</b>	<b>118</b>	<b>86</b>	<b>19</b>	<b>10</b>	<b>3</b>						
541	Professional, scientific & technical services	455	3 452	14 741	118	86	19	10	3						
5413	Architectural, engineering & related services	100	764	3 584	17	11	3	2	1						
5419	Oth professional, scientific, technical services	102	395	2 216	22	15	3	4							
<b>55</b>	<b>Management of companies &amp; enterprises</b>	<b>(A)</b>	<b>(D)</b>	<b>(D)</b>	<b>3</b>	<b>2</b>	<b>1</b>								
<b>56</b>	<b>Admin, support, waste mgt, remediation services</b>	<b>172</b>	<b>490</b>	<b>2 743</b>	<b>46</b>	<b>34</b>	<b>8</b>	<b>3</b>	<b>1</b>						
561	Administrative & support services	172	490	2 743	46	34	8	3	1						
5617	Services to buildings & dwellings	147	407	2 333	36	26	6	3	1						
56173	Landscaping services	103	301	1 796	27	21	3	2	1						
561730	Landscaping services	103	301	1 796	27	21	3	2	1						

Note: Employment-size classes are indicated as follows: A—0 to 19; B—20 to 99; C—100 to 249; E—250 to 499; F—500 to 999; G—1,000 to 2,499; H—2,500 to 4,999; I—5,000 to 9,999; J—10,000 to 24,999; K—25,000 to 49,999; L—50,000 to 99,999; M—100,000 or more.



**Table 6. Counties—Employees, Payroll, and Establishments by Industry: 1999—Con.**

[Excludes most government employees, railroad employees, and self-employed persons. Size class 1 to 4 includes establishments with payroll, but no employees, during mid-March pay period. (D) denotes figures withheld to avoid disclosing data for individual companies; the data are included in broader industry totals. Detailed industries with 100 or more employees are shown if industry was not a (D). For explanation of terms, abbreviations, and data reliability/comparability, see introductory text]

NAICS code	Industry	Number of employees for week including March 12	Payroll (\$1,000)		Total number of establishments	Number of establishments by employment-size class									
			First quarter	Annual		1 to 4	5 to 9	10 to 19	20 to 49	50 to 99	100 to 249	250 to 499	500 to 999	1,000 or more	
<b>OLDHAM—Con.</b>															
<b>61</b>	<b>Educational services</b> .....	<b>184</b>	<b>875</b>	<b>3 592</b>	<b>7</b>	<b>3</b>	<b>1</b>	<b>1</b>	<b>—</b>	<b>2</b>	<b>—</b>	<b>—</b>	<b>—</b>	<b>—</b>	
611	Educational services .....	184	875	3 592	7	3	1	1	—	2	—	—	—	—	
6111	Elementary & secondary schools .....	(C)	(D)	(D)	5	1	1	1	—	2	—	—	—	—	
61111	Elementary & secondary schools .....	(C)	(D)	(D)	5	1	1	1	—	2	—	—	—	—	
<b>62</b>	<b>Health care and social assistance</b> .....	<b>1 076</b>	<b>5 276</b>	<b>23 342</b>	<b>76</b>	<b>40</b>	<b>19</b>	<b>9</b>	<b>5</b>	<b>1</b>	<b>1</b>	<b>1</b>	<b>—</b>	<b>—</b>	
621	Ambulatory health care services .....	228	1 636	7 349	51	32	13	4	2	—	—	—	—	—	
622	Hospitals .....	(E)	(D)	(D)	2	1	—	—	—	—	—	1	—	—	
6221	General medical & surgical hospitals .....	(E)	(D)	(D)	1	—	—	—	—	—	—	1	—	—	
62211	General medical & surgical hospitals .....	(E)	(D)	(D)	1	—	—	—	—	—	—	1	—	—	
623	Nursing & residential care facilities .....	332	1 208	5 471	5	2	—	1	—	1	—	—	—	—	
6232	Residential mental retardation, health facil .....	(E)	(D)	(D)	2	—	—	1	—	—	1	—	—	—	
62321	Residential mental retardation facilities .....	(E)	(D)	(D)	2	—	—	1	—	—	1	—	—	—	
624	Social assistance .....	(C)	(D)	(D)	18	5	6	4	3	—	—	—	—	—	
6244	Child day care services .....	(C)	(D)	(D)	13	2	4	4	3	—	—	—	—	—	
62441	Child day care services .....	(C)	(D)	(D)	13	2	4	4	3	—	—	—	—	—	
<b>71</b>	<b>Arts, entertainment &amp; recreation</b> .....	<b>133</b>	<b>534</b>	<b>3 198</b>	<b>16</b>	<b>6</b>	<b>6</b>	<b>3</b>	<b>1</b>	<b>—</b>	<b>—</b>	<b>—</b>	<b>—</b>	<b>—</b>	
<b>72</b>	<b>Accommodation &amp; food services</b> .....	<b>1 032</b>	<b>2 131</b>	<b>9 748</b>	<b>53</b>	<b>9</b>	<b>10</b>	<b>14</b>	<b>14</b>	<b>5</b>	<b>1</b>	<b>—</b>	<b>—</b>	<b>—</b>	
722	Food services & drinking places .....	979	2 012	9 173	49	9	9	11	14	5	1	—	—	—	
7221	Full-service restaurants .....	(E)	(D)	(D)	18	5	4	4	4	—	1	—	—	—	
72211	Full-service restaurants .....	(E)	(D)	(D)	18	5	4	4	4	—	1	—	—	—	
7222	Limited-service eating places .....	671	1 297	6 024	29	3	4	7	10	5	—	—	—	—	
72221	Limited-service eating places .....	671	1 297	6 024	29	3	4	7	10	5	—	—	—	—	
722211	Limited-service restaurants .....	583	1 118	5 065	24	1	3	7	9	4	—	—	—	—	
<b>81</b>	<b>Other services (except public administration)</b> .....	<b>658</b>	<b>2 326</b>	<b>11 296</b>	<b>98</b>	<b>67</b>	<b>20</b>	<b>3</b>	<b>7</b>	<b>—</b>	<b>1</b>	<b>—</b>	<b>—</b>	<b>—</b>	
811	Repair & maintenance .....	114	684	3 755	29	24	3	1	1	—	—	—	—	—	
812	Personal & laundry services .....	115	350	1 936	30	19	10	—	1	—	—	—	—	—	
813	Religious, grantmaking, civic, prof & like organizations .....	429	1 292	5 605	39	24	7	2	5	—	1	—	—	—	
8131	Religious organizations .....	250	606	2 520	26	15	4	2	5	—	—	—	—	—	
81311	Religious organizations .....	250	606	2 520	26	15	4	2	5	—	—	—	—	—	
813110	Religious organizations .....	250	606	2 520	26	15	4	2	5	—	—	—	—	—	
8139	Business, labor, political, like organizations .....	156	601	2 696	6	3	2	—	—	—	1	—	—	—	
81392	Professional organizations .....	(C)	(D)	(D)	1	—	—	—	—	—	1	—	—	—	
<b>99</b>	<b>Unclassified establishments</b> .....	<b>7</b>	<b>29</b>	<b>185</b>	<b>10</b>	<b>10</b>	<b>—</b>	<b>—</b>	<b>—</b>	<b>—</b>	<b>—</b>	<b>—</b>	<b>—</b>	<b>—</b>	
<b>OWEN</b>															
	<b>Total</b> .....	<b>1 118</b>	<b>6 810</b>	<b>27 783</b>	<b>117</b>	<b>68</b>	<b>22</b>	<b>11</b>	<b>12</b>	<b>2</b>	<b>2</b>	<b>—</b>	<b>—</b>	<b>—</b>	
<b>22</b>	<b>Utilities</b> .....	<b>(B)</b>	<b>(D)</b>	<b>(D)</b>	<b>3</b>	<b>1</b>	<b>—</b>	<b>—</b>	<b>2</b>	<b>—</b>	<b>—</b>	<b>—</b>	<b>—</b>	<b>—</b>	
<b>23</b>	<b>Construction</b> .....	<b>95</b>	<b>495</b>	<b>2 353</b>	<b>8</b>	<b>4</b>	<b>2</b>	<b>1</b>	<b>—</b>	<b>1</b>	<b>—</b>	<b>—</b>	<b>—</b>	<b>—</b>	
<b>31-33</b>	<b>Manufacturing</b> .....	<b>(C)</b>	<b>(D)</b>	<b>(D)</b>	<b>4</b>	<b>1</b>	<b>1</b>	<b>1</b>	<b>—</b>	<b>—</b>	<b>1</b>	<b>—</b>	<b>—</b>	<b>—</b>	
334	Computer & electronic product mfg .....	(C)	(D)	(D)	1	—	—	—	—	—	1	—	—	—	
3345	Nav, measuring, medical, control instruments mfg .....	(C)	(D)	(D)	1	—	—	—	—	—	1	—	—	—	
33451	Nav, measuring, medical, control instruments mfg .....	(C)	(D)	(D)	1	—	—	—	—	—	1	—	—	—	
<b>42</b>	<b>Wholesale trade</b> .....	<b>24</b>	<b>70</b>	<b>383</b>	<b>7</b>	<b>6</b>	<b>—</b>	<b>1</b>	<b>—</b>	<b>—</b>	<b>—</b>	<b>—</b>	<b>—</b>	<b>—</b>	
<b>44-45</b>	<b>Retail trade</b> .....	<b>211</b>	<b>659</b>	<b>3 016</b>	<b>20</b>	<b>6</b>	<b>5</b>	<b>5</b>	<b>4</b>	<b>—</b>	<b>—</b>	<b>—</b>	<b>—</b>	<b>—</b>	
<b>48-49</b>	<b>Transportation &amp; warehousing</b> .....	<b>(A)</b>	<b>(D)</b>	<b>(D)</b>	<b>4</b>	<b>3</b>	<b>1</b>	<b>—</b>	<b>—</b>	<b>—</b>	<b>—</b>	<b>—</b>	<b>—</b>	<b>—</b>	
<b>51</b>	<b>Information</b> .....	<b>(A)</b>	<b>(D)</b>	<b>(D)</b>	<b>3</b>	<b>1</b>	<b>2</b>	<b>—</b>	<b>—</b>	<b>—</b>	<b>—</b>	<b>—</b>	<b>—</b>	<b>—</b>	
<b>52</b>	<b>Finance &amp; insurance</b> .....	<b>68</b>	<b>410</b>	<b>1 759</b>	<b>10</b>	<b>7</b>	<b>1</b>	<b>—</b>	<b>2</b>	<b>—</b>	<b>—</b>	<b>—</b>	<b>—</b>	<b>—</b>	
<b>53</b>	<b>Real estate &amp; rental &amp; leasing</b> .....	<b>14</b>	<b>30</b>	<b>139</b>	<b>3</b>	<b>2</b>	<b>1</b>	<b>—</b>	<b>—</b>	<b>—</b>	<b>—</b>	<b>—</b>	<b>—</b>	<b>—</b>	
<b>54</b>	<b>Professional, scientific &amp; technical services</b> .....	<b>(B)</b>	<b>(D)</b>	<b>(D)</b>	<b>6</b>	<b>5</b>	<b>—</b>	<b>1</b>	<b>—</b>	<b>—</b>	<b>—</b>	<b>—</b>	<b>—</b>	<b>—</b>	
<b>55</b>	<b>Management of companies &amp; enterprises</b> .....	<b>(A)</b>	<b>(D)</b>	<b>(D)</b>	<b>1</b>	<b>1</b>	<b>—</b>	<b>—</b>	<b>—</b>	<b>—</b>	<b>—</b>	<b>—</b>	<b>—</b>	<b>—</b>	
<b>56</b>	<b>Admin, support, waste mgt, remediation services</b> .....	<b>(A)</b>	<b>(D)</b>	<b>(D)</b>	<b>1</b>	<b>1</b>	<b>—</b>	<b>—</b>	<b>—</b>	<b>—</b>	<b>—</b>	<b>—</b>	<b>—</b>	<b>—</b>	
<b>62</b>	<b>Health care and social assistance</b> .....	<b>240</b>	<b>1 268</b>	<b>5 260</b>	<b>12</b>	<b>5</b>	<b>4</b>	<b>—</b>	<b>1</b>	<b>1</b>	<b>1</b>	<b>—</b>	<b>—</b>	<b>—</b>	
622	Hospitals .....	(C)	(D)	(D)	1	—	—	—	—	—	1	—	—	—	
6221	General medical & surgical hospitals .....	(C)	(D)	(D)	1	—	—	—	—	—	1	—	—	—	
62211	General medical & surgical hospitals .....	(C)	(D)	(D)	1	—	—	—	—	—	1	—	—	—	
<b>71</b>	<b>Arts, entertainment &amp; recreation</b> .....	<b>(B)</b>	<b>(D)</b>	<b>(D)</b>	<b>2</b>	<b>—</b>	<b>1</b>	<b>—</b>	<b>1</b>	<b>—</b>	<b>—</b>	<b>—</b>	<b>—</b>	<b>—</b>	
<b>72</b>	<b>Accommodation &amp; food services</b> .....	<b>79</b>	<b>135</b>	<b>635</b>	<b>7</b>	<b>4</b>	<b>1</b>	<b>—</b>	<b>2</b>	<b>—</b>	<b>—</b>	<b>—</b>	<b>—</b>	<b>—</b>	
<b>81</b>	<b>Other services (except public administration)</b> .....	<b>79</b>	<b>226</b>	<b>1 178</b>	<b>26</b>	<b>21</b>	<b>3</b>	<b>2</b>	<b>—</b>	<b>—</b>	<b>—</b>	<b>—</b>	<b>—</b>	<b>—</b>	

Note: Employment-size classes are indicated as follows: A—0 to 19; B—20 to 99; C—100 to 249; E—250 to 499; F—500 to 999; G—1,000 to 2,499; H—2,500 to 4,999; I—5,000 to 9,999; J—10,000 to 24,999; K—25,000 to 49,999; L—50,000 to 99,999; M—100,000 or more.

**Table 6. Counties—Employees, Payroll, and Establishments by Industry: 1999—Con.**

[Excludes most government employees, railroad employees, and self-employed persons. Size class 1 to 4 includes establishments with payroll, but no employees, during mid-March pay period. (D) denotes figures withheld to avoid disclosing data for individual companies; the data are included in broader industry totals. Detailed industries with 100 or more employees are shown if industry was not a (D). For explanation of terms, abbreviations, and data reliability/comparability, see introductory text]

NAICS code	Industry	Number of employees for week including March 12	Payroll (\$1,000)		Total number of establishments	Number of establishments by employment-size class								
			First quarter	Annual		1 to 4	5 to 9	10 to 19	20 to 49	50 to 99	100 to 249	250 to 499	500 to 999	1,000 or more
<b>OWSLEY</b>														
	<b>Total</b> .....	<b>269</b>	<b>892</b>	<b>4 145</b>	<b>44</b>	<b>31</b>	<b>8</b>	<b>3</b>	<b>1</b>	<b>-</b>	<b>1</b>	<b>-</b>	<b>-</b>	<b>-</b>
23	<b>Construction</b> .....	<b>11</b>	<b>45</b>	<b>221</b>	<b>4</b>	<b>2</b>	<b>2</b>	<b>-</b>	<b>-</b>	<b>-</b>	<b>-</b>	<b>-</b>	<b>-</b>	<b>-</b>
31-33	<b>Manufacturing</b> .....	<b>(A)</b>	<b>(D)</b>	<b>(D)</b>	<b>1</b>	<b>1</b>	<b>-</b>	<b>-</b>	<b>-</b>	<b>-</b>	<b>-</b>	<b>-</b>	<b>-</b>	<b>-</b>
44-45	<b>Retail trade</b> .....	<b>69</b>	<b>176</b>	<b>847</b>	<b>13</b>	<b>9</b>	<b>2</b>	<b>2</b>	<b>-</b>	<b>-</b>	<b>-</b>	<b>-</b>	<b>-</b>	<b>-</b>
48-49	<b>Transportation &amp; warehousing</b> .....	<b>(A)</b>	<b>(D)</b>	<b>(D)</b>	<b>2</b>	<b>2</b>	<b>-</b>	<b>-</b>	<b>-</b>	<b>-</b>	<b>-</b>	<b>-</b>	<b>-</b>	<b>-</b>
52	<b>Finance &amp; insurance</b> .....	<b>(A)</b>	<b>(D)</b>	<b>(D)</b>	<b>2</b>	<b>2</b>	<b>-</b>	<b>-</b>	<b>-</b>	<b>-</b>	<b>-</b>	<b>-</b>	<b>-</b>	<b>-</b>
53	<b>Real estate &amp; rental &amp; leasing</b> .....	<b>(A)</b>	<b>(D)</b>	<b>(D)</b>	<b>2</b>	<b>2</b>	<b>-</b>	<b>-</b>	<b>-</b>	<b>-</b>	<b>-</b>	<b>-</b>	<b>-</b>	<b>-</b>
54	<b>Professional, scientific &amp; technical services</b> .....	<b>4</b>	<b>9</b>	<b>51</b>	<b>3</b>	<b>3</b>	<b>-</b>	<b>-</b>	<b>-</b>	<b>-</b>	<b>-</b>	<b>-</b>	<b>-</b>	<b>-</b>
56	<b>Admin, support, waste mgt, remediation services</b> .....	<b>(A)</b>	<b>(D)</b>	<b>(D)</b>	<b>3</b>	<b>1</b>	<b>2</b>	<b>-</b>	<b>-</b>	<b>-</b>	<b>-</b>	<b>-</b>	<b>-</b>	<b>-</b>
62	<b>Health care and social assistance</b> .....	<b>155</b>	<b>560</b>	<b>2 511</b>	<b>8</b>	<b>3</b>	<b>2</b>	<b>1</b>	<b>1</b>	<b>-</b>	<b>1</b>	<b>-</b>	<b>-</b>	<b>-</b>
623	Nursing & residential care facilities .....	(C)	(D)	(D)	1	-	-	-	-	-	1	-	-	-
6231	Nursing care facilities .....	(C)	(D)	(D)	1	-	-	-	-	-	1	-	-	-
62311	Nursing care facilities .....	(C)	(D)	(D)	1	-	-	-	-	-	1	-	-	-
72	<b>Accommodation &amp; food services</b> .....	<b>(A)</b>	<b>(D)</b>	<b>(D)</b>	<b>2</b>	<b>2</b>	<b>-</b>	<b>-</b>	<b>-</b>	<b>-</b>	<b>-</b>	<b>-</b>	<b>-</b>	<b>-</b>
81	<b>Other services (except public administration)</b> .....	<b>(A)</b>	<b>(D)</b>	<b>(D)</b>	<b>3</b>	<b>3</b>	<b>-</b>	<b>-</b>	<b>-</b>	<b>-</b>	<b>-</b>	<b>-</b>	<b>-</b>	<b>-</b>
99	<b>Unclassified establishments</b> .....	<b>(A)</b>	<b>(D)</b>	<b>(D)</b>	<b>1</b>	<b>1</b>	<b>-</b>	<b>-</b>	<b>-</b>	<b>-</b>	<b>-</b>	<b>-</b>	<b>-</b>	<b>-</b>
<b>PENDLETON</b>														
	<b>Total</b> .....	<b>1 727</b>	<b>8 344</b>	<b>35 175</b>	<b>205</b>	<b>125</b>	<b>39</b>	<b>24</b>	<b>10</b>	<b>5</b>	<b>1</b>	<b>1</b>	<b>-</b>	<b>-</b>
21	<b>Mining</b> .....	<b>(B)</b>	<b>(D)</b>	<b>(D)</b>	<b>1</b>	<b>-</b>	<b>-</b>	<b>-</b>	<b>-</b>	<b>1</b>	<b>-</b>	<b>-</b>	<b>-</b>	<b>-</b>
22	<b>Utilities</b> .....	<b>(A)</b>	<b>(D)</b>	<b>(D)</b>	<b>1</b>	<b>1</b>	<b>-</b>	<b>-</b>	<b>-</b>	<b>-</b>	<b>-</b>	<b>-</b>	<b>-</b>	<b>-</b>
23	<b>Construction</b> .....	<b>63</b>	<b>277</b>	<b>1 616</b>	<b>27</b>	<b>25</b>	<b>2</b>	<b>-</b>	<b>-</b>	<b>-</b>	<b>-</b>	<b>-</b>	<b>-</b>	<b>-</b>
31-33	<b>Manufacturing</b> .....	<b>604</b>	<b>4 468</b>	<b>17 286</b>	<b>11</b>	<b>2</b>	<b>2</b>	<b>-</b>	<b>3</b>	<b>2</b>	<b>1</b>	<b>1</b>	<b>-</b>	<b>-</b>
327	Nonmetallic mineral product mfg .....	(E)	(D)	(D)	1	-	-	-	-	-	-	1	-	-
3274	Lime & gypsum product mfg .....	(E)	(D)	(D)	1	-	-	-	-	-	-	1	-	-
32741	Lime mfg .....	(E)	(D)	(D)	1	-	-	-	-	-	-	1	-	-
333	Machinery mfg .....	117	560	2 350	3	-	1	-	1	1	-	-	-	-
3339	Other general purpose machinery mfg .....	117	560	2 350	3	-	1	-	1	1	-	-	-	-
336	Transportation equipment mfg .....	(C)	(D)	(D)	1	-	-	-	-	-	1	-	-	-
3363	Motor vehicle parts mfg .....	(C)	(D)	(D)	1	-	-	-	-	-	1	-	-	-
33639	Other motor vehicle parts mfg .....	(C)	(D)	(D)	1	-	-	-	-	-	1	-	-	-
42	<b>Wholesale trade</b> .....	<b>32</b>	<b>143</b>	<b>602</b>	<b>10</b>	<b>7</b>	<b>2</b>	<b>1</b>	<b>-</b>	<b>-</b>	<b>-</b>	<b>-</b>	<b>-</b>	<b>-</b>
44-45	<b>Retail trade</b> .....	<b>304</b>	<b>874</b>	<b>3 602</b>	<b>38</b>	<b>18</b>	<b>8</b>	<b>9</b>	<b>2</b>	<b>1</b>	<b>-</b>	<b>-</b>	<b>-</b>	<b>-</b>
447	Gasoline stations .....	104	285	968	7	1	1	3	2	-	-	-	-	-
4471	Gasoline stations .....	104	285	968	7	1	1	3	2	-	-	-	-	-
48-49	<b>Transportation &amp; warehousing</b> .....	<b>43</b>	<b>216</b>	<b>1 358</b>	<b>10</b>	<b>7</b>	<b>1</b>	<b>2</b>	<b>-</b>	<b>-</b>	<b>-</b>	<b>-</b>	<b>-</b>	<b>-</b>
51	<b>Information</b> .....	<b>17</b>	<b>43</b>	<b>191</b>	<b>3</b>	<b>2</b>	<b>-</b>	<b>1</b>	<b>-</b>	<b>-</b>	<b>-</b>	<b>-</b>	<b>-</b>	<b>-</b>
52	<b>Finance &amp; insurance</b> .....	<b>88</b>	<b>369</b>	<b>1 662</b>	<b>12</b>	<b>4</b>	<b>4</b>	<b>4</b>	<b>-</b>	<b>-</b>	<b>-</b>	<b>-</b>	<b>-</b>	<b>-</b>
53	<b>Real estate &amp; rental &amp; leasing</b> .....	<b>17</b>	<b>25</b>	<b>86</b>	<b>4</b>	<b>2</b>	<b>2</b>	<b>-</b>	<b>-</b>	<b>-</b>	<b>-</b>	<b>-</b>	<b>-</b>	<b>-</b>
54	<b>Professional, scientific &amp; technical services</b> .....	<b>30</b>	<b>126</b>	<b>536</b>	<b>10</b>	<b>9</b>	<b>-</b>	<b>1</b>	<b>-</b>	<b>-</b>	<b>-</b>	<b>-</b>	<b>-</b>	<b>-</b>
56	<b>Admin, support, waste mgt, remediation services</b> .....	<b>74</b>	<b>208</b>	<b>1 216</b>	<b>8</b>	<b>4</b>	<b>1</b>	<b>-</b>	<b>3</b>	<b>-</b>	<b>-</b>	<b>-</b>	<b>-</b>	<b>-</b>
62	<b>Health care and social assistance</b> .....	<b>186</b>	<b>633</b>	<b>2 757</b>	<b>19</b>	<b>11</b>	<b>2</b>	<b>4</b>	<b>1</b>	<b>1</b>	<b>-</b>	<b>-</b>	<b>-</b>	<b>-</b>
623	Nursing & residential care facilities .....	115	310	1 350	5	1	-	3	-	1	-	-	-	-
71	<b>Arts, entertainment &amp; recreation</b> .....	<b>(A)</b>	<b>(D)</b>	<b>(D)</b>	<b>1</b>	<b>-</b>	<b>1</b>	<b>-</b>	<b>-</b>	<b>-</b>	<b>-</b>	<b>-</b>	<b>-</b>	<b>-</b>
72	<b>Accommodation &amp; food services</b> .....	<b>99</b>	<b>178</b>	<b>779</b>	<b>10</b>	<b>3</b>	<b>4</b>	<b>2</b>	<b>1</b>	<b>-</b>	<b>-</b>	<b>-</b>	<b>-</b>	<b>-</b>
81	<b>Other services (except public administration)</b> .....	<b>99</b>	<b>302</b>	<b>1 313</b>	<b>34</b>	<b>25</b>	<b>9</b>	<b>-</b>	<b>-</b>	<b>-</b>	<b>-</b>	<b>-</b>	<b>-</b>	<b>-</b>
95	<b>Auxiliaries (exc corporate, subsidiary &amp; regional mgt)</b> .....	<b>(A)</b>	<b>(D)</b>	<b>(D)</b>	<b>1</b>	<b>-</b>	<b>1</b>	<b>-</b>	<b>-</b>	<b>-</b>	<b>-</b>	<b>-</b>	<b>-</b>	<b>-</b>
99	<b>Unclassified establishments</b> .....	<b>1</b>	<b>3</b>	<b>74</b>	<b>5</b>	<b>5</b>	<b>-</b>	<b>-</b>	<b>-</b>	<b>-</b>	<b>-</b>	<b>-</b>	<b>-</b>	<b>-</b>

Note: Employment-size classes are indicated as follows: A—0 to 19; B—20 to 99; C—100 to 249; E—250 to 499; F—500 to 999; G—1,000 to 2,499; H—2,500 to 4,999; I—5,000 to 9,999; J—10,000 to 24,999; K—25,000 to 49,999; L—50,000 to 99,999; M—100,000 or more.

**Table 6. Counties—Employees, Payroll, and Establishments by Industry: 1999—Con.**

[Excludes most government employees, railroad employees, and self-employed persons. Size class 1 to 4 includes establishments with payroll, but no employees, during mid-March pay period. (D) denotes figures withheld to avoid disclosing data for individual companies; the data are included in broader industry totals. Detailed industries with 100 or more employees are shown if industry was not a (D). For explanation of terms, abbreviations, and data reliability/comparability, see introductory text]

NAICS code	Industry	Number of employees for week including March 12	Payroll (\$1,000)		Total number of establishments	Number of establishments by employment-size class								
			First quarter	Annual		1 to 4	5 to 9	10 to 19	20 to 49	50 to 99	100 to 249	250 to 499	500 to 999	1,000 or more
	<b>PERRY</b>													
	<b>Total</b> .....	<b>9 662</b>	<b>58 366</b>	<b>242 803</b>	<b>747</b>	<b>405</b>	<b>153</b>	<b>86</b>	<b>66</b>	<b>24</b>	<b>9</b>	<b>3</b>	<b>1</b>	<b>-</b>
<b>11</b>	<b>Forestry, fishing, hunting, and agriculture support</b> .....	<b>(B)</b>	<b>(D)</b>	<b>(D)</b>	<b>11</b>	<b>7</b>	<b>4</b>	<b>-</b>	<b>-</b>	<b>-</b>	<b>-</b>	<b>-</b>	<b>-</b>	<b>-</b>
<b>21</b>	<b>Mining</b> .....	<b>1 569</b>	<b>15 824</b>	<b>60 140</b>	<b>26</b>	<b>6</b>	<b>2</b>	<b>1</b>	<b>6</b>	<b>7</b>	<b>3</b>	<b>1</b>	<b>-</b>	<b>-</b>
212	Mining (except oil & gas) .....	1 514	15 521	59 386	20	2	2	1	4	7	3	1	-	-
2121	Coal mining .....	1 514	15 521	59 386	20	2	2	1	4	7	3	1	-	-
21211	Coal mining .....	1 514	15 521	59 386	20	2	2	1	4	7	3	1	-	-
212111	Bituminous coal & lignite surface mining .....	1 102	11 993	44 222	13	2	1	1	3	3	2	1	-	-
212112	Bituminous coal underground mining .....	412	3 528	15 164	7	-	1	-	1	4	1	-	-	-
<b>22</b>	<b>Utilities</b> .....	<b>(B)</b>	<b>(D)</b>	<b>(D)</b>	<b>3</b>	<b>1</b>	<b>-</b>	<b>-</b>	<b>1</b>	<b>1</b>	<b>-</b>	<b>-</b>	<b>-</b>	<b>-</b>
<b>23</b>	<b>Construction</b> .....	<b>230</b>	<b>858</b>	<b>3 209</b>	<b>41</b>	<b>29</b>	<b>6</b>	<b>4</b>	<b>1</b>	<b>1</b>	<b>-</b>	<b>-</b>	<b>-</b>	<b>-</b>
235	Special trade contractors .....	(C)	(D)	(D)	24	20	2	-	1	1	-	-	-	-
<b>31-33</b>	<b>Manufacturing</b> .....	<b>789</b>	<b>5 313</b>	<b>22 067</b>	<b>10</b>	<b>4</b>	<b>-</b>	<b>1</b>	<b>-</b>	<b>2</b>	<b>2</b>	<b>1</b>	<b>-</b>	<b>-</b>
315	Apparel manufacturing .....	(C)	(D)	(D)	1	-	-	-	-	-	1	-	-	-
3152	Cut & sew apparel mfg .....	(C)	(D)	(D)	1	-	-	-	-	-	1	-	-	-
31522	Men's, boys' cut & sew apparel mfg .....	(C)	(D)	(D)	1	-	-	-	-	-	1	-	-	-
321	Wood product mfg .....	(E)	(D)	(D)	1	-	-	-	-	-	-	1	-	-
3212	Veneer, plywood & engineered wood product mfg .....	(E)	(D)	(D)	1	-	-	-	-	-	-	1	-	-
32121	Veneer, plywood & engineered wood product mfg .....	(E)	(D)	(D)	1	-	-	-	-	-	-	1	-	-
332	Fabricated metal product mfg .....	(C)	(D)	(D)	2	-	-	-	-	1	1	-	-	-
3323	Architectural & structural metals mfg .....	(C)	(D)	(D)	1	-	-	-	-	-	1	-	-	-
33232	Ornamental & architectural metal prod mfg .....	(C)	(D)	(D)	1	-	-	-	-	-	1	-	-	-
<b>42</b>	<b>Wholesale trade</b> .....	<b>451</b>	<b>3 655</b>	<b>15 676</b>	<b>43</b>	<b>18</b>	<b>7</b>	<b>11</b>	<b>6</b>	<b>1</b>	<b>-</b>	<b>-</b>	<b>-</b>	<b>-</b>
421	Wholesale trade, durable goods .....	261	2 372	10 295	27	15	4	4	3	1	-	-	-	-
4218	Machinery, equipment & supplies whse .....	113	1 125	4 436	9	6	1	1	-	1	-	-	-	-
42181	Const & mining (exc petroleum) equip whse .....	(C)	(D)	(D)	4	2	-	1	-	1	-	-	-	-
422	Wholesale trade, nondurable goods .....	190	1 283	5 381	16	3	3	7	3	-	-	-	-	-
<b>44-45</b>	<b>Retail trade</b> .....	<b>1 904</b>	<b>6 668</b>	<b>28 409</b>	<b>180</b>	<b>90</b>	<b>42</b>	<b>26</b>	<b>15</b>	<b>6</b>	<b>-</b>	<b>1</b>	<b>-</b>	<b>-</b>
441	Motor vehicle & parts dealers .....	280	1 438	6 341	24	12	4	3	4	1	-	-	-	-
4411	Automobile dealers .....	183	979	4 336	12	7	-	1	3	1	-	-	-	-
44111	New car dealers .....	179	968	4 005	7	2	-	1	3	1	-	-	-	-
441110	New car dealers .....	179	968	4 005	7	2	-	1	3	1	-	-	-	-
444	Bldg material & garden equip & supp dealers .....	117	528	2 448	13	5	2	5	1	-	-	-	-	-
445	Food & beverage stores .....	382	1 122	4 866	32	18	6	2	3	3	-	-	-	-
4451	Grocery stores .....	357	1 046	4 562	20	7	5	2	3	3	-	-	-	-
44511	Grocery (except convenience) stores .....	332	997	4 340	15	5	3	1	3	3	-	-	-	-
445110	Grocery (except convenience) stores .....	332	997	4 340	15	5	3	1	3	3	-	-	-	-
447	Gasoline stations .....	234	532	2 106	33	18	7	6	2	-	-	-	-	-
4471	Gasoline stations .....	234	532	2 106	33	18	7	6	2	-	-	-	-	-
44711	Gasoline stations with convenience stores .....	179	417	1 719	21	10	4	5	2	-	-	-	-	-
447110	Gasoline stations with convenience stores .....	179	417	1 719	21	10	4	5	2	-	-	-	-	-
448	Clothing & clothing accessories stores .....	165	445	1 971	20	9	6	3	1	1	-	-	-	-
4481	Clothing stores .....	126	334	1 494	10	3	2	3	1	1	-	-	-	-
44814	Family clothing stores .....	100	268	1 216	4	-	-	2	1	1	-	-	-	-
448140	Family clothing stores .....	100	268	1 216	4	-	-	2	1	1	-	-	-	-
452	General merchandise stores .....	421	1 463	5 488	11	3	4	-	2	1	-	1	-	-
4521	Department stores .....	(E)	(D)	(D)	2	-	-	-	-	1	-	1	-	-
45211	Department stores .....	(E)	(D)	(D)	2	-	-	-	-	1	-	1	-	-
<b>48-49</b>	<b>Transportation &amp; warehousing</b> .....	<b>237</b>	<b>1 180</b>	<b>4 941</b>	<b>66</b>	<b>52</b>	<b>10</b>	<b>2</b>	<b>2</b>	<b>-</b>	<b>-</b>	<b>-</b>	<b>-</b>	<b>-</b>
484	Truck transportation .....	(C)	(D)	(D)	62	48	10	2	2	-	-	-	-	-
4842	Specialized freight trucking .....	196	1 000	4 026	43	31	8	2	2	-	-	-	-	-
48422	Specialized freight (exc used) trucking, local .....	166	858	3 438	38	27	8	2	1	-	-	-	-	-
484220	Specialized freight (exc used) trucking, local .....	166	858	3 438	38	27	8	2	1	-	-	-	-	-
<b>51</b>	<b>Information</b> .....	<b>149</b>	<b>956</b>	<b>4 063</b>	<b>17</b>	<b>10</b>	<b>3</b>	<b>2</b>	<b>1</b>	<b>1</b>	<b>-</b>	<b>-</b>	<b>-</b>	<b>-</b>
513	Broadcasting & telecommunications .....	118	878	3 704	11	6	2	1	1	1	-	-	-	-
<b>52</b>	<b>Finance &amp; insurance</b> .....	<b>270</b>	<b>1 709</b>	<b>7 643</b>	<b>30</b>	<b>13</b>	<b>12</b>	<b>3</b>	<b>1</b>	<b>1</b>	<b>-</b>	<b>-</b>	<b>-</b>	<b>-</b>
522	Credit intermediation & related activities .....	215	1 134	5 419	18	7	6	3	1	1	-	-	-	-
5221	Depository credit intermediation .....	(C)	(D)	(D)	9	2	3	2	1	1	-	-	-	-
52211	Commercial banking .....	160	738	3 674	8	2	3	1	1	1	-	-	-	-
522110	Commercial banking .....	160	738	3 674	8	2	3	1	1	1	-	-	-	-
<b>53</b>	<b>Real estate &amp; rental &amp; leasing</b> .....	<b>89</b>	<b>357</b>	<b>1 594</b>	<b>20</b>	<b>12</b>	<b>6</b>	<b>2</b>	<b>-</b>	<b>-</b>	<b>-</b>	<b>-</b>	<b>-</b>	<b>-</b>
<b>54</b>	<b>Professional, scientific &amp; technical services</b> .....	<b>265</b>	<b>1 488</b>	<b>6 375</b>	<b>63</b>	<b>41</b>	<b>15</b>	<b>5</b>	<b>2</b>	<b>-</b>	<b>-</b>	<b>-</b>	<b>-</b>	<b>-</b>
541	Professional, scientific & technical services .....	265	1 488	6 375	63	41	15	5	2	-	-	-	-	-
<b>55</b>	<b>Management of companies &amp; enterprises</b> .....	<b>171</b>	<b>1 178</b>	<b>4 972</b>	<b>5</b>	<b>1</b>	<b>1</b>	<b>1</b>	<b>-</b>	<b>2</b>	<b>-</b>	<b>-</b>	<b>-</b>	<b>-</b>
551	Management of companies & enterprises .....	171	1 178	4 972	5	1	1	1	-	2	-	-	-	-
5511	Management of companies & enterprises .....	171	1 178	4 972	5	1	1	1	-	2	-	-	-	-
55111	Management of companies & enterprises .....	171	1 178	4 972	5	1	1	1	-	2	-	-	-	-

Note: Employment-size classes are indicated as follows: A—0 to 19; B—20 to 99; C—100 to 249; E—250 to 499; F—500 to 999; G—1,000 to 2,499; H—2,500 to 4,999; I—5,000 to 9,999; J—10,000 to 24,999; K—25,000 to 49,999; L—50,000 to 99,999; M—100,000 or more.

**Table 6. Counties—Employees, Payroll, and Establishments by Industry: 1999—Con.**

[Excludes most government employees, railroad employees, and self-employed persons. Size class 1 to 4 includes establishments with payroll, but no employees, during mid-March pay period. (D) denotes figures withheld to avoid disclosing data for individual companies; the data are included in broader industry totals. Detailed industries with 100 or more employees are shown if industry was not a (D). For explanation of terms, abbreviations, and data reliability/comparability, see introductory text]

NAICS code	Industry	Number of employees for week including March 12	Payroll (\$1,000)		Total number of establishments	Number of establishments by employment-size class									
			First quarter	Annual		1 to 4	5 to 9	10 to 19	20 to 49	50 to 99	100 to 249	250 to 499	500 to 999	1,000 or more	
<b>PERRY—Con.</b>															
<b>56</b>	<b>Admin, support, waste mgmt, remediation services</b>	<b>65</b>	<b>306</b>	<b>1 322</b>	<b>10</b>	<b>4</b>	<b>4</b>	<b>2</b>	—	—	—	—	—	—	
<b>62</b>	<b>Health care and social assistance</b>	<b>2 030</b>	<b>14 502</b>	<b>64 178</b>	<b>90</b>	<b>39</b>	<b>24</b>	<b>8</b>	<b>14</b>	<b>1</b>	<b>3</b>	—	<b>1</b>	—	
621	Ambulatory health care services	578	5 358	23 660	67	29	22	8	7	1	—	—	—	—	
6211	Offices of physicians	335	3 916	17 951	36	16	10	5	4	1	—	—	—	—	
62111	Offices of physicians	335	3 916	17 951	36	16	10	5	4	1	—	—	—	—	
622	Hospitals	(F)	(D)	(D)	2	—	—	—	—	—	1	—	1	—	
6221	General medical & surgical hospitals	(F)	(D)	(D)	1	—	—	—	—	—	—	—	1	—	
62211	General medical & surgical hospitals	(F)	(D)	(D)	1	—	—	—	—	—	—	—	1	—	
6222	Psychiatric & substance abuse hospitals	(C)	(D)	(D)	1	—	—	—	—	—	1	—	—	—	
62221	Psychiatric & substance abuse hospitals	(C)	(D)	(D)	1	—	—	—	—	—	1	—	—	—	
623	Nursing & residential care facilities	(E)	(D)	(D)	7	5	—	—	—	—	2	—	—	—	
6231	Nursing care facilities	(C)	(D)	(D)	2	1	—	—	—	—	1	—	—	—	
62311	Nursing care facilities	(C)	(D)	(D)	2	1	—	—	—	—	1	—	—	—	
6239	Other residential care facilities	(C)	(D)	(D)	2	1	—	—	—	—	1	—	—	—	
62399	Other residential care facilities	(C)	(D)	(D)	2	1	—	—	—	—	1	—	—	—	
624	Social assistance	215	878	4 419	14	5	2	—	7	—	—	—	—	—	
<b>71</b>	<b>Arts, entertainment &amp; recreation</b>	<b>6</b>	<b>9</b>	<b>93</b>	<b>4</b>	<b>4</b>	—	—	—	—	—	—	—	—	
<b>72</b>	<b>Accommodation &amp; food services</b>	<b>1 023</b>	<b>2 194</b>	<b>9 503</b>	<b>53</b>	<b>15</b>	<b>7</b>	<b>13</b>	<b>16</b>	<b>1</b>	<b>1</b>	—	—	—	
722	Food services & drinking places	950	2 050	8 871	47	12	6	12	15	1	1	—	—	—	
7221	Full-service restaurants	393	761	3 663	17	2	4	5	5	—	1	—	—	—	
72211	Full-service restaurants	393	761	3 663	17	2	4	5	5	—	1	—	—	—	
722110	Full-service restaurants	393	761	3 663	17	2	4	5	5	—	1	—	—	—	
7222	Limited-service eating places	544	1 277	5 164	27	8	1	7	10	1	—	—	—	—	
72221	Limited-service eating places	544	1 277	5 164	27	8	1	7	10	1	—	—	—	—	
<b>81</b>	<b>Other services (except public administration)</b>	<b>266</b>	<b>812</b>	<b>3 509</b>	<b>64</b>	<b>48</b>	<b>10</b>	<b>5</b>	<b>1</b>	—	—	—	—	—	
813	Religious, grantmaking, civic, prof & like organizations	134	349	1 503	27	22	2	2	1	—	—	—	—	—	
<b>95</b>	<b>Auxiliaries (exc corporate, subsidiary &amp; regional mgt)</b>	<b>(A)</b>	<b>(D)</b>	<b>(D)</b>	<b>2</b>	<b>2</b>	—	—	—	—	—	—	—	—	
<b>99</b>	<b>Unclassified establishments</b>	<b>(A)</b>	<b>(D)</b>	<b>(D)</b>	<b>9</b>	<b>9</b>	—	—	—	—	—	—	—	—	
<b>PIKE</b>															
	<b>Total</b>	<b>18 949</b>	<b>116 346</b>	<b>494 140</b>	<b>1 536</b>	<b>830</b>	<b>336</b>	<b>183</b>	<b>123</b>	<b>36</b>	<b>21</b>	<b>5</b>	<b>1</b>	<b>1</b>	
<b>11</b>	<b>Forestry, fishing, hunting, and agriculture support</b>	<b>6</b>	<b>17</b>	<b>61</b>	<b>5</b>	<b>5</b>	—	—	—	—	—	—	—	—	
<b>21</b>	<b>Mining</b>	<b>3 698</b>	<b>37 779</b>	<b>159 323</b>	<b>92</b>	<b>32</b>	<b>7</b>	<b>10</b>	<b>23</b>	<b>11</b>	<b>7</b>	<b>2</b>	—	—	
211	Oil & gas extraction	178	1 075	5 622	10	6	3	—	—	—	1	—	—	—	
2111	Oil & gas extraction	178	1 075	5 622	10	6	3	—	—	—	1	—	—	—	
21111	Oil & gas extraction	178	1 075	5 622	10	6	3	—	—	—	1	—	—	—	
211111	Crude petroleum & natural gas extraction	178	1 075	5 622	10	6	3	—	—	—	1	—	—	—	
212	Mining (except oil & gas)	(H)	(D)	(D)	67	17	3	8	20	11	6	2	—	—	
2121	Coal mining	3 361	35 525	147 680	66	17	3	8	19	11	6	2	—	—	
21211	Coal mining	3 361	35 525	147 680	66	17	3	8	19	11	6	2	—	—	
212111	Bituminous coal & lignite surface mining	1 070	10 641	43 777	25	7	3	4	4	5	2	—	—	—	
212112	Bituminous coal underground mining	2 291	24 884	103 903	41	10	—	4	15	6	4	2	—	—	
213	Mining support activities	(C)	(D)	(D)	15	9	1	2	3	—	—	—	—	—	
2131	Mining support activities	(C)	(D)	(D)	15	9	1	2	3	—	—	—	—	—	
21311	Mining support activities	(C)	(D)	(D)	15	9	1	2	3	—	—	—	—	—	
<b>22</b>	<b>Utilities</b>	<b>205</b>	<b>2 403</b>	<b>9 527</b>	<b>9</b>	<b>3</b>	<b>3</b>	—	<b>1</b>	<b>2</b>	—	—	—	—	
221	Utilities	205	2 403	9 527	9	3	3	—	1	2	—	—	—	—	
2211	Elec pwr generation, transmn & distribution	(C)	(D)	(D)	6	1	3	—	1	1	—	—	—	—	
22112	Electric pwr transmn, control & distribution	(C)	(D)	(D)	6	1	3	—	1	1	—	—	—	—	
<b>23</b>	<b>Construction</b>	<b>695</b>	<b>3 324</b>	<b>17 304</b>	<b>91</b>	<b>50</b>	<b>21</b>	<b>16</b>	<b>1</b>	<b>2</b>	<b>1</b>	—	—	—	
233	Building, developing & general contracting	304	1 290	6 509	31	13	7	9	—	2	—	—	—	—	
2332	Residential building construction	193	790	4 078	21	10	3	7	—	1	—	—	—	—	
23321	Single-family housing construction	(C)	(D)	(D)	20	10	3	7	—	—	—	—	—	—	
2333	Nonresidential building construction	(C)	(D)	(D)	8	1	4	2	—	1	—	—	—	—	
23332	Commercial & institutional bldg construction	104	469	2 328	7	1	3	2	—	1	—	—	—	—	
233320	Commercial & institutional bldg construction	104	469	2 328	7	1	3	2	—	1	—	—	—	—	
234	Heavy construction	134	791	3 410	22	9	9	3	1	—	—	—	—	—	
2349	Other heavy construction	119	708	2 880	18	7	7	3	1	—	—	—	—	—	
235	Special trade contractors	257	1 243	7 385	38	28	5	4	—	—	1	—	—	—	
2351	Plumbing, heating & AC contractor	181	881	4 277	9	5	—	3	—	—	1	—	—	—	
23511	Plumbing, heating & AC contractor	181	881	4 277	9	5	—	3	—	—	1	—	—	—	
235110	Plumbing, heating & AC contractor	181	881	4 277	9	5	—	3	—	—	1	—	—	—	
<b>31-33</b>	<b>Manufacturing</b>	<b>738</b>	<b>3 137</b>	<b>16 389</b>	<b>27</b>	<b>13</b>	<b>7</b>	<b>5</b>	<b>1</b>	—	—	—	<b>1</b>	—	
311	Food mfg	(F)	(D)	(D)	1	—	—	—	—	—	—	—	1	—	
3118	Bakeries & tortilla mfg	(F)	(D)	(D)	1	—	—	—	—	—	—	—	1	—	
31181	Bread & bakery product mfg	(F)	(D)	(D)	1	—	—	—	—	—	—	—	1	—	

Note: Employment-size classes are indicated as follows: A—0 to 19; B—20 to 99; C—100 to 249; E—250 to 499; F—500 to 999; G—1,000 to 2,499; H—2,500 to 4,999; I—5,000 to 9,999; J—10,000 to 24,999; K—25,000 to 49,999; L—50,000 to 99,999; M—100,000 or more.

**Table 6. Counties—Employees, Payroll, and Establishments by Industry: 1999—Con.**

[Excludes most government employees, railroad employees, and self-employed persons. Size class 1 to 4 includes establishments with payroll, but no employees, during mid-March pay period. (D) denotes figures withheld to avoid disclosing data for individual companies; the data are included in broader industry totals. Detailed industries with 100 or more employees are shown if industry was not a (D). For explanation of terms, abbreviations, and data reliability/comparability, see introductory text]

NAICS code	Industry	Number of employees for week including March 12	Payroll (\$1,000)		Total number of establishments	Number of establishments by employment-size class								
			First quarter	Annual		1 to 4	5 to 9	10 to 19	20 to 49	50 to 99	100 to 249	250 to 499	500 to 999	1,000 or more
<b>PIKE—Con.</b>														
<b>42</b>	<b>Wholesale trade</b> .....	<b>691</b>	<b>5 592</b>	<b>21 719</b>	<b>70</b>	<b>34</b>	<b>21</b>	<b>10</b>	<b>2</b>	<b>2</b>	<b>1</b>	—	—	—
421	Wholesale trade, durable goods .....	453	4 075	14 830	56	29	16	9	1	—	1	—	—	—
4218	Machinery, equipment & supplies whse .....	358	3 335	11 835	33	16	7	8	1	—	1	—	—	—
42181	Const & mining (exc petroleum) equip whse .....	203	2 445	8 000	11	4	3	3	—	—	1	—	—	—
421810	Const & mining (exc petroleum) equip whse .....	203	2 445	8 000	11	4	3	3	—	—	1	—	—	—
422	Wholesale trade, nondurable goods .....	238	1 517	6 889	14	5	5	1	1	2	—	—	—	—
4224	Grocery & related product whse .....	156	889	4 125	5	—	2	1	1	1	—	—	—	—
42249	Other grocery & related products whse .....	(C)	(D)	(D)	3	—	—	1	1	1	—	—	—	—
<b>44-45</b>	<b>Retail trade</b> .....	<b>4 166</b>	<b>15 815</b>	<b>66 083</b>	<b>339</b>	<b>153</b>	<b>94</b>	<b>42</b>	<b>37</b>	<b>7</b>	<b>5</b>	<b>1</b>	—	—
441	Motor vehicle & parts dealers .....	566	3 293	13 602	51	21	19	5	2	4	—	—	—	—
4411	Automobile dealers .....	399	2 566	10 789	24	11	7	—	2	4	—	—	—	—
44111	New car dealers .....	336	2 313	9 752	9	2	1	—	2	4	—	—	—	—
441110	New car dealers .....	336	2 313	9 752	9	2	1	—	2	4	—	—	—	—
4413	Automotive parts, accessories & tire stores .....	154	688	2 618	24	9	10	5	—	—	—	—	—	—
44131	Automotive parts, accessories & tire stores .....	121	481	1 835	20	9	7	4	—	—	—	—	—	—
441310	Automotive parts, accessories & tire stores .....	121	481	1 835	20	9	7	4	—	—	—	—	—	—
444	Bldg material & garden equip & supp dealers .....	330	1 447	6 456	31	19	6	4	—	1	1	—	—	—
4441	Building material & supplies dealers .....	324	1 435	6 394	27	15	6	4	—	1	1	—	—	—
44411	Home centers .....	(C)	(D)	(D)	2	1	—	—	—	—	1	—	—	—
44419	Other building material dealers .....	153	780	3 370	14	6	3	4	—	1	—	—	—	—
444190	Other building material dealers .....	153	780	3 370	14	6	3	4	—	1	—	—	—	—
445	Food & beverage stores .....	788	2 399	9 848	45	14	8	6	15	1	1	—	—	—
4451	Grocery stores .....	734	2 274	9 375	36	9	5	6	14	1	1	—	—	—
44511	Grocery (except convenience) stores .....	719	2 242	9 170	32	6	5	5	14	1	1	—	—	—
445110	Grocery (except convenience) stores .....	719	2 242	9 170	32	6	5	5	14	1	1	—	—	—
446	Health & personal care stores .....	236	1 232	5 669	32	15	10	4	3	—	—	—	—	—
4461	Health & personal care stores .....	236	1 232	5 669	32	15	10	4	3	—	—	—	—	—
44611	Pharmacies & drug stores .....	211	1 143	5 330	26	11	8	4	3	—	—	—	—	—
446110	Pharmacies & drug stores .....	211	1 143	5 330	26	11	8	4	3	—	—	—	—	—
447	Gasoline stations .....	478	1 291	5 674	53	21	10	16	6	—	—	—	—	—
4471	Gasoline stations .....	478	1 291	5 674	53	21	10	16	6	—	—	—	—	—
44711	Gasoline stations with convenience stores .....	390	1 020	4 512	30	3	7	14	6	—	—	—	—	—
447110	Gasoline stations with convenience stores .....	390	1 020	4 512	30	3	7	14	6	—	—	—	—	—
448	Clothing & clothing accessories stores .....	377	962	4 179	37	14	14	4	4	1	—	—	—	—
4481	Clothing stores .....	272	695	3 019	20	8	6	1	4	1	—	—	—	—
44814	Family clothing stores .....	209	521	2 322	6	1	—	—	4	1	—	—	—	—
448140	Family clothing stores .....	209	521	2 322	6	1	—	—	4	1	—	—	—	—
452	General merchandise stores .....	924	3 397	13 178	20	4	8	1	4	—	2	1	—	—
4521	Department stores .....	(F)	(D)	(D)	3	—	—	—	—	—	2	1	—	—
45211	Department stores .....	(F)	(D)	(D)	3	—	—	—	—	—	2	1	—	—
4529	Other general merchandise stores .....	(C)	(D)	(D)	17	4	8	1	4	—	—	—	—	—
45299	All other general merchandise stores .....	(C)	(D)	(D)	17	4	8	1	4	—	—	—	—	—
453	Miscellaneous store retailers .....	276	692	2 900	37	25	10	—	1	—	1	—	—	—
4539	Other miscellaneous store retailers .....	228	550	2 317	21	12	7	—	1	—	1	—	—	—
45399	All other miscellaneous store retailers .....	204	443	1 855	14	8	4	—	1	—	1	—	—	—
453991	Tobacco stores .....	183	388	1 620	10	6	2	—	1	—	1	—	—	—
<b>48-49</b>	<b>Transportation &amp; warehousing</b> .....	<b>876</b>	<b>4 452</b>	<b>18 935</b>	<b>208</b>	<b>152</b>	<b>30</b>	<b>18</b>	<b>7</b>	<b>1</b>	—	—	—	—
484	Truck transportation .....	818	4 017	17 225	199	148	28	15	7	1	—	—	—	—
4842	Specialized freight trucking .....	722	3 535	14 790	163	116	26	15	5	1	—	—	—	—
48422	Specialized freight (exc used) trucking, local .....	638	3 221	13 121	143	104	21	12	5	1	—	—	—	—
484220	Specialized freight (exc used) trucking, local .....	638	3 221	13 121	143	104	21	12	5	1	—	—	—	—
<b>51</b>	<b>Information</b> .....	<b>196</b>	<b>1 403</b>	<b>5 471</b>	<b>18</b>	<b>8</b>	<b>5</b>	<b>2</b>	<b>3</b>	—	—	—	—	—
513	Broadcasting & telecommunications .....	(C)	(D)	(D)	15	8	4	1	2	—	—	—	—	—
<b>52</b>	<b>Finance &amp; insurance</b> .....	<b>846</b>	<b>5 460</b>	<b>22 634</b>	<b>74</b>	<b>39</b>	<b>21</b>	<b>6</b>	<b>4</b>	<b>1</b>	<b>3</b>	—	—	—
522	Credit intermediation & related activities .....	678	4 040	16 651	42	14	18	5	2	—	3	—	—	—
5221	Depository credit intermediation .....	(F)	(D)	(D)	32	7	17	3	2	—	3	—	—	—
52211	Commercial banking .....	627	3 773	15 469	30	5	17	3	2	—	3	—	—	—
522110	Commercial banking .....	627	3 773	15 469	30	5	17	3	2	—	3	—	—	—
524	Insurance carriers & related activities .....	(C)	(D)	(D)	31	24	3	1	2	1	—	—	—	—
<b>53</b>	<b>Real estate &amp; rental &amp; leasing</b> .....	<b>241</b>	<b>949</b>	<b>3 981</b>	<b>48</b>	<b>34</b>	<b>12</b>	<b>1</b>	—	<b>1</b>	—	—	—	—
531	Real estate .....	155	537	2 227	23	19	2	1	—	1	—	—	—	—
5311	Lessors of real estate .....	139	484	2 011	13	9	2	1	—	1	—	—	—	—
53111	Lessors of residential buildings & dwellings .....	(C)	(D)	(D)	4	3	—	—	—	—	—	—	—	—

Note: Employment-size classes are indicated as follows: A—0 to 19; B—20 to 99; C—100 to 249; E—250 to 499; F—500 to 999; G—1,000 to 2,499; H—2,500 to 4,999; I—5,000 to 9,999; J—10,000 to 24,999; K—25,000 to 49,999; L—50,000 to 99,999; M—100,000 or more.

**Table 6. Counties—Employees, Payroll, and Establishments by Industry: 1999—Con.**

[Excludes most government employees, railroad employees, and self-employed persons. Size class 1 to 4 includes establishments with payroll, but no employees, during mid-March pay period. (D) denotes figures withheld to avoid disclosing data for individual companies; the data are included in broader industry totals. Detailed industries with 100 or more employees are shown if industry was not a (D). For explanation of terms, abbreviations, and data reliability/comparability, see introductory text]

NAICS code	Industry	Number of employees for week including March 12	Payroll (\$1,000)		Total number of establishments	Number of establishments by employment-size class								
			First quarter	Annual		1 to 4	5 to 9	10 to 19	20 to 49	50 to 99	100 to 249	250 to 499	500 to 999	1,000 or more
<b>PIKE—Con.</b>														
<b>54</b>	<b>Professional, scientific &amp; technical services</b>	<b>662</b>	<b>4 256</b>	<b>20 794</b>	<b>115</b>	<b>74</b>	<b>21</b>	<b>14</b>	<b>6</b>	—	—	—	—	—
541	Professional, scientific & technical services	662	4 256	20 794	115	74	21	14	6	—	—	—	—	—
5411	Legal services	261	2 005	9 237	43	27	8	6	2	—	—	—	—	—
54111	Offices of lawyers	(E)	(D)	(D)	42	26	8	6	2	—	—	—	—	—
5412	Accounting, tax prep, bookkeep, payroll services	105	506	2 143	23	13	7	3	—	—	—	—	—	—
54121	Accounting, tax prep, bookkeep, payroll services	105	506	2 143	23	13	7	3	—	—	—	—	—	—
5413	Architectural, engineering & related services	210	1 285	6 446	20	10	3	3	4	—	—	—	—	—
54133	Engineering services	103	754	4 298	12	8	—	3	1	—	—	—	—	—
541330	Engineering services	103	754	4 298	12	8	—	3	1	—	—	—	—	—
<b>55</b>	<b>Management of companies &amp; enterprises</b>	<b>121</b>	<b>1 420</b>	<b>6 753</b>	<b>10</b>	<b>4</b>	<b>3</b>	—	<b>3</b>	—	—	—	—	—
551	Management of companies & enterprises	121	1 420	6 753	10	4	3	—	3	—	—	—	—	—
5511	Management of companies & enterprises	121	1 420	6 753	10	4	3	—	3	—	—	—	—	—
55111	Management of companies & enterprises	121	1 420	6 753	10	4	3	—	3	—	—	—	—	—
<b>56</b>	<b>Admin, support, waste mgt, remediation services</b>	<b>276</b>	<b>1 129</b>	<b>4 929</b>	<b>40</b>	<b>25</b>	<b>6</b>	<b>4</b>	<b>5</b>	—	—	—	—	—
561	Administrative & support services	258	1 003	4 419	34	20	5	4	5	—	—	—	—	—
<b>61</b>	<b>Educational services</b>	<b>(E)</b>	<b>(D)</b>	<b>(D)</b>	<b>6</b>	<b>4</b>	—	—	<b>1</b>	—	—	<b>1</b>	—	—
611	Educational services	(E)	(D)	(D)	6	4	—	—	1	—	—	1	—	—
6113	Colleges, universities & professional schools	(E)	(D)	(D)	1	—	—	—	—	—	—	1	—	—
61131	Colleges, universities & professional schools	(E)	(D)	(D)	1	—	—	—	—	—	—	1	—	—
<b>62</b>	<b>Health care and social assistance</b>	<b>3 084</b>	<b>21 913</b>	<b>89 292</b>	<b>152</b>	<b>70</b>	<b>48</b>	<b>19</b>	<b>4</b>	<b>6</b>	<b>3</b>	<b>1</b>	—	<b>1</b>
621	Ambulatory health care services	881	6 281	29 428	127	63	43	16	2	3	—	—	—	—
6211	Offices of physicians	446	3 788	18 187	70	32	27	9	1	1	—	—	—	—
62111	Offices of physicians	446	3 788	18 187	70	32	27	9	1	1	—	—	—	—
6212	Offices of dentists	129	896	4 107	27	14	10	3	—	—	—	—	—	—
62121	Offices of dentists	129	896	4 107	27	14	10	3	—	—	—	—	—	—
621210	Offices of dentists	129	896	4 107	27	14	10	3	—	—	—	—	—	—
6216	Home health care services	124	484	2 147	4	1	—	1	1	1	—	—	—	—
62161	Home health care services	124	484	2 147	4	1	—	1	1	1	—	—	—	—
621610	Home health care services	124	484	2 147	4	1	—	1	1	1	—	—	—	—
622	Hospitals	(G)	(D)	(D)	3	1	—	—	—	—	—	1	—	1
6221	General medical & surgical hospitals	(G)	(D)	(D)	3	1	—	—	—	—	—	1	—	1
62211	General medical & surgical hospitals	(G)	(D)	(D)	3	1	—	—	—	—	—	1	—	1
623	Nursing & residential care facilities	(E)	(D)	(D)	5	1	—	—	—	1	3	—	—	—
6231	Nursing care facilities	453	1 567	6 266	4	—	—	—	—	1	3	—	—	—
62311	Nursing care facilities	453	1 567	6 266	4	—	—	—	—	1	3	—	—	—
623110	Nursing care facilities	453	1 567	6 266	4	—	—	—	—	1	3	—	—	—
624	Social assistance	(E)	(D)	(D)	17	5	5	3	2	2	—	—	—	—
6241	Individual & family services	(C)	(D)	(D)	5	1	—	1	2	1	—	—	—	—
6244	Child day care services	114	291	1 278	9	1	5	2	—	1	—	—	—	—
62441	Child day care services	114	291	1 278	9	1	5	2	—	1	—	—	—	—
624410	Child day care services	114	291	1 278	9	1	5	2	—	1	—	—	—	—
<b>71</b>	<b>Arts, entertainment &amp; recreation</b>	<b>(B)</b>	<b>(D)</b>	<b>(D)</b>	<b>9</b>	<b>7</b>	<b>1</b>	<b>1</b>	—	—	—	—	—	—
<b>72</b>	<b>Accommodation &amp; food services</b>	<b>1 275</b>	<b>2 877</b>	<b>11 971</b>	<b>78</b>	<b>21</b>	<b>11</b>	<b>24</b>	<b>19</b>	<b>2</b>	<b>1</b>	—	—	—
721	Accommodation	128	283	1 313	11	4	1	5	1	—	—	—	—	—
7211	Traveler accommodation	(C)	(D)	(D)	10	4	1	4	1	—	—	—	—	—
72111	Hotels (exc casino hotels) & motels	(C)	(D)	(D)	10	4	1	4	1	—	—	—	—	—
722	Food services & drinking places	1 147	2 594	10 658	67	17	10	19	18	2	1	—	—	—
7221	Full-service restaurants	(E)	(D)	(D)	20	8	2	5	5	—	—	—	—	—
72211	Full-service restaurants	(E)	(D)	(D)	20	8	2	5	5	—	—	—	—	—
7222	Limited-service eating places	870	1 859	7 799	45	9	7	13	13	2	1	—	—	—
72221	Limited-service eating places	870	1 859	7 799	45	9	7	13	13	2	1	—	—	—
722211	Limited-service restaurants	855	1 834	7 680	41	7	5	13	13	2	1	—	—	—
<b>81</b>	<b>Other services (except public administration)</b>	<b>649</b>	<b>2 039</b>	<b>8 663</b>	<b>125</b>	<b>89</b>	<b>21</b>	<b>10</b>	<b>4</b>	<b>1</b>	—	—	—	—
811	Repair & maintenance	219	950	4 032	54	38	11	3	2	—	—	—	—	—
8111	Automotive repair & maintenance	103	377	1 524	35	26	8	1	—	—	—	—	—	—
8113	Commercial equipment (exc auto & elec)	—	—	—	—	—	—	—	—	—	—	—	—	—
81131	R&M	111	551	2 415	15	8	3	2	2	—	—	—	—	—
811310	Commercial equipment (exc auto & elec)	111	551	2 415	15	8	3	2	2	—	—	—	—	—
811310	R&M	111	551	2 415	15	8	3	2	2	—	—	—	—	—
812	Personal & laundry services	237	670	2 787	23	12	5	4	1	1	—	—	—	—
8121	Personal care services	133	274	1 155	9	6	—	2	—	1	—	—	—	—
81211	Hair, nail & skin care services	(C)	(D)	(D)	7	4	—	2	—	1	—	—	—	—
812112	Beauty salons	131	271	1 133	6	3	—	2	—	1	—	—	—	—
813	Religious, grantmaking, civic, prof & like organizations	193	419	1 844	48	39	5	3	1	—	—	—	—	—
<b>95</b>	<b>Auxiliaries (exc corporate, subsidiary &amp; regional mgt)</b>	<b>(C)</b>	<b>(D)</b>	<b>(D)</b>	<b>7</b>	<b>2</b>	<b>2</b>	<b>1</b>	<b>2</b>	—	—	—	—	—
<b>99</b>	<b>Unclassified establishments</b>	<b>20</b>	<b>58</b>	<b>265</b>	<b>13</b>	<b>11</b>	<b>2</b>	—	—	—	—	—	—	—

Note: Employment-size classes are indicated as follows: A—0 to 19; B—20 to 99; C—100 to 249; E—250 to 499; F—500 to 999; G—1,000 to 2,499; H—2,500 to 4,999; I—5,000 to 9,999; J—10,000 to 24,999; K—25,000 to 49,999; L—50,000 to 99,999; M—100,000 or more.

**Table 6. Counties—Employees, Payroll, and Establishments by Industry: 1999—Con.**

[Excludes most government employees, railroad employees, and self-employed persons. Size class 1 to 4 includes establishments with payroll, but no employees, during mid-March pay period. (D) denotes figures withheld to avoid disclosing data for individual companies; the data are included in broader industry totals. Detailed industries with 100 or more employees are shown if industry was not a (D). For explanation of terms, abbreviations, and data reliability/comparability, see introductory text]

NAICS code	Industry	Number of employees for week including March 12	Payroll (\$1,000)		Total number of establishments	Number of establishments by employment-size class									
			First quarter	Annual		1 to 4	5 to 9	10 to 19	20 to 49	50 to 99	100 to 249	250 to 499	500 to 999	1,000 or more	
<b>POWELL</b>															
	<b>Total</b> .....	<b>2 461</b>	<b>9 163</b>	<b>39 770</b>	<b>179</b>	<b>107</b>	<b>35</b>	<b>14</b>	<b>16</b>	<b>3</b>	<b>3</b>		<b>1</b>		
21	Mining .....	(A)	(D)	(D)	1	1	—	—	—	—	—	—	—	—	
22	Utilities .....	(A)	(D)	(D)	2	1	1	—	—	—	—	—	—	—	
23	Construction .....	65	158	1 732	16	12	2	1	1	—	—	—	—	—	
31-33	Manufacturing .....	1 258	5 178	21 084	15	1	4	2	4	2	1	—	1	—	
315	Apparel manufacturing .....	(C)	(D)	(D)	1	—	—	—	—	—	1	—	—	—	
3152	Cut & sew apparel mfg .....	(C)	(D)	(D)	1	—	—	—	—	—	1	—	—	—	
31522	Men's, boys' cut & sew apparel mfg .....	(C)	(D)	(D)	1	—	—	—	—	—	1	—	—	—	
321	Wood product mfg .....	143	629	2 688	4	—	1	—	2	1	—	—	—	—	
333	Machinery mfg .....	746	2 468	10 314	5	1	1	1	1	—	—	—	1	—	
3333	Commercial & service industry machinery mfg ..	(F)	(D)	(D)	1	—	—	—	—	—	—	—	1	—	
33331	Commercial & service industry machinery mfg .....	(F)	(D)	(D)	1	—	—	—	—	—	—	—	1	—	
42	Wholesale trade .....	92	548	2 418	8	3	2	2	1	—	—	—	—	—	
44-45	Retail trade .....	373	741	3 430	32	15	9	6	—	1	1	—	—	—	
445	Food & beverage stores .....	(C)	(D)	(D)	3	2	—	—	—	—	1	—	—	—	
4451	Grocery stores .....	(C)	(D)	(D)	3	2	—	—	—	—	1	—	—	—	
44511	Grocery (except convenience) stores .....	(C)	(D)	(D)	2	1	—	—	—	—	1	—	—	—	
447	Gasoline stations .....	121	212	1 003	10	2	4	3	—	1	—	—	—	—	
4471	Gasoline stations .....	121	212	1 003	10	2	4	3	—	1	—	—	—	—	
44711	Gasoline stations with convenience stores ...	106	174	847	7	1	2	3	—	1	—	—	—	—	
447110	Gasoline stations with convenience stores .	106	174	847	7	1	2	3	—	1	—	—	—	—	
48-49	Transportation & warehousing .....	82	840	3 382	17	12	3	—	2	—	—	—	—	—	
51	Information .....	(A)	(D)	(D)	4	3	1	—	—	—	—	—	—	—	
52	Finance & insurance .....	55	294	1 159	7	5	1	—	1	—	—	—	—	—	
53	Real estate & rental & leasing .....	17	65	221	4	2	2	—	—	—	—	—	—	—	
54	Professional, scientific & technical services .....	18	54	249	10	10	—	—	—	—	—	—	—	—	
56	Admin, support, waste mgt, remediation services .....	6	9	144	3	3	—	—	—	—	—	—	—	—	
61	Educational services .....	(A)	(D)	(D)	1	1	—	—	—	—	—	—	—	—	
62	Health care and social assistance .....	217	649	2 911	18	9	6	—	2	—	1	—	—	—	
623	Nursing & residential care facilities .....	(C)	(D)	(D)	2	—	—	—	1	—	1	—	—	—	
6231	Nursing care facilities .....	(C)	(D)	(D)	1	—	—	—	—	—	1	—	—	—	
62311	Nursing care facilities .....	(C)	(D)	(D)	1	—	—	—	—	—	1	—	—	—	
71	Arts, entertainment & recreation .....	14	25	146	4	3	1	—	—	—	—	—	—	—	
72	Accommodation & food services .....	198	334	1 669	17	9	1	2	5	—	—	—	—	—	
722	Food services & drinking places .....	(C)	(D)	(D)	15	8	1	1	5	—	—	—	—	—	
7222	Limited-service eating places .....	160	291	1 404	9	4	—	—	5	—	—	—	—	—	
72221	Limited-service eating places .....	160	291	1 404	9	4	—	—	5	—	—	—	—	—	
81	Other services (except public administration) .....	42	99	396	19	16	2	1	—	—	—	—	—	—	
99	Unclassified establishments .....	(A)	(D)	(D)	1	1	—	—	—	—	—	—	—	—	
<b>PULASKI</b>															
	<b>Total</b> .....	<b>19 301</b>	<b>93 093</b>	<b>410 153</b>	<b>1 462</b>	<b>766</b>	<b>332</b>	<b>187</b>	<b>113</b>	<b>30</b>	<b>25</b>	<b>6</b>	<b>3</b>		
11	Forestry, fishing, hunting, and agriculture support .....	(A)	(D)	(D)	2	2	—	—	—	—	—	—	—	—	
21	Mining .....	86	545	2 668	5	1	—	1	3	—	—	—	—	—	
22	Utilities .....	241	2 305	10 412	6	2	1	—	1	1	1	—	—	—	
221	Utilities .....	241	2 305	10 412	6	2	1	—	1	1	1	—	—	—	
2211	Elec pwr generation, transmsn & distribution ...	(C)	(D)	(D)	4	1	—	—	1	1	1	—	—	—	
22112	Electric pwr transmsn, control & distribution ..	(C)	(D)	(D)	3	1	—	—	1	—	1	—	—	—	
23	Construction .....	879	3 541	17 334	157	85	46	18	8	—	—	—	—	—	
233	Building, developing & general contracting .....	228	1 172	5 835	36	21	7	6	2	—	—	—	—	—	
2332	Residential building construction .....	(C)	(D)	(D)	26	17	4	5	—	—	—	—	—	—	
2333	Nonresidential building construction .....	(C)	(D)	(D)	9	3	3	1	2	—	—	—	—	—	
23332	Commercial & institutional bldg construction ..	(C)	(D)	(D)	8	3	2	1	2	—	—	—	—	—	
234	Heavy construction .....	111	469	2 259	14	5	5	2	2	—	—	—	—	—	
2349	Other heavy construction .....	(C)	(D)	(D)	13	4	5	2	2	—	—	—	—	—	
235	Special trade contractors .....	540	1 900	9 240	107	59	34	10	4	—	—	—	—	—	
2351	Plumbing, heating & AC contractor .....	183	754	3 640	23	10	7	3	3	—	—	—	—	—	
23511	Plumbing, heating & AC contractor .....	183	754	3 640	23	10	7	3	3	—	—	—	—	—	
235110	Plumbing, heating & AC contractor .....	183	754	3 640	23	10	7	3	3	—	—	—	—	—	

Note: Employment-size classes are indicated as follows: A—0 to 19; B—20 to 99; C—100 to 249; E—250 to 499; F—500 to 999; G—1,000 to 2,499; H—2,500 to 4,999; I—5,000 to 9,999; J—10,000 to 24,999; K—25,000 to 49,999; L—50,000 to 99,999; M—100,000 or more.

**Table 6. Counties—Employees, Payroll, and Establishments by Industry: 1999—Con.**

[Excludes most government employees, railroad employees, and self-employed persons. Size class 1 to 4 includes establishments with payroll, but no employees, during mid-March pay period. (D) denotes figures withheld to avoid disclosing data for individual companies; the data are included in broader industry totals. Detailed industries with 100 or more employees are shown if industry was not a (D). For explanation of terms, abbreviations, and data reliability/comparability, see introductory text]

NAICS code	Industry	Number of employees for week including March 12	Payroll (\$1,000)		Total number of establishments	Number of establishments by employment-size class									
			First quarter	Annual		1 to 4	5 to 9	10 to 19	20 to 49	50 to 99	100 to 249	250 to 499	500 to 999	1,000 or more	
<b>PULASKI—Con.</b>															
<b>31-33</b>	<b>Manufacturing</b>	<b>4 625</b>	<b>26 471</b>	<b>119 236</b>	<b>82</b>	<b>23</b>	<b>19</b>	<b>11</b>	<b>8</b>	<b>8</b>	<b>8</b>	<b>3</b>	<b>2</b>	—	
311	Food mfg	(E)	(D)	(D)	2	—	1	—	—	—	—	1	—	—	
3115	Dairy product mfg	(E)	(D)	(D)	1	—	—	—	—	—	—	1	—	—	
31151	Dairy product (exc frozen) mfg	(E)	(D)	(D)	1	—	—	—	—	—	—	1	—	—	
315	Apparel manufacturing	(F)	(D)	(D)	3	1	1	—	—	—	—	—	1	—	
3152	Cut & sew apparel mfg	(F)	(D)	(D)	2	—	1	—	—	—	—	—	1	—	
31521	Cut & sew apparel contractors	(F)	(D)	(D)	2	—	1	—	—	—	—	—	1	—	
321	Wood product mfg	539	2 123	9 821	15	1	2	4	4	3	1	—	—	—	
3211	Sawmills & wood preservation	(C)	(D)	(D)	5	1	2	—	1	1	—	—	—	—	
32111	Sawmills & wood preservation	(C)	(D)	(D)	5	1	2	—	1	1	—	—	—	—	
3219	Other wood product mfg	368	1 484	7 027	9	—	—	3	3	2	1	—	—	—	
32191	Millwork	243	1 045	5 021	5	—	—	1	2	1	1	—	—	—	
32192	Wood container & pallet mfg	125	439	2 006	4	—	—	2	1	1	—	—	—	—	
321920	Wood container & pallet mfg	125	439	2 006	4	—	—	2	1	1	—	—	—	—	
324	Petroleum & coal products mfg	(C)	(D)	(D)	1	—	—	—	—	—	1	—	—	—	
3241	Petroleum & coal products mfg	(C)	(D)	(D)	1	—	—	—	—	—	1	—	—	—	
32411	Petroleum refineries	(C)	(D)	(D)	1	—	—	—	—	—	1	—	—	—	
325	Chemical mfg	(C)	(D)	(D)	4	1	—	1	1	—	1	—	—	—	
3251	Basic chemical mfg	(C)	(D)	(D)	3	1	—	1	—	—	1	—	—	—	
32519	Other basic organic chemical mfg	(C)	(D)	(D)	1	—	—	—	—	—	1	—	—	—	
327	Nonmetallic mineral product mfg	622	4 739	20 847	5	—	1	1	—	—	2	1	—	—	
3271	Clay product & refractory mfg	(E)	(D)	(D)	1	—	—	—	—	—	—	1	—	—	
32711	Pottery, ceramics & plumbing fixture mfg	(E)	(D)	(D)	1	—	—	—	—	—	—	1	—	—	
3272	Glass & glass product mfg	(C)	(D)	(D)	1	—	—	—	—	—	1	—	—	—	
32721	Glass & glass product mfg	(C)	(D)	(D)	1	—	—	—	—	—	1	—	—	—	
3273	Cement & concrete product mfg	(C)	(D)	(D)	3	—	1	1	—	—	1	—	—	—	
32733	Concrete pipe, brick & block mfg	(C)	(D)	(D)	2	—	1	—	—	—	1	—	—	—	
333	Machinery mfg	(F)	(D)	(D)	6	3	2	—	—	—	—	—	1	—	
3334	HVAC & commercial refrigeration equipment mfg	(F)	(D)	(D)	1	—	—	—	—	—	—	—	1	—	
33341	HVAC & commercial refrigeration equipment mfg	(F)	(D)	(D)	1	—	—	—	—	—	—	—	1	—	
336	Transportation equipment mfg	954	6 362	30 837	8	1	1	1	—	1	3	1	—	—	
3363	Motor vehicle parts mfg	655	4 651	22 640	4	1	—	—	—	—	2	1	—	—	
33632	MV electrical & electronic equipment mfg	(F)	(D)	(D)	3	1	—	—	—	—	1	1	—	—	
33637	Motor vehicle metal stamping	(C)	(D)	(D)	1	—	—	—	—	—	1	—	—	—	
3366	Ship & boat building	(E)	(D)	(D)	2	—	—	—	—	1	1	—	—	—	
33661	Ship & boat building	(E)	(D)	(D)	2	—	—	—	—	1	1	—	—	—	
337	Furniture & related product mfg	168	524	2 281	9	4	2	—	2	1	—	—	—	—	
3372	Office furniture (including fixtures) mfg	146	468	2 015	3	—	—	—	2	1	—	—	—	—	
33721	Office furniture (including fixtures) mfg	146	468	2 015	3	—	—	—	2	1	—	—	—	—	
337215	Showcase, partition, shelving & locker mfg	146	468	2 015	3	—	—	—	2	1	—	—	—	—	
<b>42</b>	<b>Wholesale trade</b>	<b>1 141</b>	<b>5 695</b>	<b>24 772</b>	<b>81</b>	<b>40</b>	<b>13</b>	<b>11</b>	<b>13</b>	<b>2</b>	<b>2</b>	—	—	—	
421	Wholesale trade, durable goods	451	2 181	9 402	45	22	8	8	6	1	—	—	—	—	
4219	Miscellaneous durable goods whsle	154	623	2 778	8	4	—	—	3	1	—	—	—	—	
42193	Recyclable material whsle	(C)	(D)	(D)	3	—	—	—	2	1	—	—	—	—	
422	Wholesale trade, nondurable goods	690	3 514	15 370	36	18	5	3	7	1	2	—	—	—	
4224	Grocery & related product whsle	192	1 297	5 906	9	4	1	1	2	—	1	—	—	—	
42242	Packaged frozen food whsle	(C)	(D)	(D)	2	1	—	—	—	—	1	—	—	—	
4229	Miscellaneous nondurable goods whsle	313	1 290	5 730	9	4	2	1	—	1	1	—	—	—	
42294	Tobacco & tobacco product whsle	(E)	(D)	(D)	3	1	—	—	—	1	1	—	—	—	
<b>44-45</b>	<b>Retail trade</b>	<b>3 729</b>	<b>13 199</b>	<b>57 244</b>	<b>343</b>	<b>160</b>	<b>90</b>	<b>62</b>	<b>19</b>	<b>5</b>	<b>6</b>	<b>1</b>	—	—	
441	Motor vehicle & parts dealers	517	2 900	13 004	46	23	13	5	2	2	1	—	—	—	
4411	Automobile dealers	352	2 213	9 829	23	15	3	1	1	2	1	—	—	—	
44111	New car dealers	311	2 048	8 980	7	2	1	—	1	2	1	—	—	—	
441110	New car dealers	311	2 048	8 980	7	2	1	—	1	2	1	—	—	—	
4413	Automotive parts, accessories & tire stores	119	466	2 078	15	6	5	3	1	—	—	—	—	—	
44131	Automotive parts, accessories & tire stores	102	394	1 732	12	5	4	2	1	—	—	—	—	—	
441310	Automotive parts, accessories & tire stores	102	394	1 732	12	5	4	2	1	—	—	—	—	—	
442	Furniture & home furnishing stores	126	528	2 066	19	9	7	2	1	—	—	—	—	—	
4421	Furniture stores	107	480	1 807	11	2	6	2	1	—	—	—	—	—	
44211	Furniture stores	107	480	1 807	11	2	6	2	1	—	—	—	—	—	
442110	Furniture stores	107	480	1 807	11	2	6	2	1	—	—	—	—	—	
444	Bldg material & garden equip & supp dealers	426	1 669	7 474	33	11	6	13	2	—	1	—	—	—	
4441	Building material & supplies dealers	344	1 418	6 456	24	9	3	9	2	—	1	—	—	—	
44411	Home centers	(C)	(D)	(D)	2	1	—	—	—	—	1	—	—	—	
44419	Other building material dealers	185	790	3 658	17	5	2	8	2	—	—	—	—	—	
444190	Other building material dealers	185	790	3 658	17	5	2	8	2	—	—	—	—	—	
445	Food & beverage stores	615	1 885	7 964	34	13	6	8	4	1	2	—	—	—	
4451	Grocery stores	(F)	(D)	(D)	32	11	6	8	4	1	2	—	—	—	
44511	Grocery (except convenience) stores	587	1 823	7 647	27	9	4	7	4	1	2	—	—	—	
445110	Grocery (except convenience) stores	587	1 823	7 647	27	9	4	7	4	1	2	—	—	—	
446	Health & personal care stores	138	682	3 167	17	11	1	4	1	—	—	—	—	—	
4461	Health & personal care stores	138	682	3 167	17	11	1	4	1	—	—	—	—	—	

Note: Employment-size classes are indicated as follows: A—0 to 19; B—20 to 99; C—100 to 249; E—250 to 499; F—500 to 999; G—1,000 to 2,499; H—2,500 to 4,999; I—5,000 to 9,999; J—10,000 to 24,999; K—25,000 to 49,999; L—50,000 to 99,999; M—100,000 or more.



**Table 6. Counties—Employees, Payroll, and Establishments by Industry: 1999—Con.**

[Excludes most government employees, railroad employees, and self-employed persons. Size class 1 to 4 includes establishments with payroll, but no employees, during mid-March pay period. (D) denotes figures withheld to avoid disclosing data for individual companies; the data are included in broader industry totals. Detailed industries with 100 or more employees are shown if industry was not a (D). For explanation of terms, abbreviations, and data reliability/comparability, see introductory text]

NAICS code	Industry	Number of employees for week including March 12	Payroll (\$1,000)		Total number of establishments	Number of establishments by employment-size class									
			First quarter	Annual		1 to 4	5 to 9	10 to 19	20 to 49	50 to 99	100 to 249	250 to 499	500 to 999	1,000 or more	
<b>PULASKI—Con.</b>															
<b>44-45 Retail trade—Con.</b>															
447	Gasoline stations .....	550	1 082	4 784	59	24	19	14	1	—	1	—	—	—	
4471	Gasoline stations .....	550	1 082	4 784	59	24	19	14	1	—	1	—	—	—	
44711	Gasoline stations with convenience stores ...	434	842	3 634	37	8	16	12	—	—	1	—	—	—	
447110	Gasoline stations with convenience stores ...	434	842	3 634	37	8	16	12	—	—	1	—	—	—	
44719	Other gasoline stations .....	116	240	1 150	22	16	3	2	1	—	—	—	—	—	
447190	Other gasoline stations .....	116	240	1 150	22	16	3	2	1	—	—	—	—	—	
448	Clothing & clothing accessories stores .....	279	641	2 935	33	15	10	4	3	1	—	—	—	—	
4481	Clothing stores .....	203	458	2 050	19	9	6	—	3	1	—	—	—	—	
44814	Family clothing stores .....	148	344	1 574	5	1	—	—	3	1	—	—	—	—	
448140	Family clothing stores .....	148	344	1 574	5	1	—	—	3	1	—	—	—	—	
452	General merchandise stores .....	670	2 339	9 491	16	5	4	—	4	1	1	1	—	—	
4521	Department stores .....	548	1 963	7 610	4	—	—	—	1	1	1	1	—	—	
45211	Department stores .....	548	1 963	7 610	4	—	—	—	1	1	1	1	—	—	
452110	Department stores .....	548	1 963	7 610	4	—	—	—	1	1	1	1	—	—	
4529	Other general merchandise stores .....	122	376	1 881	12	5	4	—	3	—	—	—	—	—	
45299	All other general merchandise stores .....	122	376	1 881	12	5	4	—	3	—	—	—	—	—	
452990	All other general merchandise stores .....	122	376	1 881	12	5	4	—	3	—	—	—	—	—	
453	Miscellaneous store retailers .....	225	814	3 600	45	26	11	7	1	—	—	—	—	—	
4539	Other miscellaneous store retailers .....	124	564	2 523	22	11	7	3	1	—	—	—	—	—	
<b>48-49</b>	<b>Transportation &amp; warehousing .....</b>	<b>834</b>	<b>4 897</b>	<b>20 781</b>	<b>44</b>	<b>32</b>	<b>6</b>	<b>3</b>	<b>1</b>	<b>—</b>	<b>1</b>	<b>1</b>	<b>—</b>	<b>—</b>	
484	Truck transportation .....	788	4 770	20 397	36	27	5	1	1	—	1	1	—	—	
4841	General freight trucking .....	758	4 641	19 801	24	17	3	1	1	—	1	1	—	—	
48412	General freight trucking, long-distance .....	747	4 603	19 636	18	11	3	1	1	—	1	1	—	—	
484121	General freight trucking, long-distance, TL ..	744	4 596	19 580	15	8	3	1	1	—	1	1	—	—	
<b>51</b>	<b>Information .....</b>	<b>210</b>	<b>1 430</b>	<b>5 877</b>	<b>17</b>	<b>6</b>	<b>6</b>	<b>2</b>	<b>2</b>	<b>1</b>	<b>—</b>	<b>—</b>	<b>—</b>	<b>—</b>	
513	Broadcasting & telecommunications .....	129	1 038	4 306	11	2	5	2	2	—	—	—	—	—	
<b>52</b>	<b>Finance &amp; insurance .....</b>	<b>685</b>	<b>4 935</b>	<b>19 993</b>	<b>78</b>	<b>50</b>	<b>18</b>	<b>3</b>	<b>4</b>	<b>2</b>	<b>1</b>	<b>—</b>	<b>—</b>	<b>—</b>	
522	Credit intermediation & related activities .....	413	2 957	12 702	39	22	9	3	3	2	—	—	—	—	
5221	Depository credit intermediation .....	(E)	(D)	(D)	20	9	4	2	3	2	—	—	—	—	
52211	Commercial banking .....	268	2 042	7 069	15	8	2	1	2	2	—	—	—	—	
522110	Commercial banking .....	268	2 042	7 069	15	8	2	1	2	2	—	—	—	—	
523	Security, commodity contracts & like activity .....	143	988	3 721	6	5	—	—	—	—	1	—	—	—	
5239	Other financial investment activities .....	(C)	(D)	(D)	2	1	—	—	—	—	1	—	—	—	
52392	Portfolio management .....	(C)	(D)	(D)	1	—	—	—	—	—	1	—	—	—	
524	Insurance carriers & related activities .....	129	990	3 570	33	23	9	—	1	—	—	—	—	—	
<b>53</b>	<b>Real estate &amp; rental &amp; leasing .....</b>	<b>206</b>	<b>709</b>	<b>3 451</b>	<b>56</b>	<b>42</b>	<b>9</b>	<b>5</b>	<b>—</b>	<b>—</b>	<b>—</b>	<b>—</b>	<b>—</b>	<b>—</b>	
531	Real estate .....	112	455	2 383	38	33	2	3	—	—	—	—	—	—	
<b>54</b>	<b>Professional, scientific &amp; technical services .....</b>	<b>723</b>	<b>3 607</b>	<b>14 579</b>	<b>87</b>	<b>59</b>	<b>20</b>	<b>6</b>	<b>1</b>	<b>—</b>	<b>—</b>	<b>1</b>	<b>—</b>	<b>—</b>	
541	Professional, scientific & technical services .....	723	3 607	14 579	87	59	20	6	1	—	—	1	—	—	
5411	Legal services .....	107	512	2 270	29	20	7	2	—	—	—	—	—	—	
54111	Offices of lawyers .....	(C)	(D)	(D)	28	19	7	2	—	—	—	—	—	—	
5412	Accounting, tax prep, bookkeep, payroll services .....	104	760	2 946	26	18	5	3	—	—	—	—	—	—	
54121	Accounting, tax prep, bookkeep, payroll services .....	104	760	2 946	26	18	5	3	—	—	—	—	—	—	
5419	Oth professional, scientific, technical services ..	422	1 959	7 648	11	6	3	1	—	—	—	1	—	—	
54199	All oth prof, scientific & technical services ....	(E)	(D)	(D)	1	—	—	—	—	—	—	1	—	—	
<b>55</b>	<b>Management of companies &amp; enterprises ..</b>	<b>61</b>	<b>825</b>	<b>3 618</b>	<b>7</b>	<b>4</b>	<b>1</b>	<b>1</b>	<b>1</b>	<b>—</b>	<b>—</b>	<b>—</b>	<b>—</b>	<b>—</b>	
<b>56</b>	<b>Admin, support, waste mgt, remediation services .....</b>	<b>738</b>	<b>2 308</b>	<b>10 543</b>	<b>56</b>	<b>36</b>	<b>6</b>	<b>4</b>	<b>5</b>	<b>3</b>	<b>2</b>	<b>—</b>	<b>—</b>	<b>—</b>	
561	Administrative & support services .....	695	2 082	9 605	51	34	5	3	4	3	2	—	—	—	
5613	Employment services .....	(C)	(D)	(D)	4	1	—	—	—	2	1	—	—	—	
56132	Temporary help services .....	(C)	(D)	(D)	4	1	—	—	—	2	1	—	—	—	
5617	Services to buildings & dwellings .....	242	509	2 800	27	16	5	3	2	1	—	—	—	—	
56172	Janitorial services .....	149	222	1 074	12	7	2	1	1	1	—	—	—	—	
561720	Janitorial services .....	149	222	1 074	12	7	2	1	1	1	—	—	—	—	
5619	Other support services .....	120	620	2 516	4	3	—	—	—	—	1	—	—	—	
56199	All other support services .....	120	620	2 516	4	3	—	—	—	—	1	—	—	—	
561990	All other support services .....	120	620	2 516	4	3	—	—	—	—	1	—	—	—	
<b>61</b>	<b>Educational services .....</b>	<b>(B)</b>	<b>(D)</b>	<b>(D)</b>	<b>8</b>	<b>5</b>	<b>3</b>	<b>—</b>	<b>—</b>	<b>—</b>	<b>—</b>	<b>—</b>	<b>—</b>	<b>—</b>	

Note: Employment-size classes are indicated as follows: A—0 to 19; B—20 to 99; C—100 to 249; E—250 to 499; F—500 to 999; G—1,000 to 2,499; H—2,500 to 4,999; I—5,000 to 9,999; J—10,000 to 24,999; K—25,000 to 49,999; L—50,000 to 99,999; M—100,000 or more.

**Table 6. Counties—Employees, Payroll, and Establishments by Industry: 1999—Con.**

[Excludes most government employees, railroad employees, and self-employed persons. Size class 1 to 4 includes establishments with payroll, but no employees, during mid-March pay period. (D) denotes figures withheld to avoid disclosing data for individual companies; the data are included in broader industry totals. Detailed industries with 100 or more employees are shown if industry was not a (D). For explanation of terms, abbreviations, and data reliability/comparability, see introductory text]

NAICS code	Industry	Number of employees for week including March 12	Payroll (\$1,000)		Total number of establishments	Number of establishments by employment-size class									
			First quarter	Annual		1 to 4	5 to 9	10 to 19	20 to 49	50 to 99	100 to 249	250 to 499	500 to 999	1,000 or more	
<b>PULASKI—Con.</b>															
<b>62</b>	<b>Health care and social assistance . . . . .</b>	<b>2 831</b>	<b>17 303</b>	<b>75 317</b>	<b>177</b>	<b>68</b>	<b>59</b>	<b>32</b>	<b>9</b>	<b>4</b>	<b>4</b>	—	<b>1</b>	—	
621	Ambulatory health care services . . . . .	1 024	8 196	37 607	110	44	41	19	3	2	1	—	—	—	
6211	Offices of physicians . . . . .	291	3 782	19 130	47	19	18	10	—	—	—	—	—	—	
62111	Offices of physicians . . . . .	291	3 782	19 130	47	19	18	10	—	—	—	—	—	—	
621111	Offices of physicians (exc mental health) . . . . .	273	3 588	18 308	42	16	16	10	—	—	—	—	—	—	
6212	Offices of dentists . . . . .	155	795	3 556	27	11	14	2	—	—	—	—	—	—	
62121	Offices of dentists . . . . .	155	795	3 556	27	11	14	2	—	—	—	—	—	—	
621210	Offices of dentists . . . . .	155	795	3 556	27	11	14	2	—	—	—	—	—	—	
6213	Offices of other health practitioners . . . . .	177	1 074	4 796	18	9	6	2	—	1	—	—	—	—	
62134	Offices of PT, OT, speech therapy & audiology . . . . .	114	733	3 014	3	—	1	1	—	1	—	—	—	—	
621340	Offices of PT, OT, speech therapy & audiology . . . . .	114	733	3 014	3	—	1	1	—	1	—	—	—	—	
6216	Home health care services . . . . .	309	1 896	7 476	7	1	—	2	2	1	1	—	—	—	
62161	Home health care services . . . . .	309	1 896	7 476	7	1	—	2	2	1	1	—	—	—	
621610	Home health care services . . . . .	309	1 896	7 476	7	1	—	2	2	1	1	—	—	—	
622	Hospitals . . . . .	(F)	(D)	(D)	2	—	—	—	1	—	—	—	—	1	
6221	General medical & surgical hospitals . . . . .	(F)	(D)	(D)	2	—	—	—	1	—	—	—	—	1	
62211	General medical & surgical hospitals . . . . .	(F)	(D)	(D)	2	—	—	—	1	—	—	—	—	1	
623	Nursing & residential care facilities . . . . .	(E)	(D)	(D)	18	5	5	4	1	1	2	—	—	—	
6231	Nursing care facilities . . . . .	370	1 407	5 953	4	—	—	1	—	1	2	—	—	—	
62311	Nursing care facilities . . . . .	370	1 407	5 953	4	—	—	1	—	1	2	—	—	—	
623110	Nursing care facilities . . . . .	370	1 407	5 953	4	—	—	1	—	1	2	—	—	—	
624	Social assistance . . . . .	614	1 936	8 505	47	19	13	9	4	1	1	—	—	—	
6241	Individual & family services . . . . .	416	1 278	5 535	22	11	3	4	2	1	1	—	—	—	
62412	Services for elderly & disabled persons . . . . .	311	828	3 697	10	3	2	2	2	—	1	—	—	—	
624120	Services for elderly & disabled persons . . . . .	311	828	3 697	10	3	2	2	2	—	1	—	—	—	
6244	Child day care services . . . . .	133	274	1 209	18	5	9	4	—	—	—	—	—	—	
62441	Child day care services . . . . .	133	274	1 209	18	5	9	4	—	—	—	—	—	—	
624410	Child day care services . . . . .	133	274	1 209	18	5	9	4	—	—	—	—	—	—	
<b>71</b>	<b>Arts, entertainment &amp; recreation . . . . .</b>	<b>130</b>	<b>273</b>	<b>1 372</b>	<b>18</b>	<b>11</b>	<b>3</b>	<b>2</b>	<b>2</b>	—	—	—	—	—	
713	Amusement, gambling & recreation industries . . . . .	(C)	(D)	(D)	16	9	3	2	2	—	—	—	—	—	
7139	Other amusement & recreation industries . . . . .	127	266	1 338	15	8	3	2	2	—	—	—	—	—	
<b>72</b>	<b>Accommodation &amp; food services . . . . .</b>	<b>1 507</b>	<b>3 047</b>	<b>13 986</b>	<b>93</b>	<b>33</b>	<b>9</b>	<b>19</b>	<b>28</b>	<b>4</b>	—	—	—	—	
722	Food services & drinking places . . . . .	1 421	2 836	12 828	82	28	8	14	28	4	—	—	—	—	
7221	Full-service restaurants . . . . .	624	1 181	5 437	35	14	3	7	9	2	—	—	—	—	
72211	Full-service restaurants . . . . .	624	1 181	5 437	35	14	3	7	9	2	—	—	—	—	
722110	Full-service restaurants . . . . .	624	1 181	5 437	35	14	3	7	9	2	—	—	—	—	
7222	Limited-service eating places . . . . .	706	1 430	6 301	41	10	5	7	18	1	—	—	—	—	
72221	Limited-service eating places . . . . .	706	1 430	6 301	41	10	5	7	18	1	—	—	—	—	
722211	Limited-service restaurants . . . . .	656	1 342	5 933	36	8	4	6	17	1	—	—	—	—	
<b>81</b>	<b>Other services (except public administration) . . . . .</b>	<b>629</b>	<b>1 898</b>	<b>8 476</b>	<b>127</b>	<b>90</b>	<b>22</b>	<b>7</b>	<b>8</b>	—	—	—	—	—	
811	Repair & maintenance . . . . .	196	721	3 228	45	32	8	3	2	—	—	—	—	—	
8111	Automotive repair & maintenance . . . . .	155	589	2 537	31	21	6	2	2	—	—	—	—	—	
812	Personal & laundry services . . . . .	129	401	1 698	23	12	7	4	—	—	—	—	—	—	
813	Religious, grantmaking, civic, prof & like organizations . . . . .	304	776	3 550	59	46	7	—	6	—	—	—	—	—	
8131	Religious organizations . . . . .	214	498	2 162	46	35	7	—	4	—	—	—	—	—	
81311	Religious organizations . . . . .	214	498	2 162	46	35	7	—	4	—	—	—	—	—	
813110	Religious organizations . . . . .	214	498	2 162	46	35	7	—	4	—	—	—	—	—	
<b>99</b>	<b>Unclassified establishments . . . . .</b>	<b>20</b>	<b>41</b>	<b>232</b>	<b>18</b>	<b>17</b>	<b>1</b>	—	—	—	—	—	—	—	
<b>ROBERTSON</b>															
	<b>Total . . . . .</b>	<b>155</b>	<b>449</b>	<b>1 913</b>	<b>28</b>	<b>21</b>	<b>5</b>	<b>1</b>	—	<b>1</b>	—	—	—	—	
<b>22</b>	<b>Utilities . . . . .</b>	<b>(A)</b>	<b>(D)</b>	<b>(D)</b>	<b>1</b>	<b>1</b>	—	—	—	—	—	—	—	—	
<b>23</b>	<b>Construction . . . . .</b>	<b>(A)</b>	<b>(D)</b>	<b>(D)</b>	<b>4</b>	<b>3</b>	<b>1</b>	—	—	—	—	—	—	—	
<b>31-33</b>	<b>Manufacturing . . . . .</b>	<b>(A)</b>	<b>(D)</b>	<b>(D)</b>	<b>2</b>	<b>1</b>	<b>1</b>	—	—	—	—	—	—	—	
<b>44-45</b>	<b>Retail trade . . . . .</b>	<b>17</b>	<b>44</b>	<b>185</b>	<b>7</b>	<b>6</b>	<b>1</b>	—	—	—	—	—	—	—	
<b>48-49</b>	<b>Transportation &amp; warehousing . . . . .</b>	<b>(A)</b>	<b>(D)</b>	<b>(D)</b>	<b>1</b>	—	—	<b>1</b>	—	—	—	—	—	—	
<b>52</b>	<b>Finance &amp; insurance . . . . .</b>	<b>(A)</b>	<b>(D)</b>	<b>(D)</b>	<b>2</b>	<b>1</b>	<b>1</b>	—	—	—	—	—	—	—	
<b>53</b>	<b>Real estate &amp; rental &amp; leasing . . . . .</b>	<b>(A)</b>	<b>(D)</b>	<b>(D)</b>	<b>1</b>	<b>1</b>	—	—	—	—	—	—	—	—	
<b>54</b>	<b>Professional, scientific &amp; technical services . . . . .</b>	<b>(A)</b>	<b>(D)</b>	<b>(D)</b>	<b>1</b>	<b>1</b>	—	—	—	—	—	—	—	—	
<b>62</b>	<b>Health care and social assistance . . . . .</b>	<b>(B)</b>	<b>(D)</b>	<b>(D)</b>	<b>3</b>	<b>1</b>	<b>1</b>	—	—	<b>1</b>	—	—	—	—	
<b>81</b>	<b>Other services (except public administration) . . . . .</b>	<b>6</b>	<b>6</b>	<b>33</b>	<b>6</b>	<b>6</b>	—	—	—	—	—	—	—	—	

Note: Employment-size classes are indicated as follows: A—0 to 19; B—20 to 99; C—100 to 249; E—250 to 499; F—500 to 999; G—1,000 to 2,499; H—2,500 to 4,999; I—5,000 to 9,999; J—10,000 to 24,999; K—25,000 to 49,999; L—50,000 to 99,999; M—100,000 or more.

**Table 6. Counties—Employees, Payroll, and Establishments by Industry: 1999—Con.**

[Excludes most government employees, railroad employees, and self-employed persons. Size class 1 to 4 includes establishments with payroll, but no employees, during mid-March pay period. (D) denotes figures withheld to avoid disclosing data for individual companies; the data are included in broader industry totals. Detailed industries with 100 or more employees are shown if industry was not a (D). For explanation of terms, abbreviations, and data reliability/comparability, see introductory text]

NAICS code	Industry	Number of employees for week including March 12	Payroll (\$1,000)		Total number of establishments	Number of establishments by employment-size class								
			First quarter	Annual		1 to 4	5 to 9	10 to 19	20 to 49	50 to 99	100 to 249	250 to 499	500 to 999	1,000 or more
<b>ROCKCASTLE</b>														
	<b>Total</b> .....	<b>2 703</b>	<b>10 940</b>	<b>48 161</b>	<b>224</b>	<b>118</b>	<b>53</b>	<b>31</b>	<b>14</b>	<b>3</b>	<b>2</b>	<b>3</b>	—	—
21	Mining .....	(A)	(D)	(D)	1	—	—	1	—	—	—	—	—	—
22	Utilities .....	(A)	(D)	(D)	2	1	1	—	—	—	—	—	—	—
23	Construction .....	128	449	1 876	25	17	2	5	1	—	—	—	—	—
31-33	Manufacturing .....	659	3 244	13 227	9	5	1	—	1	—	—	2	—	—
315	Apparel manufacturing .....	(E)	(D)	(D)	1	—	—	—	—	—	—	1	—	—
3152	Cut & sew apparel mfg .....	(E)	(D)	(D)	1	—	—	—	—	—	—	1	—	—
31522	Men's, boys' cut & sew apparel mfg .....	(E)	(D)	(D)	1	—	—	—	—	—	—	1	—	—
326	Plastics & rubber products mfg .....	(E)	(D)	(D)	1	—	—	—	—	—	—	1	—	—
3261	Plastics product mfg .....	(E)	(D)	(D)	1	—	—	—	—	—	—	1	—	—
32619	Other plastics product mfg .....	(E)	(D)	(D)	1	—	—	—	—	—	—	1	—	—
42	Wholesale trade .....	70	267	1 129	9	3	3	2	1	—	—	—	—	—
44-45	Retail trade .....	374	1 100	4 979	63	36	15	9	3	—	—	—	—	—
445	Food & beverage stores .....	114	285	1 264	9	2	3	2	2	—	—	—	—	—
4451	Grocery stores .....	114	285	1 264	9	2	3	2	2	—	—	—	—	—
48-49	Transportation & warehousing .....	137	507	2 648	6	3	2	—	—	—	1	—	—	—
485	Transit & ground passenger transportation .....	(C)	(D)	(D)	1	—	—	—	—	—	1	—	—	—
4859	Oth transit & ground passenger transportation ..	(C)	(D)	(D)	1	—	—	—	—	—	1	—	—	—
48599	Oth transit & ground passenger transportation ..	(C)	(D)	(D)	1	—	—	—	—	—	1	—	—	—
51	Information .....	(B)	(D)	(D)	2	—	1	—	—	1	—	—	—	—
52	Finance & insurance .....	96	450	2 134	10	5	1	2	2	—	—	—	—	—
53	Real estate & rental & leasing .....	35	62	240	6	2	3	1	—	—	—	—	—	—
54	Professional, scientific & technical services .....	43	129	501	11	6	5	—	—	—	—	—	—	—
56	Admin, support, waste mgt, remediation services .....	26	75	327	4	2	1	1	—	—	—	—	—	—
62	Health care and social assistance .....	589	3 169	13 767	28	12	9	4	1	—	1	1	—	—
621	Ambulatory health care services .....	115	621	2 700	16	7	5	3	1	—	—	—	—	—
622	Hospitals .....	(E)	(D)	(D)	1	—	—	—	—	—	—	1	—	—
6221	General medical & surgical hospitals .....	(E)	(D)	(D)	1	—	—	—	—	—	—	1	—	—
62211	General medical & surgical hospitals .....	(E)	(D)	(D)	1	—	—	—	—	—	—	1	—	—
623	Nursing & residential care facilities .....	(C)	(D)	(D)	2	1	—	—	—	—	1	—	—	—
6231	Nursing care facilities .....	(C)	(D)	(D)	1	—	—	—	—	—	1	—	—	—
62311	Nursing care facilities .....	(C)	(D)	(D)	1	—	—	—	—	—	1	—	—	—
71	Arts, entertainment & recreation .....	(B)	(D)	(D)	5	4	—	—	—	1	—	—	—	—
72	Accommodation & food services .....	300	544	2 536	17	2	3	6	5	1	—	—	—	—
722	Food services & drinking places .....	248	425	2 077	13	1	3	4	4	1	—	—	—	—
7222	Limited-service eating places .....	154	265	1 335	7	1	2	1	2	1	—	—	—	—
72221	Limited-service eating places .....	154	265	1 335	7	1	2	1	2	1	—	—	—	—
722211	Limited-service restaurants .....	154	265	1 335	7	1	2	1	2	1	—	—	—	—
81	Other services (except public administration) .....	63	204	878	23	17	6	—	—	—	—	—	—	—
99	Unclassified establishments .....	1	3	64	3	3	—	—	—	—	—	—	—	—
<b>ROWAN</b>														
	<b>Total</b> .....	<b>6 064</b>	<b>25 399</b>	<b>112 558</b>	<b>449</b>	<b>236</b>	<b>95</b>	<b>63</b>	<b>31</b>	<b>15</b>	<b>5</b>	<b>3</b>	<b>1</b>	—
11	Forestry, fishing, hunting, and agriculture support .....	(A)	(D)	(D)	2	2	—	—	—	—	—	—	—	—
22	Utilities .....	(A)	(D)	(D)	2	1	—	1	—	—	—	—	—	—
23	Construction .....	278	1 303	6 446	41	22	10	6	3	—	—	—	—	—
233	Building, developing & general contracting .....	108	473	2 200	13	8	2	1	2	—	—	—	—	—
235	Special trade contractors .....	139	606	2 911	24	12	8	3	1	—	—	—	—	—
31-33	Manufacturing .....	1 055	4 020	18 825	20	6	4	2	3	1	2	2	—	—
315	Apparel manufacturing .....	(C)	(D)	(D)	3	2	—	—	—	—	1	—	—	—
3152	Cut & sew apparel mfg .....	(C)	(D)	(D)	3	2	—	—	—	—	1	—	—	—
31522	Men's, boys' cut & sew apparel mfg .....	(C)	(D)	(D)	2	1	—	—	—	—	1	—	—	—
321	Wood product mfg .....	(E)	(D)	(D)	7	—	1	1	3	1	1	—	—	—
3211	Sawmills & wood preservation .....	214	644	2 992	5	—	1	—	3	—	1	—	—	—
32111	Sawmills & wood preservation .....	214	644	2 992	5	—	1	—	3	—	1	—	—	—
321113	Sawmills .....	214	644	2 992	5	—	1	—	3	—	1	—	—	—
332	Fabricated metal product mfg .....	(E)	(D)	(D)	2	1	—	—	—	—	—	1	—	—
3329	Other fabricated metal product mfg .....	(E)	(D)	(D)	2	1	—	—	—	—	—	1	—	—
33299	All other fabricated metal product mfg .....	(E)	(D)	(D)	2	1	—	—	—	—	—	1	—	—
336	Transportation equipment mfg .....	(E)	(D)	(D)	1	—	—	—	—	—	—	1	—	—
3363	Motor vehicle parts mfg .....	(E)	(D)	(D)	1	—	—	—	—	—	—	1	—	—
33637	Motor vehicle metal stamping .....	(E)	(D)	(D)	1	—	—	—	—	—	—	1	—	—

Note: Employment-size classes are indicated as follows: A—0 to 19; B—20 to 99; C—100 to 249; E—250 to 499; F—500 to 999; G—1,000 to 2,499; H—2,500 to 4,999; I—5,000 to 9,999; J—10,000 to 24,999; K—25,000 to 49,999; L—50,000 to 99,999; M—100,000 or more.

**Table 6. Counties—Employees, Payroll, and Establishments by Industry: 1999—Con.**

[Excludes most government employees, railroad employees, and self-employed persons. Size class 1 to 4 includes establishments with payroll, but no employees, during mid-March pay period. (D) denotes figures withheld to avoid disclosing data for individual companies; the data are included in broader industry totals. Detailed industries with 100 or more employees are shown if industry was not a (D). For explanation of terms, abbreviations, and data reliability/comparability, see introductory text]

NAICS code	Industry	Number of employees for week including March 12	Payroll (\$1,000)		Total number of establishments	Number of establishments by employment-size class									
			First quarter	Annual		1 to 4	5 to 9	10 to 19	20 to 49	50 to 99	100 to 249	250 to 499	500 to 999	1,000 or more	
<b>ROWAN—Con.</b>															
<b>42</b>	<b>Wholesale trade</b> .....	<b>252</b>	<b>1 190</b>	<b>5 468</b>	<b>29</b>	<b>16</b>	<b>5</b>	<b>4</b>	<b>4</b>	—	—	—	—	—	
421	Wholesale trade, durable goods .....	198	873	4 093	19	10	3	3	3	—	—	—	—	—	
4213	Lumber & other construction materials whsle ...	100	427	2 114	7	4	1	—	2	—	—	—	—	—	
<b>44-45</b>	<b>Retail trade</b> .....	<b>1 220</b>	<b>4 243</b>	<b>17 321</b>	<b>129</b>	<b>69</b>	<b>30</b>	<b>19</b>	<b>7</b>	<b>3</b>	—	<b>1</b>	—	—	
441	Motor vehicle & parts dealers .....	142	639	2 681	18	11	2	4	—	1	—	—	—	—	
445	Food & beverage stores .....	230	686	2 854	13	6	1	3	1	2	—	—	—	—	
4451	Grocery stores .....	207	650	2 704	9	4	—	2	1	2	—	—	—	—	
44511	Grocery (except convenience) stores .....	197	633	2 640	5	—	—	2	1	2	—	—	—	—	
445110	Grocery (except convenience) stores .....	197	633	2 640	5	—	—	2	1	2	—	—	—	—	
447	Gasoline stations .....	174	380	1 588	25	11	8	4	2	—	—	—	—	—	
4471	Gasoline stations .....	174	380	1 588	25	11	8	4	2	—	—	—	—	—	
44711	Gasoline stations with convenience stores ...	132	304	1 237	17	7	6	2	2	—	—	—	—	—	
447110	Gasoline stations with convenience stores .	132	304	1 237	17	7	6	2	2	—	—	—	—	—	
448	Clothing & clothing accessories stores .....	105	203	896	18	9	6	2	1	—	—	—	—	—	
452	General merchandise stores .....	299	1 148	4 325	7	3	2	—	1	—	—	1	—	—	
4521	Department stores .....	(E)	(D)	(D)	1	—	—	—	—	—	—	1	—	—	
45211	Department stores .....	(E)	(D)	(D)	1	—	—	—	—	—	—	1	—	—	
<b>48-49</b>	<b>Transportation &amp; warehousing</b> .....	<b>30</b>	<b>253</b>	<b>1 053</b>	<b>15</b>	<b>13</b>	<b>2</b>	—	—	—	—	—	—	—	
<b>51</b>	<b>Information</b> .....	<b>73</b>	<b>528</b>	<b>2 488</b>	<b>5</b>	<b>1</b>	<b>1</b>	<b>1</b>	<b>2</b>	—	—	—	—	—	
<b>52</b>	<b>Finance &amp; insurance</b> .....	<b>157</b>	<b>1 066</b>	<b>4 471</b>	<b>26</b>	<b>18</b>	<b>4</b>	<b>3</b>	<b>1</b>	—	—	—	—	—	
522	Credit intermediation & related activities .....	102	622	2 704	12	7	2	2	1	—	—	—	—	—	
<b>53</b>	<b>Real estate &amp; rental &amp; leasing</b> .....	<b>48</b>	<b>179</b>	<b>890</b>	<b>16</b>	<b>13</b>	<b>2</b>	<b>1</b>	—	—	—	—	—	—	
<b>54</b>	<b>Professional, scientific &amp; technical services</b> .....	<b>71</b>	<b>223</b>	<b>863</b>	<b>22</b>	<b>17</b>	<b>4</b>	<b>1</b>	—	—	—	—	—	—	
<b>55</b>	<b>Management of companies &amp; enterprises</b> .	<b>(B)</b>	<b>(D)</b>	<b>(D)</b>	<b>2</b>	—	—	<b>2</b>	—	—	—	—	—	—	
<b>56</b>	<b>Admin, support, waste mgt, remediation services</b> .....	<b>51</b>	<b>279</b>	<b>1 901</b>	<b>11</b>	<b>9</b>	<b>1</b>	—	<b>1</b>	—	—	—	—	—	
<b>61</b>	<b>Educational services</b> .....	<b>(A)</b>	<b>(D)</b>	<b>(D)</b>	<b>2</b>	<b>1</b>	<b>1</b>	—	—	—	—	—	—	—	
<b>62</b>	<b>Health care and social assistance</b> .....	<b>1 616</b>	<b>9 622</b>	<b>41 842</b>	<b>43</b>	<b>17</b>	<b>12</b>	<b>7</b>	—	<b>3</b>	<b>3</b>	—	<b>1</b>	—	
621	Ambulatory health care services .....	529	4 433	18 642	23	8	7	4	—	3	1	—	—	—	
6211	Offices of physicians .....	175	2 504	10 866	9	2	4	1	—	2	—	—	—	—	
62111	Offices of physicians .....	175	2 504	10 866	9	2	4	1	—	2	—	—	—	—	
621111	Offices of physicians (exc mental health) ...	175	2 504	10 866	9	2	4	1	—	2	—	—	—	—	
6213	Offices of other health practitioners .....	132	457	2 174	6	2	2	1	—	1	—	—	—	—	
62133	Offices of other mental health practitioners ...	(C)	(D)	(D)	2	1	—	—	—	1	—	—	—	—	
6216	Home health care services .....	(C)	(D)	(D)	1	—	—	—	—	—	1	—	—	—	
62161	Home health care services .....	(C)	(D)	(D)	1	—	—	—	—	—	1	—	—	—	
622	Hospitals .....	(F)	(D)	(D)	1	—	—	—	—	—	—	—	1	—	
6221	General medical & surgical hospitals .....	(F)	(D)	(D)	1	—	—	—	—	—	—	—	1	—	
62211	General medical & surgical hospitals .....	(F)	(D)	(D)	1	—	—	—	—	—	—	—	1	—	
623	Nursing & residential care facilities .....	(E)	(D)	(D)	4	2	—	—	—	—	2	—	—	—	
6231	Nursing care facilities .....	(C)	(D)	(D)	1	—	—	—	—	—	1	—	—	—	
62311	Nursing care facilities .....	(C)	(D)	(D)	1	—	—	—	—	—	1	—	—	—	
6232	Residential mental retardation, health facil .....	(C)	(D)	(D)	1	—	—	—	—	—	1	—	—	—	
62321	Residential mental retardation facilities .....	(C)	(D)	(D)	1	—	—	—	—	—	1	—	—	—	
<b>71</b>	<b>Arts, entertainment &amp; recreation</b> .....	<b>112</b>	<b>146</b>	<b>792</b>	<b>8</b>	<b>3</b>	<b>2</b>	<b>1</b>	<b>1</b>	<b>1</b>	—	—	—	—	
713	Amusement, gambling & recreation industries ....	112	146	792	8	3	2	1	1	1	—	—	—	—	
<b>72</b>	<b>Accommodation &amp; food services</b> .....	<b>828</b>	<b>1 553</b>	<b>6 758</b>	<b>40</b>	<b>7</b>	<b>7</b>	<b>11</b>	<b>9</b>	<b>6</b>	—	—	—	—	
722	Food services & drinking places .....	(F)	(D)	(D)	36	5	7	10	8	6	—	—	—	—	
7221	Full-service restaurants .....	(C)	(D)	(D)	10	1	3	3	1	2	—	—	—	—	
72211	Full-service restaurants .....	(C)	(D)	(D)	10	1	3	3	1	2	—	—	—	—	
7222	Limited-service eating places .....	479	891	3 775	23	3	3	7	7	3	—	—	—	—	
72221	Limited-service eating places .....	479	891	3 775	23	3	3	7	7	3	—	—	—	—	
<b>81</b>	<b>Other services (except public administration)</b> .....	<b>216</b>	<b>536</b>	<b>2 281</b>	<b>33</b>	<b>18</b>	<b>10</b>	<b>4</b>	—	<b>1</b>	—	—	—	—	
813	Religious, grantmaking, civic, prof & like organizations .....	120	281	1 141	15	9	4	1	—	1	—	—	—	—	
8131	Religious organizations .....	117	268	1 100	12	6	4	1	—	1	—	—	—	—	
81311	Religious organizations .....	117	268	1 100	12	6	4	1	—	1	—	—	—	—	
813110	Religious organizations .....	117	268	1 100	12	6	4	1	—	1	—	—	—	—	
<b>99</b>	<b>Unclassified establishments</b> .....	<b>(A)</b>	<b>(D)</b>	<b>(D)</b>	<b>3</b>	<b>3</b>	—	—	—	—	—	—	—	—	

Note: Employment-size classes are indicated as follows: A—0 to 19; B—20 to 99; C—100 to 249; E—250 to 499; F—500 to 999; G—1,000 to 2,499; H—2,500 to 4,999; I—5,000 to 9,999; J—10,000 to 24,999; K—25,000 to 49,999; L—50,000 to 99,999; M—100,000 or more.

**Table 6. Counties—Employees, Payroll, and Establishments by Industry: 1999—Con.**

[Excludes most government employees, railroad employees, and self-employed persons. Size class 1 to 4 includes establishments with payroll, but no employees, during mid-March pay period. (D) denotes figures withheld to avoid disclosing data for individual companies; the data are included in broader industry totals. Detailed industries with 100 or more employees are shown if industry was not a (D). For explanation of terms, abbreviations, and data reliability/comparability, see introductory text]

NAICS code	Industry	Number of employees for week including March 12	Payroll (\$1,000)		Total number of establishments	Number of establishments by employment-size class									
			First quarter	Annual		1 to 4	5 to 9	10 to 19	20 to 49	50 to 99	100 to 249	250 to 499	500 to 999	1,000 or more	
<b>RUSSELL</b>															
	<b>Total .....</b>	<b>3 922</b>	<b>16 335</b>	<b>75 360</b>	<b>347</b>	<b>200</b>	<b>81</b>	<b>37</b>	<b>17</b>	<b>7</b>	<b>3</b>	<b>1</b>	<b>1</b>	<b>-</b>	
11	<b>Forestry, fishing, hunting, and agriculture support .....</b>	<b>(A)</b>	<b>(D)</b>	<b>(D)</b>	<b>1</b>	<b>1</b>	<b>-</b>	<b>-</b>	<b>-</b>	<b>-</b>	<b>-</b>	<b>-</b>	<b>-</b>	<b>-</b>	
22	<b>Utilities .....</b>	<b>(A)</b>	<b>(D)</b>	<b>(D)</b>	<b>2</b>	<b>1</b>	<b>1</b>	<b>-</b>	<b>-</b>	<b>-</b>	<b>-</b>	<b>-</b>	<b>-</b>	<b>-</b>	
23	<b>Construction .....</b>	<b>193</b>	<b>970</b>	<b>5 231</b>	<b>34</b>	<b>26</b>	<b>5</b>	<b>1</b>	<b>1</b>	<b>1</b>	<b>-</b>	<b>-</b>	<b>-</b>	<b>-</b>	
233	Building, developing & general contracting .....	109	699	3 686	6	2	3	-	-	1	-	-	-	-	
31-33	<b>Manufacturing .....</b>	<b>1 226</b>	<b>5 843</b>	<b>28 725</b>	<b>27</b>	<b>8</b>	<b>7</b>	<b>7</b>	<b>2</b>	<b>1</b>	<b>1</b>	<b>-</b>	<b>1</b>	<b>-</b>	
315	Apparel manufacturing .....	(F)	(D)	(D)	1	-	-	-	-	-	-	-	1	-	
3151	Apparel knitting mills .....	(F)	(D)	(D)	1	-	-	-	-	-	-	-	1	-	
31519	Other apparel knitting mills .....	(F)	(D)	(D)	1	-	-	-	-	-	-	-	1	-	
335	Electrical equip, appliance & component mfg .....	(C)	(D)	(D)	1	-	-	-	-	-	1	-	-	-	
3359	Other electrical equipment & component mfg .....	(C)	(D)	(D)	1	-	-	-	-	-	1	-	-	-	
33591	Battery mfg .....	(C)	(D)	(D)	1	-	-	-	-	-	1	-	-	-	
42	<b>Wholesale trade .....</b>	<b>390</b>	<b>1 943</b>	<b>9 139</b>	<b>10</b>	<b>3</b>	<b>3</b>	<b>1</b>	<b>2</b>	<b>-</b>	<b>-</b>	<b>1</b>	<b>-</b>	<b>-</b>	
421	Wholesale trade, durable goods .....	(E)	(D)	(D)	5	1	1	1	1	-	-	1	-	-	
4215	Metal & mineral (except petroleum) whsle .....	(E)	(D)	(D)	1	-	-	-	-	-	-	1	-	-	
42151	Metal service centers & offices whsle .....	(E)	(D)	(D)	1	-	-	-	-	-	-	1	-	-	
44-45	<b>Retail trade .....</b>	<b>741</b>	<b>2 490</b>	<b>10 963</b>	<b>96</b>	<b>58</b>	<b>22</b>	<b>10</b>	<b>3</b>	<b>3</b>	<b>-</b>	<b>-</b>	<b>-</b>	<b>-</b>	
445	Food & beverage stores .....	207	470	2 109	16	7	4	2	2	1	-	-	-	-	
4451	Grocery stores .....	(C)	(D)	(D)	14	6	3	2	2	1	-	-	-	-	
44511	Grocery (except convenience) stores .....	190	432	1 935	11	5	1	2	2	1	-	-	-	-	
445110	Grocery (except convenience) stores .....	190	432	1 935	11	5	1	2	2	1	-	-	-	-	
452	General merchandise stores .....	114	328	1 496	6	4	1	-	-	1	-	-	-	-	
48-49	<b>Transportation &amp; warehousing .....</b>	<b>15</b>	<b>53</b>	<b>265</b>	<b>7</b>	<b>6</b>	<b>1</b>	<b>-</b>	<b>-</b>	<b>-</b>	<b>-</b>	<b>-</b>	<b>-</b>	<b>-</b>	
51	<b>Information .....</b>	<b>69</b>	<b>484</b>	<b>2 126</b>	<b>7</b>	<b>3</b>	<b>3</b>	<b>-</b>	<b>1</b>	<b>-</b>	<b>-</b>	<b>-</b>	<b>-</b>	<b>-</b>	
52	<b>Finance &amp; insurance .....</b>	<b>122</b>	<b>753</b>	<b>2 824</b>	<b>17</b>	<b>7</b>	<b>8</b>	<b>-</b>	<b>2</b>	<b>-</b>	<b>-</b>	<b>-</b>	<b>-</b>	<b>-</b>	
53	<b>Real estate &amp; rental &amp; leasing .....</b>	<b>29</b>	<b>87</b>	<b>418</b>	<b>7</b>	<b>4</b>	<b>2</b>	<b>1</b>	<b>-</b>	<b>-</b>	<b>-</b>	<b>-</b>	<b>-</b>	<b>-</b>	
54	<b>Professional, scientific &amp; technical services .....</b>	<b>57</b>	<b>175</b>	<b>749</b>	<b>17</b>	<b>13</b>	<b>4</b>	<b>-</b>	<b>-</b>	<b>-</b>	<b>-</b>	<b>-</b>	<b>-</b>	<b>-</b>	
55	<b>Management of companies &amp; enterprises .....</b>	<b>(B)</b>	<b>(D)</b>	<b>(D)</b>	<b>2</b>	<b>-</b>	<b>-</b>	<b>2</b>	<b>-</b>	<b>-</b>	<b>-</b>	<b>-</b>	<b>-</b>	<b>-</b>	
56	<b>Admin, support, waste mgt, remediation services .....</b>	<b>41</b>	<b>121</b>	<b>503</b>	<b>9</b>	<b>5</b>	<b>3</b>	<b>1</b>	<b>-</b>	<b>-</b>	<b>-</b>	<b>-</b>	<b>-</b>	<b>-</b>	
61	<b>Educational services .....</b>	<b>19</b>	<b>66</b>	<b>245</b>	<b>4</b>	<b>2</b>	<b>2</b>	<b>-</b>	<b>-</b>	<b>-</b>	<b>-</b>	<b>-</b>	<b>-</b>	<b>-</b>	
62	<b>Health care and social assistance .....</b>	<b>425</b>	<b>1 732</b>	<b>6 334</b>	<b>31</b>	<b>14</b>	<b>9</b>	<b>5</b>	<b>1</b>	<b>-</b>	<b>2</b>	<b>-</b>	<b>-</b>	<b>-</b>	
622	Hospitals .....	(C)	(D)	(D)	1	-	-	-	-	-	1	-	-	-	
6221	General medical & surgical hospitals .....	(C)	(D)	(D)	1	-	-	-	-	-	1	-	-	-	
62211	General medical & surgical hospitals .....	(C)	(D)	(D)	1	-	-	-	-	-	1	-	-	-	
623	Nursing & residential care facilities .....	126	400	1 699	3	1	-	1	-	-	1	-	-	-	
6231	Nursing care facilities .....	(C)	(D)	(D)	2	1	-	-	-	-	1	-	-	-	
62311	Nursing care facilities .....	(C)	(D)	(D)	2	1	-	-	-	-	1	-	-	-	
71	<b>Arts, entertainment &amp; recreation .....</b>	<b>82</b>	<b>289</b>	<b>1 495</b>	<b>9</b>	<b>4</b>	<b>2</b>	<b>2</b>	<b>1</b>	<b>-</b>	<b>-</b>	<b>-</b>	<b>-</b>	<b>-</b>	
72	<b>Accommodation &amp; food services .....</b>	<b>333</b>	<b>608</b>	<b>2 977</b>	<b>30</b>	<b>13</b>	<b>6</b>	<b>6</b>	<b>4</b>	<b>1</b>	<b>-</b>	<b>-</b>	<b>-</b>	<b>-</b>	
722	Food services & drinking places .....	(E)	(D)	(D)	26	11	5	5	4	1	-	-	-	-	
7222	Limited-service eating places .....	223	389	1 737	11	1	3	3	3	1	-	-	-	-	
72221	Limited-service eating places .....	223	389	1 737	11	1	3	3	3	1	-	-	-	-	
722211	Limited-service restaurants .....	223	389	1 737	11	1	3	3	3	1	-	-	-	-	
81	<b>Other services (except public administration) .....</b>	<b>138</b>	<b>449</b>	<b>2 142</b>	<b>33</b>	<b>28</b>	<b>3</b>	<b>1</b>	<b>-</b>	<b>1</b>	<b>-</b>	<b>-</b>	<b>-</b>	<b>-</b>	
99	<b>Unclassified establishments .....</b>	<b>1</b>	<b>2</b>	<b>50</b>	<b>4</b>	<b>4</b>	<b>-</b>	<b>-</b>	<b>-</b>	<b>-</b>	<b>-</b>	<b>-</b>	<b>-</b>	<b>-</b>	
<b>SCOTT</b>															
	<b>Total .....</b>	<b>19 351</b>	<b>154 754</b>	<b>758 352</b>	<b>672</b>	<b>358</b>	<b>125</b>	<b>88</b>	<b>55</b>	<b>24</b>	<b>16</b>	<b>4</b>	<b>1</b>	<b>1</b>	
11	<b>Forestry, fishing, hunting, and agriculture support .....</b>	<b>(B)</b>	<b>(D)</b>	<b>(D)</b>	<b>5</b>	<b>2</b>	<b>3</b>	<b>-</b>	<b>-</b>	<b>-</b>	<b>-</b>	<b>-</b>	<b>-</b>	<b>-</b>	
21	<b>Mining .....</b>	<b>(B)</b>	<b>(D)</b>	<b>(D)</b>	<b>1</b>	<b>-</b>	<b>-</b>	<b>-</b>	<b>-</b>	<b>1</b>	<b>-</b>	<b>-</b>	<b>-</b>	<b>-</b>	
22	<b>Utilities .....</b>	<b>(B)</b>	<b>(D)</b>	<b>(D)</b>	<b>1</b>	<b>-</b>	<b>-</b>	<b>-</b>	<b>1</b>	<b>-</b>	<b>-</b>	<b>-</b>	<b>-</b>	<b>-</b>	
23	<b>Construction .....</b>	<b>372</b>	<b>2 399</b>	<b>10 959</b>	<b>69</b>	<b>50</b>	<b>8</b>	<b>6</b>	<b>5</b>	<b>-</b>	<b>-</b>	<b>-</b>	<b>-</b>	<b>-</b>	
235	Special trade contractors .....	265	1 734	7 795	48	32	7	6	3	-	-	-	-	-	

Note: Employment-size classes are indicated as follows: A—0 to 19; B—20 to 99; C—100 to 249; E—250 to 499; F—500 to 999; G—1,000 to 2,499; H—2,500 to 4,999; I—5,000 to 9,999; J—10,000 to 24,999; K—25,000 to 49,999; L—50,000 to 99,999; M—100,000 or more.

**Table 6. Counties—Employees, Payroll, and Establishments by Industry: 1999—Con.**

[Excludes most government employees, railroad employees, and self-employed persons. Size class 1 to 4 includes establishments with payroll, but no employees, during mid-March pay period. (D) denotes figures withheld to avoid disclosing data for individual companies; the data are included in broader industry totals. Detailed industries with 100 or more employees are shown if industry was not a (D). For explanation of terms, abbreviations, and data reliability/comparability, see introductory text]

NAICS code	Industry	Number of employees for week including March 12	Payroll (\$1,000)		Total number of establishments	Number of establishments by employment-size class								
			First quarter	Annual		1 to 4	5 to 9	10 to 19	20 to 49	50 to 99	100 to 249	250 to 499	500 to 999	1,000 or more
<b>SCOTT—Con.</b>														
<b>31-33</b>	<b>Manufacturing</b>	<b>10 318</b>	<b>113 294</b>	<b>575 195</b>	<b>41</b>	<b>10</b>	<b>5</b>	<b>5</b>	<b>9</b>	<b>4</b>	<b>5</b>	<b>2</b>	<b>—</b>	<b>1</b>
326	Plastics & rubber products mfg	(C)	(D)	(D)	2	—	—	—	1	—	1	—	—	—
3261	Plastics product mfg	(C)	(D)	(D)	2	—	—	—	1	—	1	—	—	—
32619	Other plastics product mfg	(C)	(D)	(D)	2	—	—	—	1	—	1	—	—	—
332	Fabricated metal product mfg	1 072	7 003	32 635	21	6	2	4	4	2	2	1	—	—
3321	Forging & stamping	(F)	(D)	(D)	3	—	1	—	—	—	1	1	—	—
33211	Forging & stamping	(F)	(D)	(D)	3	—	1	—	—	—	1	1	—	—
3326	Spring & wire product mfg	(C)	(D)	(D)	1	—	—	—	—	—	1	—	—	—
33261	Spring & wire product mfg	(C)	(D)	(D)	1	—	—	—	—	—	1	—	—	—
3327	Mach shops, turn prod, screw, nut, bolt mfg	130	714	2 804	9	4	—	3	1	1	—	—	—	—
333	Machinery mfg	(C)	(D)	(D)	4	1	—	—	2	1	—	—	—	—
3335	Metalworking machinery mfg	(C)	(D)	(D)	3	—	—	—	2	1	—	—	—	—
33351	Metalworking machinery mfg	(C)	(D)	(D)	3	—	—	—	2	1	—	—	—	—
335	Electrical equip, appliance & component mfg	(C)	(D)	(D)	3	1	—	—	1	—	1	—	—	—
3359	Other electrical equipment & component mfg	(C)	(D)	(D)	1	—	—	—	—	—	1	—	—	—
33593	Wiring device mfg	(C)	(D)	(D)	1	—	—	—	—	—	1	—	—	—
336	Transportation equipment mfg	(I)	(D)	(D)	3	—	—	—	—	—	1	1	—	1
3361	Motor vehicle mfg	(I)	(D)	(D)	1	—	—	—	—	—	—	—	—	1
33611	Automobile & light duty motor vehicle mfg	(I)	(D)	(D)	1	—	—	—	—	—	—	—	—	1
3363	Motor vehicle parts mfg	(F)	(D)	(D)	2	—	—	—	—	—	1	1	—	—
33636	Motor vehicle seating & interior trim mfg	(E)	(D)	(D)	1	—	—	—	—	—	—	1	—	—
33639	Other motor vehicle parts mfg	(C)	(D)	(D)	1	—	—	—	—	—	1	—	—	—
<b>42</b>	<b>Wholesale trade</b>	<b>854</b>	<b>7 225</b>	<b>32 860</b>	<b>25</b>	<b>9</b>	<b>5</b>	<b>5</b>	<b>—</b>	<b>4</b>	<b>2</b>	<b>—</b>	<b>—</b>	<b>—</b>
421	Wholesale trade, durable goods	679	6 472	29 742	17	8	2	3	—	2	2	—	—	—
4211	Motor vehicle, motor vehicle pt & supply whsle	(C)	(D)	(D)	3	1	—	1	—	—	1	—	—	—
42111	Automobile & other motor vehicle whsle	(C)	(D)	(D)	1	—	—	—	—	—	1	—	—	—
4218	Machinery, equipment & supplies whsle	355	3 418	15 037	8	3	1	2	—	1	1	—	—	—
42183	Industrial machinery & equipment whsle	(E)	(D)	(D)	3	1	—	—	—	1	1	—	—	—
422	Wholesale trade, nondurable goods	175	753	3 118	8	1	3	2	—	2	—	—	—	—
<b>44-45</b>	<b>Retail trade</b>	<b>1 607</b>	<b>5 493</b>	<b>23 323</b>	<b>119</b>	<b>48</b>	<b>30</b>	<b>28</b>	<b>8</b>	<b>3</b>	<b>2</b>	<b>—</b>	<b>—</b>	<b>—</b>
441	Motor vehicle & parts dealers	163	888	3 814	13	5	4	3	—	1	—	—	—	—
4411	Automobile dealers	111	631	2 667	3	—	—	2	—	1	—	—	—	—
444	Bldg material & garden equip & supp dealers	115	600	2 389	14	6	3	3	2	—	—	—	—	—
445	Food & beverage stores	458	1 271	5 412	12	4	1	3	2	1	1	—	—	—
4451	Grocery stores	(E)	(D)	(D)	8	1	—	3	2	1	1	—	—	—
44511	Grocery (except convenience) stores	425	1 203	5 161	6	—	—	2	2	1	1	—	—	—
445110	Grocery (except convenience) stores	425	1 203	5 161	6	—	—	2	2	1	1	—	—	—
447	Gasoline stations	229	772	3 247	19	1	6	10	2	—	—	—	—	—
4471	Gasoline stations	229	772	3 247	19	1	6	10	2	—	—	—	—	—
44711	Gasoline stations with convenience stores	175	570	2 368	14	—	4	9	1	—	—	—	—	—
447110	Gasoline stations with convenience stores	175	570	2 368	14	—	4	9	1	—	—	—	—	—
448	Clothing & clothing accessories stores	143	354	1 529	24	12	7	5	—	—	—	—	—	—
4481	Clothing stores	107	253	1 098	15	6	4	5	—	—	—	—	—	—
452	General merchandise stores	300	1 053	4 324	4	1	1	—	—	1	1	—	—	—
4521	Department stores	(E)	(D)	(D)	2	—	—	—	—	1	1	—	—	—
45211	Department stores	(E)	(D)	(D)	2	—	—	—	—	1	1	—	—	—
<b>48-49</b>	<b>Transportation &amp; warehousing</b>	<b>368</b>	<b>3 334</b>	<b>14 766</b>	<b>23</b>	<b>14</b>	<b>3</b>	<b>2</b>	<b>1</b>	<b>2</b>	<b>1</b>	<b>—</b>	<b>—</b>	<b>—</b>
484	Truck transportation	316	3 028	13 476	12	5	2	2	—	2	1	—	—	—
4842	Specialized freight trucking	288	2 878	12 800	6	1	1	1	—	2	1	—	—	—
48422	Specialized freight (exc used) trucking, local	(C)	(D)	(D)	3	—	1	1	—	—	1	—	—	—
48423	Specialized freight (exc used) trucking, LDist	(C)	(D)	(D)	3	1	—	—	—	2	—	—	—	—
<b>51</b>	<b>Information</b>	<b>65</b>	<b>437</b>	<b>1 879</b>	<b>9</b>	<b>5</b>	<b>3</b>	<b>—</b>	<b>1</b>	<b>—</b>	<b>—</b>	<b>—</b>	<b>—</b>	<b>—</b>
<b>52</b>	<b>Finance &amp; insurance</b>	<b>229</b>	<b>1 354</b>	<b>5 270</b>	<b>39</b>	<b>25</b>	<b>9</b>	<b>2</b>	<b>3</b>	<b>—</b>	<b>—</b>	<b>—</b>	<b>—</b>	<b>—</b>
522	Credit intermediation & related activities	184	1 104	4 281	24	13	7	1	3	—	—	—	—	—
5221	Depository credit intermediation	(C)	(D)	(D)	15	5	6	1	3	—	—	—	—	—
52211	Commercial banking	145	907	3 490	13	5	5	—	3	—	—	—	—	—
522110	Commercial banking	145	907	3 490	13	5	5	—	3	—	—	—	—	—
<b>53</b>	<b>Real estate &amp; rental &amp; leasing</b>	<b>103</b>	<b>397</b>	<b>2 001</b>	<b>25</b>	<b>18</b>	<b>3</b>	<b>4</b>	<b>—</b>	<b>—</b>	<b>—</b>	<b>—</b>	<b>—</b>	<b>—</b>
<b>54</b>	<b>Professional, scientific &amp; technical services</b>	<b>283</b>	<b>1 721</b>	<b>7 953</b>	<b>53</b>	<b>39</b>	<b>5</b>	<b>6</b>	<b>2</b>	<b>1</b>	<b>—</b>	<b>—</b>	<b>—</b>	<b>—</b>
541	Professional, scientific & technical services	283	1 721	7 953	53	39	5	6	2	1	—	—	—	—
<b>55</b>	<b>Management of companies &amp; enterprises</b>	<b>10</b>	<b>212</b>	<b>702</b>	<b>3</b>	<b>2</b>	<b>1</b>	<b>—</b>	<b>—</b>	<b>—</b>	<b>—</b>	<b>—</b>	<b>—</b>	<b>—</b>
<b>56</b>	<b>Admin, support, waste mgt, remediation services</b>	<b>1 646</b>	<b>5 907</b>	<b>29 426</b>	<b>39</b>	<b>22</b>	<b>3</b>	<b>1</b>	<b>6</b>	<b>3</b>	<b>2</b>	<b>2</b>	<b>—</b>	<b>—</b>
561	Administrative & support services	(G)	(D)	(D)	38	22	3	1	5	3	2	2	—	—
5613	Employment services	1 103	4 018	21 369	10	3	—	—	2	3	—	2	—	—
56132	Temporary help services	1 103	4 018	21 369	10	3	—	—	2	3	—	2	—	—
561320	Temporary help services	1 103	4 018	21 369	10	3	—	—	2	3	—	2	—	—
5616	Investigation & security services	(C)	(D)	(D)	3	1	—	—	1	—	1	—	—	—
56162	Security systems services	(C)	(D)	(D)	3	—	—	—	1	—	1	—	—	—
5617	Services to buildings & dwellings	299	793	3 302	14	9	1	1	2	—	1	—	—	—
56172	Janitorial services	(E)	(D)	(D)	6	2	1	—	—	2	—	—	—	—

Note: Employment-size classes are indicated as follows: A—0 to 19; B—20 to 99; C—100 to 249; E—250 to 499; F—500 to 999; G—1,000 to 2,499; H—2,500 to 4,999; I—5,000 to 9,999; J—10,000 to 24,999; K—25,000 to 49,999; L—50,000 to 99,999; M—100,000 or more.

**Table 6. Counties—Employees, Payroll, and Establishments by Industry: 1999—Con.**

[Excludes most government employees, railroad employees, and self-employed persons. Size class 1 to 4 includes establishments with payroll, but no employees, during mid-March pay period. (D) denotes figures withheld to avoid disclosing data for individual companies; the data are included in broader industry totals. Detailed industries with 100 or more employees are shown if industry was not a (D). For explanation of terms, abbreviations, and data reliability/comparability, see introductory text]

NAICS code	Industry	Number of employees for week including March 12	Payroll (\$1,000)		Total number of establishments	Number of establishments by employment-size class									
			First quarter	Annual		1 to 4	5 to 9	10 to 19	20 to 49	50 to 99	100 to 249	250 to 499	500 to 999	1,000 or more	
<b>SCOTT—Con.</b>															
<b>61</b>	<b>Educational services</b>	<b>(F)</b>	<b>(D)</b>	<b>(D)</b>	<b>3</b>	<b>2</b>	—	—	—	—	—	—	—	<b>1</b>	—
611	Educational services	(F)	(D)	(D)	3	2	—	—	—	—	—	—	—	1	—
6113	Colleges, universities & professional schools	(F)	(D)	(D)	1	—	—	—	—	—	—	—	—	1	—
61131	Colleges, universities & professional schools	(F)	(D)	(D)	1	—	—	—	—	—	—	—	—	1	—
<b>62</b>	<b>Health care and social assistance</b>	<b>847</b>	<b>4 192</b>	<b>16 959</b>	<b>61</b>	<b>27</b>	<b>16</b>	<b>10</b>	<b>3</b>	<b>4</b>	<b>1</b>	—	—	—	—
621	Ambulatory health care services	218	1 519	6 547	36	18	10	6	2	—	—	—	—	—	—
6211	Offices of physicians	126	1 026	4 363	14	6	2	4	2	—	—	—	—	—	—
62111	Offices of physicians	126	1 026	4 363	14	6	2	4	2	—	—	—	—	—	—
621111	Offices of physicians (exc mental health)	126	1 026	4 363	14	6	2	4	2	—	—	—	—	—	—
622	Hospitals	(C)	(D)	(D)	2	1	—	—	—	—	1	—	—	—	—
6221	General medical & surgical hospitals	(C)	(D)	(D)	1	—	—	—	—	—	1	—	—	—	—
62211	General medical & surgical hospitals	(C)	(D)	(D)	1	—	—	—	—	—	1	—	—	—	—
623	Nursing & residential care facilities	191	593	2 315	4	—	1	1	—	2	—	—	—	—	—
624	Social assistance	(C)	(D)	(D)	19	8	5	3	1	2	—	—	—	—	—
6244	Child day care services	142	338	986	12	5	3	2	1	1	—	—	—	—	—
62441	Child day care services	142	338	986	12	5	3	2	1	1	—	—	—	—	—
624410	Child day care services	142	338	986	12	5	3	2	1	1	—	—	—	—	—
<b>71</b>	<b>Arts, entertainment &amp; recreation</b>	<b>57</b>	<b>209</b>	<b>769</b>	<b>14</b>	<b>10</b>	<b>2</b>	<b>2</b>	—	—	—	—	—	—	—
<b>72</b>	<b>Accommodation &amp; food services</b>	<b>1 176</b>	<b>3 079</b>	<b>13 155</b>	<b>53</b>	<b>15</b>	<b>5</b>	<b>13</b>	<b>16</b>	<b>2</b>	<b>2</b>	—	—	—	—
721	Accommodation	114	236	1 032	9	2	—	6	1	—	—	—	—	—	—
7211	Traveler accommodation	114	236	1 032	9	2	—	6	1	—	—	—	—	—	—
72111	Hotels (exc casino hotels) & motels	(C)	(D)	(D)	8	1	—	6	1	—	—	—	—	—	—
722	Food services & drinking places	1 062	2 843	12 123	44	13	5	7	15	2	2	—	—	—	—
7221	Full-service restaurants	393	1 030	4 522	16	6	1	2	5	1	1	—	—	—	—
72211	Full-service restaurants	393	1 030	4 522	16	6	1	2	5	1	1	—	—	—	—
722110	Full-service restaurants	393	1 030	4 522	16	6	1	2	5	1	1	—	—	—	—
7222	Limited-service eating places	420	959	4 295	22	4	3	5	10	—	—	—	—	—	—
72221	Limited-service eating places	420	959	4 295	22	4	3	5	10	—	—	—	—	—	—
7223	Special food services	249	854	3 306	6	3	1	—	—	1	1	—	—	—	—
72231	Food service contractors	(C)	(D)	(D)	5	2	1	—	—	1	1	—	—	—	—
<b>81</b>	<b>Other services (except public administration)</b>	<b>520</b>	<b>2 020</b>	<b>8 590</b>	<b>80</b>	<b>52</b>	<b>23</b>	<b>4</b>	—	—	<b>1</b>	—	—	—	—
811	Repair & maintenance	309	1 454	6 218	27	19	5	2	—	—	1	—	—	—	—
8113	Commercial equipment (exc auto & elec)	—	—	—	—	—	—	—	—	—	—	—	—	—	—
81131	R&M	251	1 214	5 163	7	5	—	1	—	—	1	—	—	—	—
811310	Commercial equipment (exc auto & elec)	—	—	—	—	—	—	—	—	—	—	—	—	—	—
8113101	R&M	251	1 214	5 163	7	5	—	1	—	—	1	—	—	—	—
81131010	Commercial equipment (exc auto & elec)	—	—	—	—	—	—	—	—	—	—	—	—	—	—
811310101	R&M	251	1 214	5 163	7	5	—	1	—	—	1	—	—	—	—
813	Religious, grantmaking, civic, prof & like organizations	115	334	1 331	31	22	7	2	—	—	—	—	—	—	—
8131	Religious organizations	109	302	1 201	27	18	7	2	—	—	—	—	—	—	—
81311	Religious organizations	109	302	1 201	27	18	7	2	—	—	—	—	—	—	—
813110	Religious organizations	109	302	1 201	27	18	7	2	—	—	—	—	—	—	—
<b>95</b>	<b>Auxiliaries (exc corporate, subsidiary &amp; regional mgt)</b>	<b>(A)</b>	<b>(D)</b>	<b>(D)</b>	<b>1</b>	—	<b>1</b>	—	—	—	—	—	—	—	—
<b>99</b>	<b>Unclassified establishments</b>	<b>4</b>	<b>31</b>	<b>215</b>	<b>8</b>	<b>8</b>	—	—	—	—	—	—	—	—	—
<b>SHELBY</b>															
	<b>Total</b>	<b>11 230</b>	<b>67 891</b>	<b>298 438</b>	<b>722</b>	<b>408</b>	<b>131</b>	<b>77</b>	<b>66</b>	<b>20</b>	<b>11</b>	<b>8</b>	<b>1</b>	—	
<b>11</b>	<b>Forestry, fishing, hunting, and agriculture support</b>	<b>28</b>	<b>65</b>	<b>262</b>	<b>7</b>	<b>5</b>	<b>2</b>	—	—	—	—	—	—	—	
<b>22</b>	<b>Utilities</b>	<b>79</b>	<b>837</b>	<b>3 428</b>	<b>4</b>	—	<b>1</b>	<b>1</b>	<b>2</b>	—	—	—	—	—	
<b>23</b>	<b>Construction</b>	<b>387</b>	<b>1 533</b>	<b>7 911</b>	<b>84</b>	<b>62</b>	<b>13</b>	<b>6</b>	<b>2</b>	<b>1</b>	—	—	—	—	
233	Building, developing & general contracting	113	343	1 653	25	21	3	—	—	1	—	—	—	—	
235	Special trade contractors	260	1 137	5 585	52	35	9	6	2	—	—	—	—	—	
<b>31-33</b>	<b>Manufacturing</b>	<b>4 576</b>	<b>35 878</b>	<b>161 357</b>	<b>40</b>	<b>8</b>	<b>4</b>	<b>4</b>	<b>4</b>	<b>6</b>	<b>8</b>	<b>5</b>	<b>1</b>	—	
311	Food mfg	(E)	(D)	(D)	2	—	—	—	1	—	—	1	—	—	
3116	Animal slaughtering & processing	(E)	(D)	(D)	1	—	—	—	—	—	—	1	—	—	
31161	Animal slaughtering & processing	(E)	(D)	(D)	1	—	—	—	—	—	—	1	—	—	
321	Wood product mfg	(C)	(D)	(D)	1	—	—	—	—	—	1	—	—	—	
3219	Other wood product mfg	(C)	(D)	(D)	1	—	—	—	—	—	1	—	—	—	
32191	Millwork	(C)	(D)	(D)	1	—	—	—	—	—	1	—	—	—	
322	Paper mfg	(E)	(D)	(D)	2	—	—	—	—	—	2	—	—	—	
3222	Converted paper product mfg	(E)	(D)	(D)	2	—	—	—	—	—	2	—	—	—	
32222	Paper bag & coated & treated paper mfg	(C)	(D)	(D)	1	—	—	—	—	—	1	—	—	—	
32223	Stationery product mfg	(C)	(D)	(D)	1	—	—	—	—	—	1	—	—	—	
327	Nonmetallic mineral product mfg	140	531	2 416	3	—	—	2	—	—	1	—	—	—	
3279	Other nonmetallic mineral product mfg	(C)	(D)	(D)	1	—	—	—	—	—	1	—	—	—	
32799	All other nonmetallic mineral product mfg	(C)	(D)	(D)	1	—	—	—	—	—	1	—	—	—	

Note: Employment-size classes are indicated as follows: A—0 to 19; B—20 to 99; C—100 to 249; E—250 to 499; F—500 to 999; G—1,000 to 2,499; H—2,500 to 4,999; I—5,000 to 9,999; J—10,000 to 24,999; K—25,000 to 49,999; L—50,000 to 99,999; M—100,000 or more.

**Table 6. Counties—Employees, Payroll, and Establishments by Industry: 1999—Con.**

[Excludes most government employees, railroad employees, and self-employed persons. Size class 1 to 4 includes establishments with payroll, but no employees, during mid-March pay period. (D) denotes figures withheld to avoid disclosing data for individual companies; the data are included in broader industry totals. Detailed industries with 100 or more employees are shown if industry was not a (D). For explanation of terms, abbreviations, and data reliability/comparability, see introductory text]

NAICS code	Industry	Number of employees for week including March 12	Payroll (\$1,000)		Total number of establishments	Number of establishments by employment-size class																				
			First quarter	Annual		1 to 4	5 to 9	10 to 19	20 to 49	50 to 99	100 to 249	250 to 499	500 to 999	1,000 or more												
<b>SHELBY—Con.</b>																										
<b>31-33 Manufacturing—Con.</b>																										
331	Primary metal mfg .....	(C)	(D)	(D)	2	—	—	—	—	1	1	—	—	—	—	—										
3313	Alumina & aluminum production & processing ..	(C)	(D)	(D)	1	—	—	—	—	—	1	—	—	—	—											
33131	Alumina & aluminum production & processing .....	(C)	(D)	(D)	1	—	—	—	—	—	1	—	—	—	—											
332	Fabricated metal product mfg .....	1 140	8 976	36 208	9	2	—	1	—	3	2	1	—	—	—											
3321	Forging & stamping .....	(E)	(D)	(D)	2	—	—	—	—	1	1	—	—	—	—											
33211	Forging & stamping .....	(E)	(D)	(D)	2	—	—	—	—	1	1	—	—	—	—											
3322	Cutlery & handtool mfg .....	(E)	(D)	(D)	2	—	—	—	—	1	1	—	—	—	—											
33221	Cutlery & handtool mfg .....	(E)	(D)	(D)	2	—	—	—	—	1	1	—	—	—	—											
3325	Hardware mfg .....	(E)	(D)	(D)	1	—	—	—	—	—	—	1	—	—	—											
33251	Hardware mfg .....	(E)	(D)	(D)	1	—	—	—	—	—	—	1	—	—	—											
336	Transportation equipment mfg .....	2 038	16 615	80 647	5	—	—	—	—	—	1	3	1	—	—											
3363	Motor vehicle parts mfg .....	2 038	16 615	80 647	5	—	—	—	—	—	1	3	1	—	—											
33632	MV electrical & electronic equipment mfg .....	(E)	(D)	(D)	1	—	—	—	—	—	—	1	—	—	—											
33636	Motor vehicle seating & interior trim mfg .....	(E)	(D)	(D)	1	—	—	—	—	—	—	1	—	—	—											
33637	Motor vehicle metal stamping .....	(F)	(D)	(D)	1	—	—	—	—	—	—	—	1	—	—											
33639	Other motor vehicle parts mfg .....	(F)	(D)	(D)	2	—	—	—	—	—	1	1	—	—	—											
<b>42</b>	<b>Wholesale trade .....</b>	<b>638</b>	<b>4 082</b>	<b>17 909</b>	<b>47</b>	<b>21</b>	<b>10</b>	<b>8</b>	<b>4</b>	<b>4</b>	—	—	—	—	—											
421	Wholesale trade, durable goods .....	327	2 343	11 348	28	16	6	3	1	2	—	—	—	—	—											
4218	Machinery, equipment & supplies whsle .....	193	1 543	7 613	15	6	5	2	1	1	—	—	—	—	—											
42183	Industrial machinery & equipment whsle .....	(C)	(D)	(D)	4	1	2	—	—	1	—	—	—	—	—											
422	Wholesale trade, nondurable goods .....	311	1 739	6 561	19	5	4	5	3	2	—	—	—	—	—											
<b>44-45</b>	<b>Retail trade .....</b>	<b>1 485</b>	<b>5 853</b>	<b>26 433</b>	<b>117</b>	<b>48</b>	<b>33</b>	<b>17</b>	<b>16</b>	<b>1</b>	<b>1</b>	<b>1</b>	—	—	—											
441	Motor vehicle & parts dealers .....	204	1 023	5 006	19	5	7	3	4	—	—	—	—	—	—											
4411	Automobile dealers .....	138	770	3 917	9	2	2	1	4	—	—	—	—	—	—											
44111	New car dealers .....	121	677	3 489	5	—	—	1	4	—	—	—	—	—	—											
441110	New car dealers .....	121	677	3 489	5	—	—	1	4	—	—	—	—	—	—											
444	Bldg material & garden equip & supp dealers .....	138	805	3 561	15	7	3	2	3	—	—	—	—	—	—											
445	Food & beverage stores .....	341	1 060	4 579	13	4	3	3	1	1	1	—	—	—	—											
4451	Grocery stores .....	(E)	(D)	(D)	9	3	1	2	1	1	1	—	—	—	—											
44511	Grocery (except convenience) stores .....	289	937	4 014	7	3	1	—	1	1	1	—	—	—	—											
445110	Grocery (except convenience) stores .....	289	937	4 014	7	3	1	—	1	1	1	—	—	—	—											
447	Gasoline stations .....	169	610	2 841	18	7	5	3	3	—	—	—	—	—	—											
4471	Gasoline stations .....	169	610	2 841	18	7	5	3	3	—	—	—	—	—	—											
452	General merchandise stores .....	(E)	(D)	(D)	5	2	2	—	—	—	—	1	—	—	—											
4529	Other general merchandise stores .....	(E)	(D)	(D)	5	2	2	—	—	—	—	1	—	—	—											
45291	Warehouse clubs & superstores .....	(E)	(D)	(D)	1	—	—	—	—	—	—	1	—	—	—											
453	Miscellaneous store retailers .....	106	279	1 223	13	7	4	—	2	—	—	—	—	—	—											
<b>48-49</b>	<b>Transportation &amp; warehousing .....</b>	<b>145</b>	<b>1 037</b>	<b>4 925</b>	<b>15</b>	<b>9</b>	<b>1</b>	<b>2</b>	<b>3</b>	—	—	—	—	—	—											
484	Truck transportation .....	(C)	(D)	(D)	11	7	—	2	2	—	—	—	—	—	—											
<b>51</b>	<b>Information .....</b>	<b>58</b>	<b>551</b>	<b>2 092</b>	<b>10</b>	<b>7</b>	<b>1</b>	—	<b>2</b>	—	—	—	—	—	—											
<b>52</b>	<b>Finance &amp; insurance .....</b>	<b>292</b>	<b>2 273</b>	<b>8 916</b>	<b>52</b>	<b>37</b>	<b>8</b>	<b>3</b>	<b>3</b>	<b>1</b>	—	—	—	—	—											
522	Credit intermediation & related activities .....	242	1 917	7 184	29	16	6	3	3	1	—	—	—	—	—											
5221	Depository credit intermediation .....	214	1 656	6 134	16	5	5	2	3	1	—	—	—	—	—											
52211	Commercial banking .....	214	1 656	6 134	16	5	5	2	3	1	—	—	—	—	—											
522110	Commercial banking .....	214	1 656	6 134	16	5	5	2	3	1	—	—	—	—	—											
<b>53</b>	<b>Real estate &amp; rental &amp; leasing .....</b>	<b>139</b>	<b>323</b>	<b>1 551</b>	<b>30</b>	<b>23</b>	<b>2</b>	<b>3</b>	<b>2</b>	—	—	—	—	—	—											
<b>54</b>	<b>Professional, scientific &amp; technical services .....</b>	<b>182</b>	<b>1 002</b>	<b>4 481</b>	<b>64</b>	<b>50</b>	<b>11</b>	<b>3</b>	—	—	—	—	—	—	—											
541	Professional, scientific & technical services .....	182	1 002	4 481	64	50	11	3	—	—	—	—	—	—	—											
<b>55</b>	<b>Management of companies &amp; enterprises .....</b>	<b>(B)</b>	<b>(D)</b>	<b>(D)</b>	<b>4</b>	<b>2</b>	—	<b>1</b>	<b>1</b>	—	—	—	—	—	—											
<b>56</b>	<b>Admin, support, waste mgt, remediation services .....</b>	<b>459</b>	<b>1 670</b>	<b>5 736</b>	<b>31</b>	<b>22</b>	<b>5</b>	—	<b>3</b>	—	—	<b>1</b>	—	—	—											
561	Administrative & support services .....	(E)	(D)	(D)	30	21	5	—	3	—	—	1	—	—	—											
5613	Employment services .....	(E)	(D)	(D)	5	1	1	—	2	—	—	1	—	—	—											
56132	Temporary help services .....	(E)	(D)	(D)	4	—	1	—	2	—	—	1	—	—	—											
<b>61</b>	<b>Educational services .....</b>	<b>13</b>	<b>80</b>	<b>319</b>	<b>3</b>	<b>2</b>	<b>1</b>	—	—	—	—	—	—	—	—											
<b>62</b>	<b>Health care and social assistance .....</b>	<b>895</b>	<b>5 521</b>	<b>23 748</b>	<b>54</b>	<b>22</b>	<b>12</b>	<b>14</b>	<b>3</b>	<b>1</b>	<b>1</b>	<b>1</b>	—	—	—											
621	Ambulatory health care services .....	212	1 991	8 392	32	14	10	8	—	—	—	—	—	—	—											
6211	Offices of physicians .....	115	1 528	6 329	14	5	5	4	—	—	—	—	—	—	—											
62111	Offices of physicians .....	115	1 528	6 329	14	5	5	4	—	—	—	—	—	—	—											
621111	Offices of physicians (exc mental health) ...	115	1 528	6 329	14	5	5	4	—	—	—	—	—	—	—											
622	Hospitals .....	(E)	(D)	(D)	1	—	—	—	—	—	—	1	—	—	—											
6221	General medical & surgical hospitals .....	(E)	(D)	(D)	1	—	—	—	—	—	—	1	—	—	—											
62211	General medical & surgical hospitals .....	(E)	(D)	(D)	1	—	—	—	—	—	—	1	—	—	—											
623	Nursing & residential care facilities .....	215	921	3 787	5	—	—	2	1	1	1	—	—	—	—											
6231	Nursing care facilities .....	(C)	(D)	(D)	2	—	—	—	—	1	1	—	—	—	—											
62311	Nursing care facilities .....	(C)	(D)	(D)	2	—	—	—	—	1	1	—	—	—	—											
624	Social assistance .....	(C)	(D)	(D)	16	8	2	4	2	—	—	—	—	—	—											
<b>71</b>	<b>Arts, entertainment &amp; recreation .....</b>	<b>94</b>	<b>242</b>	<b>868</b>	<b>10</b>	<b>3</b>	<b>2</b>	<b>3</b>	<b>2</b>	—	—	—	—	—	—											

Note: Employment-size classes are indicated as follows: A—0 to 19; B—20 to 99; C—100 to 249; E—250 to 499; F—500 to 999; G—1,000 to 2,499; H—2,500 to 4,999; I—5,000 to 9,999; J—10,000 to 24,999; K—25,000 to 49,999; L—50,000 to 99,999; M—100,000 or more.



**Table 6. Counties—Employees, Payroll, and Establishments by Industry: 1999—Con.**

[Excludes most government employees, railroad employees, and self-employed persons. Size class 1 to 4 includes establishments with payroll, but no employees, during mid-March pay period. (D) denotes figures withheld to avoid disclosing data for individual companies; the data are included in broader industry totals. Detailed industries with 100 or more employees are shown if industry was not a (D). For explanation of terms, abbreviations, and data reliability/comparability, see introductory text]

NAICS code	Industry	Number of employees for week including March 12	Payroll (\$1,000)		Total number of establishments	Number of establishments by employment-size class								
			First quarter	Annual		1 to 4	5 to 9	10 to 19	20 to 49	50 to 99	100 to 249	250 to 499	500 to 999	1,000 or more
<b>SHELBY—Con.</b>														
<b>72</b>	<b>Accommodation &amp; food services</b> .....	<b>852</b>	<b>1 950</b>	<b>8 750</b>	<b>51</b>	<b>20</b>	<b>6</b>	<b>5</b>	<b>16</b>	<b>4</b>	—	—	—	—
722	Food services & drinking places .....	785	1 808	8 065	45	18	6	2	15	4	—	—	—	—
7221	Full-service restaurants .....	282	786	3 437	13	4	1	2	5	1	—	—	—	—
72211	Full-service restaurants .....	282	786	3 437	13	4	1	2	5	1	—	—	—	—
722110	Full-service restaurants .....	282	786	3 437	13	4	1	2	5	1	—	—	—	—
7222	Limited-service eating places .....	489	916	4 185	25	8	4	—	10	3	—	—	—	—
72221	Limited-service eating places .....	489	916	4 185	25	8	4	—	10	3	—	—	—	—
<b>81</b>	<b>Other services (except public administration)</b> .....	<b>797</b>	<b>3 745</b>	<b>16 075</b>	<b>95</b>	<b>64</b>	<b>19</b>	<b>7</b>	<b>2</b>	<b>2</b>	<b>1</b>	—	—	—
811	Repair & maintenance .....	113	623	2 724	26	18	6	2	—	—	—	—	—	—
812	Personal & laundry services .....	463	2 534	11 081	27	15	7	2	—	2	1	—	—	—
8123	Drycleaning & laundry services .....	(C)	(D)	(D)	5	2	—	1	—	2	—	—	—	—
81233	Linen & uniform supply .....	(C)	(D)	(D)	2	—	—	—	—	2	—	—	—	—
8129	Other personal services .....	(C)	(D)	(D)	6	4	—	1	—	—	1	—	—	—
81299	All other personal services .....	(C)	(D)	(D)	1	—	—	—	—	—	1	—	—	—
813	Religious, grantmaking, civic, prof & like organizations .....	221	588	2 270	42	31	6	3	2	—	—	—	—	—
8131	Religious organizations .....	207	516	1 959	33	22	6	3	2	—	—	—	—	—
81311	Religious organizations .....	207	516	1 959	33	22	6	3	2	—	—	—	—	—
813110	Religious organizations .....	207	516	1 959	33	22	6	3	2	—	—	—	—	—
<b>95</b>	<b>Auxiliaries (exc corporate, subsidiary &amp; regional mgt)</b> .....	<b>(B)</b>	<b>(D)</b>	<b>(D)</b>	<b>1</b>	—	—	—	<b>1</b>	—	—	—	—	—
<b>99</b>	<b>Unclassified establishments</b> .....	<b>3</b>	<b>9</b>	<b>79</b>	<b>3</b>	<b>3</b>	—	—	—	—	—	—	—	—
<b>SIMPSON</b>														
	<b>Total</b> .....	<b>7 316</b>	<b>41 417</b>	<b>187 141</b>	<b>382</b>	<b>178</b>	<b>80</b>	<b>56</b>	<b>38</b>	<b>19</b>	<b>6</b>	<b>4</b>	<b>1</b>	—
<b>11</b>	<b>Forestry, fishing, hunting, and agriculture support</b> .....	<b>(C)</b>	<b>(D)</b>	<b>(D)</b>	<b>1</b>	—	—	—	—	—	<b>1</b>	—	—	—
115	Agriculture & forestry support activities .....	(C)	(D)	(D)	1	—	—	—	—	—	1	—	—	—
1152	Animal production support activities .....	(C)	(D)	(D)	1	—	—	—	—	—	1	—	—	—
11521	Animal production support activities .....	(C)	(D)	(D)	1	—	—	—	—	—	1	—	—	—
<b>22</b>	<b>Utilities</b> .....	<b>(A)</b>	<b>(D)</b>	<b>(D)</b>	<b>1</b>	—	—	<b>1</b>	—	—	—	—	—	—
<b>23</b>	<b>Construction</b> .....	<b>244</b>	<b>930</b>	<b>4 619</b>	<b>42</b>	<b>27</b>	<b>9</b>	<b>4</b>	<b>1</b>	<b>1</b>	—	—	—	—
235	Special trade contractors .....	199	755	3 745	34	23	6	3	1	1	—	—	—	—
<b>31-33</b>	<b>Manufacturing</b> .....	<b>3 211</b>	<b>24 237</b>	<b>110 358</b>	<b>32</b>	<b>8</b>	<b>7</b>	<b>4</b>	<b>2</b>	<b>4</b>	<b>2</b>	<b>4</b>	<b>1</b>	—
322	Paper mfg .....	(F)	(D)	(D)	3	—	—	1	1	—	—	—	1	—
3222	Converted paper product mfg .....	(F)	(D)	(D)	3	—	—	1	1	—	—	—	1	—
32222	Paper bag & coated & treated paper mfg .....	(F)	(D)	(D)	1	—	—	—	—	—	—	—	1	—
323	Printing & related support activities .....	(F)	(D)	(D)	4	1	1	—	—	1	—	1	—	—
3231	Printing & related support activities .....	(F)	(D)	(D)	4	1	1	—	—	1	—	1	—	—
32311	Printing .....	(F)	(D)	(D)	3	1	1	—	—	—	—	1	—	—
326	Plastics & rubber products mfg .....	(C)	(D)	(D)	2	1	—	—	—	—	1	—	—	—
3261	Plastics product mfg .....	(C)	(D)	(D)	2	1	—	—	—	—	1	—	—	—
32616	Plastics bottle mfg .....	(C)	(D)	(D)	1	—	—	—	—	—	1	—	—	—
331	Primary metal mfg .....	(E)	(D)	(D)	1	—	—	—	—	—	—	1	—	—
3314	Nonferrous (exc alum) production & processing .....	(E)	(D)	(D)	1	—	—	—	—	—	—	1	—	—
33142	Copper rolling, drawing, extruding & alloying .....	(E)	(D)	(D)	1	—	—	—	—	—	—	1	—	—
335	Electrical equip, appliance & component mfg .....	(E)	(D)	(D)	1	—	—	—	—	—	—	1	—	—
3353	Electrical equipment mfg .....	(E)	(D)	(D)	1	—	—	—	—	—	—	1	—	—
33531	Electrical equipment mfg .....	(E)	(D)	(D)	1	—	—	—	—	—	—	1	—	—
336	Transportation equipment mfg .....	654	4 404	20 563	5	1	—	—	—	2	1	1	—	—
3363	Motor vehicle parts mfg .....	654	4 404	20 563	5	1	—	—	—	2	1	1	—	—
33631	Motor vehicle gas engine & engine parts mfg .....	(F)	(D)	(D)	4	1	—	—	—	1	1	1	—	—
<b>42</b>	<b>Wholesale trade</b> .....	<b>183</b>	<b>786</b>	<b>3 593</b>	<b>19</b>	<b>8</b>	<b>4</b>	<b>4</b>	<b>3</b>	—	—	—	—	—
422	Wholesale trade, nondurable goods .....	161	654	2 926	12	3	2	4	3	—	—	—	—	—
<b>44-45</b>	<b>Retail trade</b> .....	<b>906</b>	<b>3 443</b>	<b>15 937</b>	<b>77</b>	<b>27</b>	<b>23</b>	<b>15</b>	<b>10</b>	<b>1</b>	<b>1</b>	—	—	—
441	Motor vehicle & parts dealers .....	118	685	3 186	15	7	4	2	2	—	—	—	—	—
445	Food & beverage stores .....	198	571	2 327	11	2	4	2	2	1	—	—	—	—
4451	Grocery stores .....	(C)	(D)	(D)	10	2	3	2	2	1	—	—	—	—
44511	Grocery (except convenience) stores .....	168	493	2 132	8	2	2	1	2	1	—	—	—	—
445110	Grocery (except convenience) stores .....	168	493	2 132	8	2	2	1	2	1	—	—	—	—
447	Gasoline stations .....	215	728	3 103	15	5	3	2	5	—	—	—	—	—
4471	Gasoline stations .....	215	728	3 103	15	5	3	2	5	—	—	—	—	—
44719	Other gasoline stations .....	145	522	2 274	8	3	1	1	3	—	—	—	—	—
447190	Other gasoline stations .....	145	522	2 274	8	3	1	1	3	—	—	—	—	—
452	General merchandise stores .....	(C)	(D)	(D)	4	—	3	—	—	—	1	—	—	—
4521	Department stores .....	(C)	(D)	(D)	1	—	—	—	—	—	1	—	—	—
45211	Department stores .....	(C)	(D)	(D)	1	—	—	—	—	—	1	—	—	—

Note: Employment-size classes are indicated as follows: A—0 to 19; B—20 to 99; C—100 to 249; E—250 to 499; F—500 to 999; G—1,000 to 2,499; H—2,500 to 4,999; I—5,000 to 9,999; J—10,000 to 24,999; K—25,000 to 49,999; L—50,000 to 99,999; M—100,000 or more.

**Table 6. Counties—Employees, Payroll, and Establishments by Industry: 1999—Con.**

[Excludes most government employees, railroad employees, and self-employed persons. Size class 1 to 4 includes establishments with payroll, but no employees, during mid-March pay period. (D) denotes figures withheld to avoid disclosing data for individual companies; the data are included in broader industry totals. Detailed industries with 100 or more employees are shown if industry was not a (D). For explanation of terms, abbreviations, and data reliability/comparability, see introductory text]

NAICS code	Industry	Number of employees for week including March 12	Payroll (\$1,000)		Total number of establishments	Number of establishments by employment-size class									
			First quarter	Annual		1 to 4	5 to 9	10 to 19	20 to 49	50 to 99	100 to 249	250 to 499	500 to 999	1,000 or more	
<b>SIMPSON—Con.</b>															
<b>48-49</b>	<b>Transportation &amp; warehousing</b> .....	<b>154</b>	<b>976</b>	<b>5 297</b>	<b>12</b>	<b>4</b>	<b>2</b>	<b>3</b>	<b>3</b>	—	—	—	—	—	
484	Truck transportation .....	(C)	(D)	(D)	10	3	2	2	3	—	—	—	—	—	
4841	General freight trucking .....	122	728	3 460	6	1	1	1	3	—	—	—	—	—	
48412	General freight trucking, long-distance .....	122	728	3 460	6	1	1	1	3	—	—	—	—	—	
<b>51</b>	<b>Information</b> .....	<b>(B)</b>	<b>(D)</b>	<b>(D)</b>	<b>3</b>	<b>2</b>	—	—	<b>1</b>	—	—	—	—	—	
<b>52</b>	<b>Finance &amp; insurance</b> .....	<b>144</b>	<b>969</b>	<b>3 703</b>	<b>19</b>	<b>11</b>	<b>5</b>	<b>1</b>	<b>2</b>	—	—	—	—	—	
522	Credit intermediation & related activities .....	123	853	3 217	12	6	3	1	2	—	—	—	—	—	
5221	Depository credit intermediation .....	111	795	2 990	8	3	2	1	2	—	—	—	—	—	
52211	Commercial banking .....	111	795	2 990	8	3	2	1	2	—	—	—	—	—	
522110	Commercial banking .....	111	795	2 990	8	3	2	1	2	—	—	—	—	—	
<b>53</b>	<b>Real estate &amp; rental &amp; leasing</b> .....	<b>(B)</b>	<b>(D)</b>	<b>(D)</b>	<b>11</b>	<b>5</b>	<b>5</b>	<b>1</b>	—	—	—	—	—	—	
<b>54</b>	<b>Professional, scientific &amp; technical services</b> .....	<b>72</b>	<b>329</b>	<b>1 245</b>	<b>17</b>	<b>12</b>	<b>3</b>	<b>2</b>	—	—	—	—	—	—	
<b>55</b>	<b>Management of companies &amp; enterprises</b> .....	<b>(B)</b>	<b>(D)</b>	<b>(D)</b>	<b>3</b>	<b>1</b>	—	—	<b>1</b>	<b>1</b>	—	—	—	—	
<b>56</b>	<b>Admin, support, waste mgt, remediation services</b> .....	<b>509</b>	<b>1 642</b>	<b>7 278</b>	<b>18</b>	<b>7</b>	<b>2</b>	—	<b>5</b>	<b>3</b>	<b>1</b>	—	—	—	
561	Administrative & support services .....	(F)	(D)	(D)	17	7	1	—	5	3	1	—	—	—	
5613	Employment services .....	255	809	3 834	7	2	—	—	2	3	—	—	—	—	
56132	Temporary help services .....	(C)	(D)	(D)	5	2	—	—	1	2	—	—	—	—	
5617	Services to buildings & dwellings .....	(C)	(D)	(D)	6	4	1	—	—	—	1	—	—	—	
56172	Janitorial services .....	(C)	(D)	(D)	1	—	—	—	—	—	1	—	—	—	
<b>61</b>	<b>Educational services</b> .....	<b>(A)</b>	<b>(D)</b>	<b>(D)</b>	<b>1</b>	<b>1</b>	—	—	—	—	—	—	—	—	
<b>62</b>	<b>Health care and social assistance</b> .....	<b>340</b>	<b>1 703</b>	<b>6 958</b>	<b>34</b>	<b>20</b>	<b>6</b>	<b>5</b>	<b>1</b>	<b>1</b>	<b>1</b>	—	—	—	
621	Ambulatory health care services .....	125	657	2 707	24	15	4	4	1	—	—	—	—	—	
622	Hospitals .....	(C)	(D)	(D)	1	—	—	—	—	—	1	—	—	—	
6221	General medical & surgical hospitals .....	(C)	(D)	(D)	1	—	—	—	—	—	1	—	—	—	
62211	General medical & surgical hospitals .....	(C)	(D)	(D)	1	—	—	—	—	—	1	—	—	—	
<b>71</b>	<b>Arts, entertainment &amp; recreation</b> .....	<b>110</b>	<b>252</b>	<b>1 199</b>	<b>5</b>	<b>1</b>	<b>1</b>	<b>2</b>	—	<b>1</b>	—	—	—	—	
<b>72</b>	<b>Accommodation &amp; food services</b> .....	<b>788</b>	<b>1 624</b>	<b>7 117</b>	<b>35</b>	<b>7</b>	<b>6</b>	<b>8</b>	<b>8</b>	<b>6</b>	—	—	—	—	
722	Food services & drinking places .....	734	1 537	6 740	29	5	4	7	7	6	—	—	—	—	
7221	Full-service restaurants .....	329	857	3 659	13	3	2	2	4	2	—	—	—	—	
72211	Full-service restaurants .....	329	857	3 659	13	3	2	2	4	2	—	—	—	—	
722110	Full-service restaurants .....	329	857	3 659	13	3	2	2	4	2	—	—	—	—	
7222	Limited-service eating places .....	405	680	3 081	16	2	2	5	3	4	—	—	—	—	
72221	Limited-service eating places .....	405	680	3 081	16	2	2	5	3	4	—	—	—	—	
<b>81</b>	<b>Other services (except public administration)</b> .....	<b>271</b>	<b>973</b>	<b>4 165</b>	<b>47</b>	<b>32</b>	<b>7</b>	<b>6</b>	<b>1</b>	<b>1</b>	—	—	—	—	
813	Religious, grantmaking, civic, prof & like organizations .....	115	239	982	24	17	4	2	1	—	—	—	—	—	
<b>99</b>	<b>Unclassified establishments</b> .....	<b>4</b>	<b>6</b>	<b>72</b>	<b>5</b>	<b>5</b>	—	—	—	—	—	—	—	—	
<b>SPENCER</b>															
	<b>Total</b> .....	<b>816</b>	<b>3 361</b>	<b>15 919</b>	<b>160</b>	<b>116</b>	<b>25</b>	<b>11</b>	<b>6</b>	<b>2</b>	—	—	—	—	
<b>22</b>	<b>Utilities</b> .....	<b>(A)</b>	<b>(D)</b>	<b>(D)</b>	<b>2</b>	<b>2</b>	—	—	—	—	—	—	—	—	
<b>23</b>	<b>Construction</b> .....	<b>166</b>	<b>886</b>	<b>5 290</b>	<b>50</b>	<b>43</b>	<b>5</b>	<b>1</b>	—	<b>1</b>	—	—	—	—	
<b>31-33</b>	<b>Manufacturing</b> .....	<b>43</b>	<b>183</b>	<b>602</b>	<b>6</b>	<b>2</b>	<b>2</b>	<b>2</b>	—	—	—	—	—	—	
<b>42</b>	<b>Wholesale trade</b> .....	<b>33</b>	<b>151</b>	<b>682</b>	<b>6</b>	<b>4</b>	<b>1</b>	—	<b>1</b>	—	—	—	—	—	
<b>44-45</b>	<b>Retail trade</b> .....	<b>177</b>	<b>661</b>	<b>2 938</b>	<b>21</b>	<b>10</b>	<b>4</b>	<b>5</b>	<b>2</b>	—	—	—	—	—	
<b>48-49</b>	<b>Transportation &amp; warehousing</b> .....	<b>5</b>	<b>15</b>	<b>44</b>	<b>4</b>	<b>4</b>	—	—	—	—	—	—	—	—	
<b>51</b>	<b>Information</b> .....	<b>(A)</b>	<b>(D)</b>	<b>(D)</b>	<b>2</b>	<b>2</b>	—	—	—	—	—	—	—	—	
<b>52</b>	<b>Finance &amp; insurance</b> .....	<b>52</b>	<b>263</b>	<b>1 121</b>	<b>8</b>	<b>5</b>	<b>2</b>	—	<b>1</b>	—	—	—	—	—	
<b>53</b>	<b>Real estate &amp; rental &amp; leasing</b> .....	<b>3</b>	<b>6</b>	<b>192</b>	<b>3</b>	<b>3</b>	—	—	—	—	—	—	—	—	
<b>54</b>	<b>Professional, scientific &amp; technical services</b> .....	<b>28</b>	<b>92</b>	<b>448</b>	<b>10</b>	<b>7</b>	<b>3</b>	—	—	—	—	—	—	—	
<b>56</b>	<b>Admin, support, waste mgt, remediation services</b> .....	<b>9</b>	<b>34</b>	<b>182</b>	<b>5</b>	<b>5</b>	—	—	—	—	—	—	—	—	
<b>62</b>	<b>Health care and social assistance</b> .....	<b>148</b>	<b>585</b>	<b>2 139</b>	<b>10</b>	<b>5</b>	<b>2</b>	<b>2</b>	—	<b>1</b>	—	—	—	—	
<b>71</b>	<b>Arts, entertainment &amp; recreation</b> .....	<b>17</b>	<b>90</b>	<b>513</b>	<b>3</b>	<b>1</b>	<b>1</b>	<b>1</b>	—	—	—	—	—	—	
<b>72</b>	<b>Accommodation &amp; food services</b> .....	<b>(B)</b>	<b>(D)</b>	<b>(D)</b>	<b>8</b>	<b>5</b>	<b>1</b>	—	<b>2</b>	—	—	—	—	—	
<b>81</b>	<b>Other services (except public administration)</b> .....	<b>62</b>	<b>169</b>	<b>768</b>	<b>21</b>	<b>17</b>	<b>4</b>	—	—	—	—	—	—	—	
<b>99</b>	<b>Unclassified establishments</b> .....	<b>(A)</b>	<b>(D)</b>	<b>(D)</b>	<b>1</b>	<b>1</b>	—	—	—	—	—	—	—	—	

Note: Employment-size classes are indicated as follows: A—0 to 19; B—20 to 99; C—100 to 249; E—250 to 499; F—500 to 999; G—1,000 to 2,499; H—2,500 to 4,999; I—5,000 to 9,999; J—10,000 to 24,999; K—25,000 to 49,999; L—50,000 to 99,999; M—100,000 or more.

**Table 6. Counties—Employees, Payroll, and Establishments by Industry: 1999—Con.**

[Excludes most government employees, railroad employees, and self-employed persons. Size class 1 to 4 includes establishments with payroll, but no employees, during mid-March pay period. (D) denotes figures withheld to avoid disclosing data for individual companies; the data are included in broader industry totals. Detailed industries with 100 or more employees are shown if industry was not a (D). For explanation of terms, abbreviations, and data reliability/comparability, see introductory text]

NAICS code	Industry	Number of employees for week including March 12	Payroll (\$1,000)		Total number of establishments	Number of establishments by employment-size class								
			First quarter	Annual		1 to 4	5 to 9	10 to 19	20 to 49	50 to 99	100 to 249	250 to 499	500 to 999	1,000 or more
<b>TAYLOR</b>														
	<b>Total</b> .....	<b>6 892</b>	<b>31 832</b>	<b>142 390</b>	<b>670</b>	<b>411</b>	<b>131</b>	<b>64</b>	<b>44</b>	<b>9</b>	<b>7</b>	<b>3</b>	<b>1</b>	<b>-</b>
11	<b>Forestry, fishing, hunting, and agriculture support</b> .....	(A)	(D)	(D)	1	1	-	-	-	-	-	-	-	-
21	<b>Mining</b> .....	(A)	(D)	(D)	1	1	-	-	-	-	-	-	-	-
22	<b>Utilities</b> .....	110	1 301	5 149	4	-	1	1	1	1	-	-	-	-
221	Utilities .....	110	1 301	5 149	4	-	1	1	1	1	-	-	-	-
23	<b>Construction</b> .....	274	1 294	6 663	62	43	12	5	2	-	-	-	-	-
235	Special trade contractors .....	228	1 051	5 551	44	28	10	4	2	-	-	-	-	-
31-33	<b>Manufacturing</b> .....	1 444	9 205	38 085	40	18	7	2	8	-	4	-	1	-
321	Wood product mfg .....	694	2 947	13 904	10	4	1	-	4	-	-	-	1	-
3219	Other wood product mfg .....	(F)	(D)	(D)	8	3	1	-	3	-	-	-	1	-
32191	Millwork .....	(F)	(D)	(D)	7	3	1	-	2	-	-	-	1	-
332	Fabricated metal product mfg .....	292	2 181	8 872	7	3	1	-	1	-	2	-	-	-
3323	Architectural & structural metals mfg .....	(C)	(D)	(D)	5	2	1	-	1	-	1	-	-	-
33231	Plate work & fabricated structural prod mfg ...	(C)	(D)	(D)	3	2	-	-	-	-	1	-	-	-
3327	Mach shops, turn prod, screw, nut, bolt mfg ....	(C)	(D)	(D)	2	1	-	-	-	-	1	-	-	-
33272	Turned product & screw, nut & bolt mfg .....	(C)	(D)	(D)	1	-	-	-	-	-	1	-	-	-
333	Machinery mfg .....	(C)	(D)	(D)	4	1	2	-	-	-	1	-	-	-
3339	Other general purpose machinery mfg .....	(C)	(D)	(D)	1	-	-	-	-	-	1	-	-	-
33391	Pump & compressor mfg .....	(C)	(D)	(D)	1	-	-	-	-	-	1	-	-	-
337	Furniture & related product mfg .....	118	566	2 628	8	2	3	1	2	-	-	-	-	-
3371	HH & institutional furniture & kitchen cabinet mfg .....	(C)	(D)	(D)	7	2	2	1	2	-	-	-	-	-
339	Miscellaneous mfg .....	(C)	(D)	(D)	1	-	-	-	-	-	1	-	-	-
3399	Other miscellaneous mfg .....	(C)	(D)	(D)	1	-	-	-	-	-	1	-	-	-
33999	All other misc mfg .....	(C)	(D)	(D)	1	-	-	-	-	-	1	-	-	-
42	<b>Wholesale trade</b> .....	297	1 001	6 024	36	21	8	4	2	1	-	-	-	-
421	Wholesale trade, durable goods .....	149	599	2 742	22	13	4	4	1	-	-	-	-	-
422	Wholesale trade, nondurable goods .....	148	402	3 282	14	8	4	-	1	1	-	-	-	-
44-45	<b>Retail trade</b> .....	1 717	6 397	28 335	161	88	41	19	6	4	2	1	-	-
441	Motor vehicle & parts dealers .....	145	769	3 328	24	14	6	3	1	-	-	-	-	-
444	Bldg material & garden equip & supp dealers .....	164	723	3 841	19	7	7	4	-	1	-	-	-	-
4441	Building material & supplies dealers .....	125	584	3 115	13	5	4	3	-	1	-	-	-	-
44419	Other building material dealers .....	109	527	2 861	10	3	4	2	-	1	-	-	-	-
444190	Other building material dealers .....	109	527	2 861	10	3	4	2	-	1	-	-	-	-
445	Food & beverage stores .....	218	657	2 963	10	5	1	2	-	1	1	-	-	-
4451	Grocery stores .....	(C)	(D)	(D)	9	5	-	2	-	1	1	-	-	-
44511	Grocery (except convenience) stores .....	(C)	(D)	(D)	7	3	-	2	-	1	1	-	-	-
447	Gasoline stations .....	162	394	1 668	26	15	7	3	1	-	-	-	-	-
4471	Gasoline stations .....	162	394	1 668	26	15	7	3	1	-	-	-	-	-
44711	Gasoline stations with convenience stores ...	133	302	1 269	17	8	5	3	1	-	-	-	-	-
447110	Gasoline stations with convenience stores .	133	302	1 269	17	8	5	3	1	-	-	-	-	-
448	Clothing & clothing accessories stores .....	138	277	1 283	18	11	5	-	2	-	-	-	-	-
4481	Clothing stores .....	112	209	948	11	7	2	-	2	-	-	-	-	-
452	General merchandise stores .....	(E)	(D)	(D)	7	3	2	-	-	1	-	-	-	-
4529	Other general merchandise stores .....	(E)	(D)	(D)	6	3	2	-	-	-	-	1	-	-
45291	Warehouse clubs & superstores .....	(E)	(D)	(D)	1	-	-	-	-	-	-	1	-	-
454	Nonstore retailers .....	222	1 006	4 050	5	1	1	1	-	1	1	-	-	-
4541	Electronic shopping & mail-order houses .....	(C)	(D)	(D)	2	-	-	1	-	-	1	-	-	-
45411	Electronic shopping & mail-order houses .....	(C)	(D)	(D)	2	-	-	1	-	-	1	-	-	-
48-49	<b>Transportation &amp; warehousing</b> .....	58	323	1 780	16	14	-	1	1	-	-	-	-	-
51	<b>Information</b> .....	100	720	2 705	7	1	2	2	2	-	-	-	-	-
52	<b>Finance &amp; insurance</b> .....	213	1 513	6 106	37	26	6	2	3	-	-	-	-	-
522	Credit intermediation & related activities .....	172	1 024	4 134	21	12	4	2	3	-	-	-	-	-
5221	Depository credit intermediation .....	(C)	(D)	(D)	11	3	3	2	3	-	-	-	-	-
52211	Commercial banking .....	109	664	2 774	9	3	3	1	2	-	-	-	-	-
522110	Commercial banking .....	109	664	2 774	9	3	3	1	2	-	-	-	-	-
53	<b>Real estate &amp; rental &amp; leasing</b> .....	63	190	929	19	15	3	1	-	-	-	-	-	-
54	<b>Professional, scientific &amp; technical services</b> .....	81	400	2 602	48	44	4	-	-	-	-	-	-	-
55	<b>Management of companies &amp; enterprises</b> ..	(A)	(D)	(D)	3	1	2	-	-	-	-	-	-	-
56	<b>Admin, support, waste mgt, remediation services</b> .....	(C)	(D)	(D)	17	13	-	1	3	-	-	-	-	-
561	Administrative & support services .....	(C)	(D)	(D)	16	12	-	1	3	-	-	-	-	-
61	<b>Educational services</b> .....	310	1 594	7 248	8	2	4	1	-	-	-	1	-	-
611	Educational services .....	310	1 594	7 248	8	2	4	1	-	-	-	1	-	-
6113	Colleges, universities & professional schools ...	(E)	(D)	(D)	1	-	-	-	-	-	-	1	-	-
61131	Colleges, universities & professional schools .	(E)	(D)	(D)	1	-	-	-	-	-	-	1	-	-

Note: Employment-size classes are indicated as follows: A—0 to 19; B—20 to 99; C—100 to 249; E—250 to 499; F—500 to 999; G—1,000 to 2,499; H—2,500 to 4,999; I—5,000 to 9,999; J—10,000 to 24,999; K—25,000 to 49,999; L—50,000 to 99,999; M—100,000 or more.

**Table 6. Counties—Employees, Payroll, and Establishments by Industry: 1999—Con.**

[Excludes most government employees, railroad employees, and self-employed persons. Size class 1 to 4 includes establishments with payroll, but no employees, during mid-March pay period. (D) denotes figures withheld to avoid disclosing data for individual companies; the data are included in broader industry totals. Detailed industries with 100 or more employees are shown if industry was not a (D). For explanation of terms, abbreviations, and data reliability/comparability, see introductory text]

NAICS code	Industry	Number of employees for week including March 12	Payroll (\$1,000)		Total number of establishments	Number of establishments by employment-size class								
			First quarter	Annual		1 to 4	5 to 9	10 to 19	20 to 49	50 to 99	100 to 249	250 to 499	500 to 999	1,000 or more
<b>TAYLOR—Con.</b>														
<b>62</b>	<b>Health care and social assistance</b> .....	<b>1 004</b>	<b>4 818</b>	<b>23 344</b>	<b>73</b>	<b>43</b>	<b>14</b>	<b>8</b>	<b>5</b>	<b>2</b>	—	<b>1</b>	—	—
621	Ambulatory health care services .....	299	1 493	8 692	55	34	11	7	3	—	—	—	—	—
6211	Offices of physicians .....	152	902	5 195	24	11	7	5	1	—	—	—	—	—
62111	Offices of physicians .....	152	902	5 195	24	11	7	5	1	—	—	—	—	—
621111	Offices of physicians (exc mental health) ...	152	902	5 195	24	11	7	5	1	—	—	—	—	—
622	Hospitals .....	(E)	(D)	(D)	1	—	—	—	—	—	—	1	—	—
6221	General medical & surgical hospitals .....	(E)	(D)	(D)	1	—	—	—	—	—	—	1	—	—
62211	General medical & surgical hospitals .....	(E)	(D)	(D)	1	—	—	—	—	—	—	1	—	—
623	Nursing & residential care facilities .....	(C)	(D)	(D)	2	—	—	—	—	2	—	—	—	—
6231	Nursing care facilities .....	(C)	(D)	(D)	2	—	—	—	—	2	—	—	—	—
62311	Nursing care facilities .....	(C)	(D)	(D)	2	—	—	—	—	2	—	—	—	—
624	Social assistance .....	111	361	1 596	15	9	3	1	2	—	—	—	—	—
<b>71</b>	<b>Arts, entertainment &amp; recreation</b> .....	<b>46</b>	<b>112</b>	<b>599</b>	<b>9</b>	<b>5</b>	<b>3</b>	<b>1</b>	—	—	—	—	—	—
<b>72</b>	<b>Accommodation &amp; food services</b> .....	<b>628</b>	<b>1 060</b>	<b>4 856</b>	<b>43</b>	<b>13</b>	<b>5</b>	<b>13</b>	<b>11</b>	<b>1</b>	—	—	—	—
722	Food services & drinking places .....	595	996	4 534	39	11	5	11	11	1	—	—	—	—
7221	Full-service restaurants .....	(C)	(D)	(D)	16	6	4	4	2	—	—	—	—	—
72211	Full-service restaurants .....	(C)	(D)	(D)	16	6	4	4	2	—	—	—	—	—
7222	Limited-service eating places .....	414	672	3 095	21	4	1	7	8	1	—	—	—	—
72221	Limited-service eating places .....	414	672	3 095	21	4	1	7	8	1	—	—	—	—
<b>81</b>	<b>Other services (except public administration)</b> .....	<b>257</b>	<b>718</b>	<b>3 018</b>	<b>81</b>	<b>59</b>	<b>19</b>	<b>3</b>	—	—	—	—	—	—
813	Religious, grantmaking, civic, prof & like organizations .....	(C)	(D)	(D)	35	27	5	3	—	—	—	—	—	—
8131	Religious organizations .....	122	272	1 118	33	25	5	3	—	—	—	—	—	—
81311	Religious organizations .....	122	272	1 118	33	25	5	3	—	—	—	—	—	—
813110	Religious organizations .....	122	272	1 118	33	25	5	3	—	—	—	—	—	—
<b>95</b>	<b>Auxiliaries (exc corporate, subsidiary &amp; regional mgt)</b> .....	<b>(C)</b>	<b>(D)</b>	<b>(D)</b>	<b>1</b>	—	—	—	—	—	<b>1</b>	—	—	—
<b>99</b>	<b>Unclassified establishments</b> .....	<b>5</b>	<b>10</b>	<b>37</b>	<b>3</b>	<b>3</b>	—	—	—	—	—	—	—	—
<b>TODD</b>														
	<b>Total</b> .....	<b>2 392</b>	<b>10 625</b>	<b>46 940</b>	<b>202</b>	<b>120</b>	<b>48</b>	<b>12</b>	<b>16</b>	<b>3</b>	<b>1</b>	<b>1</b>	<b>1</b>	—
<b>21</b>	<b>Mining</b> .....	<b>(A)</b>	<b>(D)</b>	<b>(D)</b>	<b>2</b>	<b>1</b>	—	<b>1</b>	—	—	—	—	—	—
<b>22</b>	<b>Utilities</b> .....	<b>(A)</b>	<b>(D)</b>	<b>(D)</b>	<b>1</b>	—	—	<b>1</b>	—	—	—	—	—	—
<b>23</b>	<b>Construction</b> .....	<b>21</b>	<b>70</b>	<b>483</b>	<b>11</b>	<b>9</b>	<b>2</b>	—	—	—	—	—	—	—
<b>31-33</b>	<b>Manufacturing</b> .....	<b>1 389</b>	<b>6 632</b>	<b>30 017</b>	<b>21</b>	<b>5</b>	<b>3</b>	<b>2</b>	<b>6</b>	<b>2</b>	<b>1</b>	<b>1</b>	<b>1</b>	—
315	Apparel manufacturing .....	(F)	(D)	(D)	2	—	—	—	—	—	1	—	1	—
3152	Cut & sew apparel mfg .....	(F)	(D)	(D)	2	—	—	—	—	—	1	—	1	—
31523	Women's, girls' cut & sew apparel mfg .....	(F)	(D)	(D)	2	—	—	—	—	—	1	—	1	—
321	Wood product mfg .....	150	578	2 488	9	2	2	1	4	—	—	—	—	—
333	Machinery mfg .....	(E)	(D)	(D)	4	1	—	1	—	—	—	1	—	—
3334	HVAC & commercial refrigeration equipment mfg .....	(E)	(D)	(D)	1	—	—	—	—	—	—	1	—	—
33341	HVAC & commercial refrigeration equipment mfg .....	(E)	(D)	(D)	1	—	—	—	—	—	—	1	—	—
<b>42</b>	<b>Wholesale trade</b> .....	<b>123</b>	<b>604</b>	<b>2 162</b>	<b>15</b>	<b>9</b>	<b>4</b>	—	<b>2</b>	—	—	—	—	—
<b>44-45</b>	<b>Retail trade</b> .....	<b>271</b>	<b>848</b>	<b>3 596</b>	<b>48</b>	<b>27</b>	<b>13</b>	<b>6</b>	<b>2</b>	—	—	—	—	—
445	Food & beverage stores .....	(C)	(D)	(D)	12	7	1	2	2	—	—	—	—	—
4451	Grocery stores .....	100	257	977	10	5	1	2	2	—	—	—	—	—
44511	Grocery (except convenience) stores .....	100	257	977	10	5	1	2	2	—	—	—	—	—
445110	Grocery (except convenience) stores .....	100	257	977	10	5	1	2	2	—	—	—	—	—
<b>48-49</b>	<b>Transportation &amp; warehousing</b> .....	<b>41</b>	<b>205</b>	<b>969</b>	<b>8</b>	<b>5</b>	<b>2</b>	<b>1</b>	—	—	—	—	—	—
<b>51</b>	<b>Information</b> .....	<b>(A)</b>	<b>(D)</b>	<b>(D)</b>	<b>2</b>	—	<b>2</b>	—	—	—	—	—	—	—
<b>52</b>	<b>Finance &amp; insurance</b> .....	<b>81</b>	<b>478</b>	<b>1 674</b>	<b>14</b>	<b>8</b>	<b>4</b>	—	<b>2</b>	—	—	—	—	—
<b>53</b>	<b>Real estate &amp; rental &amp; leasing</b> .....	<b>(A)</b>	<b>(D)</b>	<b>(D)</b>	<b>2</b>	<b>1</b>	<b>1</b>	—	—	—	—	—	—	—
<b>54</b>	<b>Professional, scientific &amp; technical services</b> .....	<b>40</b>	<b>343</b>	<b>1 567</b>	<b>12</b>	<b>7</b>	<b>5</b>	—	—	—	—	—	—	—
<b>55</b>	<b>Management of companies &amp; enterprises</b> .....	<b>(A)</b>	<b>(D)</b>	<b>(D)</b>	<b>1</b>	<b>1</b>	—	—	—	—	—	—	—	—
<b>56</b>	<b>Admin, support, waste mgt, remediation services</b> .....	<b>10</b>	<b>25</b>	<b>248</b>	<b>5</b>	<b>5</b>	—	—	—	—	—	—	—	—
<b>61</b>	<b>Educational services</b> .....	<b>(A)</b>	<b>(D)</b>	<b>(D)</b>	<b>2</b>	<b>2</b>	—	—	—	—	—	—	—	—
<b>62</b>	<b>Health care and social assistance</b> .....	<b>149</b>	<b>545</b>	<b>2 198</b>	<b>12</b>	<b>7</b>	<b>3</b>	—	<b>1</b>	<b>1</b>	—	—	—	—
623	Nursing & residential care facilities .....	(C)	(D)	(D)	2	1	—	—	—	1	—	—	—	—
<b>71</b>	<b>Arts, entertainment &amp; recreation</b> .....	<b>(A)</b>	<b>(D)</b>	<b>(D)</b>	<b>2</b>	<b>1</b>	<b>1</b>	—	—	—	—	—	—	—
<b>72</b>	<b>Accommodation &amp; food services</b> .....	<b>88</b>	<b>135</b>	<b>708</b>	<b>11</b>	<b>5</b>	<b>3</b>	<b>1</b>	<b>2</b>	—	—	—	—	—
<b>81</b>	<b>Other services (except public administration)</b> .....	<b>106</b>	<b>300</b>	<b>1 408</b>	<b>32</b>	<b>26</b>	<b>5</b>	—	<b>1</b>	—	—	—	—	—
<b>99</b>	<b>Unclassified establishments</b> .....	<b>(A)</b>	<b>(D)</b>	<b>(D)</b>	<b>1</b>	<b>1</b>	—	—	—	—	—	—	—	—

Note: Employment-size classes are indicated as follows: A—0 to 19; B—20 to 99; C—100 to 249; E—250 to 499; F—500 to 999; G—1,000 to 2,499; H—2,500 to 4,999; I—5,000 to 9,999; J—10,000 to 24,999; K—25,000 to 49,999; L—50,000 to 99,999; M—100,000 or more.

**Table 6. Counties—Employees, Payroll, and Establishments by Industry: 1999—Con.**

[Excludes most government employees, railroad employees, and self-employed persons. Size class 1 to 4 includes establishments with payroll, but no employees, during mid-March pay period. (D) denotes figures withheld to avoid disclosing data for individual companies; the data are included in broader industry totals. Detailed industries with 100 or more employees are shown if industry was not a (D). For explanation of terms, abbreviations, and data reliability/comparability, see introductory text]

NAICS code	Industry	Number of employees for week including March 12	Payroll (\$1,000)		Total number of establishments	Number of establishments by employment-size class								
			First quarter	Annual		1 to 4	5 to 9	10 to 19	20 to 49	50 to 99	100 to 249	250 to 499	500 to 999	1,000 or more
<b>TRIGG</b>														
	<b>Total</b> .....	<b>2 615</b>	<b>13 297</b>	<b>58 491</b>	<b>248</b>	<b>156</b>	<b>45</b>	<b>22</b>	<b>15</b>	<b>7</b>	<b>2</b>	<b>1</b>		
11	Forestry, fishing, hunting, and agriculture support .....	(A)	(D)	(D)	3	2	—	1	—	—	—	—	—	—
21	Mining .....	(A)	(D)	(D)	1	—	—	1	—	—	—	—	—	—
22	Utilities .....	(B)	(D)	(D)	1	—	—	—	1	—	—	—	—	—
23	Construction .....	137	614	3 372	28	21	5	1	—	1	—	—	—	—
31-33	Manufacturing .....	1 167	7 725	33 372	22	6	5	2	3	3	2	1	—	—
315	Apparel manufacturing .....	(C)	(D)	(D)	1	—	—	—	—	—	1	—	—	—
3152	Cut & sew apparel mfg .....	(C)	(D)	(D)	1	—	—	—	—	—	1	—	—	—
31523	Women's, girls' cut & sew apparel mfg .....	(C)	(D)	(D)	1	—	—	—	—	—	1	—	—	—
326	Plastics & rubber products mfg .....	(C)	(D)	(D)	2	—	—	—	1	—	1	—	—	—
3261	Plastics product mfg .....	(C)	(D)	(D)	2	—	—	—	1	—	1	—	—	—
32619	Other plastics product mfg .....	(C)	(D)	(D)	1	—	—	—	—	—	1	—	—	—
332	Fabricated metal product mfg .....	138	1 051	4 871	4	2	—	—	—	2	—	—	—	—
336	Transportation equipment mfg .....	(E)	(D)	(D)	1	—	—	—	—	—	—	1	—	—
3363	Motor vehicle parts mfg .....	(E)	(D)	(D)	1	—	—	—	—	—	—	1	—	—
33637	Motor vehicle metal stamping .....	(E)	(D)	(D)	1	—	—	—	—	—	—	1	—	—
42	Wholesale trade .....	69	511	2 111	9	5	2	1	1	—	—	—	—	—
44-45	Retail trade .....	309	1 039	4 465	52	31	14	4	3	—	—	—	—	—
445	Food & beverage stores .....	105	264	1 236	8	5	—	—	3	—	—	—	—	—
4451	Grocery stores .....	(C)	(D)	(D)	6	3	—	—	3	—	—	—	—	—
44511	Grocery (except convenience) stores .....	101	256	1 137	5	2	—	—	3	—	—	—	—	—
445110	Grocery (except convenience) stores .....	101	256	1 137	5	2	—	—	3	—	—	—	—	—
48-49	Transportation & warehousing .....	3	14	103	5	5	—	—	—	—	—	—	—	—
51	Information .....	(A)	(D)	(D)	2	1	—	1	—	—	—	—	—	—
52	Finance & insurance .....	74	465	1 838	14	12	—	1	1	—	—	—	—	—
53	Real estate & rental & leasing .....	35	143	629	7	5	1	—	1	—	—	—	—	—
54	Professional, scientific & technical services .....	48	279	1 303	9	5	2	2	—	—	—	—	—	—
55	Management of companies & enterprises .....	(A)	(D)	(D)	1	—	—	1	—	—	—	—	—	—
56	Admin, support, waste mgt, remediation services .....	(A)	(D)	(D)	5	4	1	—	—	—	—	—	—	—
61	Educational services .....	17	36	255	5	3	2	—	—	—	—	—	—	—
62	Health care and social assistance .....	245	980	4 223	20	12	4	1	1	2	—	—	—	—
71	Arts, entertainment & recreation .....	42	76	503	5	3	—	1	1	—	—	—	—	—
72	Accommodation & food services .....	252	539	2 425	19	8	4	3	3	1	—	—	—	—
722	Food services & drinking places .....	(C)	(D)	(D)	14	4	4	3	2	1	—	—	—	—
7221	Full-service restaurants .....	170	390	1 743	8	1	2	3	1	1	—	—	—	—
72211	Full-service restaurants .....	170	390	1 743	8	1	2	3	1	1	—	—	—	—
722110	Full-service restaurants .....	170	390	1 743	8	1	2	3	1	1	—	—	—	—
81	Other services (except public administration) .....	115	318	1 324	38	32	5	1	—	—	—	—	—	—
99	Unclassified establishments .....	(A)	(D)	(D)	2	1	—	1	—	—	—	—	—	—
<b>TRIMBLE</b>														
	<b>Total</b> .....	<b>503</b>	<b>2 913</b>	<b>11 657</b>	<b>78</b>	<b>56</b>	<b>9</b>	<b>8</b>	<b>3</b>	<b>1</b>	<b>1</b>			
22	Utilities .....	(C)	(D)	(D)	1	—	—	—	—	—	1	—	—	—
221	Utilities .....	(C)	(D)	(D)	1	—	—	—	—	—	1	—	—	—
2211	Elec pwr generation, transmsn & distribution .....	(C)	(D)	(D)	1	—	—	—	—	—	1	—	—	—
22111	Electric power generation .....	(C)	(D)	(D)	1	—	—	—	—	—	1	—	—	—
23	Construction .....	49	148	663	15	12	2	1	—	—	—	—	—	—
31-33	Manufacturing .....	(A)	(D)	(D)	3	2	—	1	—	—	—	—	—	—
42	Wholesale trade .....	(A)	(D)	(D)	1	1	—	—	—	—	—	—	—	—
44-45	Retail trade .....	82	244	1 164	12	6	2	4	—	—	—	—	—	—
51	Information .....	(A)	(D)	(D)	1	1	—	—	—	—	—	—	—	—
52	Finance & insurance .....	59	396	1 389	6	2	1	2	1	—	—	—	—	—
53	Real estate & rental & leasing .....	(A)	(D)	(D)	4	4	—	—	—	—	—	—	—	—
54	Professional, scientific & technical services .....	7	22	92	4	4	—	—	—	—	—	—	—	—
56	Admin, support, waste mgt, remediation services .....	(A)	(D)	(D)	3	3	—	—	—	—	—	—	—	—
62	Health care and social assistance .....	121	524	1 862	7	3	1	—	2	1	—	—	—	—
71	Arts, entertainment & recreation .....	(A)	(D)	(D)	1	1	—	—	—	—	—	—	—	—
72	Accommodation & food services .....	(A)	(D)	(D)	4	3	1	—	—	—	—	—	—	—
81	Other services (except public administration) .....	40	103	470	15	13	2	—	—	—	—	—	—	—
99	Unclassified establishments .....	(A)	(D)	(D)	1	1	—	—	—	—	—	—	—	—

Note: Employment-size classes are indicated as follows: A—0 to 19; B—20 to 99; C—100 to 249; E—250 to 499; F—500 to 999; G—1,000 to 2,499; H—2,500 to 4,999; I—5,000 to 9,999; J—10,000 to 24,999; K—25,000 to 49,999; L—50,000 to 99,999; M—100,000 or more.

**Table 6. Counties—Employees, Payroll, and Establishments by Industry: 1999—Con.**

[Excludes most government employees, railroad employees, and self-employed persons. Size class 1 to 4 includes establishments with payroll, but no employees, during mid-March pay period. (D) denotes figures withheld to avoid disclosing data for individual companies; the data are included in broader industry totals. Detailed industries with 100 or more employees are shown if industry was not a (D). For explanation of terms, abbreviations, and data reliability/comparability, see introductory text]

NAICS code	Industry	Number of employees for week including March 12	Payroll (\$1,000)		Total number of establishments	Number of establishments by employment-size class									
			First quarter	Annual		1 to 4	5 to 9	10 to 19	20 to 49	50 to 99	100 to 249	250 to 499	500 to 999	1,000 or more	
	<b>UNION</b>														
	<b>Total</b> .....	<b>7 571</b>	<b>50 372</b>	<b>198 941</b>	<b>305</b>	<b>148</b>	<b>66</b>	<b>46</b>	<b>26</b>	<b>4</b>	<b>6</b>	<b>5</b>	<b>4</b>	<b>-</b>	<b>-</b>
11	<b>Forestry, fishing, hunting, and agriculture support</b> .....	(A)	(D)	(D)	1	-	1	-	-	-	-	-	-	-	-
21	<b>Mining</b> .....	<b>1 249</b>	<b>21 160</b>	<b>74 431</b>	<b>8</b>	<b>1</b>	<b>-</b>	<b>1</b>	<b>1</b>	<b>1</b>	<b>1</b>	<b>3</b>	<b>-</b>	<b>-</b>	<b>-</b>
212	Mining (except oil & gas) .....	(G)	(D)	(D)	6	-	-	-	1	1	1	3	-	-	-
2121	Coal mining .....	(G)	(D)	(D)	6	-	-	-	1	1	1	3	-	-	-
21211	Coal mining .....	(G)	(D)	(D)	6	-	-	-	1	1	1	3	-	-	-
22	<b>Utilities</b> .....	<b>(B)</b>	<b>(D)</b>	<b>(D)</b>	<b>2</b>	<b>-</b>	<b>1</b>	<b>1</b>	<b>-</b>	<b>-</b>	<b>-</b>	<b>-</b>	<b>-</b>	<b>-</b>	<b>-</b>
23	<b>Construction</b> .....	<b>718</b>	<b>4 508</b>	<b>19 557</b>	<b>29</b>	<b>19</b>	<b>3</b>	<b>4</b>	<b>1</b>	<b>-</b>	<b>1</b>	<b>1</b>	<b>-</b>	<b>-</b>	<b>-</b>
234	Heavy construction .....	(C)	(D)	(D)	7	5	1	-	-	-	1	-	-	-	-
2349	Other heavy construction .....	(C)	(D)	(D)	7	5	1	-	-	-	1	-	-	-	-
23492	Pwr, communication transmsn line construction .....	(C)	(D)	(D)	1	-	-	-	-	-	1	-	-	-	-
235	Special trade contractors .....	534	3 234	12 957	15	9	1	3	1	-	-	1	-	-	-
2353	Electrical contractors .....	490	3 030	11 899	5	2	-	1	1	-	-	1	-	-	-
23531	Electrical contractors .....	490	3 030	11 899	5	2	-	1	1	-	-	1	-	-	-
235310	Electrical contractors .....	490	3 030	11 899	5	2	-	1	1	-	-	1	-	-	-
31-33	<b>Manufacturing</b> .....	<b>997</b>	<b>5 585</b>	<b>23 177</b>	<b>19</b>	<b>5</b>	<b>5</b>	<b>4</b>	<b>2</b>	<b>1</b>	<b>1</b>	<b>-</b>	<b>1</b>	<b>-</b>	<b>-</b>
326	Plastics & rubber products mfg .....	(C)	(D)	(D)	1	-	-	-	-	-	1	-	-	-	-
3262	Rubber product mfg .....	(C)	(D)	(D)	1	-	-	-	-	-	1	-	-	-	-
32629	Other rubber product mfg .....	(C)	(D)	(D)	1	-	-	-	-	-	1	-	-	-	-
336	Transportation equipment mfg .....	(F)	(D)	(D)	1	-	-	-	-	-	-	-	-	1	-
3363	Motor vehicle parts mfg .....	(F)	(D)	(D)	1	-	-	-	-	-	-	-	-	1	-
33632	MV electrical & electronic equipment mfg .....	(F)	(D)	(D)	1	-	-	-	-	-	-	-	-	1	-
42	<b>Wholesale trade</b> .....	<b>188</b>	<b>1 091</b>	<b>4 664</b>	<b>22</b>	<b>10</b>	<b>4</b>	<b>5</b>	<b>3</b>	<b>-</b>	<b>-</b>	<b>-</b>	<b>-</b>	<b>-</b>	<b>-</b>
422	Wholesale trade, nondurable goods .....	101	457	1 995	12	7	1	2	2	-	-	-	-	-	-
44-45	<b>Retail trade</b> .....	<b>1 301</b>	<b>5 169</b>	<b>23 538</b>	<b>75</b>	<b>27</b>	<b>26</b>	<b>15</b>	<b>5</b>	<b>-</b>	<b>1</b>	<b>-</b>	<b>1</b>	<b>-</b>	<b>-</b>
441	Motor vehicle & parts dealers .....	(F)	(D)	(D)	7	2	3	-	1	-	-	-	1	-	-
4413	Automotive parts, accessories & tire stores .....	(F)	(D)	(D)	4	-	3	-	-	-	-	-	1	-	-
44131	Automotive parts, accessories & tire stores .....	(F)	(D)	(D)	3	-	2	-	-	-	-	-	1	-	-
444	Bldg material & garden equip & supp dealers .....	143	478	2 182	14	4	3	6	1	-	-	-	-	-	-
445	Food & beverage stores .....	170	454	1 813	18	4	8	4	2	-	-	-	-	-	-
4451	Grocery stores .....	(C)	(D)	(D)	11	2	3	4	2	-	-	-	-	-	-
44511	Grocery (except convenience) stores .....	128	370	1 442	8	-	2	4	2	-	-	-	-	-	-
445110	Grocery (except convenience) stores .....	128	370	1 442	8	-	2	4	2	-	-	-	-	-	-
452	General merchandise stores .....	(C)	(D)	(D)	4	2	1	-	-	-	1	-	-	-	-
4521	Department stores .....	(C)	(D)	(D)	1	-	-	-	-	-	1	-	-	-	-
45211	Department stores .....	(C)	(D)	(D)	1	-	-	-	-	-	1	-	-	-	-
48-49	<b>Transportation &amp; warehousing</b> .....	<b>120</b>	<b>678</b>	<b>2 741</b>	<b>19</b>	<b>12</b>	<b>3</b>	<b>3</b>	<b>1</b>	<b>-</b>	<b>-</b>	<b>-</b>	<b>-</b>	<b>-</b>	<b>-</b>
484	Truck transportation .....	(C)	(D)	(D)	17	11	2	3	1	-	-	-	-	-	-
51	<b>Information</b> .....	<b>(A)</b>	<b>(D)</b>	<b>(D)</b>	<b>2</b>	<b>1</b>	<b>-</b>	<b>1</b>	<b>-</b>	<b>-</b>	<b>-</b>	<b>-</b>	<b>-</b>	<b>-</b>	<b>-</b>
52	<b>Finance &amp; insurance</b> .....	<b>112</b>	<b>881</b>	<b>3 286</b>	<b>13</b>	<b>8</b>	<b>2</b>	<b>-</b>	<b>3</b>	<b>-</b>	<b>-</b>	<b>-</b>	<b>-</b>	<b>-</b>	<b>-</b>
53	<b>Real estate &amp; rental &amp; leasing</b> .....	<b>12</b>	<b>20</b>	<b>75</b>	<b>5</b>	<b>4</b>	<b>1</b>	<b>-</b>	<b>-</b>	<b>-</b>	<b>-</b>	<b>-</b>	<b>-</b>	<b>-</b>	<b>-</b>
54	<b>Professional, scientific &amp; technical services</b> .....	<b>49</b>	<b>179</b>	<b>675</b>	<b>14</b>	<b>10</b>	<b>3</b>	<b>1</b>	<b>-</b>	<b>-</b>	<b>-</b>	<b>-</b>	<b>-</b>	<b>-</b>	<b>-</b>
56	<b>Admin, support, waste mgt, remediation services</b> .....	<b>84</b>	<b>517</b>	<b>2 200</b>	<b>8</b>	<b>4</b>	<b>2</b>	<b>1</b>	<b>-</b>	<b>1</b>	<b>-</b>	<b>-</b>	<b>-</b>	<b>-</b>	<b>-</b>
61	<b>Educational services</b> .....	<b>57</b>	<b>173</b>	<b>846</b>	<b>3</b>	<b>1</b>	<b>-</b>	<b>-</b>	<b>2</b>	<b>-</b>	<b>-</b>	<b>-</b>	<b>-</b>	<b>-</b>	<b>-</b>
62	<b>Health care and social assistance</b> .....	<b>2 186</b>	<b>9 015</b>	<b>37 687</b>	<b>26</b>	<b>14</b>	<b>4</b>	<b>-</b>	<b>2</b>	<b>1</b>	<b>2</b>	<b>1</b>	<b>2</b>	<b>-</b>	<b>-</b>
621	Ambulatory health care services .....	181	848	3 515	13	9	2	-	1	-	1	-	-	-	-
6216	Home health care services .....	(C)	(D)	(D)	1	-	-	-	-	-	1	-	-	-	-
62161	Home health care services .....	(C)	(D)	(D)	1	-	-	-	-	-	1	-	-	-	-
622	Hospitals .....	(C)	(D)	(D)	1	-	-	-	-	-	1	-	-	-	-
6221	General medical & surgical hospitals .....	(C)	(D)	(D)	1	-	-	-	-	-	1	-	-	-	-
62211	General medical & surgical hospitals .....	(C)	(D)	(D)	1	-	-	-	-	-	1	-	-	-	-
624	Social assistance .....	(G)	(D)	(D)	10	5	2	-	-	-	-	1	2	-	-
6243	Vocational rehabilitation services .....	(G)	(D)	(D)	4	1	-	-	-	-	-	1	2	-	-
62431	Vocational rehabilitation services .....	(G)	(D)	(D)	4	1	-	-	-	-	-	1	2	-	-
71	<b>Arts, entertainment &amp; recreation</b> .....	<b>38</b>	<b>49</b>	<b>260</b>	<b>5</b>	<b>2</b>	<b>1</b>	<b>2</b>	<b>-</b>	<b>-</b>	<b>-</b>	<b>-</b>	<b>-</b>	<b>-</b>	<b>-</b>
72	<b>Accommodation &amp; food services</b> .....	<b>222</b>	<b>386</b>	<b>1 744</b>	<b>19</b>	<b>6</b>	<b>4</b>	<b>5</b>	<b>4</b>	<b>-</b>	<b>-</b>	<b>-</b>	<b>-</b>	<b>-</b>	<b>-</b>
722	Food services & drinking places .....	(C)	(D)	(D)	17	5	3	5	4	-	-	-	-	-	-
7222	Limited-service eating places .....	152	244	1 152	11	3	1	4	3	-	-	-	-	-	-
72221	Limited-service eating places .....	152	244	1 152	11	3	1	4	3	-	-	-	-	-	-
722211	Limited-service restaurants .....	152	244	1 152	11	3	1	4	3	-	-	-	-	-	-
81	<b>Other services (except public administration)</b> .....	<b>182</b>	<b>478</b>	<b>2 065</b>	<b>33</b>	<b>23</b>	<b>5</b>	<b>3</b>	<b>2</b>	<b>-</b>	<b>-</b>	<b>-</b>	<b>-</b>	<b>-</b>	<b>-</b>
813	Religious, grantmaking, civic, prof & like organizations .....	130	234	974	21	15	3	1	2	-	-	-	-	-	-
95	<b>Auxiliaries (exc corporate, subsidiary &amp; regional mgt)</b> .....	<b>(A)</b>	<b>(D)</b>	<b>(D)</b>	<b>1</b>	<b>-</b>	<b>1</b>	<b>-</b>	<b>-</b>	<b>-</b>	<b>-</b>	<b>-</b>	<b>-</b>	<b>-</b>	<b>-</b>

Note: Employment-size classes are indicated as follows: A—0 to 19; B—20 to 99; C—100 to 249; E—250 to 499; F—500 to 999; G—1,000 to 2,499; H—2,500 to 4,999; I—5,000 to 9,999; J—10,000 to 24,999; K—25,000 to 49,999; L—50,000 to 99,999; M—100,000 or more.

**Table 6. Counties—Employees, Payroll, and Establishments by Industry: 1999—Con.**

[Excludes most government employees, railroad employees, and self-employed persons. Size class 1 to 4 includes establishments with payroll, but no employees, during mid-March pay period. (D) denotes figures withheld to avoid disclosing data for individual companies; the data are included in broader industry totals. Detailed industries with 100 or more employees are shown if industry was not a (D). For explanation of terms, abbreviations, and data reliability/comparability, see introductory text]

NAICS code	Industry	Number of employees for week including March 12	Payroll (\$1,000)		Total number of establishments	Number of establishments by employment-size class									
			First quarter	Annual		1 to 4	5 to 9	10 to 19	20 to 49	50 to 99	100 to 249	250 to 499	500 to 999	1,000 or more	
<b>99</b>	<b>UNION—Con.</b>														
	<b>Unclassified establishments</b>	<b>(A)</b>	<b>(D)</b>	<b>(D)</b>	<b>1</b>	<b>1</b>	—	—	—	—	—	—	—	—	—
	<b>WARREN</b>														
	<b>Total</b>	<b>41 334</b>	<b>240 195</b>	<b>1 070 838</b>	<b>2 504</b>	<b>1 144</b>	<b>540</b>	<b>411</b>	<b>264</b>	<b>75</b>	<b>52</b>	<b>11</b>	<b>6</b>	<b>1</b>	
<b>11</b>	<b>Forestry, fishing, hunting, and agriculture support</b>	<b>(A)</b>	<b>(D)</b>	<b>(D)</b>	<b>1</b>	<b>1</b>	—	—	—	—	—	—	—	—	—
<b>21</b>	<b>Mining</b>	<b>191</b>	<b>1 354</b>	<b>6 160</b>	<b>12</b>	<b>5</b>	<b>1</b>	<b>3</b>	<b>2</b>	<b>1</b>	—	—	—	—	—
<b>22</b>	<b>Utilities</b>	<b>(C)</b>	<b>(D)</b>	<b>(D)</b>	<b>3</b>	<b>1</b>	—	—	<b>1</b>	—	<b>1</b>	—	—	—	—
221	Utilities	(C)	(D)	(D)	3	1	—	—	1	—	1	—	—	—	—
2211	Elec pwr generation, transmsn & distribution	(C)	(D)	(D)	1	—	—	—	—	—	1	—	—	—	—
22112	Electric pwr transmsn, control & distribution	(C)	(D)	(D)	1	—	—	—	—	—	1	—	—	—	—
<b>23</b>	<b>Construction</b>	<b>2 559</b>	<b>15 385</b>	<b>76 728</b>	<b>295</b>	<b>169</b>	<b>56</b>	<b>40</b>	<b>24</b>	<b>4</b>	<b>2</b>	—	—	—	—
233	Building, developing & general contracting	742	4 623	23 117	88	56	17	9	4	—	2	—	—	—	—
2332	Residential building construction	231	1 093	4 864	65	45	15	4	1	—	—	—	—	—	—
23321	Single-family housing construction	231	1 093	4 864	65	45	15	4	1	—	—	—	—	—	—
233210	Single-family housing construction	231	1 093	4 864	65	45	15	4	1	—	—	—	—	—	—
2333	Nonresidential building construction	481	3 397	17 805	20	9	2	5	2	—	2	—	—	—	—
23331	Mfg & industrial building construction	313	2 232	12 395	5	2	1	—	—	—	2	—	—	—	—
233310	Mfg & industrial building construction	313	2 232	12 395	5	2	1	—	—	—	2	—	—	—	—
23332	Commercial & institutional bldg construction	168	1 165	5 410	15	7	1	5	2	—	—	—	—	—	—
233320	Commercial & institutional bldg construction	168	1 165	5 410	15	7	1	5	2	—	—	—	—	—	—
234	Heavy construction	298	2 547	16 945	20	6	4	5	4	1	—	—	—	—	—
2341	Highway, street, bridge & tunnel construction	(C)	(D)	(D)	9	2	2	3	2	—	—	—	—	—	—
2349	Other heavy construction	(C)	(D)	(D)	11	4	2	2	2	1	—	—	—	—	—
23491	Water, sewer & pipeline construction	111	919	4 035	5	1	1	1	1	1	—	—	—	—	—
234910	Water, sewer & pipeline construction	111	919	4 035	5	1	1	1	1	1	—	—	—	—	—
235	Special trade contractors	1 519	8 215	36 666	187	107	35	26	16	3	—	—	—	—	—
2351	Plumbing, heating & AC contractor	325	1 725	7 543	37	15	10	9	3	—	—	—	—	—	—
23511	Plumbing, heating & AC contractor	325	1 725	7 543	37	15	10	9	3	—	—	—	—	—	—
235110	Plumbing, heating & AC contractor	325	1 725	7 543	37	15	10	9	3	—	—	—	—	—	—
2352	Painting & wall covering contractors	107	467	2 612	15	11	1	1	2	—	—	—	—	—	—
23521	Painting & wall covering contractors	107	467	2 612	15	11	1	1	2	—	—	—	—	—	—
235210	Painting & wall covering contractors	107	467	2 612	15	11	1	1	2	—	—	—	—	—	—
2353	Electrical contractors	326	2 918	10 399	29	13	4	8	3	1	—	—	—	—	—
23531	Electrical contractors	326	2 918	10 399	29	13	4	8	3	1	—	—	—	—	—
235310	Electrical contractors	326	2 918	10 399	29	13	4	8	3	1	—	—	—	—	—
2354	Masonry, drywall, insulation, tile contractors	180	532	2 331	24	19	2	—	2	1	—	—	—	—	—
23541	Masonry & stone contractors	153	428	1 993	18	14	2	—	1	1	—	—	—	—	—
235410	Masonry & stone contractors	153	428	1 993	18	14	2	—	1	1	—	—	—	—	—
2355	Carpentry & floor contractors	102	475	2 098	20	14	5	—	1	—	—	—	—	—	—
2356	Roofing, siding, & sheet metal contractors	189	617	3 854	19	11	5	1	1	1	—	—	—	—	—
23561	Roofing, siding, & sheet metal contractors	189	617	3 854	19	11	5	1	1	1	—	—	—	—	—
235610	Roofing, siding, & sheet metal contractors	189	617	3 854	19	11	5	1	1	1	—	—	—	—	—
2357	Concrete contractors	115	506	3 053	14	5	5	3	1	—	—	—	—	—	—
23571	Concrete contractors	115	506	3 053	14	5	5	3	1	—	—	—	—	—	—
235710	Concrete contractors	115	506	3 053	14	5	5	3	1	—	—	—	—	—	—
2359	Other special trade contractors	175	975	4 776	29	19	3	4	3	—	—	—	—	—	—
23599	All other special trade contractors	117	627	3 030	17	11	2	2	2	—	—	—	—	—	—
235990	All other special trade contractors	117	627	3 030	17	11	2	2	2	—	—	—	—	—	—
<b>31-33</b>	<b>Manufacturing</b>	<b>8 375</b>	<b>70 253</b>	<b>304 385</b>	<b>100</b>	<b>19</b>	<b>17</b>	<b>14</b>	<b>16</b>	<b>8</b>	<b>17</b>	<b>6</b>	<b>3</b>	—	—
311	Food mfg	663	5 965	27 120	6	1	—	1	2	—	1	1	—	—	—
3111	Animal food mfg	(C)	(D)	(D)	1	—	—	—	—	—	1	—	—	—	—
31111	Animal food mfg	(C)	(D)	(D)	1	—	—	—	—	—	1	—	—	—	—
3118	Bakeries & tortilla mfg	(E)	(D)	(D)	3	—	—	1	1	—	—	1	—	—	—
31181	Bread & bakery product mfg	(E)	(D)	(D)	3	—	—	1	1	—	—	1	—	—	—
312	Beverage & tobacco product mfg	152	865	3 038	4	—	1	1	—	2	—	—	—	—	—
315	Apparel manufacturing	596	3 395	12 962	4	1	—	—	—	—	2	1	—	—	—
3152	Cut & sew apparel mfg	(E)	(D)	(D)	3	1	—	—	—	—	1	1	—	—	—
31521	Cut & sew apparel contractors	(C)	(D)	(D)	2	1	—	—	—	—	1	—	—	—	—
31522	Men's, boys' cut & sew apparel mfg	(E)	(D)	(D)	1	—	—	—	—	—	—	1	—	—	—
3159	Apparel accessories & other apparel mfg	(C)	(D)	(D)	1	—	—	—	—	—	1	—	—	—	—
31599	Apparel accessories & other apparel mfg	(C)	(D)	(D)	1	—	—	—	—	—	1	—	—	—	—
321	Wood product mfg	287	1 319	5 665	10	3	—	4	1	1	1	—	—	—	—
3219	Other wood product mfg	(E)	(D)	(D)	8	3	—	2	1	1	1	—	—	—	—
32191	Millwork	(C)	(D)	(D)	2	—	—	—	—	1	1	—	—	—	—
322	Paper mfg	667	5 919	24 807	4	—	—	—	—	—	4	—	—	—	—
3222	Converted paper product mfg	667	5 919	24 807	4	—	—	—	—	—	4	—	—	—	—
32221	Paperboard container mfg	(F)	(D)	(D)	3	—	—	—	—	—	3	—	—	—	—
32229	Other converted paper product mfg	(C)	(D)	(D)	1	—	—	—	—	—	1	—	—	—	—
323	Printing & related support activities	258	1 933	7 975	11	4	3	2	1	—	1	—	—	—	—
3231	Printing & related support activities	258	1 933	7 975	11	4	3	2	1	—	1	—	—	—	—
32311	Printing	258	1 933	7 975	11	4	3	2	1	—	1	—	—	—	—
325	Chemical mfg	(F)	(D)	(D)	3	1	—	—	—	1	—	1	—	—	—
3256	Soap, cleaners & toilet preparation mfg	(E)	(D)	(D)	1	—	—	—	—	—	—	1	—	—	—
32561	Soap & cleaning compound mfg	(E)	(D)	(D)	1	—	—	—	—	—	—	1	—	—	—

Note: Employment-size classes are indicated as follows: A—0 to 19; B—20 to 99; C—100 to 249; E—250 to 499; F—500 to 999; G—1,000 to 2,499; H—2,500 to 4,999; I—5,000 to 9,999; J—10,000 to 24,999; K—25,000 to 49,999; L—50,000 to 99,999; M—100,000 or more.

**Table 6. Counties—Employees, Payroll, and Establishments by Industry: 1999—Con.**

[Excludes most government employees, railroad employees, and self-employed persons. Size class 1 to 4 includes establishments with payroll, but no employees, during mid-March pay period. (D) denotes figures withheld to avoid disclosing data for individual companies; the data are included in broader industry totals. Detailed industries with 100 or more employees are shown if industry was not a (D). For explanation of terms, abbreviations, and data reliability/comparability, see introductory text]

NAICS code	Industry	Number of employees for week including March 12	Payroll (\$1,000)		Total number of establishments	Number of establishments by employment-size class									
			First quarter	Annual		1 to 4	5 to 9	10 to 19	20 to 49	50 to 99	100 to 249	250 to 499	500 to 999	1,000 or more	
<b>WARREN—Con.</b>															
<b>31-33 Manufacturing—Con.</b>															
326	Plastics & rubber products mfg .....	816	6 521	27 961	10	1	1	—	3	—	5	—	—	—	
3261	Plastics product mfg .....	(E)	(D)	(D)	7	—	1	—	3	—	3	—	—	—	
32611	Unsupported plastics film, sheet, & bag mfg ..	(C)	(D)	(D)	1	—	—	—	—	—	1	—	—	—	
32619	Other plastics product mfg .....	315	1 864	8 093	5	—	—	—	3	—	2	—	—	—	
326199	All other plastics product mfg .....	315	1 864	8 093	5	—	—	—	3	—	2	—	—	—	
3262	Rubber product mfg .....	(E)	(D)	(D)	3	1	—	—	—	—	2	—	—	—	
32622	Rubber & plastics hoses & belting mfg .....	(C)	(D)	(D)	1	—	—	—	—	—	1	—	—	—	
32629	Other rubber product mfg .....	(C)	(D)	(D)	1	—	—	—	—	—	1	—	—	—	
331	Primary metal mfg .....	(C)	(D)	(D)	1	—	—	—	—	—	1	—	—	—	
3315	Foundries .....	(C)	(D)	(D)	1	—	—	—	—	—	1	—	—	—	
33152	Nonferrous metal foundries .....	(C)	(D)	(D)	1	—	—	—	—	—	1	—	—	—	
332	Fabricated metal product mfg .....	374	3 108	14 602	11	1	4	1	2	2	1	—	—	—	
3326	Spring & wire product mfg .....	(C)	(D)	(D)	1	—	—	—	—	—	1	—	—	—	
33261	Spring & wire product mfg .....	(C)	(D)	(D)	1	—	—	—	—	—	1	—	—	—	
3327	Mach shops, turn prod, screw, nut, bolt mfg ....	128	808	3 712	6	1	3	—	1	1	—	—	—	—	
33272	Turned product & screw, nut & bolt mfg .....	(C)	(D)	(D)	2	—	—	—	1	1	—	—	—	—	
333	Machinery mfg .....	(F)	(D)	(D)	7	3	—	1	1	—	1	—	1	—	
3334	HVAC & commercial refrigeration equipment mfg .....	(F)	(D)	(D)	2	—	—	1	—	—	—	—	1	—	
33341	HVAC & commercial refrigeration equipment mfg .....	(F)	(D)	(D)	2	—	—	1	—	—	—	—	1	—	
3339	Other general purpose machinery mfg .....	(C)	(D)	(D)	2	—	—	—	1	—	1	—	—	—	
33399	All other general purpose machinery mfg .....	(C)	(D)	(D)	2	—	—	—	1	—	1	—	—	—	
336	Transportation equipment mfg .....	1 810	24 735	99 802	9	—	2	—	2	2	—	2	1	—	
3361	Motor vehicle mfg .....	(F)	(D)	(D)	1	—	—	—	—	—	—	—	1	—	
33611	Automobile & light duty motor vehicle mfg ....	(F)	(D)	(D)	1	—	—	—	—	—	—	—	1	—	
3363	Motor vehicle parts mfg .....	(F)	(D)	(D)	6	—	1	—	1	2	—	2	—	—	
33631	Motor vehicle gas engine & engine parts mfg .	(E)	(D)	(D)	3	—	1	—	1	—	—	1	—	—	
33639	Other motor vehicle parts mfg .....	(E)	(D)	(D)	2	—	—	—	—	1	—	1	—	—	
337	Furniture & related product mfg .....	1 102	5 235	25 476	8	1	3	1	1	—	—	1	1	—	
3371	HH & institutional furniture & kitchen cabinet mfg .....	(F)	(D)	(D)	5	1	2	1	—	—	—	—	1	—	
33712	Household & institutional furniture mfg .....	(F)	(D)	(D)	3	1	—	1	—	—	—	—	1	—	
3372	Office furniture (including fixtures) mfg .....	(E)	(D)	(D)	2	—	1	—	—	—	—	1	—	—	
33721	Office furniture (including fixtures) mfg .....	(E)	(D)	(D)	2	—	1	—	—	—	—	1	—	—	
<b>42</b>	<b>Wholesale trade .....</b>	<b>2 241</b>	<b>15 280</b>	<b>68 153</b>	<b>152</b>	<b>59</b>	<b>33</b>	<b>37</b>	<b>15</b>	<b>4</b>	<b>4</b>	—	—	—	
421	Wholesale trade, durable goods .....	1 155	7 192	32 222	96	42	22	23	6	1	2	—	—	—	
4211	Motor vehicle, motor vehicle pt & supply whsle .	465	2 576	10 847	10	4	1	1	1	1	2	—	—	—	
42112	Motor vehicle supplies & new parts whsle ....	326	2 095	8 774	6	3	1	—	—	—	2	—	—	—	
421120	Motor vehicle supplies & new parts whsle ..	326	2 095	8 774	6	3	1	—	—	—	2	—	—	—	
4213	Lumber & other construction materials whsle ...	105	709	3 167	8	1	2	5	—	—	—	—	—	—	
4214	Professional & commercial equip & supp whsle .	139	908	3 738	17	6	6	4	1	—	—	—	—	—	
4218	Machinery, equipment & supplies whsle .....	292	2 125	10 048	31	11	9	8	3	—	—	—	—	—	
422	Wholesale trade, nondurable goods .....	1 086	8 088	35 931	56	17	11	14	9	3	2	—	—	—	
4224	Grocery & related product whsle .....	301	2 229	9 869	8	1	3	1	1	1	—	—	—	—	
42249	Other grocery & related products whsle .....	(C)	(D)	(D)	4	—	1	1	—	—	1	—	—	—	
4225	Farm product raw material whsle .....	137	285	1 159	8	—	1	4	3	—	—	—	—	—	
4229	Miscellaneous nondurable goods whsle .....	302	2 172	10 536	11	5	3	—	1	1	—	—	—	—	
42294	Tobacco & tobacco product whsle .....	(C)	(D)	(D)	1	—	—	—	—	—	1	—	—	—	
<b>44-45</b>	<b>Retail trade .....</b>	<b>7 111</b>	<b>27 603</b>	<b>117 097</b>	<b>534</b>	<b>187</b>	<b>166</b>	<b>110</b>	<b>51</b>	<b>11</b>	<b>7</b>	<b>1</b>	<b>1</b>	—	
441	Motor vehicle & parts dealers .....	788	5 253	22 166	56	17	14	16	5	4	—	—	—	—	
4411	Automobile dealers .....	504	3 666	15 703	25	9	6	1	5	4	—	—	—	—	
44111	New car dealers .....	468	3 471	14 797	14	2	3	—	5	4	—	—	—	—	
441110	New car dealers .....	468	3 471	14 797	14	2	3	—	5	4	—	—	—	—	
4413	Automotive parts, accessories & tire stores .....	230	1 222	5 112	25	7	6	12	—	—	—	—	—	—	
44131	Automotive parts, accessories & tire stores ...	128	648	2 539	15	5	3	7	—	—	—	—	—	—	
441310	Automotive parts, accessories & tire stores ...	128	648	2 539	15	5	3	7	—	—	—	—	—	—	
44132	Tire dealers .....	102	574	2 573	10	2	3	5	—	—	—	—	—	—	
441320	Tire dealers .....	102	574	2 573	10	2	3	5	—	—	—	—	—	—	
442	Furniture & home furnishing stores .....	260	1 083	4 541	37	16	9	10	2	—	—	—	—	—	
4421	Furniture stores .....	152	658	2 702	16	4	4	6	2	—	—	—	—	—	
44211	Furniture stores .....	152	658	2 702	16	4	4	6	2	—	—	—	—	—	
442110	Furniture stores .....	152	658	2 702	16	4	4	6	2	—	—	—	—	—	
4422	Home furnishings stores .....	108	425	1 839	21	12	5	4	—	—	—	—	—	—	
443	Electronics & appliance stores .....	226	1 048	3 876	25	11	6	5	2	1	—	—	—	—	
4431	Electronics & appliance stores .....	226	1 048	3 876	25	11	6	5	2	1	—	—	—	—	
44311	Appliance, TV & all other electronics stores .	174	812	3 135	17	7	4	4	1	1	—	—	—	—	
443112	Radio, television & other electronics stores .	125	545	2 094	11	4	2	4	—	1	—	—	—	—	
444	Bldg material & garden equip & supp dealers .....	691	3 848	17 092	53	15	13	20	3	1	1	—	—	—	
4441	Building material & supplies dealers .....	536	3 181	13 910	35	9	9	13	2	1	1	—	—	—	
44411	Home centers .....	(C)	(D)	(D)	1	—	—	—	—	—	1	—	—	—	
44419	Other building material dealers .....	333	2 345	10 238	25	4	5	13	2	1	—	—	—	—	
444190	Other building material dealers .....	333	2 345	10 238	25	4	5	13	2	1	—	—	—	—	
4442	Lawn & garden equip & supplies stores .....	155	667	3 182	18	6	4	7	1	—	—	—	—	—	

Note: Employment-size classes are indicated as follows: A—0 to 19; B—20 to 99; C—100 to 249; E—250 to 499; F—500 to 999; G—1,000 to 2,499; H—2,500 to 4,999; I—5,000 to 9,999; J—10,000 to 24,999; K—25,000 to 49,999; L—50,000 to 99,999; M—100,000 or more.



**Table 6. Counties—Employees, Payroll, and Establishments by Industry: 1999—Con.**

[Excludes most government employees, railroad employees, and self-employed persons. Size class 1 to 4 includes establishments with payroll, but no employees, during mid-March pay period. (D) denotes figures withheld to avoid disclosing data for individual companies; the data are included in broader industry totals. Detailed industries with 100 or more employees are shown if industry was not a (D). For explanation of terms, abbreviations, and data reliability/comparability, see introductory text]

NAICS code	Industry	Number of employees for week including March 12	Payroll (\$1,000)		Total number of establishments	Number of establishments by employment-size class									
			First quarter	Annual		1 to 4	5 to 9	10 to 19	20 to 49	50 to 99	100 to 249	250 to 499	500 to 999	1,000 or more	
<b>WARREN—Con.</b>															
<b>44-45 Retail trade—Con.</b>															
445	Food & beverage stores .....	1 101	3 153	13 684	52	20	11	10	7	1	3	—	—	—	
4451	Grocery stores .....	982	2 762	11 928	33	12	4	6	7	1	3	—	—	—	
44511	Grocery (except convenience) stores .....	961	2 731	11 754	26	7	3	5	7	1	3	—	—	—	
445110	Grocery (except convenience) stores .....	961	2 731	11 754	26	7	3	5	7	1	3	—	—	—	
4453	Beer, wine & liquor stores .....	108	334	1 521	15	5	6	4	—	—	—	—	—	—	
44531	Beer, wine & liquor stores .....	108	334	1 521	15	5	6	4	—	—	—	—	—	—	
445310	Beer, wine & liquor stores .....	108	334	1 521	15	5	6	4	—	—	—	—	—	—	
446	Health & personal care stores .....	338	1 724	7 082	42	15	17	7	3	—	—	—	—	—	
4461	Health & personal care stores .....	338	1 724	7 082	42	15	17	7	3	—	—	—	—	—	
44611	Pharmacies & drug stores .....	190	1 151	4 811	17	3	8	3	3	—	—	—	—	—	
446110	Pharmacies & drug stores .....	190	1 151	4 811	17	3	8	3	3	—	—	—	—	—	
447	Gasoline stations .....	677	1 951	8 384	63	15	27	12	8	1	—	—	—	—	
4471	Gasoline stations .....	677	1 951	8 384	63	15	27	12	8	1	—	—	—	—	
44711	Gasoline stations with convenience stores .....	519	1 485	6 453	48	9	21	10	8	—	—	—	—	—	
447110	Gasoline stations with convenience stores .....	519	1 485	6 453	48	9	21	10	8	—	—	—	—	—	
44719	Other gasoline stations .....	158	466	1 931	15	6	6	2	—	1	—	—	—	—	
447190	Other gasoline stations .....	158	466	1 931	15	6	6	2	—	1	—	—	—	—	
448	Clothing & clothing accessories stores .....	755	1 867	8 267	87	34	31	15	6	1	—	—	—	—	
4481	Clothing stores .....	521	1 173	5 278	49	20	12	10	6	1	—	—	—	—	
44814	Family clothing stores .....	288	617	2 795	13	3	2	3	4	1	—	—	—	—	
448140	Family clothing stores .....	288	617	2 795	13	3	2	3	4	1	—	—	—	—	
4482	Shoe stores .....	154	405	1 552	20	4	12	4	—	—	—	—	—	—	
44821	Shoe stores .....	154	405	1 552	20	4	12	4	—	—	—	—	—	—	
448210	Shoe stores .....	154	405	1 552	20	4	12	4	—	—	—	—	—	—	
451	Sporting goods, hobby, book & music stores .....	244	640	2 675	22	7	5	4	6	—	—	—	—	—	
4511	Sporting goods, hobby, musical instrument stores .....	142	424	1 806	15	6	4	2	3	—	—	—	—	—	
4512	Book, periodical & music stores .....	102	216	869	7	1	1	2	3	—	—	—	—	—	
452	General merchandise stores .....	1 314	4 556	17 838	21	4	9	—	3	—	3	1	1	—	
4521	Department stores .....	660	1 918	8 198	5	—	—	—	1	—	3	1	—	—	
45211	Department stores .....	660	1 918	8 198	5	—	—	—	1	—	3	1	—	—	
452110	Department stores .....	660	1 918	8 198	5	—	—	—	1	—	3	1	—	—	
4529	Other general merchandise stores .....	654	2 638	9 640	16	4	9	—	2	—	—	—	1	—	
45291	Warehouse clubs & superstores .....	(F)	(D)	(D)	1	—	—	—	—	—	—	—	1	—	
45299	All other general merchandise stores .....	(C)	(D)	(D)	15	4	9	—	2	—	—	—	—	—	
453	Miscellaneous store retailers .....	510	1 669	7 917	64	27	23	10	3	1	—	—	—	—	
4532	Office supplies, stationery & gift stores .....	242	600	2 860	20	6	8	3	2	1	—	—	—	—	
45321	Office supplies & stationery stores .....	128	371	1 897	6	2	2	—	1	1	—	—	—	—	
453210	Office supplies & stationery stores .....	128	371	1 897	6	2	2	—	1	1	—	—	—	—	
45322	Gift, novelty & souvenir stores .....	114	229	963	14	4	6	3	1	—	—	—	—	—	
453220	Gift, novelty & souvenir stores .....	114	229	963	14	4	6	3	1	—	—	—	—	—	
4539	Other miscellaneous store retailers .....	167	804	3 931	27	13	9	5	—	—	—	—	—	—	
454	Nonstore retailers .....	207	811	3 575	12	6	1	1	3	1	—	—	—	—	
<b>48-49 Transportation &amp; warehousing</b>															
484	Truck transportation .....	490	3 684	18 556	41	19	6	9	6	1	—	—	—	—	
4841	General freight trucking .....	329	2 463	11 853	25	13	3	3	5	1	—	—	—	—	
48412	General freight trucking, long-distance .....	267	2 156	10 299	17	8	1	3	4	1	—	—	—	—	
484122	General freight trucking, long-distance, LTL .....	221	1 842	8 926	8	1	1	1	4	1	—	—	—	—	
4842	Specialized freight trucking .....	161	1 221	6 703	16	6	3	6	1	—	—	—	—	—	
<b>51 Information</b>															
511	Publishing industries .....	(C)	(D)	(D)	2	1	—	—	—	—	1	—	—	—	
5111	Newspaper, periodical, book, database publishers .....	(C)	(D)	(D)	2	1	—	—	—	—	1	—	—	—	
51111	Newspaper publishers .....	(C)	(D)	(D)	2	1	—	—	—	—	1	—	—	—	
513	Broadcasting & telecommunications .....	332	2 499	10 727	18	8	—	3	5	2	—	—	—	—	
5131	Radio & television broadcasting .....	(C)	(D)	(D)	6	1	—	2	2	1	—	—	—	—	
5133	Telecommunications .....	(C)	(D)	(D)	9	6	—	1	1	1	—	—	—	—	
<b>52 Finance &amp; insurance</b>															
522	Credit intermediation & related activities .....	882	7 514	27 622	73	33	19	11	5	5	—	—	—	—	
5221	Depository credit intermediation .....	738	6 294	22 836	37	6	14	7	5	5	—	—	—	—	
52211	Commercial banking .....	670	5 997	21 532	32	5	12	6	4	5	—	—	—	—	
522110	Commercial banking .....	670	5 997	21 532	32	5	12	6	4	5	—	—	—	—	
5222	Nondepository credit intermediation .....	103	871	3 453	29	23	4	2	—	—	—	—	—	—	
524	Insurance carriers & related activities .....	560	4 894	19 866	66	41	10	6	6	3	—	—	—	—	
5241	Insurance carriers .....	223	1 982	7 725	25	17	3	1	2	2	—	—	—	—	
52411	Direct life, health, medical insurance carriers .....	185	1 538	5 896	9	3	2	—	2	2	—	—	—	—	
5242	Agencies & other insurance related activities .....	337	2 912	12 141	41	24	7	5	4	1	—	—	—	—	
52421	Insurance agencies & brokerages .....	255	2 293	9 678	35	22	6	4	2	1	—	—	—	—	
524210	Insurance agencies & brokerages .....	255	2 293	9 678	35	22	6	4	2	1	—	—	—	—	
<b>53 Real estate &amp; rental &amp; leasing</b>															
531	Real estate .....	257	1 033	4 400	67	46	19	1	1	—	—	—	—	—	
5311	Lessors of real estate .....	129	387	1 635	37	26	10	1	—	—	—	—	—	—	
532	Rental & leasing services .....	163	574	2 264	25	12	10	1	2	—	—	—	—	—	

Note: Employment-size classes are indicated as follows: A—0 to 19; B—20 to 99; C—100 to 249; E—250 to 499; F—500 to 2,499; H—2,500 to 4,999; I—5,000 to 9,999; J—10,000 to 24,999; K—25,000 to 49,999; L—50,000 to 99,999; M—100,000 or more.

**Table 6. Counties—Employees, Payroll, and Establishments by Industry: 1999—Con.**

[Excludes most government employees, railroad employees, and self-employed persons. Size class 1 to 4 includes establishments with payroll, but no employees, during mid-March pay period. (D) denotes figures withheld to avoid disclosing data for individual companies; the data are included in broader industry totals. Detailed industries with 100 or more employees are shown if industry was not a (D). For explanation of terms, abbreviations, and data reliability/comparability, see introductory text]

NAICS code	Industry	Number of employees for week including March 12	Payroll (\$1,000)		Total number of establishments	Number of establishments by employment-size class								
			First quarter	Annual		1 to 4	5 to 9	10 to 19	20 to 49	50 to 99	100 to 249	250 to 499	500 to 999	1,000 or more
<b>WARREN—Con.</b>														
<b>54</b>	<b>Professional, scientific &amp; technical services</b>	<b>1 090</b>	<b>5 283</b>	<b>23 847</b>	<b>170</b>	<b>104</b>	<b>33</b>	<b>24</b>	<b>8</b>	—	<b>1</b>	—	—	—
541	Professional, scientific & technical services	1 090	5 283	23 847	170	104	33	24	8	—	1	—	—	—
5411	Legal services	375	2 068	9 601	55	32	8	12	3	—	—	—	—	—
54111	Offices of lawyers	375	2 068	9 601	55	32	8	12	3	—	—	—	—	—
541110	Offices of lawyers	375	2 068	9 601	55	32	8	12	3	—	—	—	—	—
5412	Accounting, tax prep, bookkeep, payroll services	316	1 252	4 713	33	19	9	1	3	—	1	—	—	—
54121	Accounting, tax prep, bookkeep, payroll services	316	1 252	4 713	33	19	9	1	3	—	1	—	—	—
541211	Offices of certified public accountants	126	832	3 402	14	8	4	—	2	—	—	—	—	—
5413	Architectural, engineering & related services	127	709	3 146	21	11	6	3	1	—	—	—	—	—
5419	Oth professional, scientific, technical services	175	641	3 354	25	13	4	7	1	—	—	—	—	—
54194	Veterinary services	109	358	1 864	10	1	3	6	—	—	—	—	—	—
541940	Veterinary services	109	358	1 864	10	1	3	6	—	—	—	—	—	—
<b>55</b>	<b>Management of companies &amp; enterprises</b>	<b>1 253</b>	<b>16 287</b>	<b>75 048</b>	<b>19</b>	<b>2</b>	<b>2</b>	<b>4</b>	<b>6</b>	<b>2</b>	<b>2</b>	<b>1</b>	—	—
551	Management of companies & enterprises	1 253	16 287	75 048	19	2	2	4	6	2	2	1	—	—
5511	Management of companies & enterprises	1 253	16 287	75 048	19	2	2	4	6	2	2	1	—	—
55111	Management of companies & enterprises	1 253	16 287	75 048	19	2	2	4	6	2	2	1	—	—
<b>56</b>	<b>Admin, support, waste mgt, remediation services</b>	<b>1 587</b>	<b>6 222</b>	<b>32 966</b>	<b>117</b>	<b>53</b>	<b>26</b>	<b>20</b>	<b>9</b>	<b>8</b>	<b>1</b>	—	—	—
561	Administrative & support services	(G)	(D)	(D)	114	52	26	19	9	7	1	—	—	—
5613	Employment services	700	2 422	16 157	16	2	1	2	6	4	1	—	—	—
56131	Employment placement agencies	(C)	(D)	(D)	4	2	—	—	—	2	—	—	—	—
56132	Temporary help services	475	1 383	10 508	10	—	1	1	6	1	1	—	—	—
561320	Temporary help services	475	1 383	10 508	10	—	1	1	6	1	1	—	—	—
5614	Business support services	169	771	3 118	13	6	2	4	—	1	—	—	—	—
5617	Services to buildings & dwellings	486	1 485	6 675	60	32	14	10	2	2	—	—	—	—
56172	Janitorial services	346	959	3 833	30	13	7	6	2	2	—	—	—	—
561720	Janitorial services	346	959	3 833	30	13	7	6	2	2	—	—	—	—
<b>61</b>	<b>Educational services</b>	<b>156</b>	<b>383</b>	<b>1 683</b>	<b>14</b>	<b>10</b>	—	<b>2</b>	<b>1</b>	<b>1</b>	—	—	—	—
611	Educational services	156	383	1 683	14	10	—	2	1	1	—	—	—	—
6111	Elementary & secondary schools	133	281	1 185	4	1	—	1	1	1	—	—	—	—
61111	Elementary & secondary schools	133	281	1 185	4	1	—	1	1	1	—	—	—	—
611110	Elementary & secondary schools	133	281	1 185	4	1	—	1	1	1	—	—	—	—
<b>62</b>	<b>Health care and social assistance</b>	<b>6 382</b>	<b>37 372</b>	<b>168 454</b>	<b>255</b>	<b>127</b>	<b>48</b>	<b>40</b>	<b>23</b>	<b>5</b>	<b>7</b>	<b>2</b>	<b>2</b>	<b>1</b>
621	Ambulatory health care services	2 175	16 304	78 095	185	105	40	24	12	1	1	1	1	—
6211	Offices of physicians	1 239	11 287	56 028	83	50	16	11	4	—	—	1	1	—
62111	Offices of physicians	1 239	11 287	56 028	83	50	16	11	4	—	—	1	1	—
621111	Offices of physicians (exc mental health)	1 228	11 216	55 767	76	43	16	11	4	—	—	1	1	—
6212	Offices of dentists	248	1 242	6 191	45	25	14	6	—	—	—	—	—	—
62121	Offices of dentists	248	1 242	6 191	45	25	14	6	—	—	—	—	—	—
621210	Offices of dentists	248	1 242	6 191	45	25	14	6	—	—	—	—	—	—
6213	Offices of other health practitioners	344	2 255	9 454	31	21	6	2	1	—	1	—	—	—
62134	Offices of PT, OT, speech therapy & audiology	(E)	(D)	(D)	5	3	—	—	1	—	1	—	—	—
6214	Outpatient care centers	172	708	3 190	14	5	2	2	5	—	—	—	—	—
62142	Outpatient mental health, substance abuse ctrs	139	557	2 518	7	1	—	1	5	—	—	—	—	—
621420	Outpatient mental health, substance abuse ctrs	139	557	2 518	7	1	—	1	5	—	—	—	—	—
6216	Home health care services	121	502	1 993	5	—	2	1	1	1	—	—	—	—
62161	Home health care services	121	502	1 993	5	—	2	1	1	1	—	—	—	—
621610	Home health care services	121	502	1 993	5	—	2	1	1	1	—	—	—	—
622	Hospitals	2 285	13 629	58 739	3	—	—	—	—	—	1	—	1	1
6221	General medical & surgical hospitals	(G)	(D)	(D)	2	—	—	—	—	—	—	—	1	1
62211	General medical & surgical hospitals	(G)	(D)	(D)	2	—	—	—	—	—	—	—	1	1
6222	Psychiatric & substance abuse hospitals	(C)	(D)	(D)	1	—	—	—	—	—	1	—	—	—
62221	Psychiatric & substance abuse hospitals	(C)	(D)	(D)	1	—	—	—	—	—	1	—	—	—
623	Nursing & residential care facilities	1 068	4 427	19 114	21	6	—	2	5	4	4	—	—	—
6231	Nursing care facilities	761	3 438	14 538	9	—	—	1	1	4	3	—	—	—
62311	Nursing care facilities	761	3 438	14 538	9	—	—	1	1	4	3	—	—	—
623110	Nursing care facilities	761	3 438	14 538	9	—	—	1	1	4	3	—	—	—
6232	Residential mental retardation, health facil	(C)	(D)	(D)	3	1	—	—	1	—	1	—	—	—
62321	Residential mental retardation facilities	(C)	(D)	(D)	2	—	—	—	1	—	1	—	—	—
624	Social assistance	854	3 012	12 506	46	16	8	14	6	—	1	1	—	—
6241	Individual & family services	406	1 229	4 987	15	7	3	3	1	—	—	1	—	—
62419	Other individual & family services	369	1 083	4 455	11	6	2	1	1	—	—	1	—	—
624190	Other individual & family services	369	1 083	4 455	11	6	2	1	1	—	—	1	—	—
6243	Vocational rehabilitation services	138	1 116	4 723	3	1	—	—	1	—	1	—	—	—
62431	Vocational rehabilitation services	138	1 116	4 723	3	1	—	—	1	—	1	—	—	—
624310	Vocational rehabilitation services	138	1 116	4 723	3	1	—	—	1	—	1	—	—	—
6244	Child day care services	259	497	2 036	24	6	5	10	3	—	—	—	—	—
62441	Child day care services	259	497	2 036	24	6	5	10	3	—	—	—	—	—
624410	Child day care services	259	497	2 036	24	6	5	10	3	—	—	—	—	—
<b>71</b>	<b>Arts, entertainment &amp; recreation</b>	<b>328</b>	<b>882</b>	<b>4 176</b>	<b>37</b>	<b>21</b>	<b>6</b>	<b>3</b>	<b>7</b>	—	—	—	—	—
713	Amusement, gambling & recreation industries	230	619	2 912	26	14	5	3	4	—	—	—	—	—
7139	Other amusement & recreation industries	218	599	2 792	23	12	4	3	4	—	—	—	—	—

Note: Employment-size classes are indicated as follows: A—0 to 19; B—20 to 99; C—100 to 249; E—250 to 499; F—500 to 999; G—1,000 to 2,499; H—2,500 to 4,999; I—5,000 to 9,999; J—10,000 to 24,999; K—25,000 to 49,999; L—50,000 to 99,999; M—100,000 or more.

**Table 6. Counties—Employees, Payroll, and Establishments by Industry: 1999—Con.**

[Excludes most government employees, railroad employees, and self-employed persons. Size class 1 to 4 includes establishments with payroll, but no employees, during mid-March pay period. (D) denotes figures withheld to avoid disclosing data for individual companies; the data are included in broader industry totals. Detailed industries with 100 or more employees are shown if industry was not a (D). For explanation of terms, abbreviations, and data reliability/comparability, see introductory text]

NAICS code	Industry	Number of employees for week including March 12	Payroll (\$1,000)		Total number of establishments	Number of establishments by employment-size class								
			First quarter	Annual		1 to 4	5 to 9	10 to 19	20 to 49	50 to 99	100 to 249	250 to 499	500 to 999	1,000 or more
<b>WARREN—Con.</b>														
<b>72</b>	<b>Accommodation &amp; food services</b>	<b>4 199</b>	<b>9 440</b>	<b>42 619</b>	<b>176</b>	<b>37</b>	<b>25</b>	<b>40</b>	<b>52</b>	<b>15</b>	<b>7</b>			
721	Accommodation	468	1 214	5 722	24	8	5	4	5	1	1			
7211	Traveler accommodation	(E)	(D)	(D)	21	5	5	4	5	1	1			
72111	Hotels (exc casino hotels) & motels	(E)	(D)	(D)	21	5	5	4	5	1	1			
722	Food services & drinking places	3 731	8 226	36 897	152	29	20	36	47	14	6			
7221	Full-service restaurants	1 758	4 222	19 581	51	11	5	6	15	9	5			
72211	Full-service restaurants	1 758	4 222	19 581	51	11	5	6	15	9	5			
722110	Full-service restaurants	1 758	4 222	19 581	51	11	5	6	15	9	5			
7222	Limited-service eating places	1 726	3 588	15 492	86	12	10	29	30	5				
72221	Limited-service eating places	1 726	3 588	15 492	86	12	10	29	30	5				
722211	Limited-service restaurants	1 667	3 494	15 084	80	11	8	26	30	5				
7223	Special food services	152	272	1 327	6	3	2				1			
72231	Food service contractors	(C)	(D)	(D)	3	1	1				1			
<b>81</b>	<b>Other services (except public administration)</b>	<b>1 850</b>	<b>6 287</b>	<b>27 696</b>	<b>245</b>	<b>137</b>	<b>53</b>	<b>34</b>	<b>17</b>	<b>2</b>	<b>2</b>			
811	Repair & maintenance	455	2 108	9 216	82	50	18	11	2	1				
8111	Automotive repair & maintenance	304	1 295	5 612	54	34	11	7	1	1				
81111	Automotive mechanical & electrical R&M	146	772	3 244	32	22	6	3	1					
81119	Other automotive R&M	108	274	1 243	9	4	1	3		1				
812	Personal & laundry services	594	2 180	9 789	59	30	12	11	4	1	1			
8121	Personal care services	186	599	2 483	28	16	6	4	2					
81211	Hair, nail & skin care services	118	475	1 979	21	13	3	4	1					
8123	Drycleaning & laundry services	354	1 378	5 987	19	7	2	6	2	1	1			
81232	Drycleaning & laundry services (exc coin-op)	108	327	1 369	10	3	1	5	1					
812320	Drycleaning & laundry services (exc coin-op)	108	327	1 369	10	3	1	5	1					
81233	Linen & uniform supply	(C)	(D)	(D)	2					1	1			
813	Religious, grantmaking, civic, prof & like organizations	801	1 999	8 691	104	57	23	12	11		1			
8131	Religious organizations	567	1 280	5 304	59	29	12	8	9		1			
81311	Religious organizations	567	1 280	5 304	59	29	12	8	9		1			
813110	Religious organizations	567	1 280	5 304	59	29	12	8	9		1			
<b>95</b>	<b>Auxiliaries (exc corporate, subsidiary &amp; regional mgt)</b>	<b>560</b>	<b>2 487</b>	<b>15 360</b>	<b>10</b>	<b>3</b>	<b>2</b>	<b>1</b>	<b>1</b>	<b>2</b>		<b>1</b>		
<b>99</b>	<b>Unclassified establishments</b>	<b>(B)</b>	<b>(D)</b>	<b>(D)</b>	<b>21</b>	<b>20</b>			<b>1</b>					
<b>WASHINGTON</b>														
	<b>Total</b>	<b>2 418</b>	<b>11 446</b>	<b>50 227</b>	<b>218</b>	<b>120</b>	<b>45</b>	<b>27</b>	<b>15</b>	<b>7</b>	<b>4</b>			
<b>11</b>	<b>Forestry, fishing, hunting, and agriculture support</b>	<b>(B)</b>	<b>(D)</b>	<b>(D)</b>	<b>1</b>				<b>1</b>					
<b>21</b>	<b>Mining</b>	<b>(B)</b>	<b>(D)</b>	<b>(D)</b>	<b>1</b>				<b>1</b>					
<b>22</b>	<b>Utilities</b>	<b>(A)</b>	<b>(D)</b>	<b>(D)</b>	<b>2</b>	<b>2</b>								
<b>23</b>	<b>Construction</b>	<b>236</b>	<b>1 154</b>	<b>7 045</b>	<b>31</b>	<b>20</b>	<b>6</b>	<b>2</b>	<b>2</b>	<b>1</b>				
235	Special trade contractors	117	457	2 231	15	8	5	1		1				
<b>31-33</b>	<b>Manufacturing</b>	<b>719</b>	<b>5 106</b>	<b>21 232</b>	<b>15</b>	<b>6</b>	<b>1</b>	<b>1</b>	<b>1</b>	<b>3</b>	<b>3</b>			
311	Food mfg	(C)	(D)	(D)	2	1					1			
3115	Dairy product mfg	(C)	(D)	(D)	2	1					1			
31151	Dairy product (exc frozen) mfg	(C)	(D)	(D)	2	1					1			
314	Textile product mills	(C)	(D)	(D)	1						1			
3141	Textile furnishings mills	(C)	(D)	(D)	1						1			
31411	Carpet & rug mills	(C)	(D)	(D)	1						1			
326	Plastics & rubber products mfg	242	1 597	5 375	5	2			1	1	1			
3261	Plastics product mfg	(C)	(D)	(D)	4	2			1	1				
3262	Rubber product mfg	(C)	(D)	(D)	1						1			
32629	Other rubber product mfg	(C)	(D)	(D)	1						1			
<b>42</b>	<b>Wholesale trade</b>	<b>106</b>	<b>514</b>	<b>1 739</b>	<b>12</b>	<b>5</b>	<b>2</b>	<b>3</b>	<b>2</b>					
<b>44-45</b>	<b>Retail trade</b>	<b>310</b>	<b>965</b>	<b>3 994</b>	<b>43</b>	<b>19</b>	<b>11</b>	<b>12</b>	<b>1</b>					
<b>48-49</b>	<b>Transportation &amp; warehousing</b>	<b>58</b>	<b>205</b>	<b>919</b>	<b>11</b>	<b>5</b>	<b>5</b>	<b>1</b>						
<b>51</b>	<b>Information</b>	<b>12</b>	<b>99</b>	<b>311</b>	<b>3</b>	<b>2</b>	<b>1</b>							
<b>52</b>	<b>Finance &amp; insurance</b>	<b>75</b>	<b>481</b>	<b>1 977</b>	<b>11</b>	<b>7</b>	<b>3</b>		<b>1</b>					
<b>53</b>	<b>Real estate &amp; rental &amp; leasing</b>	<b>6</b>	<b>12</b>	<b>88</b>	<b>5</b>	<b>5</b>								
<b>54</b>	<b>Professional, scientific &amp; technical services</b>	<b>40</b>	<b>146</b>	<b>664</b>	<b>14</b>	<b>11</b>	<b>3</b>							
<b>55</b>	<b>Management of companies &amp; enterprises</b>	<b>(A)</b>	<b>(D)</b>	<b>(D)</b>	<b>1</b>			<b>1</b>						
<b>56</b>	<b>Admin, support, waste mgt, remediation services</b>	<b>55</b>	<b>247</b>	<b>1 247</b>	<b>9</b>	<b>3</b>	<b>5</b>	<b>1</b>						
<b>61</b>	<b>Educational services</b>	<b>(B)</b>	<b>(D)</b>	<b>(D)</b>	<b>2</b>	<b>1</b>				<b>1</b>				
<b>62</b>	<b>Health care and social assistance</b>	<b>239</b>	<b>925</b>	<b>4 178</b>	<b>17</b>	<b>7</b>	<b>5</b>	<b>3</b>		<b>2</b>				
623	Nursing & residential care facilities	(C)	(D)	(D)	2					2				
6231	Nursing care facilities	(C)	(D)	(D)	2					2				
62311	Nursing care facilities	(C)	(D)	(D)	2					2				

Note: Employment-size classes are indicated as follows: A—0 to 19; B—20 to 99; C—100 to 249; E—250 to 499; F—500 to 999; G—1,000 to 2,499; H—2,500 to 4,999; I—5,000 to 9,999; J—10,000 to 24,999; K—25,000 to 49,999; L—50,000 to 99,999; M—100,000 or more.

**Table 6. Counties—Employees, Payroll, and Establishments by Industry: 1999—Con.**

[Excludes most government employees, railroad employees, and self-employed persons. Size class 1 to 4 includes establishments with payroll, but no employees, during mid-March pay period. (D) denotes figures withheld to avoid disclosing data for individual companies; the data are included in broader industry totals. Detailed industries with 100 or more employees are shown if industry was not a (D). For explanation of terms, abbreviations, and data reliability/comparability, see introductory text]

NAICS code	Industry	Number of employees for week including March 12	Payroll (\$1,000)		Total number of establishments	Number of establishments by employment-size class									
			First quarter	Annual		1 to 4	5 to 9	10 to 19	20 to 49	50 to 99	100 to 249	250 to 499	500 to 999	1,000 or more	
<b>WASHINGTON—Con.</b>															
<b>72</b>	<b>Accommodation &amp; food services</b> .....	<b>130</b>	<b>239</b>	<b>1 038</b>	<b>10</b>	<b>3</b>	<b>1</b>	<b>3</b>	<b>3</b>	—	—	—	—	—	
722	Food services & drinking places .....	(C)	(D)	(D)	8	1	1	3	3	—	—	—	—	—	
<b>81</b>	<b>Other services (except public administration)</b> .....	<b>295</b>	<b>647</b>	<b>2 931</b>	<b>30</b>	<b>24</b>	<b>2</b>	—	<b>3</b>	—	<b>1</b>	—	—	—	
813	Religious, grantmaking, civic, prof & like organizations .....	254	513	2 278	22	17	2	—	2	—	1	—	—	—	
8131	Religious organizations .....	244	453	1 957	19	15	1	—	2	—	1	—	—	—	
81311	Religious organizations .....	244	453	1 957	19	15	1	—	2	—	1	—	—	—	
813110	Religious organizations .....	244	453	1 957	19	15	1	—	2	—	1	—	—	—	
<b>WAYNE</b>															
	<b>Total</b> .....	<b>4 360</b>	<b>17 245</b>	<b>76 415</b>	<b>308</b>	<b>178</b>	<b>46</b>	<b>40</b>	<b>25</b>	<b>9</b>	<b>8</b>	<b>2</b>	—	—	
<b>11</b>	<b>Forestry, fishing, hunting, and agriculture support</b> .....	<b>22</b>	<b>51</b>	<b>274</b>	<b>4</b>	<b>1</b>	<b>3</b>	—	—	—	—	—	—	—	
<b>22</b>	<b>Utilities</b> .....	<b>(A)</b>	<b>(D)</b>	<b>(D)</b>	<b>1</b>	—	<b>1</b>	—	—	—	—	—	—	—	
<b>23</b>	<b>Construction</b> .....	<b>124</b>	<b>395</b>	<b>2 149</b>	<b>22</b>	<b>17</b>	<b>1</b>	<b>2</b>	<b>2</b>	—	—	—	—	—	
235	Special trade contractors .....	116	379	2 035	18	13	1	2	2	—	—	—	—	—	
<b>31-33</b>	<b>Manufacturing</b> .....	<b>2 057</b>	<b>8 496</b>	<b>39 005</b>	<b>35</b>	<b>7</b>	<b>3</b>	<b>11</b>	<b>2</b>	<b>5</b>	<b>5</b>	<b>2</b>	—	—	
315	Apparel manufacturing .....	(C)	(D)	(D)	2	—	—	—	1	—	1	—	—	—	
3152	Cut & sew apparel mfg .....	(C)	(D)	(D)	2	—	—	—	1	—	1	—	—	—	
31521	Cut & sew apparel contractors .....	(C)	(D)	(D)	1	—	—	—	—	—	1	—	—	—	
321	Wood product mfg .....	579	2 463	10 283	12	2	1	4	—	3	2	—	—	—	
3211	Sawmills & wood preservation .....	(C)	(D)	(D)	6	2	1	2	—	1	—	—	—	—	
32111	Sawmills & wood preservation .....	(C)	(D)	(D)	6	2	1	2	—	1	—	—	—	—	
3219	Other wood product mfg .....	419	1 922	7 934	5	—	—	2	—	1	2	—	—	—	
32191	Millwork .....	419	1 922	7 934	5	—	—	2	—	1	2	—	—	—	
335	Electrical equip, appliance & component mfg .....	(E)	(D)	(D)	1	—	—	—	—	—	—	1	—	—	
3359	Other electrical equipment & component mfg .....	(E)	(D)	(D)	1	—	—	—	—	—	—	1	—	—	
33592	Communication & energy wire & cable mfg .....	(E)	(D)	(D)	1	—	—	—	—	—	—	1	—	—	
336	Transportation equipment mfg .....	484	1 773	8 524	6	1	—	1	1	1	2	—	—	—	
3366	Ship & boat building .....	484	1 773	8 524	6	1	—	1	1	1	2	—	—	—	
33661	Ship & boat building .....	484	1 773	8 524	6	1	—	1	1	1	2	—	—	—	
337	Furniture & related product mfg .....	(E)	(D)	(D)	5	2	1	1	—	—	—	1	—	—	
3371	HH & institutional furniture & kitchen cabinet mfg .....	(E)	(D)	(D)	5	2	1	1	—	—	—	1	—	—	
33711	Wood kitchen cabinet & countertop mfg .....	(E)	(D)	(D)	5	2	1	1	—	—	—	1	—	—	
<b>42</b>	<b>Wholesale trade</b> .....	<b>121</b>	<b>381</b>	<b>1 558</b>	<b>12</b>	<b>3</b>	<b>4</b>	<b>3</b>	<b>2</b>	—	—	—	—	—	
<b>44-45</b>	<b>Retail trade</b> .....	<b>675</b>	<b>2 225</b>	<b>9 214</b>	<b>73</b>	<b>48</b>	<b>8</b>	<b>7</b>	<b>7</b>	<b>2</b>	<b>1</b>	—	—	—	
445	Food & beverage stores .....	213	572	2 234	13	7	—	2	2	2	—	—	—	—	
4451	Grocery stores .....	213	572	2 234	13	7	—	2	2	2	—	—	—	—	
44511	Grocery (except convenience) stores .....	(C)	(D)	(D)	11	5	—	2	2	2	—	—	—	—	
452	General merchandise stores .....	175	637	2 449	4	1	1	—	1	—	1	—	—	—	
4521	Department stores .....	(C)	(D)	(D)	1	—	—	—	—	—	1	—	—	—	
45211	Department stores .....	(C)	(D)	(D)	1	—	—	—	—	—	1	—	—	—	
<b>48-49</b>	<b>Transportation &amp; warehousing</b> .....	<b>18</b>	<b>62</b>	<b>279</b>	<b>7</b>	<b>5</b>	<b>2</b>	—	—	—	—	—	—	—	
<b>51</b>	<b>Information</b> .....	<b>54</b>	<b>228</b>	<b>1 033</b>	<b>10</b>	<b>5</b>	<b>3</b>	<b>2</b>	—	—	—	—	—	—	
<b>52</b>	<b>Finance &amp; insurance</b> .....	<b>130</b>	<b>979</b>	<b>3 820</b>	<b>18</b>	<b>11</b>	<b>3</b>	<b>3</b>	<b>1</b>	—	—	—	—	—	
522	Credit intermediation & related activities .....	102	670	2 801	9	4	1	3	1	—	—	—	—	—	
<b>53</b>	<b>Real estate &amp; rental &amp; leasing</b> .....	<b>11</b>	<b>54</b>	<b>213</b>	<b>3</b>	<b>2</b>	<b>1</b>	—	—	—	—	—	—	—	
<b>54</b>	<b>Professional, scientific &amp; technical services</b> .....	<b>(B)</b>	<b>(D)</b>	<b>(D)</b>	<b>17</b>	<b>15</b>	<b>2</b>	—	—	—	—	—	—	—	
<b>56</b>	<b>Admin, support, waste mgt, remediation services</b> .....	<b>37</b>	<b>123</b>	<b>492</b>	<b>6</b>	<b>3</b>	<b>1</b>	<b>2</b>	—	—	—	—	—	—	
<b>61</b>	<b>Educational services</b> .....	<b>(A)</b>	<b>(D)</b>	<b>(D)</b>	<b>3</b>	<b>1</b>	<b>2</b>	—	—	—	—	—	—	—	
<b>62</b>	<b>Health care and social assistance</b> .....	<b>433</b>	<b>2 355</b>	<b>9 693</b>	<b>32</b>	<b>15</b>	<b>10</b>	<b>2</b>	<b>3</b>	<b>1</b>	<b>1</b>	—	—	—	
621	Ambulatory health care services .....	190	1 168	5 181	20	10	6	1	3	—	—	—	—	—	
622	Hospitals .....	(C)	(D)	(D)	1	—	—	—	—	—	1	—	—	—	
6221	General medical & surgical hospitals .....	(C)	(D)	(D)	1	—	—	—	—	—	1	—	—	—	
62211	General medical & surgical hospitals .....	(C)	(D)	(D)	1	—	—	—	—	—	1	—	—	—	
<b>71</b>	<b>Arts, entertainment &amp; recreation</b> .....	<b>7</b>	<b>18</b>	<b>143</b>	<b>6</b>	<b>6</b>	—	—	—	—	—	—	—	—	
<b>72</b>	<b>Accommodation &amp; food services</b> .....	<b>413</b>	<b>741</b>	<b>3 453</b>	<b>20</b>	<b>4</b>	—	<b>7</b>	<b>8</b>	<b>1</b>	—	—	—	—	
722	Food services & drinking places .....	355	588	2 550	13	—	—	5	7	1	—	—	—	—	
7222	Limited-service eating places .....	260	436	1 896	10	—	—	5	4	1	—	—	—	—	
72221	Limited-service eating places .....	260	436	1 896	10	—	—	5	4	1	—	—	—	—	
722211	Limited-service restaurants .....	260	436	1 896	10	—	—	5	4	1	—	—	—	—	
<b>81</b>	<b>Other services (except public administration)</b> .....	<b>199</b>	<b>874</b>	<b>3 799</b>	<b>38</b>	<b>34</b>	<b>2</b>	<b>1</b>	—	—	<b>1</b>	—	—	—	
811	Repair & maintenance .....	140	667	2 826	14	13	—	—	—	—	1	—	—	—	
8114	Personal & household goods R&M .....	(C)	(D)	(D)	1	—	—	—	—	—	1	—	—	—	
81149	Other personal & household goods R&M .....	(C)	(D)	(D)	1	—	—	—	—	—	1	—	—	—	

Note: Employment-size classes are indicated as follows: A—0 to 19; B—20 to 99; C—100 to 249; E—250 to 499; F—500 to 999; G—1,000 to 2,499; H—2,500 to 4,999; I—5,000 to 9,999; J—10,000 to 24,999; K—25,000 to 49,999; L—50,000 to 99,999; M—100,000 or more.

**Table 6. Counties—Employees, Payroll, and Establishments by Industry: 1999—Con.**

[Excludes most government employees, railroad employees, and self-employed persons. Size class 1 to 4 includes establishments with payroll, but no employees, during mid-March pay period. (D) denotes figures withheld to avoid disclosing data for individual companies; the data are included in broader industry totals. Detailed industries with 100 or more employees are shown if industry was not a (D). For explanation of terms, abbreviations, and data reliability/comparability, see introductory text]

NAICS code	Industry	Number of employees for week including March 12	Payroll (\$1,000)		Total number of establishments	Number of establishments by employment-size class										
			First quarter	Annual		1 to 4	5 to 9	10 to 19	20 to 49	50 to 99	100 to 249	250 to 499	500 to 999	1,000 or more		
<b>99</b>	<b>WAYNE—Con.</b>															
	Unclassified establishments . . . . .	(A)	(D)	(D)	1	1	—	—	—	—	—	—	—	—	—	—
	<b>WEBSTER</b>															
	Total . . . . .	2 957	17 411	74 195	258	149	46	29	23	5	5	1	—	—	—	—
<b>11</b>	<b>Forestry, fishing, hunting, and agriculture support</b> . . . . .	(A)	(D)	(D)	2	2	—	—	—	—	—	—	—	—	—	—
<b>21</b>	<b>Mining</b> . . . . .	474	5 190	22 615	8	4	—	1	—	1	1	1	—	—	—	—
212	Mining (except oil & gas) . . . . .	(E)	(D)	(D)	6	2	—	1	—	1	1	1	—	—	—	—
2121	Coal mining . . . . .	(E)	(D)	(D)	6	2	—	1	—	1	1	1	—	—	—	—
21211	Coal mining . . . . .	(E)	(D)	(D)	6	2	—	1	—	1	1	1	—	—	—	—
<b>22</b>	<b>Utilities</b> . . . . .	(C)	(D)	(D)	4	—	1	—	1	1	1	—	—	—	—	—
221	Utilities . . . . .	(C)	(D)	(D)	4	—	1	—	1	1	1	—	—	—	—	—
2211	Elec pwr generation, transmsn & distribution . . .	(C)	(D)	(D)	4	—	1	—	1	1	1	—	—	—	—	—
22112	Electric pwr transmsn, control & distribution . .	(C)	(D)	(D)	3	—	1	—	1	—	1	—	—	—	—	—
<b>23</b>	<b>Construction</b> . . . . .	125	647	3 484	22	13	4	3	2	—	—	—	—	—	—	—
<b>31-33</b>	<b>Manufacturing</b> . . . . .	852	4 132	16 755	19	3	1	6	4	2	3	—	—	—	—	—
315	Apparel manufacturing . . . . .	(E)	(D)	(D)	2	—	—	—	—	—	2	—	—	—	—	—
3152	Cut & sew apparel mfg . . . . .	(E)	(D)	(D)	2	—	—	—	—	—	2	—	—	—	—	—
31522	Men's, boys' cut & sew apparel mfg . . . . .	(E)	(D)	(D)	2	—	—	—	—	—	2	—	—	—	—	—
326	Plastics & rubber products mfg . . . . .	(C)	(D)	(D)	2	—	—	—	1	1	—	—	—	—	—	—
3261	Plastics product mfg . . . . .	(C)	(D)	(D)	2	—	—	—	1	1	—	—	—	—	—	—
32619	Other plastics product mfg . . . . .	(C)	(D)	(D)	2	—	—	—	1	1	—	—	—	—	—	—
332	Fabricated metal product mfg . . . . .	215	1 514	6 323	5	1	—	2	1	—	1	—	—	—	—	—
3329	Other fabricated metal product mfg . . . . .	(C)	(D)	(D)	1	—	—	—	—	—	1	—	—	—	—	—
33291	Metal valve mfg . . . . .	(C)	(D)	(D)	1	—	—	—	—	—	1	—	—	—	—	—
<b>42</b>	<b>Wholesale trade</b> . . . . .	(A)	(D)	(D)	1	1	—	—	—	—	—	—	—	—	—	—
<b>44-45</b>	<b>Retail trade</b> . . . . .	427	1 418	5 971	56	26	14	12	4	—	—	—	—	—	—	—
445	Food & beverage stores . . . . .	105	277	1 103	8	2	—	5	1	—	—	—	—	—	—	—
4451	Grocery stores . . . . .	105	277	1 103	8	2	—	5	1	—	—	—	—	—	—	—
44511	Grocery (except convenience) stores . . . . .	(C)	(D)	(D)	7	1	—	5	1	—	—	—	—	—	—	—
447	Gasoline stations . . . . .	106	289	1 299	12	5	3	3	1	—	—	—	—	—	—	—
4471	Gasoline stations . . . . .	106	289	1 299	12	5	3	3	1	—	—	—	—	—	—	—
<b>48-49</b>	<b>Transportation &amp; warehousing</b> . . . . .	103	724	2 841	17	11	4	—	2	—	—	—	—	—	—	—
<b>51</b>	<b>Information</b> . . . . .	(A)	(D)	(D)	3	1	2	—	—	—	—	—	—	—	—	—
<b>52</b>	<b>Finance &amp; insurance</b> . . . . .	142	661	2 855	16	9	2	2	3	—	—	—	—	—	—	—
522	Credit intermediation & related activities . . . . .	(C)	(D)	(D)	9	3	1	2	3	—	—	—	—	—	—	—
5221	Depository credit intermediation . . . . .	123	609	2 605	8	2	1	2	3	—	—	—	—	—	—	—
52211	Commercial banking . . . . .	123	609	2 605	8	2	1	2	3	—	—	—	—	—	—	—
522110	Commercial banking . . . . .	123	609	2 605	8	2	1	2	3	—	—	—	—	—	—	—
<b>53</b>	<b>Real estate &amp; rental &amp; leasing</b> . . . . .	(A)	(D)	(D)	6	6	—	—	—	—	—	—	—	—	—	—
<b>54</b>	<b>Professional, scientific &amp; technical services</b> . . . . .	33	96	379	11	9	2	—	—	—	—	—	—	—	—	—
<b>56</b>	<b>Admin, support, waste mgt, remediation services</b> . . . . .	44	108	320	8	5	2	—	1	—	—	—	—	—	—	—
<b>61</b>	<b>Educational services</b> . . . . .	(B)	(D)	(D)	6	3	3	—	—	—	—	—	—	—	—	—
<b>62</b>	<b>Health care and social assistance</b> . . . . .	223	869	3 897	16	7	3	3	2	1	—	—	—	—	—	—
623	Nursing & residential care facilities . . . . .	154	532	2 212	4	1	—	—	2	1	—	—	—	—	—	—
6231	Nursing care facilities . . . . .	(C)	(D)	(D)	2	—	—	—	1	1	—	—	—	—	—	—
62311	Nursing care facilities . . . . .	(C)	(D)	(D)	2	—	—	—	1	1	—	—	—	—	—	—
<b>71</b>	<b>Arts, entertainment &amp; recreation</b> . . . . .	(A)	(D)	(D)	2	—	2	—	—	—	—	—	—	—	—	—
<b>72</b>	<b>Accommodation &amp; food services</b> . . . . .	93	153	676	14	9	2	1	2	—	—	—	—	—	—	—
<b>81</b>	<b>Other services (except public administration)</b> . . . . .	136	428	1 874	41	34	4	1	2	—	—	—	—	—	—	—
<b>99</b>	<b>Unclassified establishments</b> . . . . .	(A)	(D)	(D)	6	6	—	—	—	—	—	—	—	—	—	—

Note: Employment-size classes are indicated as follows: A—0 to 19; B—20 to 99; C—100 to 249; E—250 to 499; F—500 to 999; G—1,000 to 2,499; H—2,500 to 4,999; I—5,000 to 9,999; J—10,000 to 24,999; K—25,000 to 49,999; L—50,000 to 99,999; M—100,000 or more.

**Table 6. Counties—Employees, Payroll, and Establishments by Industry: 1999—Con.**

[Excludes most government employees, railroad employees, and self-employed persons. Size class 1 to 4 includes establishments with payroll, but no employees, during mid-March pay period. (D) denotes figures withheld to avoid disclosing data for individual companies; the data are included in broader industry totals. Detailed industries with 100 or more employees are shown if industry was not a (D). For explanation of terms, abbreviations, and data reliability/comparability, see introductory text]

NAICS code	Industry	Number of employees for week including March 12	Payroll (\$1,000)		Total number of establishments	Number of establishments by employment-size class									
			First quarter	Annual		1 to 4	5 to 9	10 to 19	20 to 49	50 to 99	100 to 249	250 to 499	500 to 999	1,000 or more	
	<b>WHITLEY</b>														
	<b>Total</b>	<b>13 363</b>	<b>61 985</b>	<b>266 354</b>	<b>842</b>	<b>428</b>	<b>170</b>	<b>125</b>	<b>83</b>	<b>19</b>	<b>12</b>	<b>—</b>	<b>3</b>	<b>2</b>	
11	<b>Forestry, fishing, hunting, and agriculture support</b>	(B)	(D)	(D)	10	7	1	1	1	—	—	—	—	—	
21	<b>Mining</b>	160	1 117	4 417	10	4	—	1	5	—	—	—	—	—	
212	Mining (except oil & gas)	(C)	(D)	(D)	7	2	—	1	4	—	—	—	—	—	
2121	Coal mining	(C)	(D)	(D)	7	2	—	1	4	—	—	—	—	—	
21211	Coal mining	(C)	(D)	(D)	7	2	—	1	4	—	—	—	—	—	
22	<b>Utilities</b>	65	576	2 365	6	1	2	2	1	—	—	—	—	—	
23	<b>Construction</b>	452	2 024	11 805	67	40	14	9	3	1	—	—	—	—	
233	Building, developing & general contracting	105	471	2 622	18	10	4	4	—	—	—	—	—	—	
234	Heavy construction	196	985	6 420	11	4	2	1	3	1	—	—	—	—	
2349	Other heavy construction	102	477	2 821	7	3	1	1	1	1	—	—	—	—	
235	Special trade contractors	151	568	2 763	38	26	8	4	—	—	—	—	—	—	
31-33	<b>Manufacturing</b>	2 251	11 685	48 803	33	13	3	5	5	1	4	—	2	—	
312	Beverage & tobacco product mfg	(C)	(D)	(D)	1	—	—	—	—	—	1	—	—	—	
3121	Beverage mfg	(C)	(D)	(D)	1	—	—	—	—	—	1	—	—	—	
31211	Soft drink & ice mfg	(C)	(D)	(D)	1	—	—	—	—	—	1	—	—	—	
315	Apparel manufacturing	(C)	(D)	(D)	1	—	—	—	—	—	1	—	—	—	
3152	Cut & sew apparel mfg	(C)	(D)	(D)	1	—	—	—	—	—	1	—	—	—	
31522	Men's, boys' cut & sew apparel mfg	(C)	(D)	(D)	1	—	—	—	—	—	1	—	—	—	
326	Plastics & rubber products mfg	(E)	(D)	(D)	3	—	1	1	—	—	1	—	—	—	
3261	Plastics product mfg	(E)	(D)	(D)	3	—	1	1	—	—	1	—	—	—	
32619	Other plastics product mfg	(E)	(D)	(D)	3	—	1	1	—	—	1	—	—	—	
327	Nonmetallic mineral product mfg	(F)	(D)	(D)	5	1	—	1	1	1	—	—	1	—	
3279	Other nonmetallic mineral product mfg	(F)	(D)	(D)	1	—	—	—	—	—	—	—	1	—	
32799	All other nonmetallic mineral product mfg	(F)	(D)	(D)	1	—	—	—	—	—	—	—	1	—	
332	Fabricated metal product mfg	146	825	3 532	5	2	—	1	1	—	1	—	—	—	
3323	Architectural & structural metals mfg	(C)	(D)	(D)	1	—	—	—	—	—	1	—	—	—	
33232	Ornamental & architectural metal prod mfg	(C)	(D)	(D)	1	—	—	—	—	—	1	—	—	—	
333	Machinery mfg	(F)	(D)	(D)	1	—	—	—	—	—	—	—	1	—	
3333	Commercial & service industry machinery mfg	(F)	(D)	(D)	1	—	—	—	—	—	—	—	1	—	
33331	Commercial & service industry machinery mfg	(F)	(D)	(D)	1	—	—	—	—	—	—	—	1	—	
42	<b>Wholesale trade</b>	402	3 896	15 321	35	19	8	4	3	—	1	—	—	—	
421	Wholesale trade, durable goods	326	3 435	12 751	28	15	7	4	1	—	1	—	—	—	
4218	Machinery, equipment & supplies whse	270	3 134	11 390	13	5	4	2	1	—	1	—	—	—	
42181	Const & mining (exc petroleum) equip whse	218	2 776	9 538	5	2	—	1	1	—	1	—	—	—	
421810	Const & mining (exc petroleum) equip whse	218	2 776	9 538	5	2	—	1	1	—	1	—	—	—	
44-45	<b>Retail trade</b>	2 092	7 217	31 659	184	90	34	37	17	2	4	—	—	—	
441	Motor vehicle & parts dealers	326	1 365	6 684	25	10	2	7	5	1	—	—	—	—	
4411	Automobile dealers	145	573	3 048	10	5	—	2	2	1	—	—	—	—	
44111	New car dealers	144	572	3 011	6	1	—	2	2	1	—	—	—	—	
441110	New car dealers	144	572	3 011	6	1	—	2	2	1	—	—	—	—	
4413	Automotive parts, accessories & tire stores	132	589	2 456	11	3	2	4	2	—	—	—	—	—	
44131	Automotive parts, accessories & tire stores	104	490	2 050	7	1	1	3	2	—	—	—	—	—	
441310	Automotive parts, accessories & tire stores	104	490	2 050	7	1	1	3	2	—	—	—	—	—	
444	Bldg material & garden equip & supp dealers	196	823	3 723	8	3	2	—	2	—	1	—	—	—	
4441	Building material & supplies dealers	(C)	(D)	(D)	6	2	1	—	2	—	1	—	—	—	
44411	Home centers	(C)	(D)	(D)	1	—	—	—	—	—	1	—	—	—	
445	Food & beverage stores	479	1 205	4 751	31	15	—	9	6	—	1	—	—	—	
4451	Grocery stores	(E)	(D)	(D)	29	13	—	9	6	—	1	—	—	—	
44511	Grocery (except convenience) stores	384	1 020	3 833	17	7	—	3	6	—	1	—	—	—	
445110	Grocery (except convenience) stores	384	1 020	3 833	17	7	—	3	6	—	1	—	—	—	
447	Gasoline stations	369	1 166	4 230	36	15	8	10	2	1	—	—	—	—	
4471	Gasoline stations	369	1 166	4 230	36	15	8	10	2	1	—	—	—	—	
44711	Gasoline stations with convenience stores	119	272	1 166	15	4	6	5	—	—	—	—	—	—	
447110	Gasoline stations with convenience stores	119	272	1 166	15	4	6	5	—	—	—	—	—	—	
44719	Other gasoline stations	250	894	3 064	21	11	2	5	2	1	—	—	—	—	
447190	Other gasoline stations	250	894	3 064	21	11	2	5	2	1	—	—	—	—	
452	General merchandise stores	(E)	(D)	(D)	9	3	4	—	—	—	2	—	—	—	
4521	Department stores	(E)	(D)	(D)	2	—	—	—	—	—	2	—	—	—	
45211	Department stores	(E)	(D)	(D)	2	—	—	—	—	—	2	—	—	—	
48-49	<b>Transportation &amp; warehousing</b>	263	1 391	6 627	23	15	3	2	1	2	—	—	—	—	
484	Truck transportation	(C)	(D)	(D)	19	13	2	2	1	1	—	—	—	—	
4841	General freight trucking	127	696	3 933	10	6	1	2	—	1	—	—	—	—	
48412	General freight trucking, long-distance	124	685	3 896	7	3	1	2	—	1	—	—	—	—	
51	<b>Information</b>	1 370	8 148	29 916	20	5	1	8	5	—	—	—	—	1	
511	Publishing industries	(G)	(D)	(D)	7	1	—	4	1	—	—	—	—	1	
5111	Newspaper, periodical, book, database publishers	(G)	(D)	(D)	6	—	—	4	1	—	—	—	—	1	
51119	Other publishers	(G)	(D)	(D)	1	—	—	—	—	—	—	—	—	1	
513	Broadcasting & telecommunications	116	856	3 551	11	4	1	4	2	—	—	—	—	—	

Note: Employment-size classes are indicated as follows: A—0 to 19; B—20 to 99; C—100 to 249; E—250 to 499; F—500 to 999; G—1,000 to 2,499; H—2,500 to 4,999; I—5,000 to 9,999; J—10,000 to 24,999; K—25,000 to 49,999; L—50,000 to 99,999; M—100,000 or more.

**Table 6. Counties—Employees, Payroll, and Establishments by Industry: 1999—Con.**

[Excludes most government employees, railroad employees, and self-employed persons. Size class 1 to 4 includes establishments with payroll, but no employees, during mid-March pay period. (D) denotes figures withheld to avoid disclosing data for individual companies; the data are included in broader industry totals. Detailed industries with 100 or more employees are shown if industry was not a (D). For explanation of terms, abbreviations, and data reliability/comparability, see introductory text]

NAICS code	Industry	Number of employees for week including March 12	Payroll (\$1,000)		Total number of establishments	Number of establishments by employment-size class								
			First quarter	Annual		1 to 4	5 to 9	10 to 19	20 to 49	50 to 99	100 to 249	250 to 499	500 to 999	1,000 or more
<b>WHITLEY—Con.</b>														
<b>52</b>	<b>Finance &amp; insurance</b> .....	<b>452</b>	<b>2 892</b>	<b>12 612</b>	<b>47</b>	<b>20</b>	<b>13</b>	<b>8</b>	<b>4</b>	<b>2</b>	—	—	—	—
522	Credit intermediation & related activities .....	307	1 828	8 281	30	11	8	7	3	1	—	—	—	—
5221	Depository credit intermediation .....	(E)	(D)	(D)	19	2	6	7	3	1	—	—	—	—
52211	Commercial banking .....	250	1 498	6 603	17	2	5	7	2	1	—	—	—	—
522110	Commercial banking .....	250	1 498	6 603	17	2	5	7	2	1	—	—	—	—
524	Insurance carriers & related activities .....	(C)	(D)	(D)	14	7	5	—	1	1	—	—	—	—
<b>53</b>	<b>Real estate &amp; rental &amp; leasing</b> .....	<b>116</b>	<b>455</b>	<b>1 941</b>	<b>31</b>	<b>20</b>	<b>10</b>	<b>1</b>	—	—	—	—	—	—
<b>54</b>	<b>Professional, scientific &amp; technical services</b> .....	<b>225</b>	<b>862</b>	<b>4 234</b>	<b>45</b>	<b>31</b>	<b>11</b>	<b>1</b>	<b>2</b>	—	—	—	—	—
541	Professional, scientific & technical services .....	225	862	4 234	45	31	11	1	2	—	—	—	—	—
5412	Accounting, tax prep, bookkeep, payroll services .....	125	428	1 886	15	9	3	1	2	—	—	—	—	—
54121	Accounting, tax prep, bookkeep, payroll services .....	125	428	1 886	15	9	3	1	2	—	—	—	—	—
<b>55</b>	<b>Management of companies &amp; enterprises</b> .....	<b>56</b>	<b>1 135</b>	<b>3 718</b>	<b>5</b>	<b>2</b>	<b>2</b>	—	<b>1</b>	—	—	—	—	—
<b>56</b>	<b>Admin, support, waste mgt, remediation services</b> .....	<b>270</b>	<b>870</b>	<b>5 707</b>	<b>24</b>	<b>16</b>	<b>2</b>	<b>3</b>	<b>1</b>	<b>2</b>	—	—	—	—
561	Administrative & support services .....	(E)	(D)	(D)	22	14	2	3	1	2	—	—	—	—
5617	Services to buildings & dwellings .....	241	763	3 025	15	8	2	2	1	2	—	—	—	—
56173	Landscaping services .....	(C)	(D)	(D)	4	2	—	—	1	1	—	—	—	—
<b>61</b>	<b>Educational services</b> .....	<b>(F)</b>	<b>(D)</b>	<b>(D)</b>	<b>2</b>	<b>1</b>	—	—	—	—	—	—	<b>1</b>	—
611	Educational services .....	(F)	(D)	(D)	2	1	—	—	—	—	—	—	1	—
6113	Colleges, universities & professional schools ...	(F)	(D)	(D)	1	—	—	—	—	—	—	—	1	—
61131	Colleges, universities & professional schools .	(F)	(D)	(D)	1	—	—	—	—	—	—	—	1	—
<b>62</b>	<b>Health care and social assistance</b> .....	<b>2 514</b>	<b>13 083</b>	<b>58 100</b>	<b>104</b>	<b>41</b>	<b>34</b>	<b>12</b>	<b>8</b>	<b>5</b>	<b>3</b>	—	—	<b>1</b>
621	Ambulatory health care services .....	832	5 806	25 693	78	31	25	11	8	2	1	—	—	—
6211	Offices of physicians .....	274	2 710	12 013	37	16	11	6	4	—	—	—	—	—
62111	Offices of physicians .....	274	2 710	12 013	37	16	11	6	4	—	—	—	—	—
6212	Offices of dentists .....	124	752	3 475	20	9	8	2	1	—	—	—	—	—
62121	Offices of dentists .....	124	752	3 475	20	9	8	2	1	—	—	—	—	—
621210	Offices of dentists .....	124	752	3 475	20	9	8	2	1	—	—	—	—	—
6214	Outpatient care centers .....	(C)	(D)	(D)	8	1	1	3	2	1	—	—	—	—
62142	Outpatient mental health, substance abuse ctrs .....	(C)	(D)	(D)	7	1	1	2	2	1	—	—	—	—
6216	Home health care services .....	(C)	(D)	(D)	2	—	—	—	1	—	1	—	—	—
62161	Home health care services .....	(C)	(D)	(D)	2	—	—	—	1	—	1	—	—	—
622	Hospitals .....	(G)	(D)	(D)	1	—	—	—	—	—	—	—	—	1
6221	General medical & surgical hospitals .....	(G)	(D)	(D)	1	—	—	—	—	—	—	—	—	1
62211	General medical & surgical hospitals .....	(G)	(D)	(D)	1	—	—	—	—	—	—	—	—	1
623	Nursing & residential care facilities .....	(F)	(D)	(D)	12	2	5	—	—	3	2	—	—	—
6231	Nursing care facilities .....	(E)	(D)	(D)	5	—	—	—	—	3	2	—	—	—
62311	Nursing care facilities .....	(E)	(D)	(D)	5	—	—	—	—	3	2	—	—	—
<b>71</b>	<b>Arts, entertainment &amp; recreation</b> .....	<b>(B)</b>	<b>(D)</b>	<b>(D)</b>	<b>13</b>	<b>5</b>	<b>2</b>	<b>6</b>	—	—	—	—	—	—
<b>72</b>	<b>Accommodation &amp; food services</b> .....	<b>1 334</b>	<b>2 832</b>	<b>12 623</b>	<b>77</b>	<b>22</b>	<b>7</b>	<b>20</b>	<b>24</b>	<b>4</b>	—	—	—	—
721	Accommodation .....	282	584	2 625	18	4	1	7	6	—	—	—	—	—
7211	Traveler accommodation .....	(E)	(D)	(D)	16	2	1	7	6	—	—	—	—	—
72111	Hotels (exc casino hotels) & motels .....	(E)	(D)	(D)	16	2	1	7	6	—	—	—	—	—
722	Food services & drinking places .....	1 052	2 248	9 998	59	18	6	13	18	4	—	—	—	—
7221	Full-service restaurants .....	(E)	(D)	(D)	18	9	2	2	4	1	—	—	—	—
72211	Full-service restaurants .....	(E)	(D)	(D)	18	9	2	2	4	1	—	—	—	—
7222	Limited-service eating places .....	742	1 555	6 889	37	8	3	10	13	3	—	—	—	—
72221	Limited-service eating places .....	742	1 555	6 889	37	8	3	10	13	3	—	—	—	—
722211	Limited-service restaurants .....	742	1 555	6 889	37	8	3	10	13	3	—	—	—	—
<b>81</b>	<b>Other services (except public administration)</b> .....	<b>396</b>	<b>1 316</b>	<b>5 893</b>	<b>96</b>	<b>66</b>	<b>23</b>	<b>5</b>	<b>2</b>	—	—	—	—	—
811	Repair & maintenance .....	156	670	2 848	33	22	7	3	1	—	—	—	—	—
8111	Automotive repair & maintenance .....	109	380	1 715	23	15	5	2	1	—	—	—	—	—
813	Religious, grantmaking, civic, prof & like organizations .....	167	399	1 676	47	36	8	2	1	—	—	—	—	—
8131	Religious organizations .....	146	374	1 547	38	29	6	2	1	—	—	—	—	—
81311	Religious organizations .....	146	374	1 547	38	29	6	2	1	—	—	—	—	—
813110	Religious organizations .....	146	374	1 547	38	29	6	2	1	—	—	—	—	—
<b>99</b>	<b>Unclassified establishments</b> .....	<b>(A)</b>	<b>(D)</b>	<b>(D)</b>	<b>10</b>	<b>10</b>	—	—	—	—	—	—	—	—

Note: Employment-size classes are indicated as follows: A—0 to 19; B—20 to 99; C—100 to 249; E—250 to 499; F—500 to 999; G—1,000 to 2,499; H—2,500 to 4,999; I—5,000 to 9,999; J—10,000 to 24,999; K—25,000 to 49,999; L—50,000 to 99,999; M—100,000 or more.

**Table 6. Counties—Employees, Payroll, and Establishments by Industry: 1999—Con.**

[Excludes most government employees, railroad employees, and self-employed persons. Size class 1 to 4 includes establishments with payroll, but no employees, during mid-March pay period. (D) denotes figures withheld to avoid disclosing data for individual companies; the data are included in broader industry totals. Detailed industries with 100 or more employees are shown if industry was not a (D). For explanation of terms, abbreviations, and data reliability/comparability, see introductory text]

NAICS code	Industry	Number of employees for week including March 12	Payroll (\$1,000)		Total number of establishments	Number of establishments by employment-size class								
			First quarter	Annual		1 to 4	5 to 9	10 to 19	20 to 49	50 to 99	100 to 249	250 to 499	500 to 999	1,000 or more
<b>WOLFE</b>														
	<b>Total</b> .....	<b>623</b>	<b>2 137</b>	<b>9 578</b>	<b>75</b>	<b>44</b>	<b>13</b>	<b>13</b>	<b>2</b>	<b>3</b>	-	-	-	-
21	Mining .....	(A)	(D)	(D)	1	1	-	-	-	-	-	-	-	-
23	Construction .....	29	71	393	10	9	-	-	1	-	-	-	-	-
31-33	Manufacturing .....	(C)	(D)	(D)	4	2	-	1	-	1	-	-	-	-
42	Wholesale trade .....	18	59	355	4	1	3	-	-	-	-	-	-	-
44-45	Retail trade .....	143	444	1 785	22	8	9	5	-	-	-	-	-	-
48-49	Transportation & warehousing .....	22	109	415	5	4	-	1	-	-	-	-	-	-
51	Information .....	(A)	(D)	(D)	1	1	-	-	-	-	-	-	-	-
52	Finance & insurance .....	(A)	(D)	(D)	1	1	-	-	-	-	-	-	-	-
54	Professional, scientific & technical services .....	7	11	118	5	5	-	-	-	-	-	-	-	-
56	Admin, support, waste mgt, remediation services .....	13	54	239	3	2	-	1	-	-	-	-	-	-
62	Health care and social assistance .....	184	782	3 247	5	1	-	2	-	2	-	-	-	-
623	Nursing & residential care facilities .....	(C)	(D)	(D)	2	-	-	-	-	2	-	-	-	-
71	Arts, entertainment & recreation .....	(A)	(D)	(D)	1	1	-	-	-	-	-	-	-	-
72	Accommodation & food services .....	(B)	(D)	(D)	7	4	1	1	1	-	-	-	-	-
81	Other services (except public administration) .....	33	64	277	6	4	-	2	-	-	-	-	-	-
<b>WOODFORD</b>														
	<b>Total</b> .....	<b>7 989</b>	<b>57 922</b>	<b>228 302</b>	<b>500</b>	<b>286</b>	<b>94</b>	<b>62</b>	<b>40</b>	<b>7</b>	<b>4</b>	<b>4</b>	<b>2</b>	<b>1</b>
11	Forestry, fishing, hunting, and agriculture support .....	(B)	(D)	(D)	10	8	1	1	-	-	-	-	-	-
21	Mining .....	(A)	(D)	(D)	1	-	1	-	-	-	-	-	-	-
22	Utilities .....	(B)	(D)	(D)	3	-	-	1	2	-	-	-	-	-
23	Construction .....	426	2 042	9 123	70	44	14	7	4	1	-	-	-	-
235	Special trade contractors .....	283	1 317	5 614	50	32	12	4	1	1	-	-	-	-
31-33	Manufacturing .....	3 733	36 905	136 724	24	8	5	2	2	-	1	3	2	1
323	Printing & related support activities .....	(G)	(D)	(D)	2	1	-	-	-	-	-	-	-	1
3231	Printing & related support activities .....	(G)	(D)	(D)	2	1	-	-	-	-	-	-	-	1
32311	Printing .....	(G)	(D)	(D)	2	1	-	-	-	-	-	-	-	1
327	Nonmetallic mineral product mfg .....	(F)	(D)	(D)	3	-	-	1	-	-	-	2	-	-
3272	Glass & glass product mfg .....	(F)	(D)	(D)	2	-	-	-	-	-	-	2	-	-
32721	Glass & glass product mfg .....	(F)	(D)	(D)	2	-	-	-	-	-	-	2	-	-
334	Computer & electronic product mfg .....	(F)	(D)	(D)	2	1	-	-	-	-	-	-	1	-
3345	Nav, measuring, medical, control instruments mfg .....	(F)	(D)	(D)	1	-	-	-	-	-	-	-	1	-
33451	Nav, measuring, medical, control instruments mfg .....	(F)	(D)	(D)	1	-	-	-	-	-	-	-	1	-
335	Electrical equip, appliance & component mfg .....	(F)	(D)	(D)	3	-	-	1	-	-	1	-	1	-
3351	Electric lighting equipment mfg .....	(F)	(D)	(D)	1	-	-	-	-	-	-	-	1	-
33511	Electric lamp bulb & part mfg .....	(F)	(D)	(D)	1	-	-	-	-	-	-	-	1	-
3353	Electrical equipment mfg .....	(E)	(D)	(D)	2	-	-	1	-	-	1	-	-	-
33531	Electrical equipment mfg .....	(E)	(D)	(D)	2	-	-	1	-	-	1	-	-	-
336	Transportation equipment mfg .....	(E)	(D)	(D)	1	-	-	-	-	-	-	1	-	-
3363	Motor vehicle parts mfg .....	(E)	(D)	(D)	1	-	-	-	-	-	-	1	-	-
33633	Motor vehicle steering & suspension parts mfg .....	(E)	(D)	(D)	1	-	-	-	-	-	-	1	-	-
42	Wholesale trade .....	291	3 160	14 135	24	11	-	7	5	1	-	-	-	-
421	Wholesale trade, durable goods .....	129	2 111	9 314	12	6	-	3	3	-	-	-	-	-
422	Wholesale trade, nondurable goods .....	162	1 049	4 821	12	5	-	4	2	1	-	-	-	-
44-45	Retail trade .....	905	3 264	14 232	73	31	21	12	7	-	2	-	-	-
441	Motor vehicle & parts dealers .....	109	618	2 822	11	4	4	1	2	-	-	-	-	-
445	Food & beverage stores .....	326	917	4 010	14	6	4	1	2	-	1	-	-	-
4451	Grocery stores .....	(E)	(D)	(D)	9	4	1	1	2	-	1	-	-	-
44511	Grocery (except convenience) stores .....	282	827	3 595	7	3	1	1	1	-	1	-	-	-
445110	Grocery (except convenience) stores .....	282	827	3 595	7	3	1	1	1	-	1	-	-	-
452	General merchandise stores .....	146	405	1 652	4	-	2	1	-	-	1	-	-	-
4521	Department stores .....	(C)	(D)	(D)	1	-	-	-	-	-	1	-	-	-
45211	Department stores .....	(C)	(D)	(D)	1	-	-	-	-	-	1	-	-	-
48-49	Transportation & warehousing .....	(B)	(D)	(D)	10	7	1	2	-	-	-	-	-	-
51	Information .....	78	374	1 679	10	5	1	3	1	-	-	-	-	-
52	Finance & insurance .....	199	1 173	5 508	30	15	10	2	3	-	-	-	-	-
522	Credit intermediation & related activities .....	145	923	4 248	17	7	5	2	3	-	-	-	-	-
5221	Depository credit intermediation .....	(C)	(D)	(D)	10	1	4	2	3	-	-	-	-	-
52211	Commercial banking .....	132	828	3 664	9	-	4	2	3	-	-	-	-	-
522110	Commercial banking .....	132	828	3 664	9	-	4	2	3	-	-	-	-	-

Note: Employment-size classes are indicated as follows: A—0 to 19; B—20 to 99; C—100 to 249; E—250 to 499; F—500 to 999; G—1,000 to 2,499; H—2,500 to 4,999; I—5,000 to 9,999; J—10,000 to 24,999; K—25,000 to 49,999; L—50,000 to 99,999; M—100,000 or more.



**Table 6. Counties—Employees, Payroll, and Establishments by Industry: 1999—Con.**

[Excludes most government employees, railroad employees, and self-employed persons. Size class 1 to 4 includes establishments with payroll, but no employees, during mid-March pay period. (D) denotes figures withheld to avoid disclosing data for individual companies; the data are included in broader industry totals. Detailed industries with 100 or more employees are shown if industry was not a (D). For explanation of terms, abbreviations, and data reliability/comparability, see introductory text]

NAICS code	Industry	Number of employees for week including March 12	Payroll (\$1,000)		Total number of establishments	Number of establishments by employment-size class								
			First quarter	Annual		1 to 4	5 to 9	10 to 19	20 to 49	50 to 99	100 to 249	250 to 499	500 to 999	1,000 or more
<b>WOODFORD—Con.</b>														
53	Real estate & rental & leasing .....	42	277	1 402	13	11	1	—	1	—	—	—	—	—
54	Professional, scientific & technical services .....	230	1 316	6 647	45	33	7	2	3	—	—	—	—	—
541	Professional, scientific & technical services .....	230	1 316	6 647	45	33	7	2	3	—	—	—	—	—
55	Management of companies & enterprises .....	(A)	(D)	(D)	1	—	—	1	—	—	—	—	—	—
56	Admin, support, waste mgt, remediation services .....	104	366	1 539	19	15	3	—	—	1	—	—	—	—
561	Administrative & support services .....	104	366	1 539	19	15	3	—	—	1	—	—	—	—
61	Educational services .....	(E)	(D)	(D)	9	7	—	1	—	—	—	1	—	—
611	Educational services .....	(E)	(D)	(D)	9	7	—	1	—	—	—	1	—	—
6112	Junior colleges .....	(E)	(D)	(D)	1	—	—	—	—	—	—	1	—	—
61121	Junior colleges .....	(E)	(D)	(D)	1	—	—	—	—	—	—	1	—	—
62	Health care and social assistance .....	644	3 659	14 883	40	23	8	3	3	2	1	—	—	—
621	Ambulatory health care services .....	137	885	4 176	24	15	5	2	2	—	—	—	—	—
622	Hospitals .....	(C)	(D)	(D)	1	—	—	—	—	1	—	—	—	—
6221	General medical & surgical hospitals .....	(C)	(D)	(D)	1	—	—	—	—	1	—	—	—	—
62211	General medical & surgical hospitals .....	(C)	(D)	(D)	1	—	—	—	—	1	—	—	—	—
623	Nursing & residential care facilities .....	(C)	(D)	(D)	3	—	—	1	—	2	—	—	—	—
6239	Other residential care facilities .....	(C)	(D)	(D)	2	—	—	1	—	1	—	—	—	—
62399	Other residential care facilities .....	(C)	(D)	(D)	2	—	—	1	—	1	—	—	—	—
71	Arts, entertainment & recreation .....	110	379	1 672	15	8	3	3	1	—	—	—	—	—
72	Accommodation & food services .....	474	1 239	5 682	39	18	5	9	5	2	—	—	—	—
722	Food services & drinking places .....	469	1 231	5 639	35	14	5	9	5	2	—	—	—	—
7221	Full-service restaurants .....	101	163	755	9	6	—	1	2	—	—	—	—	—
72211	Full-service restaurants .....	101	163	755	9	6	—	1	2	—	—	—	—	—
722110	Full-service restaurants .....	101	163	755	9	6	—	1	2	—	—	—	—	—
7222	Limited-service eating places .....	349	1 010	4 670	20	4	3	8	3	2	—	—	—	—
72221	Limited-service eating places .....	349	1 010	4 670	20	4	3	8	3	2	—	—	—	—
722211	Limited-service restaurants .....	335	985	3 990	17	2	3	7	3	2	—	—	—	—
81	Other services (except public administration) .....	295	896	3 759	60	39	12	6	3	—	—	—	—	—
813	Religious, grantmaking, civic, prof & like organizations .....	190	506	2 113	32	19	8	2	3	—	—	—	—	—
8131	Religious organizations .....	179	466	1 946	26	14	7	2	3	—	—	—	—	—
81311	Religious organizations .....	179	466	1 946	26	14	7	2	3	—	—	—	—	—
813110	Religious organizations .....	179	466	1 946	26	14	7	2	3	—	—	—	—	—
99	Unclassified establishments .....	5	9	26	4	3	1	—	—	—	—	—	—	—
<b>STATEWIDE</b>														
	<b>Total .....</b>	<b>1 516</b>	<b>11 093</b>	<b>43 660</b>	<b>35</b>	<b>23</b>	<b>3</b>	<b>2</b>	<b>1</b>	<b>2</b>	<b>3</b>	<b>—</b>	<b>1</b>	<b>—</b>
21	Mining .....	86	571	2 261	9	7	1	—	—	1	—	—	—	—
23	Construction .....	(C)	(D)	(D)	3	1	—	1	—	1	—	—	—	—
42	Wholesale trade .....	19	229	1 522	7	6	1	—	—	—	—	—	—	—
48-49	Transportation & warehousing .....	(C)	(D)	(D)	2	1	—	—	—	—	1	—	—	—
486	Pipeline transportation .....	(C)	(D)	(D)	2	1	—	—	—	—	1	—	—	—
4862	Pipeline transportation of natural gas .....	(C)	(D)	(D)	2	1	—	—	—	—	1	—	—	—
48621	Pipeline transportation of natural gas .....	(C)	(D)	(D)	2	1	—	—	—	—	1	—	—	—
52	Finance & insurance .....	(B)	(D)	(D)	4	3	—	1	—	—	—	—	—	—
54	Professional, scientific & technical services .....	(A)	(D)	(D)	1	1	—	—	—	—	—	—	—	—
55	Management of companies & enterprises .....	(C)	(D)	(D)	2	1	—	—	—	—	1	—	—	—
551	Management of companies & enterprises .....	(C)	(D)	(D)	2	1	—	—	—	—	1	—	—	—
55111	Management of companies & enterprises .....	(C)	(D)	(D)	2	1	—	—	—	—	1	—	—	—
56	Admin, support, waste mgt, remediation services .....	(F)	(D)	(D)	5	2	1	—	—	—	1	—	1	—
561	Administrative & support services .....	(F)	(D)	(D)	5	2	1	—	—	—	1	—	1	—
5611	Office administrative services .....	(C)	(D)	(D)	1	—	—	—	—	—	1	—	—	—
56111	Office administrative services .....	(C)	(D)	(D)	1	—	—	—	—	—	1	—	—	—
5617	Services to buildings & dwellings .....	(F)	(D)	(D)	3	2	—	—	—	—	—	—	1	—
56173	Landscaping services .....	(F)	(D)	(D)	3	2	—	—	—	—	—	—	1	—
95	Auxiliaries (exc corporate, subsidiary & regional mgt) .....	(B)	(D)	(D)	2	1	—	—	1	—	—	—	—	—

Note: Employment-size classes are indicated as follows: A—0 to 19; B—20 to 99; C—100 to 249; E—250 to 499; F—500 to 999; G—1,000 to 2,499; H—2,500 to 4,999; I—5,000 to 9,999; J—10,000 to 24,999; K—25,000 to 49,999; L—50,000 to 99,999; M—100,000 or more.

## **Description of Publications Issued in Previous Years**

### **1974 through 1997**

Data are provided for mid-March employment, first-quarter and annual payrolls, and establishments, by industry, for each county in the state and, in a separate report, for the United States. Data are included for every industry having a significant number of employees or establishments. Refer to General Explanation for a description of the types of employment covered.

### **1964 through 1973**

Data are provided for first-quarter reporting units, employment, and taxable payrolls for each county and metropolitan area in the state and, in a separate report, for the United States. Data are included for every industry having a significant number of employees or reporting units.

### **1959 and 1962**

Data are provided for first-quarter reporting units, employment, and taxable payrolls for each county in the state and, in a separate report, for the United States. Data are included for every industry having a significant number of employees or reporting units. Data are combined for some counties in eight states.

### **1956**

Data are provided for first-quarter reporting units, employment, and taxable payrolls for each county in the state and, in a separate report, for the United States. Data are included for SIC economic divisions, major groups, and selected three-digit SICs. Data are combined for some counties in eight states.

### **1949 and 1950**

Data are provided for first-quarter manufacturing establishments, employment, and taxable payrolls for each large county in the state and, in a separate report, for the United States. Data are included for manufacturing major industry groups and selected three-digit SICs. Manufacturing totals are included for small counties. Data are combined for some counties in eight states.

### **1947, 1948, 1951, and 1953**

Data are provided for first-quarter reporting units, employment, and taxable payrolls for each large county in the state and, in a separate report, for the United States. Data are included for SIC economic divisions, major groups, and selected three-digit SICs. Economic division totals are included for small counties. Data are combined for some counties in eight states.

### **1946**

Data are provided for first-quarter reporting units, employment, and taxable payrolls for each large county in the state and, in a separate report, for the United States. Data are included for SIC economic divisions and major groups. Economic division totals are included for small counties. Data are combined for some counties in eight states.

### **Availability**

The most recent edition of County Business Patterns can be examined on the Internet at [www.census.gov](http://www.census.gov). Editions prior to 1993 are available in depository libraries for Federal publications, which are conveniently located in all areas of the country.

For information on the coverage of individual series, write to Chief, Economic Planning and Coordination Division, U.S. Census Bureau, Washington, DC 20233.