


1992

Census of Wholesale Trade

WC92-A-41

GEOGRAPHIC AREA SERIES

South Carolina



Acknowledgments

Many persons participated in the various activities of the 1992 Census of Wholesale Trade. The overall planning and review of the census operations were performed by the Economic Census Staff of the Economic Planning and Coordination Division.

This report was prepared in the Services Division. **Bobby E. Russell**, Assistant Chief for Census Programs, was responsible for the overall planning, management, and coordination of the census of wholesale trade. Planning and implementation were under the direction of **John R. Trimble**, Chief, Wholesale Census Branch, with primary staff assistance by **Steven L. Barron**, **John L. Vignali**, **Gary E. Swenson**, **Scott P. Handmaker**, **Daniel C. Collier**, **Barbara A. Collier**, **Cary L. Fletcher**, **Dennis R. Johnson**, and **Karen K. Sigmon**.

Systems and procedures for mailout, receipt, correspondence, data input, industry classification, other clerical processing, administrative record processing, quality control, and the associated electronic computer programs, were developed in the Economic Planning and Coordination Division.

Mailout preparation and receipt operations, clerical and analytical review activities, data keying, and geocoding review were performed by the staff of the Data Preparation Division, **Judith N. Petty**, Chief.

Geographic coding procedures and associated computer programs were developed by the staff of the Geography Division.

The computer processing systems were developed and coordinated in the Economic Statistical Methods and Programming Division, **Charles P. Pautler, Jr.**, Chief. **H. Ray Dennis**, Assistant Chief for Business Programs, was responsible for the design and implementation of the computer systems. The computer programs were prepared under the supervision of **Steven G. McCraith**, Chief, Utilities and Financial Census Branch, and **William C. Wester**, Chief, Business Census Branch, assisted by **Dennis P. Kelly**, **Barbara L. Lambert**, **Josephine S. McLaughlin**, **William D. McClain**, **David Wang**, and **David L. Sipes**.

Computer processing was performed in the Computer Services Division, **Marvin D. Raines**, Chief.

The staff of the Administrative and Publications Services Division, **Walter C. Odom**, Chief, performed planning, design, composition, editorial review, and printing planning and procurement for publications and report forms. **Gladys Rea** provided publication coordination and editing.

Special acknowledgment is also due the many businesses whose cooperation has contributed to the publication of these data.

If you have any questions concerning the statistics in this report, call 301-763-5281.

1992 Census of Wholesale Trade

WC92-A-41

GEOGRAPHIC AREA SERIES

South Carolina

+



+



U.S. Department of Commerce
Ronald H. Brown, Secretary

Economics and Statistics Administration
Paul A. London, Acting Under Secretary
for Economic Affairs

BUREAU OF THE CENSUS
Harry A. Scarr, Acting Director



**Economics and Statistics
Administration**

Everett M. Ehrlich, Under Secretary
for Economic Affairs



BUREAU OF THE CENSUS

Martha Farnsworth Riche, Director
Harry A. Scarr, Deputy Director

Paula J. Schneider, Principal Associate
Director for Programs

Thomas L. Mesenbourg, Acting Associate
Director for Economic Programs

Thomas L. Mesenbourg, Assistant Director
for Economic Programs

**ECONOMIC PLANNING AND COORDINATION
DIVISION**

John P. Govoni, Chief

SERVICES DIVISION

Carole A. Ambler, Chief

Introduction to the Economic Census

PURPOSES AND USES OF THE ECONOMIC CENSUS

The economic census is the major source of facts about the structure and functioning of the Nation's economy. It provides essential information for government, business, industry, and the general public.

The economic census furnishes an important part of the framework for such composite measures as the gross domestic product, input/output measures, production and price indexes, and other statistical series that measure short-term changes in economic conditions.

Policymaking agencies of the Federal Government use the data, especially in monitoring economic activity and providing assistance to business.

State and local governments use the data to assess business activities and tax bases within their jurisdictions and to develop programs to attract business.

Trade associations study trends in their own and competing industries and keep their members informed of market changes.

Individual businesses use the data to locate potential markets and to analyze their own production and sales performance relative to industry or area averages.

AUTHORITY AND SCOPE

Title 13 of the United States Code (sections 131, 191, and 224) directs the Census Bureau to take the economic census every 5 years, covering years ending in 2 and 7. The 1992 Economic Census consists of the following eight censuses:

- Census of Retail Trade
- Census of Wholesale Trade
- Census of Service Industries
- Census of Financial, Insurance, and Real Estate Industries
- Census of Transportation, Communications, and Utilities
- Census of Manufactures
- Census of Mineral Industries
- Census of Construction Industries

Special programs also cover enterprise statistics and minority-owned and women-owned businesses. (The 1992 Census of Agriculture and 1992 Census of Governments are conducted separately.) The next economic census is scheduled to be taken in 1998 covering the year 1997.

AVAILABILITY OF THE DATA

The results of the economic census are available in printed reports for sale by the U.S. Government Printing Office and on compact discs for sale by the Census Bureau. Order forms for all types of products are available on request from Customer Services, Bureau of the Census, Washington, DC 20233-8300. A more complete description of publications being issued from this census is on the inside back cover of this document.

Census facts are also widely disseminated by trade associations, business journals, and newspapers. Volumes containing census statistics are available in most major public and college libraries. Finally, State data centers in every State as well as business and industry data centers in many States also supply economic census statistics.

WHAT'S NEW IN 1992

The 1992 Economic Census covers more of the economy than any previous census. New for 1992 are data on communications, utilities, finance, insurance, and real estate, as well as coverage of more transportation industries. The economic, agriculture, and governments censuses now collectively cover nearly 98 percent of all economic activity.

Among other changes, new 1992 definitions affect the boundaries of about a third of all metropolitan areas. Also, the Survey of Women-Owned Businesses has now been expanded to include all corporations.

HISTORICAL INFORMATION

The economic census has been taken as an integrated program at 5-year intervals since 1967 and before that for 1963, 1958, and 1954. Prior to that time, the individual subcomponents of the economic census were taken separately at varying intervals.

The economic census traces its beginnings to the 1810 Decennial Census, when questions on manufacturing were included with those for population. Coverage of economic activities was expanded for 1840 and subsequent censuses to include mining and some commercial activities. In 1902, Congress established a permanent Census Bureau and directed that a census of manufactures be taken every 5 years. The 1905 Manufactures Census was the first time a census was taken apart from the regular every-10-year population census.

The first census of business was taken in 1930, covering 1929. Initially it covered retail and wholesale trade and construction industries, but it was broadened in 1933 to include some of the service trades.

The 1954 Economic Census was the first census to be fully integrated—providing comparable census data across economic sectors, using consistent time periods, concepts, definitions, classifications, and reporting units. It was the first census to be taken by mail, using lists of firms provided by the administrative records of other Federal agencies. Since 1963, administrative records also have been used to provide basic statistics for very small firms, reducing or eliminating the need to send them census questionnaires. The Enterprise Statistics Program, which publishes combined data from the economic census, was made possible with the implementation of the integrated census program in 1954.

The range of industries covered in the economic censuses has continued to expand. The census of construction industries began on a regular basis in 1967, and the scope of service industries was broadened in 1967, 1977, and 1987. The census of transportation began in 1963 as a set of surveys covering travel, transportation of commodities, and trucks, but expanded in 1987 to cover business establishments in several transportation industries. For 1992, these statistics are incorporated into a broadened census of transportation, communications, and utilities. Also new for 1992 is the census of financial, insurance, and real estate industries. This is part of a gradual expansion in coverage of industries previously subjected to government regulation.

The Survey of Minority-Owned Business Enterprises was first conducted as a special project in 1969 and was incorporated into the economic census in 1972 along with the Survey of Women-Owned Businesses.

An economic census has also been taken in Puerto Rico since 1909, in the Virgin Islands of the United States and Guam since 1958, and in the Commonwealth of the Northern Mariana Islands since 1982.

Statistical reports from the 1987 and earlier censuses provide historical figures for the study of long-term time series and are available in some large libraries. All of the census data published since 1967 are still available for sale on microfiche from the Census Bureau.

AVAILABILITY OF MORE FREQUENT ECONOMIC DATA

While the census provides complete enumerations every 5 years, there are many needs for more frequent data as well. The Census Bureau conducts a number of monthly, quarterly, and annual surveys, with the results appearing in publication series such as Current Business Reports (retail and wholesale trade and service industries), the Annual Survey of Manufactures, Current Industrial Reports, and the Quarterly Financial Report. Most of these surveys, while providing more frequent observations, yield less kind-of-business and geographic detail than the census. The County Business Patterns program offers annual statistics on the number of establishments, employment, and payroll classified by industry within each county.

SOURCES FOR MORE INFORMATION

More information about the scope, coverage, classification system, data items, and publications for each of the economic censuses and related surveys is published in the *Guide to the 1992 Economic Census and Related Statistics*. More information on the methodology, procedures, and history of the census will be published in the *History of the 1992 Economic Census*. Contact Customer Services for information on availability.

Census of Wholesale Trade

GENERAL

The 1992 Census of Wholesale Trade, part of the 1992 Economic Census, covered wholesale trade as defined in the *Standard Industrial Classification Manual: 1987*¹ (SIC). It included all establishments with one or more paid employees primarily engaged in selling merchandise to retailers; other wholesalers; or industrial, commercial, institutional, farm, or professional users. Companies selling products to which they have title, as well as those acting as agents or brokers in buying or selling merchandise to others, are included. The census excluded governmental organizations classified in the covered industries except for wholesale liquor establishments operated by State and local governments.

The basic tabulations in this report do not include data for establishments which are "auxiliary" (primary function is providing a service, such as warehouses) to other establishments within the same organization. Data for auxiliaries are presented in a subsequent report issued as part of the 1992 Enterprise Statistics reports.

Wholesale firms without employees are excluded from the census. In the census of retail trade, the sales of firms with no paid employees are derived from administrative records of other Federal agencies rather than from a direct canvass. These sources proved impractical for wholesale firms without paid employees. In the census of wholesale trade, the sales value is the gross volume of business conducted. Firms which operated wholly or partly on a commission basis must provide both the gross volume of business conducted and commission receipts on census forms. Agents and brokers do not report to other Federal agencies the gross selling value of goods. Moreover, administrative records make no distinction between commission receipts and sales of products by wholesalers.

Appendix A gives a more detailed explanation of census coverage and methodology.

CENSUS DISCLOSURE RULES

In accordance with Federal law governing census reports, no data are published that would disclose the operations of an individual establishment or business. However, the number of establishments in a kind-of-business

classification is not considered a disclosure, therefore, this information may be released even though other information is withheld.

GEOGRAPHIC AREAS COVERED

This report series presents data for the following areas:

1. The United States as a whole.
2. Each State and the District of Columbia
3. Each consolidated metropolitan statistical area (CMSA) and primary metropolitan statistical area (PMSA) defined by the Office of Management and Budget (OMB) as of June 30, 1993. A CMSA is an area used to facilitate the presentation and analysis of data for large concentrations of metropolitan populations. It includes two or more contiguous PMSA's which have a population of at least 1,000,000² and which meet specific criteria of urban character and of social and economic integration.
4. Each metropolitan statistical area (MSA) defined by the OMB as of June 30, 1993. An MSA is an integrated economic and social unit with a population nucleus of at least 50,000 inhabitants.² Each MSA consists of one or more counties meeting standards of metropolitan character; in New England, cities and towns rather than counties are the component geographic units.
5. The area within the State outside metropolitan areas (MA's).
6. Each county or county equivalent.³ Counties are the primary divisions of States, except in Louisiana where they are called parishes and in Alaska where they are called boroughs and census areas. Maryland, Missouri, Nevada, and Virginia have one place or more that is independent of any county organization and constitutes primary divisions of their States. These places are treated as counties and as places.
7. Each consolidated city.³ Consolidated cities are consolidated governments which consists of separately incorporated municipalities.
8. Each municipality of 2,500 inhabitants or more incorporated as a city, borough, village, or town.^{2 3}

¹*Standard Industrial Classification Manual: 1987*. For sale by Superintendent of Documents, U.S. Government Printing Office, Washington, DC 20402. Stock No. 041-001-00314-2.

²According to 1990 Census of Population or subsequent special census.

³Those defined as of January 1, 1992.

For the economic census, boroughs and census areas in Alaska, and boroughs in New York, are not included in this category.

9. Special economic urban areas (SEUA's), which include townships in Michigan, New Jersey, and Pennsylvania and towns in New York, Wisconsin, and the six New England States with 10,000 inhabitants or more.⁴

DOLLAR VALUES

All dollar values presented in this report are expressed in current dollars, i.e., 1992 data are expressed in 1992 dollars and 1987 data in 1987 dollars. Consequently, when making comparisons to prior years, users of the data should consider the inflation that has occurred

RELIABILITY OF DATA

All data compiled in this report originated from either census questionnaires or administrative records of other Federal agencies and, therefore, are not subject to sampling errors. However, the data are subject to nonsampling errors. Nonsampling errors can be attributed to many sources: inability to identify all cases in the actual universe; definition and classification difficulties; differences in the interpretation of questions; errors in recording or coding the data obtained; and other errors of collection, response, coverage, and estimation for missing or misreported data.

The accuracy of these tabulated data is determined by the joint effects of the various nonsampling errors. No direct measurement of these effects has been obtained except for estimation for missing or misreported data; however, precautionary steps were taken in all phases of the collection, processing, and tabulation of the data in an effort to minimize the effects of nonsampling errors.

The Census Bureau obtains on computer tape limited information extracted from administrative records of other Federal agencies. This information is used in conjunction with other information available to the Census Bureau to develop estimates for nonemployers, small employers, and other establishments for which responses were not received in time for publication. For an indication of the extent that data included in these reports were obtained from the administrative records of other Federal agencies and from estimation, rather than reports directly from respondents, see appendix E. Also, see appendix A for a more detailed explanation of census coverage and methodology.

SPECIAL TABULATIONS

Special tabulations of data collected in the 1992 Census of Wholesale Trade may be obtained, depending on availability of time and personnel, on diskette, computer tape,

⁴According to 1990 Census of Population or subsequent special census.

or in tabular form. The data will be in summary form and subject to the same rules prohibiting disclosure of confidential information (including name, address, kind of business, or other data for individual business establishments or companies) as are the regular publications.

Special tabulations are prepared on a cost basis. A request for a cost estimate, as well as exact specifications on the type and format of the data to be provided, should be directed to the Chief, Services Division, Bureau of the Census, Washington, DC 20233.

To discuss a special tabulation before submitting specifications, call 1-800-541-8345.

ABBREVIATIONS AND SYMBOLS

The following abbreviations and symbols are used in this publication:

–	Represents zero.
(D)	Withheld to avoid disclosing data for individual companies; data are included in broader kind-of-business totals.
(IC)	Independent city.
(NA)	Not available.
(NC)	Not comparable.
(X)	Not applicable.
CMSA	Consolidated metropolitan statistical area.
MA	Metropolitan area.
MSA	Metropolitan statistical area.
n.e.c.	Not elsewhere classified.
PMSA	Primary metropolitan statistical area.
pt.	Part.
r	Revised.
SEUA	Standard economic urban area.
SIC	Standard Industrial Classification.

The following symbols are used in this publication to show employment size ranges for employment data that has been withheld to avoid disclosing data for individual companies (employment size range codes are provided for the first time in the 1992 Economic Census):

Symbol	Employment size
AA	0—19
BB	20—99
CC	100—249
EE	250—499
FF	500—999
GG	1,000—2,499
HH	2,500—4,999
II	5,000—9,999
JJ	10,000—24,999
KK	25,000—49,999
LL	50,000—99,999
MM	100,000 or more

Users' Guide for Locating Statistics in This Report by Table Number

Information shown in tables	Table									
	1	2	3	4	5	6	7	8	9	10
GEOGRAPHIC AREAS										
The State	X	X	X						X	X
Metropolitan Areas (MA's) in the State.....							X			
Area of the State not in any MA								X		
Counties in the State				X						X
Places in the State				² X	¹ X	¹ X			² X	
DATA ITEMS³										
Establishments.....	X		X	⁴ X	⁴ X	⁴ X	⁴ X	⁴ X		
Sales	X		X	⁴ X	⁴ X	⁴ X	⁴ X	⁴ X	X	X
Annual payroll	X		X	⁴ X	⁴ X	⁴ X	⁴ X	⁴ X		
First-quarter payroll.....	X									
Paid employees for pay period including March 12, 1992	X		X	⁵ X	⁵ X	⁵ X	⁵ X	⁵ X		
Inventories	X									
Operating expenses	X									
Sales per establishment.....		X								
Sales per employee		X								
Annual payroll per employee.....		X								
Annual payroll as a percent of operating expenses.....		X								
Employees per establishment.....		X								
Operating expenses as a percent of sales		X								
End-of-year inventories as a percent of sales....		X								
1987 to 1992 comparative statistics (sales, payroll, etc.).....			X							
Counties ranked by volume of sales										X
Places ranked by volume of sales.....									² X	

¹Includes areas with 200 wholesale establishments or more.

²Includes places with 2,500 inhabitants or more, according to the 1990 Census of Population.

³See Explanation of Terms, appendix A.

⁴Manufacturers' sales branches and offices, and agents, brokers, and commission merchants are combined and displayed as "other types of operation."

⁵Presented for total and merchant wholesalers only.

Users' Guide for Locating Statistics in the 1992 Census of Wholesale Trade Reports

Report and geographic area	Information shown in reports by kind of business or industry category										
	Number of establishments	Sales (\$1,000)	Payroll (\$1,000)	Number of employees	Inventories (\$1,000)	Operating expenses (\$1,000)	Commodity line sales (\$1,000)	Sales size and employment size ¹	Legal form of organization	Petroleum bulk stations and terminals	Selected topics
GEOGRAPHIC AREA SERIES											
United States	X	X	X	X	X	X	X				
State	X	X	X	X	X	X	X				
MA	X	X	X	X	X						
County	X	X	X	X	X						
Place	X	X	X	X	X						
ESTABLISHMENT AND FIRM SIZE (INCLUDING LEGAL FORM OF ORGANIZATION)											
United States	X	X	² X	² X	² X	² X		X	X		
MEASURES OF VALUE PRODUCED, CAPITAL EXPENDITURES, DEPRECIABLE ASSETS, AND OPERATING EXPENSES											
United States ²		X	X		X	X			X		³ X
COMMODITY LINE SALES											
United States	X	X					X				
State ⁴	X	X					X				
MA ⁴	X	X					X				
MISCELLANEOUS SUBJECTS											
United States	X	X	X	X	X	X				X	⁵ X
State						X				X	
County						X				X	

¹Establishments and firms.

²Merchant wholesalers only.

³Value produced, capital expenditures, depreciable assets, and selected operating expenses detail.

⁴Available on CD ROM only.

⁵Class of customer; employment by principal activity; detailed type of operation; inventory detail; commissions of agents and brokers; and gross margins, gross profits, and their components of merchant wholesalers.

Contents

South Carolina

[Page numbers listed here omit the prefix that appears as part of the number of each page]

	Page
Introduction to the Economic Census	III
Census of Wholesale Trade	V
Users' Guide for Locating Statistics in This Report by Table Number	VII
Users' Guide for Locating Statistics in the 1992 Census of Wholesale Trade Reports ...	VIII
Summary of Findings	2

FIGURES

1. Percent of Wholesale Sales by Type of Operation: 1992 and 1987	3
2. Wholesale Sales by Industry Group: 1992 and 1987	4
3. Wholesale Employment by Industry Group: 1992 and 1987	5
Maps	6

TABLES

1. Summary Statistics for the State: 1992	7
2. Selected Ratios for the State: 1992	11
3. Comparative Statistics for the State: 1992 and 1987	14
4. Summary Statistics for Counties and for Places With 2,500 Inhabitants or More: 1992	17
5. Summary Statistics for Places With 200 Establishments or More: 1992	20
6. Summary Statistics for Counties With 200 Establishments or More: 1992	21
7. Summary Statistics for Metropolitan Areas: 1992	28
8. Summary Statistics for the Area Outside Metropolitan Areas: 1992	36
9. Places With 2,500 Inhabitants or More Ranked by Volume of Sales: 1992	38
10. Counties Ranked by Volume of Sales: 1992	38

APPENDIXES

A. General Explanation	A-1
B. Sample Report Form and Instructions	B-1
C. Kind-of-Business Titles and Reporting-Form Numbers	C-1
D. Metropolitan Areas	D-1
E. Percent of Sales Data Based on Administrative Records and Estimation for the State: 1992	E-1
F. Geographic Notes	F-1
G. Establishments in Business Any Time During Year and Establishments in Business at End of Year for the State: 1992 and 1987	G-1

Publication Program Inside back cover

Summary of Findings

South Carolina had 5,564 wholesale establishments in 1992 with \$21.3 billion in sales. This represents a 5.6 percent increase in wholesale establishments and a 24.7 percent increase in sales over 1987 according to the 1992 Census of Wholesale Trade conducted by the Bureau of the Census, U.S. Department of Commerce.

Merchant wholesalers accounted for 86.2 percent or 4,797 of the total establishments and 65.8 percent or \$14.0 billion of the total sales in 1992 compared with 86.6 percent of the establishments and 69.0 percent of the sales in 1987. Manufacturers' sales branches and offices with 388 establishments and \$4.7 billion in sales and agents, brokers, and commission merchants with 379 establishments and \$2.6 billion in sales made up the rest of the wholesale trade total in 1992.

Petroleum bulk stations and terminals were the largest group of wholesalers by kind of business in terms of sales with \$1.9 billion followed by industrial machinery and equipment wholesalers with \$1.2 billion and general-line groceries wholesalers with \$1.0 billion. Out of 69 kind of business groups, these three accounted for 19.0 percent of the total sales in the State.

Annual payroll for all wholesalers in the State was up from \$1.1 billion in 1987 to \$1.5 billion in 1992. Merchant wholesalers had annual payroll of \$1.2 billion in 1992 while manufacturers' sales branches and offices recorded \$239.0 million and agents, brokers, and commission merchants had \$68.4 million.

Employment by all wholesalers in South Carolina as of mid-March 1992 was 56,686, an increase of 3.9 percent since 1987. Merchant wholesalers with 47,068 employees accounted for 83.0 percent of the total wholesale employment in 1992 compared with 86.5 percent in 1987.

Inventories of \$1.8 billion were held at wholesale establishments in the State at the end of 1992. Merchant wholesalers held 81.2 percent of these inventories while manufacturers' sales branches and sales offices held 17.9 percent and agent, brokers, and commission merchants held 1.0 percent. Inventories of all wholesalers decreased during 1992 by 2.2 percent while those of merchant wholesalers decreased 2.2 percent.

Payroll per employee in the State averaged \$25.7 thousand for all wholesalers in 1992, an increase of 31.7 percent since 1987. Merchant wholesalers averaged \$24.4 thousand per employee while manufacturers' sales branches and offices was \$33.6 thousand and agents, brokers, and commission merchants were \$27.2 thousand in 1992.

Annual payroll as a percent of operating expenses for all wholesalers increased from 47.9 percent in 1987 to 50.5 percent in 1992. The ratio for merchant wholesalers was 50.5 percent; for manufacturers' sales branches and offices it was 49.0 percent; and for agents, brokers and commission merchants it was 55.2 percent.

Figure 1. **Percent of Wholesale Sales by Type of Operation: 1992 and 1987**
(Percents may not add to 100 because of rounding. For meaning of abbreviations and symbols, see introductory text)

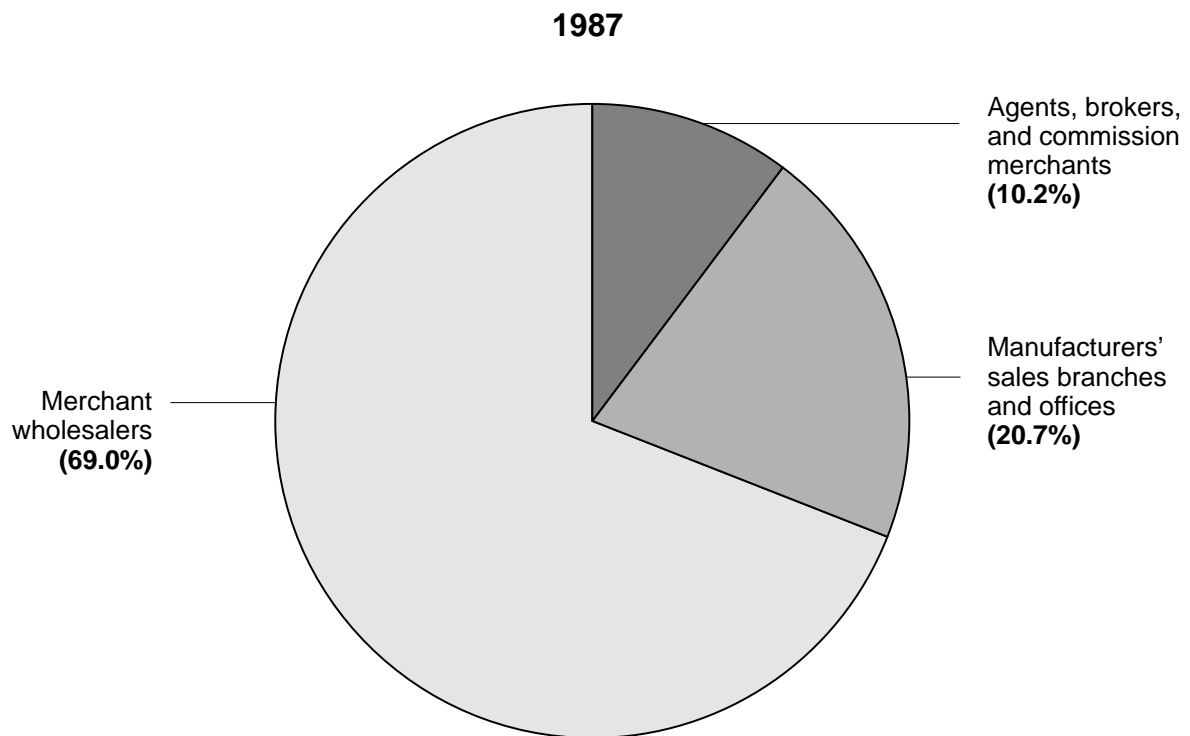
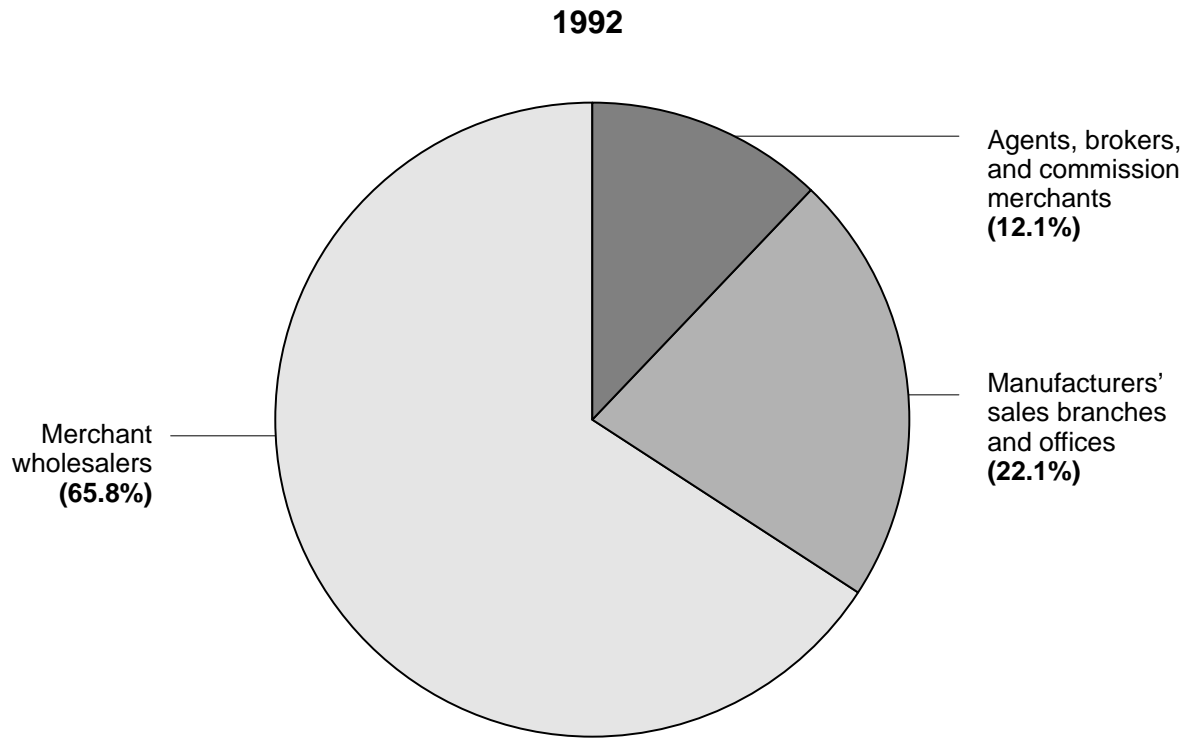



Figure 2. **Wholesale Sales by Industry Group: 1992 and 1987**
(Millions of dollars. For meaning of abbreviations and symbols, see introductory text)

1992 
1987 

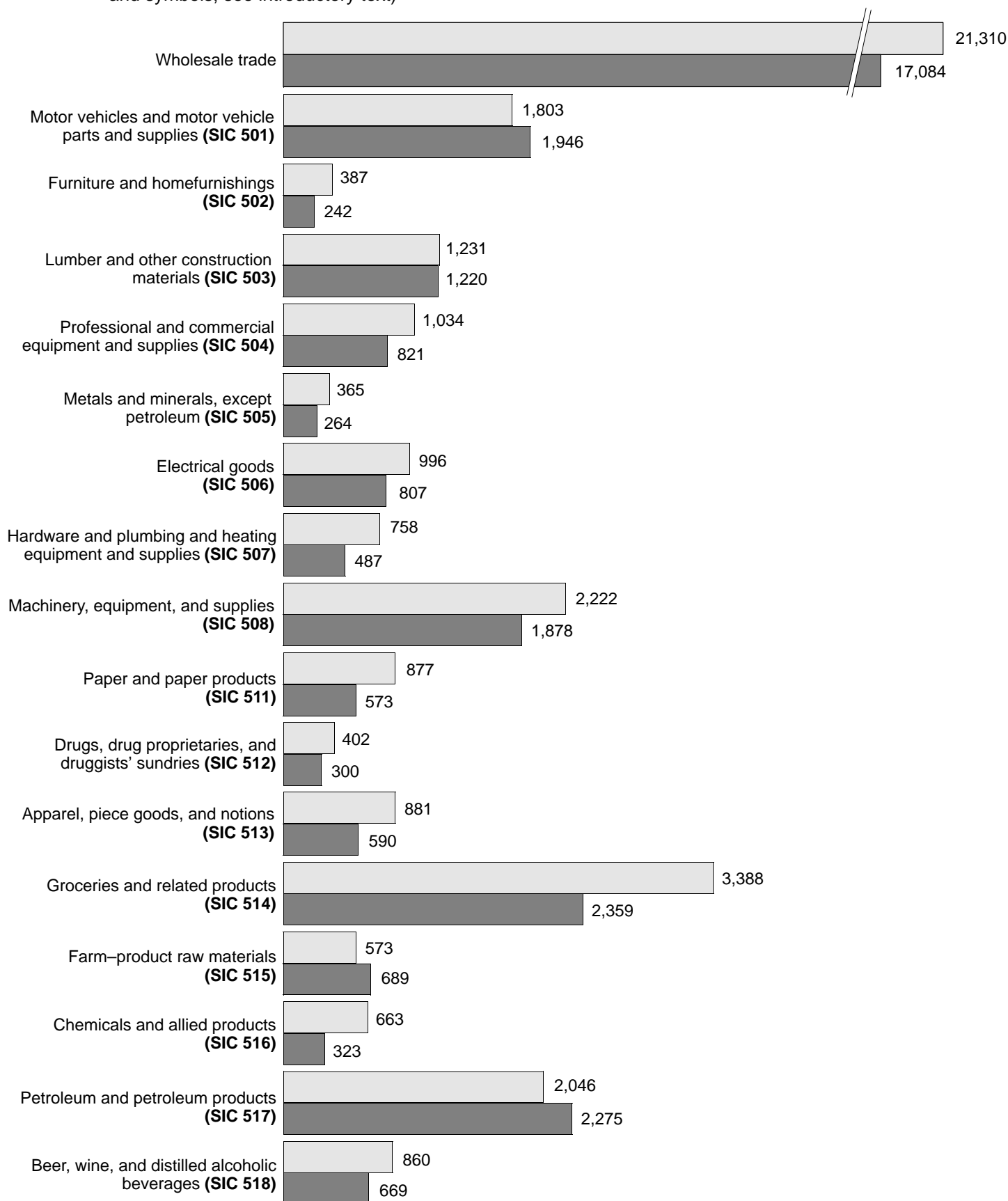




Figure 3. **Wholesale Employment by Industry Group: 1992 and 1987**
 (Number. For meaning of abbreviations and symbols, see introductory text)

1992 
 1987 

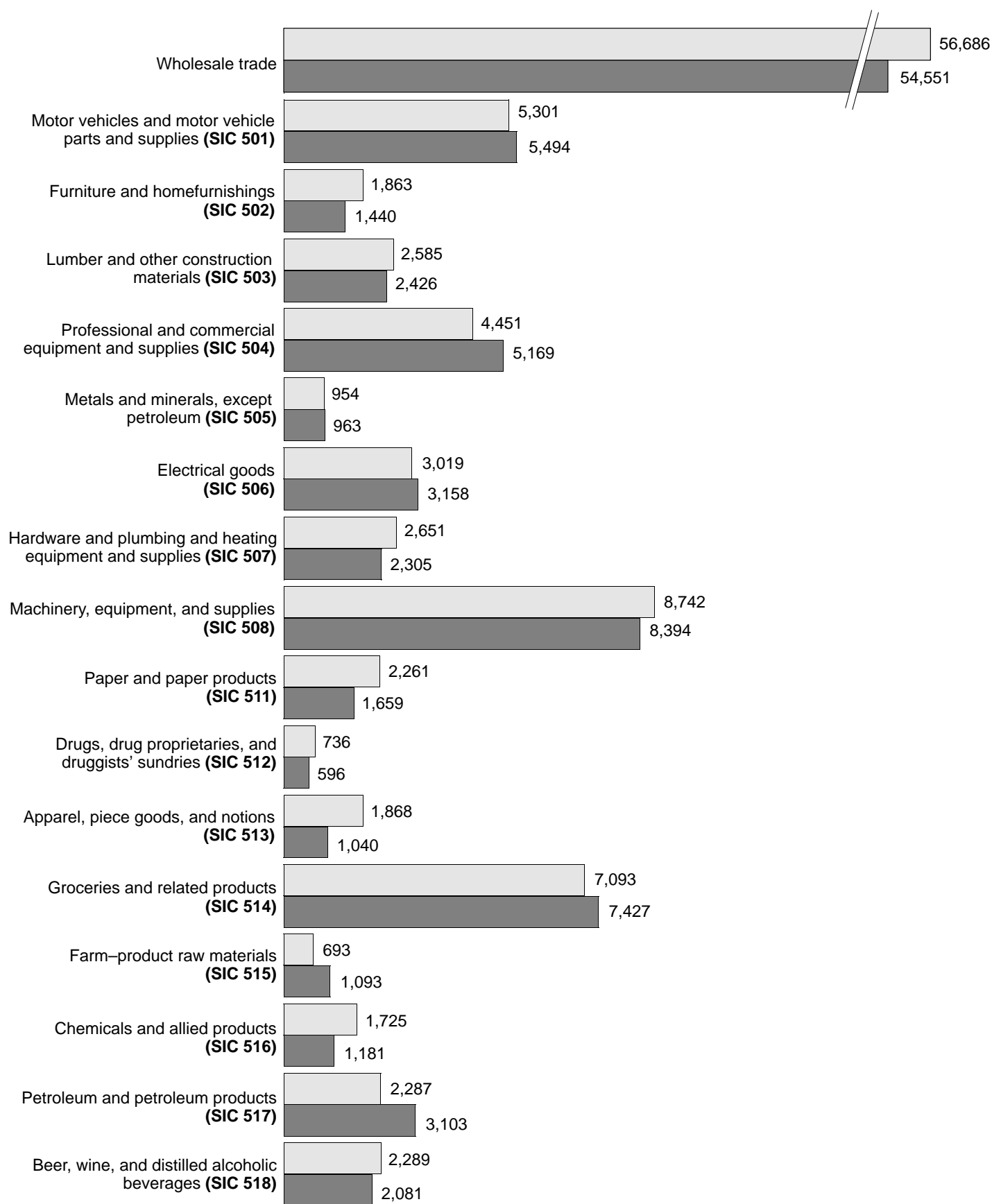




Table 1. Summary Statistics for the State: 1992

[For meaning of abbreviations and symbols, see introductory text. For explanation of terms and comparability of 1987 and 1992 censuses, see appendix A]

SIC code	Type of operation and kind of business	Establishments (number)	Sales (\$1,000)	Annual payroll (\$1,000)	First-quarter payroll (\$1,000)	Paid employees for pay period including March 12 (number)	Operating expenses (\$1,000)	End-of-1991 inventories (\$1,000)	End-of-1992 inventories (\$1,000)
	Wholesale trade -----	5 564	21 310 443	1 457 455	344 824	56 686	2 888 009	1 825 003	1 785 536
	TYPES OF OPERATION								
	Merchant wholesalers -----	4 797	14 014 692	1 150 036	269 046	47 068	2 276 774	1 481 715	1 448 987
	Wholesale distributors and jobbers -----	4 588	12 858 093	1 096 266	256 476	45 076	2 150 931	1 255 734	1 264 022
	Importers -----	104	815 668	38 988	9 414	1 337	87 352	201 876	160 086
	Exporters -----	56	132 234	7 751	1 739	321	18 088	7 303	9 414
	Terminal grain elevators -----	1	(D)	(D)	(D)	AA	(D)	(D)	(D)
	Country grain elevators -----	23	(D)	(D)	(D)	CC	(D)	(D)	(D)
	Assemblers of farm products, except country grain elevators -----	25	133 220	4 439	841	188	13 264	3 015	3 226
	Manufacturers' sales branches and sales offices -----	388	4 706 988	239 021	59 971	7 105	487 327	325 207	318 822
	Sales branches (with stock) -----	276	3 241 298	188 159	47 437	5 901	381 385	325 207	318 822
	Sales offices (without stock) -----	112	1 465 690	50 862	12 534	1 204	105 942	-	-
	Agents, brokers, and commission merchants ----	379	2 588 763	68 398	15 807	2 513	123 908	18 081	17 727
	Auction companies -----	21	487 787	6 860	1 506	638	11 678	14 406	14 435
	Brokers -----	84	940 132	17 211	3 958	635	31 485	288	47
	Commission merchants -----	54	205 813	9 033	2 282	275	17 107	158	85
	Import agents -----	1	(D)	(D)	(D)	AA	(D)	(D)	(D)
	Export agents -----	5	(D)	(D)	(D)	BB	(D)	(D)	(D)
	Manufacturers' agents -----	214	943 764	34 907	7 978	901	62 662	3 229	3 160
	TYPES OF OPERATION BY KIND OF BUSINESS								
	Wholesale trade -----	5 564	21 310 443	1 457 455	344 824	56 686	2 888 009	1 825 003	1 785 536
50	Durable goods -----	3 550	10 234 730	892 822	211 568	33 676	1 709 737	1 121 605	1 085 673
501	Motor vehicles and motor vehicle parts and supplies -----	634	1 802 506	106 412	24 942	5 301	216 450	208 672	165 593
5012	Automobiles and other motor vehicles -----	148	957 426	28 577	6 391	1 449	56 972	111 538	72 147
5013	Motor vehicle supplies and new parts -----	327	664 294	55 130	13 172	2 705	114 947	74 422	70 950
5014	Tires and tubes -----	57	136 533	13 318	3 085	563	27 023	18 409	18 337
5015	Motor vehicle parts, used -----	102	44 253	9 387	2 294	584	17 508	4 303	4 159
502	Furniture and homefurnishings -----	168	386 509	41 674	10 359	1 863	82 396	56 179	52 797
5021	Furniture -----	73	134 052	14 271	3 331	613	28 084	10 364	9 943
5023	Homefurnishings -----	95	252 457	27 403	7 028	1 250	54 312	45 815	42 854
503	Lumber and other construction materials -----	219	1 231 166	68 414	15 839	2 585	133 803	65 013	66 820
5031	Lumber, plywood, millwork, and wood panels -----	91	898 032	40 926	9 827	1 505	76 794	46 091	47 902
5032	Brick, stone, and related construction materials -----	42	113 585	9 109	1 988	306	17 443	4 650	4 607
5033	Roofing, siding, and insulation materials -----	46	126 088	7 589	1 739	309	15 935	6 862	8 075
5039	Construction materials, n.e.c. -----	40	93 461	10 790	2 285	465	23 631	7 410	6 236
504	Professional and commercial equipment and supplies ----	416	1 033 935	138 371	33 405	4 451	242 147	84 951	86 196
5043	Photographic equipment and supplies -----	4	3 460	752	162	43	1 223	424	405
5044	Office equipment -----	119	208 196	39 042	9 516	1 429	62 212	16 282	19 197
5045	Computers and computer peripheral equipment and software -----	118	335 181	46 953	12 213	1 305	84 268	20 600	18 917
5046	Commercial equipment, n.e.c. -----	50	109 945	10 552	2 438	406	18 532	7 686	8 449
5047	Medical, dental, and hospital equipment and supplies ---	87	318 944	32 419	7 159	888	59 372	35 780	34 326
5048	Ophthalmic goods -----	14	14 798	2 537	522	127	4 384	639	736
5049	Professional equipment and supplies, n.e.c. -----	24	43 411	6 116	1 395	253	12 156	3 540	4 166
505	Metals and minerals, except petroleum -----	94	365 404	26 165	6 400	954	54 693	45 445	39 596
5051	Metals service centers and offices -----	86	341 564	25 463	6 232	935	53 277	45 227	39 596
5052	Coal and other minerals and ores -----	8	23 840	702	168	19	1 416	218	-
506	Electrical goods -----	358	995 676	83 986	20 662	3 019	151 675	84 262	83 990
5063	Electrical apparatus and equipment, wiring supplies, and construction materials -----	221	763 924	56 628	13 981	1 969	102 996	58 271	58 296
5064	Electrical appliances, television and radio sets -----	36	75 199	6 778	1 643	313	13 644	14 380	13 538
5065	Electronic parts and equipment, n.e.c. -----	101	156 553	20 580	5 038	737	35 035	11 611	12 156
507	Hardware, and plumbing and heating equipment and supplies -----	310	757 572	72 570	17 023	2 651	134 718	118 497	121 184
5072	Hardware -----	67	262 751	20 162	4 661	798	37 280	51 002	54 933
5074	Plumbing and heating equipment and supplies (hydronics) -----	100	191 964	24 018	5 625	906	43 929	29 446	27 512
5075	Warm air heating and air-conditioning equipment and supplies -----	130	287 926	26 668	6 314	871	50 279	36 983	37 779
5078	Refrigeration equipment and supplies -----	13	14 931	1 722	423	76	3 230	1 066	960
508	Machinery, equipment, and supplies -----	966	2 221 626	248 834	57 255	8 742	470 826	299 948	310 124
5082	Construction and mining (except petroleum) machinery and equipment -----	66	232 659	28 088	6 748	995	49 640	74 822	80 921
5083	Farm and garden machinery and equipment -----	117	173 575	19 421	4 401	995	35 081	50 242	50 332
5084	Industrial machinery and equipment -----	413	1 164 797	119 713	27 584	3 525	231 287	103 151	108 067
5085	Industrial supplies -----	230	511 660	60 781	13 709	2 248	117 126	58 301	58 339
5087	Service establishment equipment and supplies -----	111	110 329	16 798	3 966	821	30 456	10 223	9 245
5088	Transportation equipment and supplies, except motor vehicles -----	29	28 606	4 033	847	158	7 236	3 209	3 220
509	Miscellaneous durable goods -----	385	1 440 336	106 396	25 683	4 110	223 029	158 638	159 373
5091	Sporting and recreational goods and supplies -----	72	487 175	45 901	11 305	1 435	97 862	99 256	99 578
5092	Toys and hobby goods and supplies -----	22	32 378	3 391	561	116	8 366	5 257	5 802
5093	Scrap and waste materials -----	130	267 395	32 056	7 717	1 558	65 914	20 761	22 186
5094	Jewelry, watches, precious stones, and precious metals -	27	69 249	2 707	647	108	5 767	5 129	3 917
5099	Durable goods, n.e.c. -----	134	484 139	22 341	5 453	893	45 120	28 235	27 890

WHOLESALE TRADE—GEOGRAPHIC AREA SERIES

SOUTH CAROLINA SC-7

Table 1. Summary Statistics for the State: 1992 —Con.

[For meaning of abbreviations and symbols, see introductory text. For explanation of terms and comparability of 1987 and 1992 censuses, see appendix A]

SIC code	Type of operation and kind of business	Establishments (number)	Sales (\$1,000)	Annual payroll (\$1,000)	First-quarter payroll (\$1,000)	Paid employees for pay period including March 12 (number)	Operating expenses (\$1,000)	End-of-1991 inventories (\$1,000)	End-of-1992 inventories (\$1,000)
TYPES OF OPERATION BY KIND OF BUSINESS — Con.									
Wholesale trade — Con.									
51	Nondurable goods	2 014	11 075 713	564 633	133 256	23 010	1 178 272	703 398	699 863
511	Paper and paper products	188	876 787	54 856	13 655	2 261	98 531	40 385	33 503
5111	Printing and writing paper	11	280 731	7 134	1 783	207	14 466	15 031	8 757
5112	Stationery and office supplies	118	167 832	24 020	6 279	1 295	40 517	10 357	11 301
5113	Industrial and personal service paper	59	428 224	23 702	5 593	759	43 548	14 997	13 445
512	Drugs, drug proprietaries, and druggists' sundries	51	401 923	19 184	4 755	736	35 614	52 807	51 932
5122	Drugs, drug proprietaries, and druggists' sundries	51	401 923	19 184	4 755	736	35 614	52 807	51 932
513	Apparel, piece goods, and notions	178	881 466	44 080	10 572	1 868	93 510	150 915	146 581
5131	Piece goods, notions, and other dry goods	83	298 417	18 030	4 609	818	38 752	36 811	42 306
5136	Men's and boys' clothing and furnishings	38	240 978	11 176	2 305	423	24 339	30 415	24 874
5137	Women's, children's, and infants' clothing and accessories	45	(D)	(D)	(D)	EE	(D)	(D)	(D)
5139	Footwear	12	(D)	(D)	(D)	EE	(D)	(D)	(D)
514	Groceries and related products	383	3 388 142	176 102	42 075	7 093	349 606	122 967	121 888
5141	Groceries, general line	49	1 041 168	33 485	8 197	1 348	62 794	56 636	53 942
5142	Packaged frozen foods	34	869 342	42 583	9 489	1 345	82 763	23 903	27 772
5143	Dairy products, except dried or canned	45	126 444	10 329	2 577	462	26 660	1 361	1 117
5144	Poultry and poultry products	18	88 915	5 871	1 390	315	10 113	4 265	4 079
5145	Confectionery	23	107 484	10 148	2 526	614	19 062	11 442	13 749
5146	Fish and seafoods	35	64 114	5 135	1 213	312	12 504	1 895	1 680
5147	Meats and meat products	26	94 101	4 190	8 943	226	8 247	1 134	1 133
5148	Fresh fruits and vegetables	55	169 690	9 584	1 994	399	27 279	1 311	1 481
5149	Groceries and related products, n.e.c.	98	826 884	54 777	13 746	2 072	100 184	21 020	16 935
515	Farm-product raw materials	113	573 421	11 436	2 105	693	31 077	31 087	31 949
5153	Grain and field beans	38	125 460	3 972	824	218	11 248	16 677	15 423
5154	Livestock	27	133 733	2 281	521	239	5 812	8 838	682
5159	Farm-product raw materials, n.e.c.	48	314 228	5 183	760	236	14 017	13 572	15 844
516	Chemicals and allied products	209	663 230	54 927	12 643	1 725	114 157	34 091	39 602
5162	Plastics materials and basic forms and shapes	46	144 586	14 774	3 360	542	28 725	10 992	13 805
5169	Chemicals and allied products, n.e.c.	163	518 644	40 153	9 283	1 183	85 432	23 099	25 797
517	Petroleum and petroleum products	259	2 045 909	51 920	12 358	2 287	142 498	109 079	104 892
5171	Petroleum bulk stations and terminals	212	1 852 799	43 385	10 287	1 884	125 254	102 524	100 150
5172	Petroleum and petroleum products wholesalers, except bulk stations and terminals	47	193 110	8 535	2 071	403	17 244	6 555	4 742
518	Beer, wine, and distilled alcoholic beverages	74	860 224	65 710	14 941	2 289	137 432	68 808	66 155
5181	Beer and ale	46	469 095	38 435	8 204	1 338	82 541	19 117	20 366
5182	Wine and distilled alcoholic beverages	28	391 129	27 275	6 737	951	54 891	49 691	45 789
519	Miscellaneous nondurable goods	559	1 384 611	86 418	20 152	4 058	175 847	93 259	103 361
5191	Farm supplies	214	405 999	25 197	5 753	1 231	54 175	33 667	34 911
5192	Books, periodicals, and newspapers	33	65 167	6 303	1 558	296	13 193	1 956	2 168
5193	Flowers, nursery stock, and florists' supplies	41	31 392	4 371	1 006	250	9 748	3 069	2 982
5194	Tobacco and tobacco products	35	307 269	11 661	2 798	658	21 919	26 756	31 756
5198	Paints, varnishes, and supplies	52	66 163	9 283	2 295	405	18 610	8 476	8 718
5199	Nondurable goods, n.e.c.	184	508 621	29 603	6 742	1 218	58 202	19 335	22 826
Merchant wholesalers		4 797	14 014 692	1 150 036	269 046	47 068	2 276 774	1 481 715	1 448 987
50	Durable goods	3 155	7 318 817	723 243	169 487	28 852	1 391 530	931 854	898 965
501	Motor vehicles and motor vehicle parts and supplies	614	1 078 049	90 995	21 261	4 555	185 759	186 875	145 445
5012	Automobiles and other motor vehicles	140	(D)	(D)	(D)	FF	(D)	(D)	(D)
5013	Motor vehicle supplies and new parts	315	(D)	(D)	(D)	GG	(D)	(D)	(D)
5014	Tires and tubes	57	136 533	13 318	3 085	563	27 023	18 409	18 337
5015	Motor vehicle parts, used	102	44 253	9 387	2 294	584	17 508	4 303	4 159
502	Furniture and homefurnishings	146	214 611	32 637	7 807	1 330	63 777	26 335	28 327
5021	Furniture	61	97 841	12 987	3 014	556	25 170	10 262	9 839
5023	Homefurnishings	85	116 770	19 650	4 793	774	38 607	16 073	18 488
503	Lumber and other construction materials	183	1 033 057	59 320	13 655	2 254	114 002	57 467	58 362
5031	Lumber, plywood, millwork, and wood panels	79	836 621	37 803	9 141	1 396	69 032	42 235	43 127
5032	Brick, stone, and related construction materials	30	44 436	6 526	1 290	223	11 856	2 498	2 531
5033	Roofing, siding, and insulation materials	39	91 067	6 913	1 580	285	14 589	5 950	7 145
5039	Construction materials, n.e.c.	35	60 933	8 078	1 644	350	18 525	6 784	5 559
504	Professional and commercial equipment and supplies	370	655 841	95 393	22 255	3 587	165 623	71 475	68 881
5043	Photographic equipment and supplies	4	3 460	752	162	43	1 223	424	405
5044	Office equipment	103	143 412	28 843	7 044	1 162	44 500	14 032	14 904
5045	Computers and computer peripheral equipment and software	108	150 918	22 139	5 356	851	39 476	11 248	7 994
5046	Commercial equipment, n.e.c.	44	(D)	(D)	(D)	EE	(D)	(D)	(D)
5047	Medical, dental, and hospital equipment and supplies	75	214 322	25 483	5 477	773	47 281	33 946	32 236
5048	Ophthalmic goods	13	(D)	(D)	(D)	CC	(D)	(D)	(D)
5049	Professional equipment and supplies, n.e.c.	23	(D)	(D)	(D)	CC	(D)	(D)	(D)
505	Metals and minerals, except petroleum	72	275 723	22 773	5 666	849	49 120	44 207	38 354
5051	Metals service centers and offices	66	(D)	(D)	(D)	FF	(D)	(D)	(D)
5052	Coal and other minerals and ores	6	(D)	(D)	(D)	AA	(D)	(D)	(D)
506	Electrical goods	286	598 122	61 787	15 431	2 477	114 234	79 883	79 764
5063	Electrical apparatus and equipment, wiring supplies, and construction materials	176	449 033	42 254	10 657	1 646	77 131	56 396	56 592
5064	Electrical appliances, television and radio sets	33	67 370	6 614	1 585	306	13 352	14 379	13 537
5065	Electronic parts and equipment, n.e.c.	77	81 719	12 919	3 189	525	23 751	9 108	9 635

SC-8 SOUTH CAROLINA

WHOLESALE TRADE—GEOGRAPHIC AREA SERIES

Table 1. Summary Statistics for the State: 1992 —Con.

[For meaning of abbreviations and symbols, see introductory text. For explanation of terms and comparability of 1987 and 1992 censuses, see appendix A]

SIC code	Type of operation and kind of business	Establishments (number)	Sales (\$1,000)	Annual payroll (\$1,000)	First-quarter payroll (\$1,000)	Paid employees for pay period including March 12 (number)	Operating expenses (\$1,000)	End-of-1991 inventories (\$1,000)	End-of-1992 inventories (\$1,000)
TYPES OF OPERATION BY KIND OF BUSINESS —Con.									
Merchant wholesalers —Con.									
50	Durable goods —Con.								
507	Hardware, and plumbing and heating equipment and supplies	270	573 961	60 160	14 184	2 277	111 442	89 396	89 513
5072	Hardware	58	159 252	14 599	3 459	608	24 783	25 672	27 742
5074	Plumbing and heating equipment and supplies (hydronics)	92	(D)	(D)	(D)	FF	(D)	(D)	(D)
5075	Warm air heating and air-conditioning equipment and supplies	108	227 407	21 782	5 198	745	43 200	35 929	36 266
5078	Refrigeration equipment and supplies	12	(D)	(D)	(D)	BB	(D)	(D)	(D)
508	Machinery, equipment, and supplies	860	1 807 642	221 582	50 757	8 021	421 381	268 039	281 952
5082	Construction and mining (except petroleum) machinery and equipment	60	(D)	(D)	(D)	FF	(D)	(D)	(D)
5083	Farm and garden machinery and equipment	113	159 586	18 752	4 252	976	33 688	50 148	50 258
5084	Industrial machinery and equipment	347	940 424	105 897	24 105	3 195	205 253	100 072	105 209
5085	Industrial supplies	209	420 676	55 818	12 760	2 154	109 155	57 745	57 789
5087	Service establishment equipment and supplies	104	(D)	(D)	(D)	FF	(D)	(D)	(D)
5088	Transportation equipment and supplies, except motor vehicles	27	(D)	(D)	(D)	CC	(D)	(D)	(D)
509	Miscellaneous durable goods	354	1 081 811	78 596	18 471	3 502	166 192	108 177	108 367
5091	Sporting and recreational goods and supplies	58	322 366	20 169	4 539	908	45 439	48 795	48 572
5092	Toys and hobby goods and supplies	22	32 378	3 391	561	116	8 366	5 257	5 802
5093	Scrap and waste materials	127	(D)	(D)	(D)	GG	(D)	(D)	(D)
5094	Jewelry, watches, precious stones, and precious metals	25	(D)	(D)	(D)	BB	(D)	(D)	(D)
5099	Durable goods, n.e.c.	122	471 717	21 614	5 284	832	43 257	28 235	27 890
51	Nondurable goods	1 642	6 695 875	426 793	99 559	18 216	885 244	549 861	550 022
511	Paper and paper products	154	323 700	38 989	10 051	1 915	68 883	25 344	22 380
5111	Printing and writing paper	8	(D)	(D)	(D)	CC	(D)	(D)	(D)
5112	Stationery and office supplies	95	(D)	(D)	(D)	GG	(D)	(D)	(D)
5113	Industrial and personal service paper	51	166 315	16 156	3 864	599	30 455	12 735	10 829
512	Drugs, drug proprietaries, and druggists' sundries	47	339 326	16 241	4 064	666	29 983	48 538	45 511
5122	Drugs, drug proprietaries, and druggists' sundries	47	339 326	16 241	4 064	666	29 983	48 538	45 511
513	Apparel, piece goods, and notions	151	665 836	36 534	8 589	1 634	80 109	134 325	132 667
5131	Piece goods, notions, and other dry goods	73	203 794	14 524	3 468	737	32 525	25 016	33 188
5136	Men's and boys' clothing and furnishings	33	183 285	9 500	2 129	399	21 533	30 153	24 486
5137	Women's, children's, and infants' clothing and accessories	36	(D)	(D)	(D)	CC	(D)	(D)	(D)
5139	Footwear	9	(D)	(D)	(D)	EE	(D)	(D)	(D)
514	Groceries and related products	270	1 932 196	107 051	24 901	4 434	224 749	102 555	101 189
5141	Groceries, general line	34	657 743	25 682	6 325	1 066	48 790	56 636	53 942
5142	Packaged frozen foods	17	692 422	37 928	8 411	1 163	74 268	23 606	27 472
5143	Dairy products, except dried or canned	25	66 256	5 604	1 361	234	13 614	484	679
5144	Poultry and poultry products	16	(D)	(D)	(D)	EE	(D)	(D)	(D)
5145	Confectionery	18	29 813	3 131	757	191	5 987	1 795	1 630
5146	Fish and seafoods	34	(D)	(D)	(D)	EE	(D)	(D)	(D)
5147	Meats and meat products	24	(D)	(D)	(D)	CC	(D)	(D)	(D)
5148	Fresh fruits and vegetables	49	162 722	9 376	1 957	385	26 861	1 311	1 481
5149	Groceries and related products, n.e.c.	53	131 742	11 085	2 738	570	26 131	11 654	9 281
515	Farm-product raw materials	86	324 874	9 137	1 716	427	26 366	31 081	31 898
5153	Grain and field beans	38	125 460	3 972	824	218	11 248	16 677	15 423
5154	Livestock	13	51 715	1 363	298	72	3 857	833	632
5159	Farm-product raw materials, n.e.c.	35	147 699	3 802	594	137	11 261	13 571	15 843
516	Chemicals and allied products	159	345 923	39 398	8 930	1 307	78 338	24 912	28 835
5162	Plastics materials and basic forms and shapes	36	97 657	10 212	2 403	429	20 737	9 797	12 257
5169	Chemicals and allied products, n.e.c.	123	248 266	29 186	6 527	878	57 601	15 115	16 578
517	Petroleum and petroleum products	234	1 014 411	43 766	10 307	2 040	108 944	30 993	26 267
5171	Petroleum bulk stations and terminals	189	(D)	(D)	(D)	GG	(D)	(D)	(D)
5172	Petroleum and petroleum products wholesalers, except bulk stations and terminals	45	(D)	(D)	(D)	EE	(D)	(D)	(D)
518	Beer, wine, and distilled alcoholic beverages	73	(D)	(D)	(D)	GG	(D)	(D)	(D)
5181	Beer and ale	46	469 095	38 435	8 204	1 338	82 541	19 117	20 366
5182	Wine and distilled alcoholic beverages	27	(D)	(D)	(D)	FF	(D)	(D)	(D)
519	Miscellaneous nondurable goods	468	(D)	(D)	(D)	HH	(D)	(D)	(D)
5191	Farm supplies	192	256 876	20 249	4 709	1 097	43 150	28 686	31 356
5192	Books, periodicals, and newspapers	23	40 618	4 835	1 127	248	8 986	1 676	1 824
5193	Flowers, nursery stock, and florists' supplies	41	31 392	4 371	1 006	250	9 748	3 069	2 982
5194	Tobacco and tobacco products	34	(D)	(D)	(D)	FF	(D)	(D)	(D)
5198	Paints, varnishes, and supplies	26	42 194	6 433	1 497	266	11 552	5 484	6 072
5199	Nondurable goods, n.e.c.	152	(D)	(D)	(D)	FF	(D)	(D)	(D)
Manufacturers' sales branches and sales offices									
50	Durable goods	162	1 633 558	128 256	32 436	3 379	243 915	172 091	169 436
501	Motor vehicles and motor vehicle parts and supplies	10	321 186	9 388	2 320	232	20 742	7 321	5 666
502	Furniture and homefurnishings	7	114 351	7 589	2 197	486	15 596	29 844	24 470
503	Lumber and other construction materials	25	171 828	8 433	2 010	302	18 476	7 487	8 422
504	Professional and commercial equipment and supplies	26	316 149	40 100	10 560	791	71 414	13 385	17 254
505	Metals and minerals, except petroleum	6	12 231	1 554	366	51	2 563	1 002	1 221
506	Electrical goods	38	276 106	18 317	4 424	431	30 593	4 378	4 225

Table 1. Summary Statistics for the State: 1992 —Con.

[For meaning of abbreviations and symbols, see introductory text. For explanation of terms and comparability of 1987 and 1992 censuses, see appendix A]

SIC code	Type of operation and kind of business	Estab-lish-ments (number)	Sales (\$1,000)	Annual payroll (\$1,000)	First-quarter payroll (\$1,000)	Paid employees for pay period including March 12 (number)	Operating expenses (\$1,000)	End-of-1991 inventories (\$1,000)	End-of-1992 inventories (\$1,000)
TYPES OF OPERATION BY KIND OF BUSINESS — Con.									
Manufacturers' sales branches and sales offices — Con.									
50	Durable goods — Con.								
507	Hardware, and plumbing and heating equipment and supplies	18	111 335	7 346	1 711	243	14 531	28 860	31 387
508	Machinery, equipment, and supplies	28	119 157	11 735	2 687	349	20 826	29 353	25 785
509	Miscellaneous durable goods	4	191 215	23 794	6 161	494	49 174	50 461	51 006
51	Nondurable goods	226	3 073 430	110 765	27 535	3 726	243 412	153 116	149 386
511	Paper and paper products	30	549 455	15 731	3 575	338	29 399	15 041	11 123
512	Drugs, drug proprietaries, and druggists' sundries	2	(D)	(D)	(D)	BB	(D)	(D)	(D)
513	Apparel, piece goods, and notions	11	177 221	4 672	1 122	180	8 173	16 590	13 914
514	Groceries and related products	62	663 992	53 284	13 400	2 066	96 919	20 404	20 691
515	Farm-product raw materials	—	—	—	—	—	—	—	—
516	Chemicals and allied products	32	251 235	13 362	3 284	368	31 850	8 868	10 392
517	Petroleum and petroleum products	24	(D)	(D)	(D)	CC	(D)	(D)	(D)
518	Beer, wine, and distilled alcoholic beverages	1	(D)	(D)	(D)	AA	(D)	(D)	(D)
519	Miscellaneous nondurable goods	64	307 138	12 494	3 175	457	30 911	9 859	8 220
	Agents, brokers, and commission merchants	379	2 588 763	68 398	15 807	2 513	123 908	18 081	17 727
50	Durable goods	233	1 282 355	41 323	9 645	1 445	74 292	17 660	17 272
501	Motor vehicles and motor vehicle parts and supplies	10	403 271	6 029	1 361	514	9 949	14 476	14 482
502	Furniture and homefurnishings	15	57 547	1 448	355	47	3 023	—	—
503	Lumber and other construction materials	11	26 281	661	174	29	1 325	59	36
504	Professional and commercial equipment and supplies	20	61 945	2 878	590	73	5 110	91	61
505	Metals and minerals, except petroleum	16	77 450	1 838	368	54	3 010	236	21
506	Electrical goods	34	121 448	3 882	807	111	6 848	1	1
507	Hardware, and plumbing and heating equipment and supplies	22	72 276	5 064	1 128	131	8 745	241	284
508	Machinery, equipment, and supplies	78	294 827	15 517	3 811	372	28 619	2 556	2 387
509	Miscellaneous durable goods	27	167 310	4 006	1 051	114	7 663	—	—
51	Nondurable goods	146	1 306 408	27 075	6 162	1 068	49 616	421	455
511	Paper and paper products	4	3 632	136	29	8	249	—	—
512	Drugs, drug proprietaries, and druggists' sundries	2	(D)	(D)	(D)	AA	(D)	(D)	(D)
513	Apparel, piece goods, and notions	16	38 409	2 874	861	54	5 228	—	—
514	Groceries and related products	51	791 954	15 767	3 774	593	27 938	8	8
515	Farm-product raw materials	27	248 547	2 299	389	266	4 711	6	51
516	Chemicals and allied products	18	66 072	2 167	429	50	3 969	311	375
517	Petroleum and petroleum products	1	(D)	(D)	(D)	AA	(D)	(D)	(D)
518	Beer, wine, and distilled alcoholic beverages	—	—	—	—	—	—	—	—
519	Miscellaneous nondurable goods	27	(D)	(D)	(D)	BB	(D)	(D)	(D)

Table 2. Selected Ratios for the State: 1992

[For meaning of abbreviations and symbols, see introductory text. For explanation of terms and comparability of 1987 and 1992 censuses, see appendix A]

SIC code	Type of operation and kind of business	Sales		Annual payroll		Employees per establishment ¹ (number)	Operating expenses as percent of sales	End-of-1992 inventories as percent of sales
		Per establishment (dollars)	Per employee ¹ (dollars)	Per employee ¹ (dollars)	As percent of operating expenses			
	Wholesale trade -----	3 830 058	375 938	25 711	50.5	10	13.6	8.4
50	Durable goods -----	2 883 023	303 918	26 512	52.2	9	16.7	10.6
501	Motor vehicles and motor vehicle parts and supplies -----	2 843 069	340 031	20 074	49.2	8	12.0	9.2
5012	Automobiles and other motor vehicles -----	6 469 095	660 749	19 722	50.2	10	6.0	7.5
5013	Motor vehicle supplies and new parts -----	2 031 480	245 580	20 381	48.0	8	17.3	10.7
5014	Tires and tubes -----	2 395 316	242 510	23 655	49.3	10	19.8	13.4
5015	Motor vehicle parts, used -----	433 853	75 776	16 074	53.6	6	39.6	9.4
502	Furniture and home furnishings -----	2 300 649	207 466	22 369	50.6	11	21.3	13.7
5021	Furniture -----	1 836 329	218 682	23 281	50.8	8	21.0	7.4
5023	Home furnishings -----	2 657 442	201 966	21 922	50.5	13	21.5	17.0
503	Lumber and other construction materials -----	5 621 763	476 273	26 466	51.1	12	10.9	5.4
5031	Lumber, plywood, millwork, and wood panels -----	9 868 484	596 699	27 193	53.3	17	8.6	5.3
5032	Brick, stone, and related construction materials -----	2 704 405	371 193	29 768	52.2	7	15.4	4.1
5033	Roofing, siding, and insulation materials -----	2 741 043	408 052	24 560	47.6	7	12.6	6.4
5039	Construction materials, n.e.c. -----	2 336 525	200 991	23 204	45.7	12	25.3	6.7
504	Professional and commercial equipment and supplies -----	2 485 421	232 293	31 088	57.1	11	23.4	8.3
5043	Photographic equipment and supplies -----	865 000	80 465	17 488	61.5	11	35.3	11.7
5044	Office equipment -----	1 749 546	145 693	27 321	62.8	12	29.9	9.2
5045	Computers and computer peripheral equipment and software -----	2 840 517	256 844	35 979	55.7	11	25.1	5.6
5046	Commercial equipment, n.e.c. -----	2 198 900	270 800	25 990	56.9	8	16.9	7.7
5047	Medical, dental, and hospital equipment and supplies -----	3 666 023	359 171	36 508	54.6	10	18.6	10.8
5048	Ophthalmic goods -----	1 057 000	116 520	19 976	57.9	9	29.6	5.0
5049	Professional equipment and supplies, n.e.c. -----	1 808 792	171 585	24 174	50.3	11	28.0	9.6
505	Metals and minerals, except petroleum -----	3 887 277	383 023	27 427	47.8	10	15.0	10.8
5051	Metals service centers and offices -----	3 971 674	365 309	27 233	47.8	11	15.6	11.6
5052	Coal and other minerals and ores -----	2 980 000	1 254 737	36 947	49.6	2	5.9	-
506	Electrical goods -----	2 781 218	329 803	27 819	55.4	8	15.2	8.4
5063	Electrical apparatus and equipment, wiring supplies, and construction materials -----	3 456 670	387 976	28 760	55.0	9	13.5	7.6
5064	Electrical appliances, television and radio sets -----	2 088 861	240 252	21 655	49.7	9	18.1	18.0
5065	Electronic parts and equipment, n.e.c. -----	1 550 030	212 419	27 924	58.7	7	22.4	7.8
507	Hardware, and plumbing and heating equipment and supplies -----	2 443 781	285 768	27 375	53.9	9	17.8	16.0
5072	Hardware -----	3 921 657	329 262	25 266	54.1	12	14.2	20.9
5074	Plumbing and heating equipment and supplies (hydronics) -----	1 919 640	211 881	26 510	54.7	9	22.9	14.3
5075	Warm air heating and air-conditioning equipment and supplies -----	2 214 815	330 569	30 618	53.0	7	17.5	13.1
5078	Refrigeration equipment and supplies -----	1 148 538	196 461	22 658	53.3	6	21.6	6.4
508	Machinery, equipment, and supplies -----	2 299 820	254 132	28 464	52.9	9	21.2	14.0
5082	Construction and mining (except petroleum) machinery and equipment -----	3 525 136	233 828	28 229	56.6	15	21.3	34.8
5083	Farm and garden machinery and equipment -----	1 483 547	174 447	19 519	55.4	9	20.2	29.0
5084	Industrial machinery and equipment -----	2 820 332	330 439	33 961	51.8	9	19.9	9.3
5085	Industrial supplies -----	2 224 609	227 607	27 038	51.9	10	22.9	11.4
5087	Service establishment equipment and supplies -----	993 955	134 384	20 460	55.2	7	27.6	8.4
5088	Transportation equipment and supplies, except motor vehicles -----	986 414	181 051	25 525	55.7	5	25.3	11.3
509	Miscellaneous durable goods -----	3 741 132	350 447	25 887	47.7	11	15.5	11.1
5091	Sporting and recreational goods and supplies -----	8 155 208	409 181	31 987	46.9	20	18.7	17.0
5092	Toys and hobby goods and supplies -----	1 471 727	279 121	29 233	40.5	5	25.8	17.9
5093	Scrap and waste materials -----	2 056 885	171 627	20 575	48.6	12	24.7	8.3
5094	Jewelry, watches, precious stones, and precious metals -----	2 564 778	641 194	25 065	46.9	4	8.3	5.7
5099	Durable goods, n.e.c. -----	3 612 978	542 149	25 018	49.5	7	9.3	5.8
51	Nondurable goods -----	5 499 361	481 343	24 539	47.9	11	10.6	6.3
511	Paper and paper products -----	4 663 761	387 787	24 262	55.7	12	11.2	3.8
5111	Printing and writing paper -----	25 521 000	1 356 188	34 464	49.3	19	5.2	3.1
5112	Stationery and office supplies -----	1 422 305	129 600	18 548	59.3	11	24.1	6.7
5113	Industrial and personal service paper -----	7 258 034	564 195	31 228	54.4	13	10.2	3.1
512	Drugs, drug proprietaries, and druggists' sundries -----	7 880 843	546 091	26 065	53.9	14	8.9	12.9
5122	Drugs, drug proprietaries, and druggists' sundries -----	7 880 843	546 091	26 065	53.9	14	8.9	12.9
513	Apparel, piece goods, and notions -----	4 952 056	471 877	23 597	47.1	10	10.6	16.6
5131	Piece goods, notions, and other dry goods -----	3 595 386	364 813	22 042	46.5	10	13.0	14.2
5136	Men's and boys' clothing and furnishings -----	6 341 526	569 688	26 421	45.9	11	10.1	10.3
5137	Women's, children's, and infants' clothing and accessories -----	(D)	(D)	(D)	(D)	(D)	(D)	(D)
5139	Footwear -----	(D)	(D)	(D)	(D)	(D)	(D)	(D)
514	Groceries and related products -----	8 846 324	477 674	24 828	50.4	19	10.3	3.6
5141	Groceries, general line -----	21 248 327	772 380	24 841	53.3	28	6.0	5.2
5142	Packaged frozen foods -----	25 568 882	646 351	31 660	51.5	40	9.5	3.2
5143	Dairy products, except dried or canned -----	2 809 867	273 688	22 357	38.7	10	21.1	.9
5144	Poultry and poultry products -----	4 939 722	282 270	18 638	58.1	18	11.4	4.6
5145	Confectionery -----	4 673 217	175 055	16 528	53.2	27	17.7	12.8
5146	Fish and seafoods -----	1 831 829	205 494	16 458	41.1	9	19.5	2.6
5147	Meats and meat products -----	3 619 269	416 376	18 540	50.8	9	8.8	1.2
5148	Fresh fruits and vegetables -----	3 085 273	425 288	24 020	35.1	7	16.1	.9
5149	Groceries and related products, n.e.c. -----	8 437 592	399 075	26 437	54.7	21	12.1	2.0
515	Farm-product raw materials -----	5 074 522	827 447	16 502	36.8	6	5.4	5.6
5153	Grain and field beans -----	3 301 579	575 505	18 220	35.3	6	9.0	12.3
5154	Livestock -----	4 953 074	559 552	9 544	39.2	9	4.3	.5
5159	Farm-product raw materials, n.e.c. -----	6 546 417	1 331 475	21 962	37.0	5	4.5	5.0
516	Chemicals and allied products -----	3 173 349	384 481	31 842	48.1	8	17.2	6.0
5162	Plastics materials and basic forms and shapes -----	3 143 174	266 764	27 258	51.4	12	19.9	9.5
5169	Chemicals and allied products, n.e.c. -----	3 181 865	438 414	33 942	47.0	7	16.5	5.0

See footnotes at end of table.

Table 2. Selected Ratios for the State: 1992 – Con.

[For meaning of abbreviations and symbols, see introductory text. For explanation of terms and comparability of 1987 and 1992 censuses, see appendix A]

SIC code	Type of operation and kind of business	Sales		Annual payroll		Employees per establishment ¹ (number)	Operating expenses as percent of sales	End-of-1992 inventories as percent of sales
		Per establishment (dollars)	Per employee ¹ (dollars)	Per employee ¹ (dollars)	As percent of operating expenses			
	Wholesale trade – Con.							
51	Nondurable goods – Con.							
517	Petroleum and petroleum products -----	7 899 263	894 582	22 702	36.4	9	7.0	5.1
5171	Petroleum bulk stations and terminals -----	8 739 618	983 439	23 028	34.6	9	6.8	5.4
5172	Petroleum and petroleum products wholesalers, except bulk stations and terminals -----	4 108 723	479 181	21 179	49.5	9	8.9	2.5
518	Beer, wine, and distilled alcoholic beverages -----	11 624 649	375 808	28 707	47.8	31	16.0	7.7
5181	Beer and ale -----	10 197 717	350 594	28 726	46.6	29	17.6	4.3
5182	Wine and distilled alcoholic beverages -----	13 968 893	411 282	28 680	49.7	34	14.0	11.7
519	Miscellaneous nondurable goods -----	2 476 943	341 205	21 296	49.1	7	12.7	7.5
5191	Farm supplies -----	1 897 192	329 812	20 469	46.5	6	13.3	8.6
5192	Books, periodicals, and newspapers -----	1 974 758	220 159	21 294	47.8	9	20.2	3.3
5193	Flowers, nursery stock, and florists' supplies -----	765 659	125 568	17 484	44.8	6	31.1	9.5
5194	Tobacco and tobacco products -----	8 779 114	466 974	17 722	53.2	19	7.1	10.3
5198	Paints, varnishes, and supplies -----	1 272 365	163 365	22 921	49.9	8	28.1	13.2
5199	Nondurable goods, n.e.c. -----	2 764 245	417 587	24 305	50.9	7	11.4	4.5
	Merchant wholesalers -----	2 921 553	297 754	24 434	50.5	10	16.2	10.3
50	Durable goods -----	2 319 752	253 668	25 067	52.0	9	19.0	12.3
501	Motor vehicles and motor vehicle parts and supplies -----	1 755 780	236 674	19 977	49.0	7	17.2	13.5
5012	Automobiles and other motor vehicles -----	(D)	(D)	(D)	(D)	(D)	(D)	(D)
5013	Motor vehicle supplies and new parts -----	(D)	(D)	(D)	(D)	(D)	(D)	(D)
5014	Tires and tubes -----	2 395 316	242 510	23 655	49.3	10	19.8	13.4
5015	Motor vehicle parts, used -----	433 853	75 776	16 074	53.6	6	39.6	9.4
502	Furniture and home furnishings -----	1 469 938	161 362	24 539	51.2	9	29.7	13.2
5021	Furniture -----	1 603 951	175 973	23 358	51.6	9	25.7	10.1
5023	Home furnishings -----	1 373 765	150 866	25 388	50.9	9	33.1	15.8
503	Lumber and other construction materials -----	5 645 120	458 322	26 318	52.0	12	11.0	5.6
5031	Lumber, plywood, millwork, and wood panels -----	10 590 139	599 299	27 080	54.8	18	8.3	5.2
5032	Brick, stone, and related construction materials -----	1 481 200	199 265	29 265	55.0	7	26.7	5.7
5033	Roofing, siding, and insulation materials -----	2 335 051	319 533	24 256	47.4	7	16.0	7.8
5039	Construction materials, n.e.c. -----	1 740 943	174 094	23 080	43.6	10	30.4	9.1
504	Professional and commercial equipment and supplies -----	1 772 543	182 838	26 594	57.6	10	25.3	10.5
5043	Photographic equipment and supplies -----	865 000	80 465	17 488	61.5	11	35.3	11.7
5044	Office equipment -----	1 392 350	123 418	24 822	64.8	11	31.0	10.4
5045	Computers and computer peripheral equipment and software -----	1 397 389	177 342	26 015	56.1	8	26.2	5.3
5046	Commercial equipment, n.e.c. -----	(D)	(D)	(D)	(D)	(D)	(D)	(D)
5047	Medical, dental, and hospital equipment and supplies -----	2 857 627	277 260	32 966	53.9	10	22.1	15.0
5048	Ophthalmic goods -----	(D)	(D)	(D)	(D)	(D)	(D)	(D)
5049	Professional equipment and supplies, n.e.c. -----	(D)	(D)	(D)	(D)	(D)	(D)	(D)
505	Metals and minerals, except petroleum -----	3 829 486	324 762	26 823	46.4	12	17.8	13.9
5051	Metals service centers and offices -----	(D)	(D)	(D)	(D)	(D)	(D)	(D)
5052	Coal and other minerals and ores -----	(D)	(D)	(D)	(D)	(D)	(D)	(D)
506	Electrical goods -----	2 091 336	241 470	24 944	54.1	9	19.1	13.3
5063	Electrical apparatus and equipment, wiring supplies, and construction materials -----	2 551 324	272 803	25 671	54.8	9	17.2	12.6
5064	Electrical appliances, television and radio sets -----	2 041 515	220 163	21 614	49.5	9	19.8	20.1
5065	Electronic parts and equipment, n.e.c. -----	1 061 286	155 655	24 608	54.4	7	29.1	11.8
507	Hardware, and plumbing and heating equipment and supplies -----	2 125 781	252 069	26 421	54.0	8	19.4	15.6
5072	Hardware -----	2 745 724	261 928	24 012	58.9	10	15.6	17.4
5074	Plumbing and heating equipment and supplies (hydronics) -----	(D)	(D)	(D)	(D)	(D)	(D)	(D)
5075	Warm air heating and air-conditioning equipment and supplies -----	2 105 620	305 244	29 238	50.4	7	19.0	15.9
5078	Refrigeration equipment and supplies -----	(D)	(D)	(D)	(D)	(D)	(D)	(D)
508	Machinery, equipment, and supplies -----	2 101 909	225 364	27 625	52.6	9	23.3	15.6
5082	Construction and mining (except petroleum) machinery and equipment -----	(D)	(D)	(D)	(D)	(D)	(D)	(D)
5083	Farm and garden machinery and equipment -----	1 412 265	163 510	19 213	55.7	9	21.1	31.5
5084	Industrial machinery and equipment -----	2 710 156	294 342	33 145	51.6	9	21.8	11.2
5085	Industrial supplies -----	2 012 804	195 300	25 914	51.1	10	25.9	13.7
5087	Service establishment equipment and supplies -----	(D)	(D)	(D)	(D)	(D)	(D)	(D)
5088	Transportation equipment and supplies, except motor vehicles -----	(D)	(D)	(D)	(D)	(D)	(D)	(D)
509	Miscellaneous durable goods -----	3 055 963	308 912	22 443	47.3	10	15.4	10.0
5091	Sporting and recreational goods and supplies -----	5 558 034	355 029	22 213	44.4	16	14.1	15.1
5092	Toys and hobby goods and supplies -----	1 471 727	279 121	29 233	40.5	5	25.8	17.9
5093	Scrap and waste materials -----	(D)	(D)	(D)	(D)	(D)	(D)	(D)
5094	Jewelry, watches, precious stones, and precious metals -----	(D)	(D)	(D)	(D)	(D)	(D)	(D)
5099	Durable goods, n.e.c. -----	3 866 533	566 968	25 978	50.0	7	9.2	5.9
51	Nondurable goods -----	4 077 878	367 582	23 430	48.2	11	13.2	8.2
511	Paper and paper products -----	2 101 948	169 034	20 360	56.6	12	21.3	6.9
5111	Printing and writing paper -----	(D)	(D)	(D)	(D)	(D)	(D)	(D)
5112	Stationery and office supplies -----	(D)	(D)	(D)	(D)	(D)	(D)	(D)
5113	Industrial and personal service paper -----	3 261 078	277 654	26 972	53.0	12	18.3	6.5
512	Drugs, drug proprietaries, and druggists' sundries -----	7 219 702	509 498	24 386	54.2	14	8.8	13.4
5122	Drugs, drug proprietaries, and druggists' sundries -----	7 219 702	509 498	24 386	54.2	14	8.8	13.4
513	Apparel, piece goods, and notions -----	4 409 510	407 488	22 359	45.6	11	12.0	19.9
5131	Piece goods, notions, and other dry goods -----	2 791 699	276 518	19 707	44.7	10	16.0	16.3
5136	Men's and boys' clothing and furnishings -----	5 554 091	459 361	23 810	44.1	12	11.7	13.4
5137	Women's, children's, and infants' clothing and accessories -----	(D)	(D)	(D)	(D)	(D)	(D)	(D)
5139	Footwear -----	(D)	(D)	(D)	(D)	(D)	(D)	(D)

See footnotes at end of table.

Table 2. Selected Ratios for the State: 1992 – Con.

[For meaning of abbreviations and symbols, see introductory text. For explanation of terms and comparability of 1987 and 1992 censuses, see appendix A]

SIC code	Type of operation and kind of business	Sales		Annual payroll		Employees per establishment ¹ (number)	Operating expenses as percent of sales	End-of-1992 inventories as percent of sales
		Per establishment (dollars)	Per employee ¹ (dollars)	Per employee ¹ (dollars)	As percent of operating expenses			
Merchant wholesalers – Con.								
51	Nondurable goods – Con.							
514	Groceries and related products	7 156 281	435 768	24 143	47.6	16	11.6	5.2
5141	Groceries, general line	19 345 382	617 020	24 092	52.6	31	7.4	8.2
5142	Packaged frozen foods	40 730 706	595 376	32 612	51.1	68	10.7	4.0
5143	Dairy products, except dried or canned	2 650 240	283 145	23 949	41.2	9	20.5	1.0
5144	Poultry and poultry products	(D)	(D)	(D)	(D)	(D)	(D)	(D)
5145	Confectionery	1 656 278	156 089	16 393	52.3	11	20.1	5.5
5146	Fish and seafoods	(D)	(D)	(D)	(D)	(D)	(D)	(D)
5147	Meats and meat products	(D)	(D)	(D)	(D)	(D)	(D)	(D)
5148	Fresh fruits and vegetables	3 320 857	422 655	24 353	34.9	8	16.5	.9
5149	Groceries and related products, n.e.c.	2 485 698	231 126	19 447	42.4	11	19.8	7.0
515	Farm-product raw materials	3 777 605	760 829	21 398	34.7	5	8.1	9.8
5153	Grain and field beans	3 301 579	575 505	18 220	35.3	6	9.0	12.3
5154	Livestock	3 978 077	718 264	18 931	35.3	6	7.5	1.2
5159	Farm-product raw materials, n.e.c.	4 219 971	1 078 095	27 752	33.8	4	7.6	10.7
516	Chemicals and allied products	2 175 616	264 669	30 144	50.3	8	22.6	8.3
5162	Plastics materials and basic forms and shapes	2 712 694	227 639	23 804	49.2	12	21.2	12.6
5169	Chemicals and allied products, n.e.c.	2 018 423	282 763	33 241	50.7	7	23.2	6.7
517	Petroleum and petroleum products	4 335 090	497 260	21 454	40.2	9	10.7	2.6
5171	Petroleum bulk stations and terminals	(D)	(D)	(D)	(D)	(D)	(D)	(D)
5172	Petroleum and petroleum products wholesalers, except bulk stations and terminals	(D)	(D)	(D)	(D)	(D)	(D)	(D)
518	Beer, wine, and distilled alcoholic beverages	(D)	(D)	(D)	(D)	(D)	(D)	(D)
5181	Beer and ale	10 197 717	350 594	28 726	46.6	29	17.6	4.3
5182	Wine and distilled alcoholic beverages	(D)	(D)	(D)	(D)	(D)	(D)	(D)
519	Miscellaneous nondurable goods	(D)	(D)	(D)	(D)	(D)	(D)	(D)
5191	Farm supplies	1 337 896	234 162	18 459	46.9	6	16.8	12.2
5192	Books, periodicals, and newspapers	1 766 000	163 782	19 496	53.8	11	22.1	4.5
5193	Flowers, nursery stock, and florists' supplies	765 659	125 568	17 484	44.8	6	31.1	9.5
5194	Tobacco and tobacco products	(D)	(D)	(D)	(D)	(D)	(D)	(D)
5198	Paints, varnishes, and supplies	1 622 846	158 624	24 184	55.7	10	27.4	14.4
5199	Nondurable goods, n.e.c.	(D)	(D)	(D)	(D)	(D)	(D)	(D)
Manufacturers' sales branches and sales offices		12 131 412	662 490	33 641	49.0	18	10.4	6.8
50	Durable goods	10 083 691	483 444	37 957	52.6	21	14.9	10.4
501	Motor vehicles and motor vehicle parts and supplies	32 118 600	1 384 422	40 466	45.3	23	6.5	1.8
502	Furniture and homefurnishings	16 335 857	235 290	15 615	48.7	69	13.6	21.4
503	Lumber and other construction materials	6 873 120	568 967	27 924	45.6	12	10.8	4.9
504	Professional and commercial equipment and supplies	12 159 577	399 683	50 695	56.2	30	22.6	5.5
505	Metals and minerals, except petroleum	2 038 500	239 824	30 471	60.6	9	21.0	10.0
506	Electrical goods	7 265 947	640 617	42 499	59.9	11	11.1	1.5
507	Hardware, and plumbing and heating equipment and supplies	6 185 278	458 169	30 230	50.6	14	13.1	28.2
508	Machinery, equipment, and supplies	4 255 607	341 424	33 625	56.3	12	17.5	21.6
509	Miscellaneous durable goods	47 803 750	387 075	48 166	48.4	124	25.7	26.7
51	Nondurable goods	13 599 248	824 860	29 728	45.5	16	7.9	4.9
511	Paper and paper products	18 315 167	1 625 607	46 541	53.5	11	5.4	2.0
512	Drugs, drug proprietaries, and druggists' sundries	(D)	(D)	(D)	(D)	(D)	(D)	(D)
513	Apparel, piece goods, and notions	16 111 000	984 561	25 956	57.2	16	4.6	7.9
514	Groceries and related products	10 709 548	321 390	25 791	55.0	33	14.6	3.1
515	Farm-product raw materials	-	-	-	-	-	-	-
516	Chemicals and allied products	7 851 094	682 704	36 310	42.0	12	12.7	4.1
517	Petroleum and petroleum products	(D)	(D)	(D)	(D)	(D)	(D)	(D)
518	Beer, wine, and distilled alcoholic beverages	(D)	(D)	(D)	(D)	(D)	(D)	(D)
519	Miscellaneous nondurable goods	4 799 031	672 074	27 339	40.4	7	10.1	2.7
Agents, brokers, and commission merchants		6 830 509	1 030 148	27 218	55.2	7	4.8	.7
50	Durable goods	5 503 670	887 443	28 597	55.6	6	5.8	1.3
501	Motor vehicles and motor vehicle parts and supplies	40 327 100	784 574	11 730	60.6	51	2.5	3.6
502	Furniture and homefurnishings	3 836 467	1 224 404	30 809	47.9	3	5.3	-
503	Lumber and other construction materials	2 389 182	906 241	22 793	49.9	3	5.0	.1
504	Professional and commercial equipment and supplies	3 097 250	848 562	39 425	56.3	4	8.2	.1
505	Metals and minerals, except petroleum	4 840 625	1 434 259	34 037	61.1	3	3.9	-
506	Electrical goods	3 572 000	1 094 126	34 973	56.7	3	5.6	-
507	Hardware, and plumbing and heating equipment and supplies	3 285 273	551 725	38 656	57.9	6	12.1	.4
508	Machinery, equipment, and supplies	3 779 833	792 546	41 712	54.2	5	9.7	.8
509	Miscellaneous durable goods	6 196 667	1 467 632	35 140	52.3	4	4.6	-
51	Nondurable goods	8 948 000	1 223 228	25 351	54.6	7	3.8	-
511	Paper and paper products	908 000	454 000	17 000	54.6	2	6.9	-
512	Drugs, drug proprietaries, and druggists' sundries	(D)	(D)	(D)	(D)	(D)	(D)	(D)
513	Apparel, piece goods, and notions	2 400 563	711 278	53 222	55.0	3	13.6	-
514	Groceries and related products	15 528 510	1 335 504	26 589	56.4	12	3.5	-
515	Farm-product raw materials	9 205 444	934 387	8 643	48.8	10	1.9	-
516	Chemicals and allied products	3 670 667	1 321 440	43 340	54.6	3	6.0	.6
517	Petroleum and petroleum products	(D)	(D)	(D)	(D)	(D)	(D)	(D)
518	Beer, wine, and distilled alcoholic beverages	(D)	(D)	(D)	(D)	(D)	(D)	(D)
519	Miscellaneous nondurable goods	(D)	(D)	(D)	(D)	(D)	(D)	(D)

¹Based on number of employees for pay period including March 12.

Table 3. Comparative Statistics for the State: 1992 and 1987 — Con.

[For meaning of abbreviations and symbols, see introductory text. For explanation of terms and comparability of 1987 and 1992 censuses, see appendix A]

SIC code	Type of operation and kind of business	Establishments		Sales			Annual payroll			Paid employees for pay period including March 12	
		1992 (number)	1987 (number)	1992 (\$1,000)	1987 (\$1,000)	Percent change 1987 to 1992	1992 (\$1,000)	1987 (\$1,000)	Percent change 1987 to 1992	1992 (number)	1987 (number)
Wholesale trade — Con.											
51	Nondurable goods — Con.										
514	Groceries and related products — Con.										
5146	Fish and seafoods	35	45	64 114	56 572	13.3	5 135	3 191	60.9	312	270
5147	Meats and meat products	26	37	94 101	121 520	-22.6	4 190	5 340	-21.5	226	315
5148	Fresh fruits and vegetables	55	51	169 690	229 859	-26.2	9 584	13 960	-31.3	399	936
5149	Groceries and related products, n.e.c.	98	114	826 884	606 822	-36.3	54 777	42 403	29.2	2 072	2 213
515	Farm-product raw materials	113	110	573 421	689 372	-16.8	11 436	12 325	-7.2	693	1 093
5153	Grain and field beans	38	41	125 460	129 018	-2.8	3 972	4 194	-5.3	218	287
5154	Livestock	27	21	133 733	140 618	-4.9	2 281	1 751	30.3	239	232
5159	Farm-product raw materials, n.e.c.	48	48	314 228	419 736	-25.1	5 183	6 380	-18.8	236	574
516	Chemicals and allied products	209	155	663 230	322 954	105.4	54 927	28 184	94.9	1 725	1 181
5162	Plastics materials and basic forms and shapes	46	25	144 586	58 950	145.3	14 774	4 071	262.9	542	181
5169	Chemicals and allied products, n.e.c.	163	130	518 644	264 004	96.5	40 153	24 113	66.5	1 183	1 000
517	Petroleum and petroleum products	259	284	2 045 909	2 274 927	-10.1	51 920	49 577	4.7	2 287	3 103
5171	Petroleum bulk stations and terminals	212	228	1 852 799	2 101 763	-11.8	43 385	41 813	3.8	1 884	2 492
5172	Petroleum and petroleum products wholesalers, except bulk stations and terminals	47	56	193 110	173 164	11.5	8 535	7 764	9.9	403	611
518	Beer, wine, and distilled alcoholic beverages	74	68	860 224	669 410	28.5	65 710	47 390	38.7	2 289	2 081
5181	Beer and ale	46	50	469 095	377 003	24.4	38 435	31 607	21.6	1 338	1 411
5182	Wine and distilled alcoholic beverages	28	18	391 129	292 407	33.8	27 275	15 783	72.8	951	670
519	Miscellaneous nondurable goods	559	507	1 384 611	947 159	46.2	86 418	62 382	38.5	4 058	3 818
5191	Farm supplies	214	246	405 999	300 751	35.0	25 197	21 584	16.7	1 231	1 482
5192	Books, periodicals, and newspapers	33	27	65 167	57 595	13.1	6 303	5 381	17.1	296	293
5193	Flowers, nursery stock, and florists' supplies	41	32	31 392	20 551	52.8	4 371	3 192	36.9	250	225
5194	Tobacco and tobacco products	35	33	307 269	224 553	36.8	11 661	7 597	53.5	658	510
5198	Paints, varnishes, and supplies	52	48	66 163	58 144	13.8	9 283	5 740	61.7	405	274
5199	Nondurable goods, n.e.c.	184	121	508 621	285 565	78.1	29 603	18 888	56.7	1 218	1 034
	Merchant wholesalers	4 797	4 566	14 014 692	11 793 831	18.8	1 150 036	880 723	30.6	47 068	47 207
50	Durable goods	3 155	3 023	7 318 817	6 753 131	8.4	723 243	567 352	27.5	28 852	29 213
501	Motor vehicles and motor vehicle parts and supplies	614	626	1 078 049	1 810 610	-40.5	90 995	82 380	10.5	4 555	5 247
5012	Automobiles and other motor vehicles	140	121	(D)	(D)	(D)	(D)	(D)	(D)	FF	GG
5013	Motor vehicle supplies and new parts	315	370	(D)	(D)	(D)	(D)	(D)	(D)	GG	HH
5014	Tires and tubes	57	48	136 533	(D)	(D)	13 318	(D)	(D)	563	FF
5015	Motor vehicle parts, used	102	87	44 253	38 474	15.0	9 387	5 891	59.3	584	482
502	Furniture and home furnishings	146	111	214 611	206 605	3.9	32 637	25 478	28.1	1 330	1 321
5021	Furniture	61	50	97 841	(D)	(D)	12 987	(D)	(D)	556	EE
5023	Home furnishings	85	61	116 770	(D)	(D)	19 650	(D)	(D)	774	FF
503	Lumber and other construction materials	183	191	1 033 057	1 062 962	-2.8	59 320	46 973	26.3	2 254	2 246
5031	Lumber, plywood, millwork, and wood panels	79	98	836 621	(D)	(D)	37 803	(D)	(D)	1 396	GG
5032	Brick, stone, and related construction materials	30	30	44 436	34 628	28.3	6 526	3 674	77.6	223	187
5033	Roofing, siding, and insulation materials	39	29	91 067	482 069	-81.1	6 913	12 364	-44.1	285	449
5039	Construction materials, n.e.c.	35	34	60 933	(D)	(D)	8 078	(D)	(D)	350	EE
504	Professional and commercial equipment and supplies	370	362	655 841	440 396	48.9	95 393	76 262	25.1	3 587	3 713
5043	Photographic equipment and supplies	4	9	3 460	3 951	-12.4	752	697	7.9	43	38
5044	Office equipment	103	125	143 412	127 317	12.6	28 843	28 606	.8	1 162	1 428
5045	Computers and computer peripheral equipment and software	108	79	150 918	93 817	60.9	22 139	16 688	32.7	851	808
5046	Commercial equipment, n.e.c.	44	60	(D)	65 162	(D)	(D)	10 821	(D)	EE	536
5047	Medical, dental, and hospital equipment and supplies	75	49	214 322	(D)	(D)	25 483	(D)	(D)	773	FF
5048	Ophthalmic goods	13	13	(D)	(D)	(D)	(D)	(D)	(D)	CC	CC
5049	Professional equipment and supplies, n.e.c.	23	27	(D)	30 263	(D)	(D)	3 819	(D)	CC	199
505	Metals and minerals, except petroleum	72	53	275 723	217 823	26.6	22 773	19 216	18.5	849	921
5051	Metals service centers and offices	66	51	(D)	(D)	(D)	(D)	(D)	(D)	FF	FF
5052	Coal and other minerals and ores	6	2	(D)	(D)	(D)	(D)	(D)	(D)	AA	AA
506	Electrical goods	286	261	598 122	533 980	12.0	61 787	51 226	20.6	2 477	2 695
5063	Electrical apparatus and equipment, wiring supplies, and construction materials	176	165	449 033	382 797	17.3	42 254	34 502	22.5	1 646	1 735
5064	Electrical appliances, television and radio sets	33	21	67 370	(D)	(D)	6 614	(D)	(D)	306	EE
5065	Electronic parts and equipment, n.e.c.	77	75	81 719	(D)	(D)	12 919	(D)	(D)	525	FF
507	Hardware, and plumbing and heating equipment and supplies	270	255	573 961	439 166	30.7	60 160	44 993	33.7	2 277	2 170
5072	Hardware	58	54	159 252	(D)	(D)	14 599	(D)	(D)	608	FF
5074	Plumbing and heating equipment and supplies (hydronics)	92	108	(D)	191 371	(D)	(D)	21 644	(D)	FF	1 075
5075	Warm air heating and air-conditioning equipment and supplies	108	85	227 407	138 626	64.0	21 782	12 144	79.4	745	532
5078	Refrigeration equipment and supplies	12	8	(D)	(D)	(D)	(D)	(D)	(D)	BB	BB
508	Machinery, equipment, and supplies	860	819	1 807 642	1 536 588	17.6	221 582	174 225	27.2	8 021	7 953
5082	Construction and mining (except petroleum) machinery and equipment	60	58	(D)	(D)	(D)	(D)	(D)	(D)	FF	GG
5083	Farm and garden machinery and equipment	113	124	159 586	(D)	(D)	18 752	(D)	(D)	976	GG
5084	Industrial machinery and equipment	347	318	940 424	745 816	26.1	105 897	73 718	43.7	3 195	2 952
5085	Industrial supplies	209	186	420 676	332 577	26.5	55 818	41 740	33.7	2 154	1 997
5087	Service establishment equipment and supplies	104	125	(D)	(D)	(D)	(D)	(D)	(D)	FF	FF
5088	Transportation equipment and supplies, except motor vehicles	27	8	(D)	(D)	(D)	(D)	(D)	(D)	CC	BB
509	Miscellaneous durable goods	354	345	1 081 811	505 001	114.2	78 596	46 599	68.7	3 502	2 947
5091	Sporting and recreational goods and supplies	58	41	322 366	154 358	108.8	20 169	10 232	97.1	908	706
5092	Toys and hobby goods and supplies	22	19	32 378	(D)	(D)	3 391	(D)	(D)	116	BB
5093	Scrap and waste materials	127	117	(D)	158 021	(D)	(D)	20 030	(D)	GG	1 312
5094	Jewelry, watches, precious stones, and precious metals	25	28	(D)	(D)	(D)	(D)	(D)	(D)	BB	CC
5099	Durable goods, n.e.c.	122	140	471 717	164 317	187.1	21 614	13 264	63.0	832	712

Table 3. Comparative Statistics for the State: 1992 and 1987 — Con.

[For meaning of abbreviations and symbols, see introductory text. For explanation of terms and comparability of 1987 and 1992 censuses, see appendix A]

SIC code	Type of operation and kind of business	Establishments		Sales			Annual payroll			Paid employees for pay period including March 12	
		1992 (number)	1987 (number)	1992 (\$1,000)	1987 (\$1,000)	Percent change 1987 to 1992	1992 (\$1,000)	1987 (\$1,000)	Percent change 1987 to 1992	1992 (number)	1987 (number)
Merchant wholesalers — Con.											
51	Nondurable goods	1 642	1 543	6 695 875	5 040 700	32.8	426 793	313 371	36.2	18 216	17 994
511	Paper and paper products	154	143	323 700	232 297	39.3	38 989	27 482	41.9	1 915	1 424
5111	Printing and writing paper	8	18	(D)	(D)	(D)	(D)	(D)	(D)	CC	EE
5112	Stationery and office supplies	95	81	(D)	51 475	(D)	(D)	8 592	(D)	GG	524
5113	Industrial and personal service paper	51	44	166 315	(D)	(D)	16 156	(D)	(D)	599	FF
512	Drugs, drug proprietaries, and druggists' sundries	47	37	339 326	(D)	(D)	16 241	(D)	(D)	666	FF
5122	Drugs, drug proprietaries, and druggists' sundries	47	37	339 326	(D)	(D)	16 241	(D)	(D)	666	FF
513	Apparel, piece goods, and notions	151	106	665 836	244 518	172.3	36 534	14 849	146.0	1 634	831
5131	Piece goods, notions, and other dry goods	73	61	203 794	68 161	199.0	14 524	7 223	101.1	737	346
5136	Men's and boys' clothing and furnishings	33	19	183 285	101 942	79.8	9 500	3 118	204.7	399	265
5137	Women's, children's, and infants' clothing and accessories	36	19	(D)	71 300	(D)	(D)	4 023	(D)	CC	202
5139	Footwear	9	7	(D)	3 115	(D)	(D)	485	(D)	EE	18
514	Groceries and related products	270	298	1 932 196	1 402 030	37.8	107 051	89 457	19.7	4 434	5 237
5141	Groceries, general line	34	43	657 743	705 786	-6.8	25 682	35 524	-27.7	1 066	1 578
5142	Packaged frozen foods	17	15	692 422	46 689	1 383.1	37 928	4 143	815.5	1 163	244
5143	Dairy products, except dried or canned	25	16	66 256	37 172	78.2	5 604	3 498	60.2	234	195
5144	Poultry and poultry products	16	15	(D)	69 671	(D)	(D)	6 797	(D)	EE	525
5145	Confectionery	18	30	29 813	(D)	(D)	3 131	(D)	(D)	191	EE
5146	Fish and seafoods	34	41	(D)	(D)	(D)	(D)	(D)	(D)	EE	EE
5147	Meats and meat products	24	33	(D)	(D)	(D)	(D)	(D)	(D)	CC	EE
5148	Fresh fruits and vegetables	49	44	162 722	217 138	-25.1	9 376	13 575	-30.9	385	921
5149	Groceries and related products, n.e.c.	53	61	131 742	166 718	-21.0	11 085	14 629	-24.2	570	894
515	Farm-product raw materials	86	79	324 874	380 508	-14.6	9 137	10 342	-11.7	427	789
5153	Grain and field beans	38	39	125 460	(D)	(D)	3 972	(D)	(D)	218	EE
5154	Livestock	13	11	51 715	(D)	(D)	1 363	(D)	(D)	72	BB
5159	Farm-product raw materials, n.e.c.	35	29	147 699	192 401	-23.2	3 802	5 336	-28.7	137	439
516	Chemicals and allied products	159	126	345 923	(D)	(D)	39 398	(D)	(D)	1 307	FF
5162	Plastics materials and basic forms and shapes	36	22	97 657	(D)	(D)	10 212	(D)	(D)	429	CC
5169	Chemicals and allied products, n.e.c.	123	104	248 266	136 734	81.6	29 186	14 621	99.6	878	596
517	Petroleum and petroleum products	234	252	1 014 411	912 990	11.1	43 766	40 869	7.1	2 040	2 805
5171	Petroleum bulk stations and terminals	189	201	(D)	748 977	(D)	(D)	33 529	(D)	GG	2 211
5172	Petroleum and petroleum products wholesalers, except bulk stations and terminals	45	51	(D)	164 013	(D)	(D)	7 340	(D)	EE	594
518	Beer, wine, and distilled alcoholic beverages	73	66	(D)	(D)	(D)	(D)	(D)	(D)	GG	GG
5181	Beer and ale	46	49	469 095	(D)	(D)	38 435	(D)	(D)	1 338	GG
5182	Wine and distilled alcoholic beverages	27	17	(D)	(D)	(D)	(D)	(D)	(D)	FF	FF
519	Miscellaneous nondurable goods	468	436	(D)	750 434	(D)	(D)	55 012	(D)	HH	3 489
5191	Farm supplies	192	234	256 876	259 535	-1.0	20 249	19 960	1.4	1 097	1 417
5192	Books, periodicals, and newspapers	23	19	40 618	30 685	32.4	4 835	3 332	45.1	248	205
5193	Flowers, nursery stock, and florists' supplies	41	31	31 392	(D)	(D)	4 371	(D)	(D)	250	CC
5194	Tobacco and tobacco products	34	31	(D)	(D)	(D)	(D)	(D)	(D)	FF	FF
5198	Paints, varnishes, and supplies	26	19	42 194	(D)	(D)	6 433	(D)	(D)	266	CC
5199	Nondurable goods, n.e.c.	152	102	(D)	199 608	(D)	(D)	17 805	(D)	FF	981
Manufacturers' sales branches and sales offices											
		388	330	4 706 988	3 542 859	32.9	239 021	141 248	69.2	7 105	5 269
50	Durable goods	162	138	1 633 558	983 678	66.1	128 256	74 718	71.7	3 379	2 342
501	Motor vehicles and motor vehicle parts and supplies	10	5	321 186	(D)	(D)	9 388	(D)	(D)	232	BB
502	Furniture and home furnishings	7	3	114 351	(D)	(D)	7 589	(D)	(D)	486	BB
503	Lumber and other construction materials	25	17	171 828	137 339	25.1	8 433	4 230	99.4	302	149
504	Professional and commercial equipment and supplies	26	47	316 149	354 926	-10.9	40 100	47 301	-15.2	791	1 381
505	Metals and minerals, except petroleum	6	1	12 231	(D)	(D)	1 554	(D)	(D)	51	AA
506	Electrical goods	38	35	276 106	205 992	34.0	18 317	12 342	48.4	431	372
507	Hardware, and plumbing and heating equipment and supplies	18	5	111 335	7 628	1 359.6	7 346	1 196	514.2	243	50
508	Machinery, equipment, and supplies	28	23	119 157	180 049	-33.8	11 735	3 941	197.8	349	142
509	Miscellaneous durable goods	4	2	191 215	(D)	(D)	23 794	(D)	(D)	494	BB
51	Nondurable goods	226	192	3 073 430	2 559 181	20.1	110 765	66 530	66.5	3 726	2 927
511	Paper and paper products	30	23	549 455	339 808	61.7	15 731	7 939	98.1	338	231
512	Drugs, drug proprietaries, and druggists' sundries	2	2	(D)	(D)	(D)	(D)	(D)	(D)	BB	AA
513	Apparel, piece goods, and notions	11	9	177 221	299 396	-40.8	4 672	2 607	79.2	180	188
514	Groceries and related products	62	65	663 992	357 150	85.9	53 284	33 636	58.4	2 066	1 624
515	Farm-product raw materials										
516	Chemicals and allied products	32	18	251 235	102 008	146.3	13 362	8 977	48.8	368	383
517	Petroleum and petroleum products	24	29	(D)	(D)	(D)	(D)	(D)	(D)	CC	EE
518	Beer, wine, and distilled alcoholic beverages	1	1	(D)	(D)	(D)	(D)	(D)	(D)	AA	AA
519	Miscellaneous nondurable goods	64	45	307 138	(D)	(D)	12 494	(D)	(D)	457	CC
Agents, brokers, and commission merchants											
		379	375	2 588 763	1 747 725	48.1	68 398	42 871	59.5	2 513	2 075
50	Durable goods	233	223	1 282 355	622 156	106.1	41 323	23 032	79.4	1 445	998
501	Motor vehicles and motor vehicle parts and supplies	10	10	403 271	68 749	486.6	6 029	1 281	370.6	514	173
502	Furniture and home furnishings	15	10	57 547	(D)	(D)	1 448	(D)	(D)	47	BB
503	Lumber and other construction materials	11	12	26 281	19 599	34.1	661	575	15.0	29	31
504	Professional and commercial equipment and supplies	20	17	61 945	25 865	139.5	2 878	1 726	66.7	73	75
505	Metals and minerals, except petroleum	16	12	77 450	(D)	(D)	1 838	(D)	(D)	54	BB
506	Electrical goods	34	30	121 448	(D)	(D)	3 882	(D)	(D)	111	BB

Table 3. Comparative Statistics for the State: 1992 and 1987 — Con.

[For meaning of abbreviations and symbols, see introductory text. For explanation of terms and comparability of 1987 and 1992 censuses, see appendix A]

SIC code	Type of operation and kind of business	Establishments		Sales			Annual payroll			Paid employees for pay period including March 12	
		1992 (number)	1987 (number)	1992 (\$1,000)	1987 (\$1,000)	Percent change 1987 to 1992	1992 (\$1,000)	1987 (\$1,000)	Percent change 1987 to 1992	1992 (number)	1987 (number)
	Agents, brokers, and commission merchants — Con.										
50	Durable goods — Con.										
507	Hardware, and plumbing and heating equipment and supplies	22	23	72 276	40 162	80.0	5 064	2 617	93.5	131	85
508	Machinery, equipment, and supplies	78	66	294 827	(D)	(D)	15 517	(D)	(D)	372	EE
509	Miscellaneous durable goods	27	43	167 310	(D)	(D)	4 006	(D)	(D)	114	CC
51	Nondurable goods	146	152	1 306 408	1 125 569	16.1	27 075	19 839	36.5	1 068	1 077
511	Paper and paper products	4	3	3 632	683	431.8	136	45	202.2	8	4
512	Drugs, drug proprietaries, and druggists' sundries	2	1	(D)	(D)	(D)	(D)	(D)	(D)	AA	AA
513	Apparel, piece goods, and notions	16	18	38 409	45 984	-16.5	2 874	988	190.9	54	21
514	Groceries and related products	51	58	791 954	599 365	32.1	15 767	12 623	24.9	593	566
515	Farm-product raw materials	27	31	248 547	308 864	-19.5	2 299	1 983	15.9	266	304
516	Chemicals and allied products	18	11	66 072	34 548	91.2	2 167	1 027	111.0	50	37
517	Petroleum and petroleum products	1	3	(D)	(D)	(D)	(D)	(D)	(D)	AA	AA
518	Beer, wine, and distilled alcoholic beverages	-	1	(D)	(D)	(D)	(D)	(D)	(D)	(D)	AA
519	Miscellaneous nondurable goods	27	26	(D)	(D)	(D)	(D)	(D)	(D)	BB	CC

Table 4. Summary Statistics for Counties and for Places With 2,500 Inhabitants or More: 1992

[For meaning of abbreviations and symbols, see introductory text. For explanation of terms and comparability of 1987 and 1992 censuses, see appendix A. For information on geographic areas followed by ▲, see appendix F]

Geographic area	Estab-lish-ments (number)	Sales (\$1,000)	Annual payroll (\$1,000)	Paid employees for pay period including March 12 (number)	Merchant wholesalers			Other operating types		
					Estab-lish-ments (number)	Sales (\$1,000)	Annual payroll (\$1,000)	Paid employees for pay period including March 12 (number)	Estab-lish-ments (number)	Sales (\$1,000)
South Carolina	5 564	21 310 443	1 457 455	56 686	4 797	14 014 692	1 150 036	47 068	767	7 295 751
Abbeville County	13	12 293	773	40	12	(D)	(D)	BB	1	(D)
Abbeville	5	(D)	(D)	AA	4	(D)	(D)	AA	1	(D)
Honea Path (part) ▲	-	-	-	-	-	-	-	-	-	-
Balance of county	8	(D)	(D)	BB	8	(D)	(D)	BB	-	-
Aiken County	95	(D)	(D)	FF	86	(D)	(D)	FF	9	(D)
Aiken	40	67 077	6 092	281	37	50 932	4 168	220	3	16 145
New Ellenton	1	(D)	(D)	AA	1	(D)	(D)	AA	-	-
North Augusta (part) ▲	16	(D)	(D)	CC	14	37 021	2 281	105	2	(D)
Balance of county	38	(D)	(D)	CC	34	(D)	(D)	CC	4	(D)
Allendale County	16	42 249	1 931	85	14	(D)	(D)	BB	2	(D)
Allendale	7	23 105	597	27	7	23 105	597	27	-	-
Balance of county	9	19 144	1 334	58	7	(D)	(D)	BB	2	(D)
Anderson County	207	727 037	38 417	1 785	173	272 386	26 981	1 296	34	454 651
Anderson	89	287 753	21 983	1 003	70	157 830	16 948	786	19	129 923
Belton	12	152 750	2 153	78	9	33 884	1 724	63	3	118 866
Clemson (part) ▲	1	(D)	(D)	AA	1	(D)	(D)	AA	-	-
Honea Path (part) ▲	4	6 675	148	9	4	6 675	148	9	-	-
Pendleton	6	4 410	644	41	6	4 410	644	41	-	-
Williamston	4	(D)	(D)	BB	3	336	38	6	1	(D)
Balance of county	91	(D)	(D)	FF	80	(D)	(D)	EE	11	(D)
Bamberg County	11	25 965	1 013	51	9	(D)	(D)	BB	2	(D)
Bamberg	4	15 389	533	24	4	15 389	533	24	-	-
Denmark	4	8 210	254	19	3	(D)	(D)	AA	1	(D)
Balance of county	3	2 366	226	8	2	(D)	(D)	AA	1	(D)
Barnwell County	11	29 199	768	61	11	29 199	768	61	-	-
Barnwell	7	(D)	(D)	BB	7	(D)	(D)	BB	-	-
Blackville	-	-	-	-	-	-	-	-	-	-
Williston	2	(D)	(D)	AA	2	(D)	(D)	AA	-	-
Balance of county	2	(D)	(D)	BB	2	(D)	(D)	BB	-	-
Beaufort County	144	202 390	18 112	778	124	149 881	15 220	682	20	52 509
Beaufort	24	17 817	2 037	111	20	16 457	1 954	102	4	1 360
Hilton Head Island	54	93 811	6 155	229	43	60 621	4 991	210	11	33 190
Port Royal	4	(D)	(D)	BB	3	9 527	895	51	1	(D)
Balance of county	62	(D)	(D)	EE	58	63 276	7 380	319	4	(D)
Berkeley County	69	231 388	22 827	906	65	207 193	21 622	870	4	24 195
Charleston (part) ▲	-	-	-	-	-	-	-	-	-	-
Goose Creek (part) ▲	11	9 560	1 699	83	11	9 560	1 699	83	-	-
Hanahan	11	97 747	10 525	390	9	(D)	(D)	EE	2	(D)
Moncks Corner	10	15 824	1 363	73	10	15 824	1 363	73	-	-
North Charleston (part) ▲	2	(D)	(D)	BB	1	(D)	(D)	BB	1	(D)
Summerville (part) ▲	7	32 986	3 325	132	6	(D)	(D)	CC	1	(D)
Balance of county	28	(D)	(D)	CC	28	(D)	(D)	CC	-	-
Calhoun County	9	43 066	1 811	113	9	43 066	1 811	113	-	-

Table 4. Summary Statistics for Counties and for Places With 2,500 Inhabitants or More: 1992—Con.

[For meaning of abbreviations and symbols, see introductory text. For explanation of terms and comparability of 1987 and 1992 censuses, see appendix A. For information on geographic areas followed by ▲, see appendix F]

Geographic area	Estab- lish- ments (number)	Sales (\$1,000)	Annual payroll (\$1,000)	Paid employees for pay period including March 12 (number)	Merchant wholesalers			Other operating types		
					Estab- lish- ments (number)	Sales (\$1,000)	Annual payroll (\$1,000)	Paid employees for pay period including March 12 (number)	Estab- lish- ments (number)	Sales (\$1,000)
South Carolina—Con.										
Charleston County	552	2 430 480	146 418	5 984	466	1 461 339	112 569	4 884	86	969 141
Charleston (part) ▲	155	486 165	38 498	1 633	129	319 828	33 092	1 449	26	166 337
Goose Creek (part) ▲	—	—	—	—	—	—	—	—	—	—
Isle of Palms	1	(D)	(D)	AA	—	—	—	—	1	(D)
Mount Pleasant	50	160 454	9 054	297	39	46 502	5 385	221	11	113 952
North Charleston (part) ▲	134	(D)	(D)	GG	117	(D)	(D)	GG	17	(D)
Summerville (part) ▲	—	—	—	—	—	—	—	—	—	—
Balance of county	212	711 205	50 568	2 022	181	(D)	(D)	GG	31	(D)
Cherokee County	43	88 055	7 668	401	39	(D)	(D)	EE	4	(D)
Gaffney	29	47 897	5 328	283	27	(D)	(D)	CC	2	(D)
Balance of county	14	40 158	2 340	118	12	(D)	(D)	BB	2	(D)
Chester County	22	155 091	8 378	334	18	(D)	(D)	CC	4	(D)
Chester	15	(D)	(D)	CC	13	33 851	2 529	125	2	(D)
Balance of county	7	(D)	(D)	CC	5	(D)	(D)	BB	2	(D)
Chesterfield County	40	92 407	6 330	327	39	(D)	(D)	EE	1	(D)
Cheraw	18	57 823	4 423	205	18	57 823	4 423	205	—	—
Pageland	6	(D)	(D)	BB	5	(D)	(D)	BB	1	(D)
Balance of county	16	(D)	(D)	BB	16	(D)	(D)	BB	—	—
Clarendon County	28	59 617	4 337	225	26	(D)	(D)	CC	2	(D)
Manning	16	44 474	3 391	135	16	44 474	3 391	135	—	—
Balance of county	12	15 143	946	90	10	(D)	(D)	BB	2	(D)
Colleton County	45	178 678	10 570	459	40	152 883	9 753	407	5	25 795
Walterboro	25	156 063	9 157	349	22	(D)	(D)	EE	3	(D)
Balance of county	20	22 615	1 413	110	18	(D)	(D)	BB	2	(D)
Darlington County	90	540 030	18 520	878	79	126 745	8 479	470	11	413 285
Darlington	23	334 995	6 812	414	19	(D)	(D)	CC	4	(D)
Hartsville	32	141 257	7 257	251	29	(D)	(D)	CC	3	(D)
Balance of county	35	63 778	4 451	213	31	(D)	(D)	CC	4	(D)
Dillon County	41	153 940	8 773	347	40	(D)	(D)	EE	1	(D)
Dillon	17	(D)	(D)	CC	16	(D)	(D)	CC	1	(D)
Balance of county	24	(D)	(D)	CC	24	(D)	(D)	CC	—	—
Dorchester County	74	101 330	9 847	425	64	70 006	7 484	342	10	31 324
North Charleston (part) ▲	—	—	—	—	—	—	—	—	—	—
Summerville (part) ▲	42	55 970	4 737	217	35	(D)	(D)	CC	7	(D)
Balance of county	32	45 360	5 110	208	29	(D)	(D)	CC	3	(D)
Edgefield County	19	(D)	(D)	BB	16	(D)	(D)	BB	3	(D)
Edgefield	4	(D)	(D)	BB	3	(D)	(D)	BB	1	(D)
Johnston	9	10 468	509	45	9	10 468	509	45	—	—
North Augusta (part) ▲	—	—	—	—	—	—	—	—	—	—
Balance of county	6	(D)	(D)	AA	4	(D)	(D)	AA	2	(D)
Fairfield County	9	17 788	1 186	68	9	17 788	1 186	68	—	—
Winnsboro	4	(D)	(D)	BB	4	(D)	(D)	BB	—	—
Balance of county	5	(D)	(D)	BB	5	(D)	(D)	BB	—	—
Florence County	256	921 118	73 752	3 105	230	786 948	65 106	2 691	26	134 170
Florence	154	528 998	47 868	1 929	141	480 877	44 191	1 799	13	48 121
Lake City	18	29 412	1 881	87	17	(D)	(D)	BB	1	(D)
Balance of county	84	362 708	24 003	1 089	72	(D)	(D)	FF	12	(D)
Georgetown County	56	116 128	8 473	394	48	(D)	(D)	EE	8	(D)
Andrews (part) ▲	6	11 689	1 028	65	6	11 689	1 028	65	—	—
Georgetown	31	75 900	5 577	246	28	40 453	4 615	215	3	35 447
Balance of county	19	28 539	1 868	83	14	(D)	(D)	BB	5	(D)
Greenville County	946	5 295 182	350 610	11 335	753	3 022 145	243 454	8 581	193	2 273 037
Fountain Inn (part) ▲	10	(D)	(D)	BB	10	(D)	(D)	BB	—	—
Greenville	448	2 893 232	183 098	5 954	354	1 354 255	121 142	4 433	94	1 538 977
Greer (part) ▲	66	249 446	17 198	687	56	222 828	14 778	532	10	26 618
Mauldin	24	129 064	5 840	167	20	34 594	3 338	122	4	94 470
Simpsonville	29	80 084	6 381	199	20	41 893	4 004	137	9	38 191
Travelers Rest	14	19 662	2 202	79	14	19 662	2 202	79	—	—
Balance of county	355	(D)	(D)	HH	279	(D)	(D)	HH	76	574 781
Greenwood County	73	123 427	11 529	632	67	93 401	10 146	592	6	30 026
Greenwood	52	(D)	(D)	EE	47	(D)	(D)	EE	5	(D)
Balance of county	21	(D)	(D)	CC	20	(D)	(D)	CC	1	(D)
Hampton County	21	92 475	3 331	191	19	(D)	(D)	CC	2	(D)
Hampton	5	4 982	742	48	5	4 982	742	48	—	—
Balance of county	16	87 493	2 589	143	14	(D)	(D)	CC	2	(D)
Horry County	260	374 226	32 864	1 670	243	347 068	31 210	1 596	17	27 158
Conway	31	74 723	4 791	255	28	(D)	(D)	CC	3	(D)
Myrtle Beach	112	156 720	15 054	688	103	146 695	14 430	660	9	10 025
North Myrtle Beach	18	14 256	852	62	18	14 256	852	62	—	—
Surfside Beach	12	6 490	713	45	12	6 490	713	45	—	—
Balance of county	87	122 037	11 454	620	82	(D)	(D)	FF	5	(D)
Jasper County	9	37 297	2 589	102	8	(D)	(D)	BB	1	(D)
Kershaw County	30	42 954	3 610	170	27	36 900	3 225	161	3	6 054
Camden	21	30 790	2 729	123	18	24 736	2 344	114	3	6 054
Balance of county	9	12 164	881	47	9	12 164	881	47	—	—
Lancaster County	47	172 859	7 834	365	44	(D)	(D)	EE	3	(D)
Lancaster	29	61 026	4 692	227	27	(D)	(D)	CC	2	(D)
Balance of county	18	111 833	3 142	138	17	(D)	(D)	CC	1	(D)

Table 4. Summary Statistics for Counties and for Places With 2,500 Inhabitants or More: 1992—Con.

[For meaning of abbreviations and symbols, see introductory text. For explanation of terms and comparability of 1987 and 1992 censuses, see appendix A. For information on geographic areas followed by ▲, see appendix F]

Geographic area	Estab- lish- ments (number)	Sales (\$1,000)	Annual payroll (\$1,000)	Paid employees for pay period including March 12 (number)	Merchant wholesalers			Other operating types		
					Estab- lish- ments (number)	Sales (\$1,000)	Annual payroll (\$1,000)	Paid employees for pay period including March 12 (number)	Estab- lish- ments (number)	Sales (\$1,000)
South Carolina—Con.										
Laurens County	43	62 786	7 268	313	40	58 399	6 920	301	3	4 387
Clinton	11	17 130	1 646	91	11	17 130	1 646	91	—	—
Fountain Inn (part) ▲	3	(D)	(D)	BB	2	(D)	(D)	BB	1	(D)
Laurens	11	14 526	1 718	84	10	(D)	(D)	BB	1	(D)
Balance of county	18	(D)	(D)	BB	17	(D)	(D)	BB	1	(D)
Lee County	22	41 785	3 489	169	17	31 286	2 939	143	5	10 499
Bishopville	13	28 102	2 764	138	10	(D)	(D)	CC	3	(D)
Balance of county	9	13 683	725	31	7	(D)	(D)	BB	2	(D)
Lexington County	299	1 512 778	110 189	4 244	265	1 243 504	94 669	3 680	34	269 274
Batesburg (part) ▲	4	15 537	849	45	4	15 537	849	45	—	—
Cayce	22	164 017	10 256	490	22	164 017	10 256	490	—	—
Columbia (part) ▲	5	8 393	1 026	60	5	8 393	1 026	60	—	—
Irmo (part) ▲	13	15 085	1 714	85	10	10 983	1 438	71	3	4 102
Lexington	26	47 809	5 710	237	23	28 814	5 011	184	3	18 995
Springdale	2	(D)	(D)	AA	2	(D)	(D)	AA	—	—
West Columbia	89	299 842	27 652	1 081	84	258 022	21 538	881	5	41 820
Balance of county	138	(D)	(D)	GG	115	(D)	(D)	GG	23	204 357
McCormick County	8	5 910	540	31	8	5 910	540	31	—	—
Marion County	43	61 801	3 555	263	40	(D)	(D)	CC	3	(D)
Marion	16	21 942	1 491	114	16	21 942	1 491	114	—	—
Mullins	15	31 027	1 494	119	13	(D)	(D)	BB	2	(D)
Balance of county	12	8 832	570	30	11	(D)	(D)	BB	1	(D)
Marlboro County	19	39 688	2 738	123	19	39 688	2 738	123	—	—
Bennettsville	11	33 988	2 300	99	11	33 988	2 300	99	—	—
McColl	3	(D)	(D)	AA	3	(D)	(D)	AA	—	—
Balance of county	5	(D)	(D)	BB	5	(D)	(D)	BB	—	—
Newberry County	39	141 955	10 798	582	39	141 955	10 798	582	—	—
Newberry	21	63 801	6 320	335	21	63 801	6 320	335	—	—
Balance of county	18	78 154	4 478	247	18	78 154	4 478	247	—	—
Oconee County	68	78 129	6 267	347	65	75 513	6 176	344	3	2 616
Seneca	27	30 836	2 235	119	27	30 836	2 235	119	—	—
Walhalla	9	3 005	449	32	9	3 005	449	32	—	—
Westminster	8	6 514	621	47	7	(D)	(D)	BB	1	(D)
Balance of county	24	37 774	2 962	149	22	(D)	(D)	CC	2	(D)
Orangeburg County	117	285 646	18 765	915	106	210 736	16 369	780	11	74 910
Orangeburg	60	220 693	13 936	611	54	155 289	12 125	512	6	65 404
Balance of county	57	64 953	4 829	304	52	55 447	4 244	268	5	9 506
Pickens County	90	108 576	11 618	509	84	(D)	(D)	EE	6	(D)
Clemson (part) ▲	7	(D)	(D)	AA	7	(D)	(D)	AA	—	—
Easley	51	54 319	7 104	282	49	(D)	(D)	EE	2	(D)
Liberty	4	3 122	775	21	4	3 122	775	21	—	—
Pickens	11	21 313	1 039	63	8	(D)	(D)	BB	3	(D)
Balance of county	17	(D)	(D)	CC	16	27 446	2 439	128	1	(D)
Richland County	622	2 541 940	214 243	7 875	507	1 670 511	159 101	6 439	115	871 429
Columbia (part) ▲	390	1 605 793	133 189	4 634	316	1 021 955	96 593	3 778	74	583 838
Forest Acres	6	2 968	250	26	4	(D)	(D)	BB	2	(D)
Irmo (part) ▲	5	5 383	977	40	5	5 383	977	40	—	—
Balance of county	221	927 796	79 827	3 175	182	(D)	(D)	HH	39	(D)
Saluda County	12	50 269	1 310	115	9	26 185	1 053	70	3	24 084
Batesburg (part) ▲	—	—	—	—	—	—	—	—	—	—
Saluda	7	20 266	642	60	6	(D)	(D)	BB	1	(D)
Balance of county	5	30 003	668	55	3	(D)	(D)	BB	2	(D)
Spartanburg County	524	2 612 332	155 317	5 678	465	1 845 002	135 101	4 852	59	767 330
Greer (part) ▲	9	6 130	522	39	9	6 130	522	39	—	—
Spartanburg	193	991 297	51 857	1 862	160	614 620	43 392	1 563	33	376 677
Wellford	5	13 290	1 483	51	5	13 290	1 483	51	—	—
Woodruff	5	7 367	388	34	5	7 367	388	34	—	—
Balance of county	312	1 594 248	101 067	3 692	286	1 203 595	89 316	3 165	26	390 653
Sumter County	104	201 642	21 513	923	96	174 526	19 835	860	8	27 116
Sumter	81	168 652	17 931	752	75	(D)	(D)	FF	6	(D)
Balance of county	23	32 990	3 582	171	21	(D)	(D)	CC	2	(D)
Union County	19	39 933	5 575	176	16	(D)	(D)	BB	3	(D)
Union	10	6 657	701	54	8	(D)	(D)	BB	2	(D)
Balance of county	9	33 276	4 874	122	8	(D)	(D)	BB	1	(D)
Williamsburg County	42	94 067	6 276	387	38	75 259	6 002	371	4	18 808
Andrews (part) ▲	—	—	—	—	—	—	—	—	—	—
Kingstree	13	35 659	2 611	156	13	35 659	2 611	156	—	—
Balance of county	29	58 408	3 665	231	25	39 600	3 391	215	4	18 808
York County	257	805 071	60 226	2 080	205	504 324	47 047	1 789	52	300 747
Clover	17	110 170	3 243	176	15	(D)	(D)	CC	2	(D)
Fort Mill	32	171 584	11 282	303	29	(D)	(D)	CC	3	(D)
Rock Hill	115	349 137	31 829	1 169	94	201 414	25 405	1 002	21	147 723
Tega Cay	3	(D)	(D)	AA	1	(D)	(D)	AA	2	(D)
York	18	36 709	2 606	99	16	(D)	(D)	BB	2	(D)
Balance of county	72	(D)	(D)	EE	50	(D)	(D)	EE	22	57 925

Table 5. Summary Statistics for Places With 200 Establishments or More: 1992

[For meaning of abbreviations and symbols, see introductory text. For explanation of terms and comparability of 1987 and 1992 censuses, see appendix A. For information on geographic areas followed by ▲, see appendix F]

SIC code	Geographic area and kind of business	Estab-lish-ments (number)	Sales (\$1,000)	Annual payroll (\$1,000)	Paid employees for pay period including March 12 (number)	Merchant wholesalers			Other operating types		
						Estab-lish-ments (number)	Sales (\$1,000)	Annual payroll (\$1,000)	Paid employees for pay period including March 12 (number)	Estab-lish-ments (number)	Sales (\$1,000)
COLUMBIA ▲											
	Wholesale trade -----	395	1 614 186	134 215	4 694	321	1 030 348	97 619	3 838	74	583 838
50	Durable goods -----	261	772 426	80 420	2 676	220	464 918	56 322	2 165	41	307 508
501	Motor vehicles and motor vehicle parts and supplies -----	31	73 266	6 286	306	30	(D)	(D)	EE	1	(D)
502	Furniture and homefurnishings -----	21	31 754	2 380	120	19	(D)	(D)	CC	2	(D)
503	Lumber and other construction materials -----	24	128 028	7 232	229	19	70 375	5 608	183	5	57 653
504	Professional and commercial equipment and supplies -----	49	170 767	25 199	712	41	52 233	10 876	452	8	118 534
505	Metals and minerals, except petroleum -----	3	31 509	1 911	58	2	(D)	(D)	BB	1	(D)
506	Electrical goods -----	34	127 860	11 554	382	22	(D)	(D)	EE	12	(D)
507	Hardware, and plumbing and heating equipment and supplies -----	29	91 781	11 069	300	24	71 076	8 436	234	5	20 705
508	Machinery, equipment, and supplies -----	55	99 027	12 410	483	49	(D)	(D)	EE	6	(D)
509	Miscellaneous durable goods -----	15	18 434	2 379	86	14	(D)	(D)	BB	1	(D)
51	Nondurable goods -----	134	841 760	53 795	2 018	101	565 430	41 297	1 673	33	276 330
511	Paper and paper products -----	24	45 463	5 586	271	15	24 293	3 440	217	9	21 170
512	Drugs, drug proprietaries, and druggists' sundries -----	5	(D)	(D)	BB	4	(D)	(D)	AA	1	(D)
513	Apparel, piece goods, and notions -----	19	(D)	(D)	CC	18	(D)	(D)	BB	1	(D)
514	Groceries and related products -----	30	171 804	10 007	394	20	43 910	3 494	189	10	127 894
515	Farm-product raw materials -----	2	(D)	(D)	AA	1	(D)	(D)	AA	1	(D)
516	Chemicals and allied products -----	10	21 946	2 571	88	6	11 798	1 773	66	4	10 148
517	Petroleum and petroleum products -----	5	30 612	1 440	83	5	30 612	1 440	83	-	-
518	Beer, wine, and distilled alcoholic beverages -----	10	(D)	(D)	FF	10	(D)	(D)	FF	-	-
519	Miscellaneous nondurable goods -----	29	185 944	6 962	316	22	(D)	(D)	EE	7	(D)
GREENVILLE											
	Wholesale trade -----	448	2 893 232	183 098	5 954	354	1 354 255	121 142	4 433	94	1 538 977
50	Durable goods -----	316	1 817 477	141 223	4 352	262	1 048 510	100 888	3 559	54	768 967
501	Motor vehicles and motor vehicle parts and supplies -----	23	341 892	15 398	491	20	(D)	(D)	EE	3	(D)
502	Furniture and homefurnishings -----	16	43 204	5 207	142	14	(D)	(D)	CC	2	(D)
503	Lumber and other construction materials -----	20	97 995	7 935	247	14	(D)	(D)	CC	6	(D)
504	Professional and commercial equipment and supplies -----	56	231 973	34 998	1 018	50	110 549	19 502	726	6	121 424
505	Metals and minerals, except petroleum -----	10	(D)	(D)	CC	9	(D)	(D)	CC	1	(D)
506	Electrical goods -----	47	311 056	21 117	627	32	123 585	12 910	447	15	187 471
507	Hardware, and plumbing and heating equipment and supplies -----	36	82 626	7 818	273	30	70 537	6 983	258	6	12 089
508	Machinery, equipment, and supplies -----	89	217 395	27 080	953	75	185 465	24 416	902	14	31 930
509	Miscellaneous durable goods -----	19	(D)	(D)	EE	18	(D)	(D)	EE	1	(D)
51	Nondurable goods -----	132	1 075 755	41 875	1 602	92	305 745	20 254	874	40	770 010
511	Paper and paper products -----	22	302 277	8 550	277	15	48 031	5 036	214	7	254 246
512	Drugs, drug proprietaries, and druggists' sundries -----	4	6 473	631	10	3	(D)	(D)	AA	1	(D)
513	Apparel, piece goods, and notions -----	9	(D)	(D)	CC	8	(D)	(D)	CC	1	(D)
514	Groceries and related products -----	29	484 227	16 573	684	11	31 271	1 935	101	18	452 956
515	Farm-product raw materials -----	5	(D)	(D)	AA	4	(D)	(D)	AA	1	(D)
516	Chemicals and allied products -----	20	65 546	4 465	131	15	40 477	3 539	103	5	25 069
517	Petroleum and petroleum products -----	6	11 949	706	38	6	11 949	706	38	-	-
518	Beer, wine, and distilled alcoholic beverages -----	2	(D)	(D)	BB	2	(D)	(D)	BB	-	-
519	Miscellaneous nondurable goods -----	35	(D)	(D)	EE	28	97 999	5 883	225	7	(D)

Table 6. Summary Statistics for Counties With 200 Establishments or More: 1992

[For meaning of abbreviations and symbols, see introductory text. For explanation of terms and comparability of 1987 and 1992 censuses, see appendix A. For information on geographic areas followed by ▲, see appendix F]

SIC code	Geographic area and kind of business	Estab-lish-ments (number)	Sales (\$1,000)	Annual payroll (\$1,000)	Paid employees for pay period including March 12 (number)	Merchant wholesalers				Other operating types	
						Estab-lish-ments (number)	Sales (\$1,000)	Annual payroll (\$1,000)	Paid employees for pay period including March 12 (number)	Estab-lish-ments (number)	Sales (\$1,000)
ANDERSON COUNTY											
	Wholesale trade	207	727 037	38 417	1 785	173	272 386	26 981	1 296	34	454 651
50	Durable goods	134	309 187	22 684	1 085	114	(D)	(D)	FF	20	(D)
501	Motor vehicles and motor vehicle parts and supplies	27	64 029	4 791	302	26	(D)	(D)	CC	1	(D)
502	Furniture and homefurnishings	8	(D)	(D)	CC	7	(D)	(D)	CC	1	(D)
503	Lumber and other construction materials	7	5 576	416	25	5	(D)	(D)	AA	2	(D)
504	Professional and commercial equipment and supplies	4	2 316	241	17	4	2 316	241	17	—	—
505	Metals and minerals, except petroleum	7	21 648	871	37	5	(D)	(D)	AA	2	(D)
506	Electrical goods	13	(D)	(D)	BB	12	(D)	(D)	BB	1	(D)
507	Hardware, and plumbing and heating equipment and supplies	12	97 124	5 133	181	10	(D)	(D)	BB	2	(D)
508	Machinery, equipment, and supplies	36	40 495	4 096	203	28	(D)	(D)	CC	8	(D)
509	Miscellaneous durable goods	20	(D)	(D)	CC	17	(D)	(D)	CC	3	(D)
51	Nondurable goods	73	417 850	15 733	700	59	(D)	(D)	FF	14	(D)
511	Paper and paper products	3	(D)	(D)	BB	3	(D)	(D)	BB	—	—
512	Drugs, drug proprietaries, and druggists' sundries	1	(D)	(D)	AA	1	(D)	(D)	AA	—	—
513	Apparel, piece goods, and notions	9	46 690	2 016	113	8	(D)	(D)	BB	1	(D)
514	Groceries and related products	14	41 511	2 950	132	11	(D)	(D)	BB	3	(D)
515	Farm-product raw materials	5	(D)	(D)	BB	4	21 399	303	12	1	(D)
516	Chemicals and allied products	9	16 595	2 612	94	6	(D)	(D)	BB	3	(D)
517	Petroleum and petroleum products	10	204 184	1 957	64	6	(D)	(D)	BB	4	(D)
518	Beer, wine, and distilled alcoholic beverages	4	37 666	2 700	92	4	37 666	2 700	92	—	—
519	Miscellaneous nondurable goods	18	(D)	(D)	CC	16	(D)	(D)	CC	2	(D)
CHARLESTON COUNTY											
	Wholesale trade	552	2 430 480	146 418	5 984	466	1 461 339	112 569	4 884	86	969 141
50	Durable goods	371	1 004 807	88 763	3 543	338	855 322	79 608	3 250	33	149 485
501	Motor vehicles and motor vehicle parts and supplies	58	281 251	10 060	472	58	281 251	10 060	472	—	—
5012	Automobiles and other motor vehicles	13	(D)	(D)	CC	13	(D)	(D)	CC	—	—
5013	Motor vehicle supplies and new parts	31	36 513	5 774	271	31	36 513	5 774	271	—	—
5014	Tires and tubes	8	13 759	1 536	69	8	13 759	1 536	69	—	—
5015	Motor vehicle parts, used	6	(D)	(D)	BB	6	(D)	(D)	BB	—	—
502	Furniture and homefurnishings	23	36 979	6 688	278	20	(D)	(D)	EE	3	(D)
5021	Furniture	9	(D)	(D)	CC	8	(D)	(D)	CC	1	(D)
5023	Homefurnishings	14	(D)	(D)	CC	12	17 851	3 941	134	2	(D)
503	Lumber and other construction materials	29	93 296	7 309	302	22	(D)	(D)	CC	7	(D)
5031	Lumber, plywood, millwork, and wood panels	11	(D)	(D)	BB	7	(D)	(D)	BB	4	8 864
5032	Brick, stone, and related construction materials	5	8 278	1 212	47	3	(D)	(D)	BB	2	(D)
5033	Roofing, siding, and insulation materials	8	(D)	(D)	BB	8	(D)	(D)	BB	—	—
5039	Construction materials, n.e.c.	5	(D)	(D)	BB	4	(D)	(D)	BB	1	(D)
504	Professional and commercial equipment and supplies	67	106 158	17 011	605	60	90 661	14 811	555	7	15 497
5043	Photographic equipment and supplies	—	(D)	(D)	—	—	—	—	—	—	—
5044	Office equipment	24	36 119	6 249	233	20	28 754	5 016	203	4	7 365
5045	Computers and computer peripheral equipment and software	15	(D)	(D)	CC	15	(D)	(D)	CC	—	—
5046	Commercial equipment, n.e.c.	7	(D)	(D)	BB	7	(D)	(D)	BB	—	—
5047	Medical, dental, and hospital equipment and supplies	17	(D)	(D)	CC	14	(D)	(D)	CC	3	8 132
5048	Ophthalmic goods	1	(D)	(D)	AA	1	(D)	(D)	AA	—	—
5049	Professional equipment and supplies, n.e.c.	3	(D)	(D)	AA	3	(D)	(D)	AA	—	—
505	Metals and minerals, except petroleum	10	(D)	(D)	BB	9	32 174	2 285	85	1	(D)
5051	Metals service centers and offices	9	33 614	2 285	83	8	(D)	(D)	BB	1	(D)
5052	Coal and other minerals and ores	1	(D)	(D)	AA	1	(D)	(D)	AA	—	—
506	Electrical goods	41	125 888	10 800	403	34	93 890	7 731	312	7	31 998
5063	Electrical apparatus and equipment, wiring supplies, and construction materials	29	(D)	(D)	EE	24	81 541	5 848	230	5	(D)
5064	Electrical appliances, television and radio sets	6	(D)	(D)	BB	6	(D)	(D)	BB	—	—
5065	Electronic parts and equipment, n.e.c.	6	(D)	(D)	CC	4	(D)	(D)	BB	2	(D)
507	Hardware, and plumbing and heating equipment and supplies	36	71 710	8 539	353	33	(D)	(D)	EE	3	(D)
5072	Hardware	9	(D)	(D)	BB	8	(D)	(D)	BB	1	(D)
5074	Plumbing and heating equipment and supplies (hydronics)	10	(D)	(D)	CC	8	20 116	2 970	117	2	(D)
5075	Warm air heating and air-conditioning equipment and supplies	15	(D)	(D)	CC	15	(D)	(D)	CC	—	—
5078	Refrigeration equipment and supplies	2	(D)	(D)	AA	2	(D)	(D)	AA	—	—
508	Machinery, equipment, and supplies	78	134 464	19 189	768	76	(D)	(D)	FF	2	(D)
5082	Construction and mining (except petroleum) machinery and equipment	7	17 842	2 547	103	7	17 842	2 547	103	—	—
5083	Farm and garden machinery and equipment	6	(D)	(D)	BB	6	(D)	(D)	BB	—	—
5084	Industrial machinery and equipment	22	38 887	5 399	184	21	(D)	(D)	CC	1	(D)
5085	Industrial supplies	29	58 254	8 500	353	29	58 254	8 500	353	—	—
5087	Service establishment equipment and supplies	8	(D)	(D)	BB	7	4 723	1 159	61	1	(D)
5088	Transportation equipment and supplies, except motor vehicles	6	(D)	(D)	BB	6	(D)	(D)	BB	—	—

Table 6. Summary Statistics for Counties With 200 Establishments or More: 1992 — Con.

[For meaning of abbreviations and symbols, see introductory text. For explanation of terms and comparability of 1987 and 1992 censuses, see appendix A. For information on geographic areas followed by ▲, see appendix F]

SIC code	Geographic area and kind of business	Establishments (number)	Sales (\$1,000)	Annual payroll (\$1,000)	Paid employees for pay period including March 12 (number)	Merchant wholesalers			Other operating types	
						Establishments (number)	Sales (\$1,000)	Annual payroll (\$1,000)	Paid employees for pay period including March 12 (number)	Establishments (number)
CHARLESTON COUNTY — Con.										
50	Durable goods — Con.									
509	Miscellaneous durable goods	29	(D)	(D)	EE	26	56 361	5 169	239	3 (D)
5091	Sporting and recreational goods and supplies	7	27 654	1 595	80	5	(D)	(D)	BB	2 (D)
5092	Toys and hobby goods and supplies	1	(D)	(D)	AA	1	(D)	(D)	AA	—
5093	Scrap and waste materials	7	19 421	1 954	89	7	19 421	1 954	89	—
5094	Jewelry, watches, precious stones, and precious metals	6	55 388	1 445	36	5	(D)	(D)	BB	1 (D)
5099	Durable goods, n.e.c.	8	14 454	1 379	64	8	14 454	1 379	64	— (D)
51	Nondurable goods	181	1 425 673	57 655	2 441	128	606 017	32 961	1 634	53 819 656
511	Paper and paper products	23	(D)	(D)	EE	17	(D)	(D)	CC	6 (D)
5111	Printing and writing paper	2	(D)	(D)	BB	2	(D)	(D)	BB	—
5112	Stationery and office supplies	15	(D)	(D)	CC	11	(D)	(D)	CC	4 3 780
5113	Industrial and personal service paper	6	(D)	(D)	BB	4	(D)	(D)	BB	2 (D)
512	Drugs, drug proprietaries, and druggists' sundries	6	47 869	4 340	176	6	47 869	4 340	176	—
5122	Drugs, drug proprietaries, and druggists' sundries ..	6	47 869	4 340	176	6	47 869	4 340	176	—
513	Apparel, piece goods, and notions	12	(D)	(D)	BB	9	(D)	(D)	BB	3 (D)
5131	Piece goods, notions, and other dry goods	—	—	—	—	—	—	—	—	—
5136	Men's and boys' clothing and furnishings	6	(D)	(D)	BB	4	(D)	(D)	AA	2 (D)
5137	Women's, children's, and infants' clothing and accessories	5	(D)	(D)	AA	4	(D)	(D)	AA	1 (D)
5139	Footwear	1	(D)	(D)	AA	1	(D)	(D)	AA	—
514	Groceries and related products	55	(D)	(D)	GG	38	(D)	(D)	FF	17 (D)
5141	Groceries, general line	11	357 519	10 191	400	6	(D)	(D)	EE	5 (D)
5142	Packaged frozen foods	5	14 161	1 669	64	2	(D)	(D)	BB	3 (D)
5143	Dairy products, except dried or canned	4	(D)	(D)	AA	3	(D)	(D)	AA	1 (D)
5144	Poultry and poultry products	—	—	—	—	—	—	—	—	—
5145	Confectionery	2	(D)	(D)	AA	1	(D)	(D)	AA	1 (D)
5146	Fish and seafoods	10	(D)	(D)	CC	10	(D)	(D)	CC	—
5147	Meats and meat products	1	(D)	(D)	AA	1	(D)	(D)	AA	—
5148	Fresh fruits and vegetables	5	(D)	(D)	BB	5	(D)	(D)	BB	—
5149	Groceries and related products, n.e.c.	17	139 956	9 015	382	10	6 521	1 374	82	7 133 435
515	Farm-product raw materials	3	(D)	(D)	AA	2	(D)	(D)	AA	1 (D)
5153	Grain and field beans	2	(D)	(D)	AA	2	(D)	(D)	AA	—
5154	Livestock	—	—	—	—	—	—	—	—	—
5159	Farm-product raw materials, n.e.c.	1	(D)	(D)	AA	—	—	—	—	1 (D)
516	Chemicals and allied products	14	(D)	(D)	CC	12	(D)	(D)	CC	2 (D)
5162	Plastics materials and basic forms and shapes	2	(D)	(D)	AA	2	(D)	(D)	AA	—
5169	Chemicals and allied products, n.e.c.	12	(D)	(D)	CC	10	(D)	(D)	CC	2 (D)
517	Petroleum and petroleum products	22	395 786	8 182	331	15	(D)	(D)	CC	7 (D)
5171	Petroleum bulk stations and terminals	17	(D)	(D)	EE	11	41 885	2 204	101	6 (D)
5172	Petroleum and petroleum products wholesalers, except bulk stations and terminals	5	(D)	(D)	BB	4	(D)	(D)	BB	1 (D)
518	Beer, wine, and distilled alcoholic beverages	4	(D)	(D)	BB	4	(D)	(D)	BB	—
5181	Beer and ale	2	(D)	(D)	BB	2	(D)	(D)	BB	—
5182	Wine and distilled alcoholic beverages	2	(D)	(D)	AA	2	(D)	(D)	AA	—
519	Miscellaneous nondurable goods	42	81 934	6 170	277	25	27 437	2 979	169	17 54 497
5191	Farm supplies	9	38 723	1 799	35	5	(D)	(D)	AA	4 (D)
5192	Books, periodicals, and newspapers	8	(D)	(D)	BB	5	(D)	(D)	BB	3 4 898
5193	Flowers, nursery stock, and florists' supplies	2	(D)	(D)	BB	2	(D)	(D)	BB	—
5194	Tobacco and tobacco products	1	(D)	(D)	BB	1	(D)	(D)	BB	—
5198	Paints, varnishes, and supplies	11	(D)	(D)	BB	3	(D)	(D)	BB	8 7 161
5199	Nondurable goods, n.e.c.	11	12 797	955	45	9	(D)	(D)	BB	2 (D)
FLORENCE COUNTY (Coextensive with Florence, SC MSA; see table 7.)										
GREENVILLE COUNTY										
	Wholesale trade	946	5 295 182	350 610	11 335	753	3 022 145	243 454	8 581	193 2 273 037
50	Durable goods	671	3 299 525	259 139	8 162	555	2 167 945	185 403	6 464	116 1 131 580
501	Motor vehicles and motor vehicle parts and supplies	64	419 745	21 337	813	58	(D)	(D)	FF	6 (D)
5012	Automobiles and other motor vehicles	14	48 531	5 458	203	12	(D)	(D)	CC	2 (D)
5013	Motor vehicle supplies and new parts	39	346 095	14 247	524	35	(D)	(D)	EE	4 (D)
5014	Tires and tubes	4	(D)	(D)	BB	4	(D)	(D)	BB	—
5015	Motor vehicle parts, used	7	(D)	(D)	BB	7	(D)	(D)	BB	—
502	Furniture and homefurnishings	31	65 637	8 901	372	26	57 534	7 835	236	5 8 103
5021	Furniture	13	24 554	1 442	70	9	(D)	(D)	BB	4 (D)
5023	Homefurnishings	18	41 083	7 459	302	17	(D)	(D)	CC	1 (D)
503	Lumber and other construction materials	41	552 331	16 908	513	31	509 626	15 642	460	10 42 705
5031	Lumber, plywood, millwork, and wood panels	9	462 720	10 592	299	6	(D)	(D)	EE	3 (D)
5032	Brick, stone, and related construction materials	9	(D)	(D)	BB	5	(D)	(D)	BB	4 (D)
5033	Roofing, siding, and insulation materials	17	60 747	3 408	123	14	(D)	(D)	CC	3 (D)
5039	Construction materials, n.e.c.	6	(D)	(D)	BB	6	(D)	(D)	BB	—

Table 6. Summary Statistics for Counties With 200 Establishments or More: 1992 — Con.

[For meaning of abbreviations and symbols, see introductory text. For explanation of terms and comparability of 1987 and 1992 censuses, see appendix A. For information on geographic areas followed by ▲, see appendix F]

SIC code	Geographic area and kind of business	Establishments (number)	Sales (\$1,000)	Annual payroll (\$1,000)	Paid employees for pay period including March 12 (number)	Merchant wholesalers			Other operating types		
						Establishments (number)	Sales (\$1,000)	Annual payroll (\$1,000)	Paid employees for pay period including March 12 (number)	Establishments (number)	Sales (\$1,000)
GREENVILLE COUNTY — Con.											
50	Durable goods — Con.										
504	Professional and commercial equipment and supplies	93	341 169	49 120	1 425	82	213 055	33 163	1 118	11	128 114
5043	Photographic equipment and supplies	1	(D)	(D)	AA	1	(D)	(D)	AA	—	—
5044	Office equipment	24	73 978	13 409	478	20	(D)	(D)	EE	4	(D)
5045	Computers and computer peripheral equipment and software	37	174 691	20 994	518	33	72 177	8 349	297	4	102 514
5046	Commercial equipment, n.e.c.	11	31 545	5 068	146	10	(D)	(D)	CC	1	(D)
5047	Medical, dental, and hospital equipment and supplies	15	51 701	7 785	184	14	(D)	(D)	CC	1	(D)
5048	Ophthalmic goods	2	(D)	(D)	BB	2	(D)	(D)	BB	—	—
5049	Professional equipment and supplies, n.e.c.	3	(D)	(D)	BB	2	(D)	(D)	BB	1	(D)
505	Metals and minerals, except petroleum	18	150 868	9 657	318	14	134 752	9 149	310	4	16 116
5051	Metals service centers and offices	18	150 868	9 657	318	14	134 752	9 149	310	4	16 116
5052	Coal and other minerals and ores	—	—	—	—	—	—	—	—	—	—
506	Electrical goods	80	376 423	27 442	826	56	163 879	16 660	595	24	212 544
5063	Electrical apparatus and equipment, wiring supplies, and construction materials	52	315 866	20 063	568	35	(D)	(D)	EE	17	(D)
5064	Electrical appliances, television and radio sets	5	(D)	(D)	BB	5	(D)	(D)	BB	—	—
5065	Electronic parts and equipment, n.e.c.	23	(D)	(D)	CC	16	(D)	(D)	CC	7	(D)
507	Hardware, and plumbing and heating equipment and supplies	71	154 753	14 815	531	60	(D)	(D)	EE	11	(D)
5072	Hardware	14	(D)	(D)	CC	12	15 392	2 186	96	2	(D)
5074	Plumbing and heating equipment and supplies (hydronics)	18	(D)	(D)	CC	15	(D)	(D)	CC	3	(D)
5075	Warm air heating and air-conditioning equipment and supplies	37	104 382	8 645	272	31	(D)	(D)	CC	6	(D)
5078	Refrigeration equipment and supplies	2	(D)	(D)	AA	2	(D)	(D)	AA	—	—
508	Machinery, equipment, and supplies	218	598 881	67 945	2 214	179	416 340	58 252	1 995	39	182 541
5082	Construction and mining (except petroleum) machinery and equipment	9	29 422	4 992	162	7	(D)	(D)	CC	2	(D)
5083	Farm and garden machinery and equipment	4	6 321	526	25	4	6 321	526	25	—	—
5084	Industrial machinery and equipment	123	344 698	38 402	1 168	93	228 899	32 162	1 011	30	115 799
5085	Industrial supplies	59	191 558	20 994	695	53	144 407	18 377	661	6	47 151
5087	Service establishment equipment and supplies	20	25 034	2 806	151	19	(D)	(D)	CC	1	(D)
5088	Transportation equipment and supplies, except motor vehicles	3	1 848	225	13	3	1 848	225	13	—	—
509	Miscellaneous durable goods	55	639 718	43 014	1 150	49	(D)	(D)	FF	6	(D)
5091	Sporting and recreational goods and supplies	14	347 080	30 192	666	9	(D)	(D)	CC	5	(D)
5092	Toys and hobby goods and supplies	3	(D)	(D)	AA	3	(D)	(D)	AA	—	—
5093	Scrap and waste materials	22	(D)	(D)	EE	21	(D)	(D)	EE	1	(D)
5094	Jewelry, watches, precious stones, and precious metals	4	(D)	(D)	AA	4	(D)	(D)	AA	—	—
5099	Durable goods, n.e.c.	12	(D)	(D)	CC	12	(D)	(D)	CC	—	—
51	Nondurable goods	275	1 995 657	91 471	3 173	198	854 200	58 051	2 117	77	1 141 457
511	Paper and paper products	38	365 012	13 840	421	26	90 617	8 965	326	12	274 395
5111	Printing and writing paper	4	(D)	(D)	BB	2	(D)	(D)	BB	2	(D)
5112	Stationery and office supplies	18	44 752	4 713	179	10	(D)	(D)	CC	8	(D)
5113	Industrial and personal service paper	16	(D)	(D)	CC	14	(D)	(D)	CC	2	(D)
512	Drugs, drug proprietaries, and druggists' sundries	8	(D)	(D)	BB	6	(D)	(D)	BB	2	(D)
5122	Drugs, drug proprietaries, and druggists' sundries	8	(D)	(D)	BB	6	(D)	(D)	BB	2	(D)
513	Apparel, piece goods, and notions	26	60 339	6 346	264	19	(D)	(D)	CC	7	(D)
5131	Piece goods, notions, and other dry goods	20	47 283	4 790	239	15	(D)	(D)	CC	5	(D)
5136	Men's and boys' clothing and furnishings	2	(D)	(D)	AA	1	(D)	(D)	AA	1	(D)
5137	Women's, children's, and infants' clothing and accessories	3	(D)	(D)	AA	2	(D)	(D)	AA	1	(D)
5139	Footwear	1	(D)	(D)	AA	1	(D)	(D)	AA	—	—
514	Groceries and related products	52	949 777	34 399	1 270	26	337 175	16 314	550	26	612 602
5141	Groceries, general line	10	(D)	(D)	CC	2	(D)	(D)	AA	8	(D)
5142	Packaged frozen foods	10	(D)	(D)	EE	5	(D)	(D)	EE	5	43 478
5143	Dairy products, except dried or canned	5	14 479	1 391	60	4	(D)	(D)	AA	1	(D)
5144	Poultry and poultry products	1	(D)	(D)	AA	—	—	—	—	1	(D)
5145	Confectionery	2	(D)	(D)	CC	1	(D)	(D)	AA	1	(D)
5146	Fish and seafoods	1	(D)	(D)	AA	1	(D)	(D)	AA	—	—
5147	Meats and meat products	5	(D)	(D)	BB	3	(D)	(D)	AA	2	(D)
5148	Fresh fruits and vegetables	5	38 816	2 563	82	5	38 816	2 563	82	—	—
5149	Groceries and related products, n.e.c.	13	186 376	6 438	213	5	(D)	(D)	BB	8	(D)
515	Farm-product raw materials	7	142 672	1 036	18	4	(D)	(D)	AA	3	(D)
5153	Grain and field beans	—	—	—	—	—	—	—	—	—	—
5154	Livestock	—	—	—	—	—	—	—	—	—	—
5159	Farm-product raw materials, n.e.c.	7	142 672	1 036	18	4	(D)	(D)	AA	3	(D)
516	Chemicals and allied products	57	196 279	17 226	487	44	126 086	14 563	395	13	70 193
5162	Plastics materials and basic forms and shapes	17	66 741	5 449	199	13	(D)	(D)	CC	4	(D)
5169	Chemicals and allied products, n.e.c.	40	129 538	11 777	288	31	(D)	(D)	CC	9	(D)
517	Petroleum and petroleum products	12	51 400	2 652	122	12	51 400	2 652	122	—	—
5171	Petroleum bulk stations and terminals	7	(D)	(D)	BB	7	(D)	(D)	BB	—	—
5172	Petroleum and petroleum products wholesalers, except bulk stations and terminals	5	(D)	(D)	BB	5	(D)	(D)	BB	—	—
518	Beer, wine, and distilled alcoholic beverages	5	(D)	(D)	CC	5	(D)	(D)	CC	—	—
5181	Beer and ale	2	(D)	(D)	BB	2	(D)	(D)	BB	—	—
5182	Wine and distilled alcoholic beverages	3	(D)	(D)	BB	3	(D)	(D)	BB	—	—

Table 6. Summary Statistics for Counties With 200 Establishments or More: 1992 — Con.

[For meaning of abbreviations and symbols, see introductory text. For explanation of terms and comparability of 1987 and 1992 censuses, see appendix A. For information on geographic areas followed by ▲, see appendix F]

SIC code	Geographic area and kind of business	Estab-lish-ments (number)	Sales (\$1,000)	Annual payroll (\$1,000)	Paid employees for pay period including March 12 (number)	Merchant wholesalers			Other operating types		
						Estab-lish-ments (number)	Sales (\$1,000)	Annual payroll (\$1,000)	Paid employees for pay period including March 12 (number)	Estab-lish-ments (number)	Sales (\$1,000)
GREENVILLE COUNTY — Con.											
51	Nondurable goods — Con.										
519	Miscellaneous nondurable goods -----	70	(D)	(D)	EE	56	(D)	(D)	EE	14	(D)
5191	Farm supplies -----	8	5 190	535	38	8	5 190	535	38	—	—
5192	Books, periodicals, and newspapers -----	5	(D)	(D)	BB	4	(D)	(D)	BB	1	(D)
5193	Flowers, nursery stock, and florists' supplies -----	7	3 168	476	29	7	3 168	476	29	—	—
5194	Tobacco and tobacco products -----	3	(D)	(D)	BB	3	(D)	(D)	BB	—	—
5198	Paints, varnishes, and supplies -----	8	(D)	(D)	BB	4	(D)	(D)	BB	4	(D)
5199	Nondurable goods, n.e.c. -----	39	123 972	8 179	238	30	73 552	5 175	171	9	50 420
HORRY COUNTY (Coextensive with Myrtle Beach, SC MSA; see table 7.)											
LEXINGTON COUNTY											
	Wholesale trade -----	299	1 512 778	110 189	4 244	265	1 243 504	94 669	3 680	34	269 274
50	Durable goods -----	225	784 020	68 364	2 721	198	610 526	55 273	2 229	27	173 494
501	Motor vehicles and motor vehicle parts and supplies -----	50	161 714	9 135	547	46	96 068	7 803	401	4	65 646
502	Furniture and homefurnishings -----	8	(D)	(D)	BB	7	(D)	(D)	BB	1	(D)
503	Lumber and other construction materials -----	7	28 181	3 129	120	6	(D)	(D)	CC	1	(D)
504	Professional and commercial equipment and supplies -----	34	93 152	11 314	404	30	64 244	7 120	292	4	28 908
505	Metals and minerals, except petroleum -----	5	8 930	1 297	38	3	(D)	(D)	AA	2	(D)
506	Electrical goods -----	30	88 039	6 759	238	23	64 512	5 071	195	7	23 527
507	Hardware, and plumbing and heating equipment and supplies -----	14	74 535	4 406	185	14	74 535	4 406	185	—	—
508	Machinery, equipment, and supplies -----	55	176 355	21 675	719	51	144 878	17 011	565	4	31 477
509	Miscellaneous durable goods -----	22	(D)	(D)	EE	18	(D)	(D)	EE	4	(D)
51	Nondurable goods -----	74	728 758	41 825	1 523	67	632 978	39 396	1 451	7	95 780
511	Paper and paper products -----	10	26 026	2 903	143	9	(D)	(D)	CC	1	(D)
512	Drugs, drug proprietaries, and druggists' sundries -----	4	(D)	(D)	CC	4	(D)	(D)	CC	—	—
513	Apparel, piece goods, and notions -----	5	11 605	1 490	55	3	(D)	(D)	BB	2	(D)
514	Groceries and related products -----	17	396 099	25 008	764	15	(D)	(D)	FF	2	(D)
515	Farm-product raw materials -----	3	3 586	307	12	3	3 586	307	12	—	—
516	Chemicals and allied products -----	9	14 372	1 573	77	8	(D)	(D)	BB	1	(D)
517	Petroleum and petroleum products -----	8	21 800	1 095	59	8	21 800	1 095	59	—	—
518	Beer, wine, and distilled alcoholic beverages -----	2	(D)	(D)	CC	2	(D)	(D)	CC	—	—
519	Miscellaneous nondurable goods -----	16	144 128	4 195	176	15	(D)	(D)	CC	1	(D)
RICHLAND COUNTY											
	Wholesale trade -----	622	2 541 940	214 243	7 875	507	1 670 511	159 101	6 439	115	871 429
50	Durable goods -----	400	1 152 514	124 212	4 385	343	797 585	97 193	3 788	57	354 929
501	Motor vehicles and motor vehicle parts and supplies -----	53	105 030	9 868	471	51	(D)	(D)	EE	2	(D)
5012	Automobiles and other motor vehicles -----	9	(D)	(D)	BB	9	(D)	(D)	BB	—	—
5013	Motor vehicle supplies and new parts -----	35	(D)	(D)	EE	33	(D)	(D)	EE	2	(D)
5014	Tires and tubes -----	7	(D)	(D)	BB	7	(D)	(D)	BB	—	—
5015	Motor vehicle parts, used -----	2	(D)	(D)	AA	2	(D)	(D)	AA	—	—
502	Furniture and homefurnishings -----	29	(D)	(D)	CC	27	(D)	(D)	CC	2	(D)
5021	Furniture -----	17	37 617	3 767	155	15	(D)	(D)	CC	2	(D)
5023	Homefurnishings -----	12	(D)	(D)	BB	12	(D)	(D)	BB	—	—
503	Lumber and other construction materials -----	36	202 852	14 145	501	30	(D)	(D)	EE	6	(D)
5031	Lumber, plywood, millwork, and wood panels -----	14	(D)	(D)	EE	13	(D)	(D)	EE	1	(D)
5032	Brick, stone, and related construction materials -----	7	(D)	(D)	BB	5	8 594	1 213	32	2	(D)
5033	Roofing, siding, and insulation materials -----	9	27 281	1 516	60	7	(D)	(D)	BB	2	(D)
5039	Construction materials, n.e.c. -----	6	(D)	(D)	CC	5	20 507	1 855	109	1	(D)
504	Professional and commercial equipment and supplies -----	78	248 178	34 623	1 055	66	117 276	18 906	753	12	130 902
5043	Photographic equipment and supplies -----	1	(D)	(D)	AA	1	(D)	(D)	AA	—	—
5044	Office equipment -----	26	49 184	10 244	337	21	27 463	6 578	252	5	21 721
5045	Computers and computer peripheral equipment and software -----	16	(D)	(D)	EE	13	(D)	(D)	CC	3	(D)
5046	Commercial equipment, n.e.c. -----	8	(D)	(D)	BB	6	(D)	(D)	BB	2	(D)
5047	Medical, dental, and hospital equipment and supplies -----	15	75 192	6 276	200	13	(D)	(D)	CC	2	(D)
5048	Ophthalmic goods -----	6	(D)	(D)	BB	6	(D)	(D)	BB	—	—
5049	Professional equipment and supplies, n.e.c. -----	6	(D)	(D)	BB	6	(D)	(D)	BB	—	—
505	Metals and minerals, except petroleum -----	8	49 352	2 631	84	5	(D)	(D)	BB	3	(D)
5051	Metals service centers and offices -----	7	(D)	(D)	BB	5	(D)	(D)	BB	2	(D)
5052	Coal and other minerals and ores -----	1	(D)	(D)	AA	—	—	—	BB	1	(D)

Table 6. Summary Statistics for Counties With 200 Establishments or More: 1992 — Con.

[For meaning of abbreviations and symbols, see introductory text. For explanation of terms and comparability of 1987 and 1992 censuses, see appendix A. For information on geographic areas followed by ▲, see appendix F]

SIC code	Geographic area and kind of business	Estab-lish-ments (number)	Sales (\$1,000)	Annual payroll (\$1,000)	Paid employees for pay period including March 12 (number)	Merchant wholesalers			Other operating types		
						Estab-lish-ments (number)	Sales (\$1,000)	Annual payroll (\$1,000)	Paid employees for pay period including March 12 (number)	Estab-lish-ments (number)	Sales (\$1,000)
RICHLAND COUNTY — Con.											
50	Durable goods — Con.										
506	Electrical goods	43	143 379	13 100	451	29	69 175	8 797	346	14	74 204
5063	Electrical apparatus and equipment, wiring supplies, and construction materials	27	(D)	(D)	EE	16	(D)	(D)	CC	11	(D)
5064	Electrical appliances, television and radio sets	2	(D)	(D)	BB	2	(D)	(D)	BB	—	—
5065	Electronic parts and equipment, n.e.c.	14	(D)	(D)	CC	11	(D)	(D)	BB	3	(D)
507	Hardware, and plumbing and heating equipment and supplies	38	134 990	16 153	510	29	106 768	12 529	417	9	28 222
5072	Hardware	10	(D)	(D)	CC	8	(D)	(D)	CC	2	(D)
5074	Plumbing and heating equipment and supplies (hydronics)	9	(D)	(D)	CC	8	27 531	2 745	112	1	(D)
5075	Warm air heating and air-conditioning equipment and supplies	17	(D)	(D)	CC	12	(D)	(D)	CC	5	(D)
5078	Refrigeration equipment and supplies	2	(D)	(D)	AA	1	(D)	(D)	AA	1	(D)
508	Machinery, equipment, and supplies	86	153 609	22 016	830	79	135 295	21 117	810	7	18 314
5082	Construction and mining (except petroleum) machinery and equipment	5	(D)	(D)	BB	5	(D)	(D)	BB	—	—
5083	Farm and garden machinery and equipment	7	(D)	(D)	BB	7	(D)	(D)	BB	—	—
5084	Industrial machinery and equipment	37	61 151	8 864	325	32	(D)	(D)	EE	5	(D)
5085	Industrial supplies	25	63 680	8 396	306	23	(D)	(D)	EE	2	(D)
5087	Service establishment equipment and supplies	11	14 154	2 806	103	11	14 154	2 806	103	—	—
5088	Transportation equipment and supplies, except motor vehicles	1	(D)	(D)	AA	1	(D)	(D)	AA	—	—
509	Miscellaneous durable goods	29	(D)	(D)	EE	27	(D)	(D)	EE	2	(D)
5091	Sporting and recreational goods and supplies	6	(D)	(D)	BB	5	(D)	(D)	BB	1	(D)
5092	Toys and hobby goods and supplies	1	(D)	(D)	AA	1	(D)	(D)	AA	—	—
5093	Scrap and waste materials	6	(D)	(D)	BB	6	(D)	(D)	BB	—	—
5094	Jewelry, watches, precious stones, and precious metals	4	(D)	(D)	AA	4	(D)	(D)	AA	—	—
5099	Durable goods, n.e.c.	12	(D)	(D)	BB	11	(D)	(D)	BB	1	(D)
51	Nondurable goods	222	1 389 426	90 031	3 490	164	872 926	61 908	2 651	58	516 500
511	Paper and paper products	34	96 291	12 255	685	24	(D)	(D)	FF	10	(D)
5111	Printing and writing paper	2	(D)	(D)	BB	2	(D)	(D)	BB	—	—
5112	Stationery and office supplies	22	(D)	(D)	EE	14	(D)	(D)	EE	8	(D)
5113	Industrial and personal service paper	10	(D)	(D)	CC	8	(D)	(D)	BB	2	(D)
512	Drugs, drug proprietaries, and druggists' sundries	7	(D)	(D)	BB	6	(D)	(D)	BB	1	(D)
5122	Drugs, drug proprietaries, and druggists' sundries	7	(D)	(D)	BB	6	(D)	(D)	BB	1	(D)
513	Apparel, piece goods, and notions	29	147 633	6 283	239	26	(D)	(D)	CC	3	(D)
5131	Piece goods, notions, and other dry goods	8	10 876	1 517	47	7	(D)	(D)	BB	1	(D)
5136	Men's and boys' clothing and furnishings	12	(D)	(D)	CC	12	(D)	(D)	CC	—	—
5137	Women's, children's, and infants' clothing and accessories	6	(D)	(D)	BB	6	(D)	(D)	BB	—	—
5139	Footwear	3	(D)	(D)	AA	1	(D)	(D)	AA	2	(D)
514	Groceries and related products	52	358 555	25 834	925	35	(D)	(D)	EE	17	(D)
5141	Groceries, general line	1	(D)	(D)	AA	1	(D)	(D)	AA	—	—
5142	Packaged frozen foods	4	(D)	(D)	BB	1	(D)	(D)	AA	3	(D)
5143	Dairy products, except dried or canned	6	(D)	(D)	BB	2	(D)	(D)	AA	4	11 182
5144	Poultry and poultry products	1	(D)	(D)	AA	—	—	—	—	1	(D)
5145	Confectionery	4	(D)	(D)	CC	3	(D)	(D)	BB	1	(D)
5146	Fish and seafoods	4	(D)	(D)	AA	3	(D)	(D)	AA	1	(D)
5147	Meats and meat products	2	(D)	(D)	BB	2	(D)	(D)	BB	—	—
5148	Fresh fruits and vegetables	17	93 680	4 850	168	16	(D)	(D)	CC	1	(D)
5149	Groceries and related products, n.e.c.	13	(D)	(D)	EE	7	(D)	(D)	BB	6	(D)
515	Farm-product raw materials	3	2 301	89	9	2	(D)	(D)	AA	1	(D)
5153	Grain and field beans	—	—	—	—	—	—	—	—	—	—
5154	Livestock	1	(D)	(D)	AA	1	(D)	(D)	AA	—	—
5159	Farm-product raw materials, n.e.c.	2	(D)	(D)	AA	1	(D)	(D)	AA	1	(D)
516	Chemicals and allied products	24	97 491	5 832	204	13	(D)	(D)	CC	11	(D)
5162	Plastics materials and basic forms and shapes	5	(D)	(D)	BB	3	(D)	(D)	BB	2	(D)
5169	Chemicals and allied products, n.e.c.	19	(D)	(D)	CC	10	(D)	(D)	BB	9	73 017
517	Petroleum and petroleum products	8	41 532	2 230	110	8	41 532	2 230	110	—	—
5171	Petroleum bulk stations and terminals	6	(D)	(D)	BB	6	(D)	(D)	BB	—	—
5172	Petroleum and petroleum products wholesalers, except bulk stations and terminals	2	(D)	(D)	BB	2	(D)	(D)	BB	—	—
518	Beer, wine, and distilled alcoholic beverages	13	(D)	(D)	FF	12	356 443	24 076	797	1	(D)
5181	Beer and ale	5	102 437	8 023	279	5	102 437	8 023	279	—	—
5182	Wine and distilled alcoholic beverages	8	(D)	(D)	FF	7	254 006	16 053	518	1	(D)
519	Miscellaneous nondurable goods	52	239 317	11 052	476	38	(D)	(D)	EE	14	(D)
5191	Farm supplies	11	(D)	(D)	BB	9	(D)	(D)	BB	2	(D)
5192	Books, periodicals, and newspapers	6	(D)	(D)	BB	2	(D)	(D)	AA	4	(D)
5193	Flowers, nursery stock, and florists' supplies	3	1 377	167	10	3	1 377	167	10	—	—
5194	Tobacco and tobacco products	4	(D)	(D)	CC	4	(D)	(D)	CC	—	—
5198	Paints, varnishes, and supplies	8	(D)	(D)	BB	3	(D)	(D)	BB	5	(D)
5199	Nondurable goods, n.e.c.	20	(D)	(D)	CC	17	(D)	(D)	BB	3	(D)

Table 6. Summary Statistics for Counties With 200 Establishments or More: 1992 — Con.

[For meaning of abbreviations and symbols, see introductory text. For explanation of terms and comparability of 1987 and 1992 censuses, see appendix A. For information on geographic areas followed by ▲, see appendix F]

SIC code	Geographic area and kind of business	Estab-lish-ments (number)	Sales (\$1,000)	Annual payroll (\$1,000)	Paid employees for pay period including March 12 (number)	Merchant wholesalers				Other operating types	
						Estab-lish-ments (number)	Sales (\$1,000)	Annual payroll (\$1,000)	Paid employees for pay period including March 12 (number)	Estab-lish-ments (number)	Sales (\$1,000)
SPARTANBURG COUNTY											
	Wholesale trade -----	524	2 612 332	155 317	5 678	465	1 845 002	135 101	4 852	59	767 330
50	Durable goods -----	356	1 012 148	94 531	3 480	332	924 883	86 207	3 075	24	87 265
501	Motor vehicles and motor vehicle parts and supplies -----	69	115 519	9 879	450	68	(D)	(D)	EE	1	(D)
5012	Automobiles and other motor vehicles -----	30	66 579	3 558	145	29	(D)	(D)	CC	1	(D)
5013	Motor vehicle supplies and new parts -----	21	31 541	3 687	170	21	31 541	3 687	170	—	—
5014	Tires and tubes -----	4	(D)	(D)	BB	4	(D)	(D)	BB	—	—
5015	Motor vehicle parts, used -----	14	(D)	(D)	CC	14	(D)	(D)	CC	—	—
502	Furniture and home furnishings -----	10	(D)	(D)	EE	9	13 811	2 556	108	1	(D)
5021	Furniture -----	4	(D)	(D)	BB	4	(D)	(D)	BB	—	—
5023	Home furnishings -----	6	(D)	(D)	EE	5	(D)	(D)	BB	1	(D)
503	Lumber and other construction materials -----	13	153 834	6 184	224	11	(D)	(D)	CC	2	(D)
5031	Lumber, plywood, millwork, and wood panels -----	8	134 406	5 131	192	8	134 406	5 131	192	—	—
5032	Brick, stone, and related construction materials -----	1	(D)	(D)	AA	1	(D)	(D)	AA	—	—
5033	Roofing, siding, and insulation materials -----	—	—	—	—	—	—	—	—	—	—
5039	Construction materials, n.e.c. -----	4	(D)	(D)	BB	2	(D)	(D)	AA	2	(D)
504	Professional and commercial equipment and supplies -----	32	33 709	4 926	198	29	(D)	(D)	CC	3	(D)
5043	Photographic equipment and supplies -----	—	—	—	—	—	—	—	—	—	—
5044	Office equipment -----	6	(D)	(D)	BB	5	(D)	(D)	BB	1	(D)
5045	Computers and computer peripheral equipment and software -----	15	12 338	1 979	84	15	12 338	1 979	84	—	—
5046	Commercial equipment, n.e.c. -----	3	(D)	(D)	BB	2	(D)	(D)	BB	1	(D)
5047	Medical, dental, and hospital equipment and supplies -----	6	9 570	1 420	43	5	(D)	(D)	BB	1	(D)
5048	Ophthalmic goods -----	1	(D)	(D)	AA	1	(D)	(D)	AA	—	—
5049	Professional equipment and supplies, n.e.c. -----	1	(D)	(D)	AA	1	(D)	(D)	AA	—	—
505	Metals and minerals, except petroleum -----	6	(D)	(D)	BB	5	(D)	(D)	BB	1	(D)
5051	Metals service centers and offices -----	3	(D)	(D)	BB	3	(D)	(D)	BB	—	—
5052	Coal and other minerals and ores -----	3	5 154	284	9	2	(D)	(D)	AA	1	(D)
506	Electrical goods -----	28	44 993	5 293	217	27	(D)	(D)	CC	1	(D)
5063	Electrical apparatus and equipment, wiring supplies, and construction materials -----	19	(D)	(D)	CC	18	34 807	4 225	170	1	(D)
5064	Electrical appliances, television and radio sets -----	—	—	—	—	—	—	—	—	—	—
5065	Electronic parts and equipment, n.e.c. -----	9	(D)	(D)	BB	9	(D)	(D)	BB	—	—
507	Hardware, and plumbing and heating equipment and supplies -----	23	37 931	4 773	176	21	(D)	(D)	CC	2	(D)
5072	Hardware -----	7	(D)	(D)	BB	6	(D)	(D)	BB	1	(D)
5074	Plumbing and heating equipment and supplies (hydronics) -----	4	(D)	(D)	BB	4	(D)	(D)	BB	—	—
5075	Warm air heating and air-conditioning equipment and supplies -----	9	19 467	2 267	74	8	(D)	(D)	BB	1	(D)
5078	Refrigeration equipment and supplies -----	3	(D)	(D)	BB	3	(D)	(D)	BB	—	—
508	Machinery, equipment, and supplies -----	139	529 991	47 349	1 313	126	475 184	42 862	1 186	13	54 807
5082	Construction and mining (except petroleum) machinery and equipment -----	4	(D)	(D)	BB	4	(D)	(D)	BB	—	—
5083	Farm and garden machinery and equipment -----	6	6 491	525	32	6	6 491	525	32	—	—
5084	Industrial machinery and equipment -----	87	457 457	39 302	990	77	411 842	35 404	882	10	45 615
5085	Industrial supplies -----	28	45 759	5 061	180	26	(D)	(D)	CC	2	(D)
5087	Service establishment equipment and supplies -----	12	(D)	(D)	BB	11	5 468	1 020	50	1	(D)
5088	Transportation equipment and supplies, except motor vehicles -----	2	(D)	(D)	BB	2	(D)	(D)	BB	—	—
509	Miscellaneous durable goods -----	36	(D)	(D)	FF	36	(D)	(D)	FF	—	—
5091	Sporting and recreational goods and supplies -----	5	2 136	405	69	5	2 136	405	69	—	—
5092	Toys and hobby goods and supplies -----	3	(D)	(D)	BB	3	(D)	(D)	BB	—	—
5093	Scrap and waste materials -----	20	49 488	7 585	370	20	49 488	7 585	370	—	—
5094	Jewelry, watches, precious stones, and precious metals -----	—	—	—	—	—	—	—	—	—	—
5099	Durable goods, n.e.c. -----	8	(D)	(D)	BB	8	(D)	(D)	BB	—	—
51	Nondurable goods -----	168	1 600 184	60 786	2 198	133	920 119	48 894	1 777	35	680 065
511	Paper and paper products -----	12	54 587	6 133	187	12	54 587	6 133	187	—	—
5111	Printing and writing paper -----	—	—	—	—	—	—	—	—	—	—
5112	Stationery and office supplies -----	5	(D)	(D)	BB	5	(D)	(D)	BB	—	—
5113	Industrial and personal service paper -----	7	(D)	(D)	CC	7	(D)	(D)	CC	—	—
512	Drugs, drug proprietaries, and druggists' sundries -----	4	184 818	5 390	186	3	(D)	(D)	CC	1	(D)
5122	Drugs, drug proprietaries, and druggists' sundries -----	4	184 818	5 390	186	3	(D)	(D)	CC	1	(D)
513	Apparel, piece goods, and notions -----	24	273 925	11 690	471	22	(D)	(D)	EE	2	(D)
5131	Piece goods, notions, and other dry goods -----	14	(D)	(D)	CC	13	(D)	(D)	CC	1	(D)
5136	Men's and boys' clothing and furnishings -----	2	(D)	(D)	AA	2	(D)	(D)	AA	—	—
5137	Women's, children's, and infants' clothing and accessories -----	5	(D)	(D)	BB	5	(D)	(D)	BB	—	—
5139	Footwear -----	3	(D)	(D)	EE	2	(D)	(D)	EE	1	(D)
514	Groceries and related products -----	18	195 008	9 411	354	9	(D)	(D)	BB	9	(D)
5141	Groceries, general line -----	2	(D)	(D)	AA	2	(D)	(D)	AA	—	—
5142	Packaged frozen foods -----	1	(D)	(D)	BB	1	(D)	(D)	BB	—	—
5143	Dairy products, except dried or canned -----	2	(D)	(D)	BB	—	—	—	—	2	(D)
5144	Poultry and poultry products -----	1	(D)	(D)	AA	1	(D)	(D)	AA	—	—
5145	Confectionery -----	—	—	—	—	—	—	—	—	—	—

Table 6. Summary Statistics for Counties With 200 Establishments or More: 1992 — Con.

[For meaning of abbreviations and symbols, see introductory text. For explanation of terms and comparability of 1987 and 1992 censuses, see appendix A. For information on geographic areas followed by ▲, see appendix F]

SIC code	Geographic area and kind of business	Estab-lish-ments (number)	Sales (\$1,000)	Annual payroll (\$1,000)	Paid employees for pay period including March 12 (number)	Merchant wholesalers			Other operating types	
						Estab-lish-ments (number)	Sales (\$1,000)	Annual payroll (\$1,000)	Paid employees for pay period including March 12 (number)	Estab-lish-ments (number)
SPARTANBURG COUNTY—Con.										
51	Nondurable goods—Con.									
514	Groceries and related products—Con.									
5146	Fish and seafoods -----	—	—	—	—	—	—	—	—	—
5147	Meats and meat products -----	—	—	—	—	—	—	—	—	—
5148	Fresh fruits and vegetables -----	4	(D)	(D)	AA	3	(D)	(D)	AA	1 (D)
5149	Groceries and related products, n.e.c. -----	8	(D)	(D)	CC	2	(D)	(D)	AA	6 (D)
515	Farm-product raw materials -----	6	44 079	1 112	35	5	(D)	(D)	BB	1 (D)
5153	Grain and field beans -----	—	—	—	—	—	—	—	—	—
5154	Livestock -----	2	(D)	(D)	BB	2	(D)	(D)	BB	—
5159	Farm-product raw materials, n.e.c. -----	4	(D)	(D)	AA	3	(D)	(D)	AA	1 (D)
516	Chemicals and allied products -----	20	83 752	5 821	187	17	(D)	(D)	CC	3 (D)
5162	Plastics materials and basic forms and shapes -----	2	(D)	(D)	BB	2	(D)	(D)	BB	—
5169	Chemicals and allied products, n.e.c. -----	18	(D)	(D)	CC	15	(D)	(D)	CC	3 (D)
517	Petroleum and petroleum products -----	31	530 187	8 020	244	21	145 339	6 319	192	10 384 848
5171	Petroleum bulk stations and terminals -----	23	461 353	5 049	159	14	(D)	(D)	CC	9 (D)
5172	Petroleum and petroleum products wholesalers, except bulk stations and terminals -----	8	68 834	2 971	85	7	(D)	(D)	BB	1 (D)
518	Beer, wine, and distilled alcoholic beverages -----	3	34 302	2 925	91	3	34 302	2 925	91	—
5181	Beer and ale -----	3	34 302	2 925	91	3	34 302	2 925	91	—
5182	Wine and distilled alcoholic beverages -----	—	—	—	—	—	—	—	—	—
519	Miscellaneous nondurable goods -----	50	199 526	10 284	443	41	(D)	(D)	EE	9 (D)
5191	Farm supplies -----	9	16 097	1 064	44	8	(D)	(D)	BB	1 (D)
5192	Books, periodicals, and newspapers -----	1	(D)	(D)	BB	1	(D)	(D)	BB	—
5193	Flowers, nursery stock, and florists' supplies -----	6	4 388	277	16	6	4 388	277	16	—
5194	Tobacco and tobacco products -----	2	(D)	(D)	CC	2	(D)	(D)	CC	—
5198	Paints, varnishes, and supplies -----	8	31 857	4 282	157	5	28 401	3 967	145	3 456
5199	Nondurable goods, n.e.c. -----	24	(D)	(D)	CC	19	(D)	(D)	BB	5 (D)
YORK COUNTY										
	Wholesale trade -----	257	805 071	60 226	2 080	205	504 324	47 047	1 789	52 300 747
50	Durable goods -----	168	414 643	38 167	1 215	131	230 045	28 556	1 032	37 184 598
501	Motor vehicles and motor vehicle parts and supplies -----	15	7 425	1 162	61	14	(D)	(D)	BB	1 (D)
502	Furniture and home furnishings -----	8	25 868	2 953	141	6	(D)	(D)	CC	2 (D)
503	Lumber and other construction materials -----	7	17 492	1 743	62	6	(D)	(D)	BB	1 (D)
504	Professional and commercial equipment and supplies -----	10	(D)	(D)	BB	8	(D)	(D)	BB	2 (D)
505	Metals and minerals, except petroleum -----	12	28 303	1 277	50	7	4 264	644	35	5 24 039
506	Electrical goods -----	15	46 024	2 560	111	7	21 286	1 731	86	8 24 738
507	Hardware, and plumbing and heating equipment and supplies -----	11	18 745	1 855	60	10	(D)	(D)	BB	1 (D)
508	Machinery, equipment, and supplies -----	71	178 525	17 506	500	55	128 924	14 560	457	16 49 601
509	Miscellaneous durable goods -----	19	(D)	(D)	CC	18	(D)	(D)	CC	1 (D)
51	Nondurable goods -----	89	390 428	22 059	865	74	274 279	18 491	757	15 116 149
511	Paper and paper products -----	4	12 502	1 252	75	4	12 502	1 252	75	—
512	Drugs, drug proprietaries, and druggists' sundries -----	—	—	—	—	—	—	—	—	—
513	Apparel, piece goods, and notions -----	21	180 968	5 819	202	18	(D)	(D)	CC	3 (D)
514	Groceries and related products -----	11	22 830	1 404	62	9	(D)	(D)	BB	2 (D)
515	Farm-product raw materials -----	3	(D)	(D)	AA	2	(D)	(D)	AA	1 (D)
516	Chemicals and allied products -----	15	20 307	2 693	73	11	10 801	1 508	40	4 9 506
517	Petroleum and petroleum products -----	6	10 193	390	13	6	10 193	390	13	—
518	Beer, wine, and distilled alcoholic beverages -----	4	29 174	2 688	85	4	29 174	2 688	85	—
519	Miscellaneous nondurable goods -----	25	(D)	(D)	EE	20	(D)	(D)	EE	5 (D)

Table 7. Summary Statistics for Metropolitan Areas: 1992

[For meaning of abbreviations and symbols, see introductory text. For explanation of terms and comparability of 1987 and 1992 censuses, see appendix A. For definitions of CMSA's, MSA's, and PMSA's, see appendix D]

SIC code	Geographic area and kind of business	Estab-lish-ments (number)	Sales (\$1,000)	Annual payroll (\$1,000)	Paid employees for pay period including March 12 (number)	Merchant wholesalers				Other operating types	
						Estab-lish-ments (number)	Sales (\$1,000)	Annual payroll (\$1,000)	Paid employees for pay period including March 12 (number)	Estab-lish-ments (number)	Sales (\$1,000)
AUGUSTA-AIKEN, GA-SC MSA											
	Wholesale trade -----	507	1 581 647	119 406	4 782	457	1 266 521	105 719	4 366	50	315 126
50	Durable goods -----	344	774 834	78 519	3 037	318	707 819	71 168	2 852	26	67 015
501	Motor vehicles and motor vehicle parts and supplies -----	72	114 361	12 547	593	70	(D)	(D)	FF	2	(D)
5012	Automobiles and other motor vehicles -----	13	45 007	3 001	153	11	(D)	(D)	CC	2	(D)
5013	Motor vehicle supplies and new parts -----	42	39 951	5 695	273	42	39 951	5 695	273	--	--
5014	Tires and tubes -----	7	(D)	(D)	BB	7	(D)	(D)	BB	--	--
5015	Motor vehicle parts, used -----	10	(D)	(D)	BB	10	(D)	(D)	BB	--	--
502	Furniture and homefurnishings -----	16	22 620	3 168	128	15	(D)	(D)	CC	1	(D)
5021	Furniture -----	5	5 668	898	36	4	(D)	(D)	BB	1	(D)
5023	Homefurnishings -----	11	16 952	2 270	92	11	16 952	2 270	92	--	--
503	Lumber and other construction materials -----	38	196 720	10 118	350	34	181 326	9 596	333	4	15 394
5031	Lumber, plywood, millwork, and wood panels -----	27	175 890	8 245	258	24	(D)	(D)	CC	3	(D)
5032	Brick, stone, and related construction materials -----	1	(D)	(D)	AA	1	(D)	(D)	AA	--	--
5033	Roofing, siding, and insulation materials -----	6	11 914	792	35	5	(D)	(D)	BB	1	(D)
5039	Construction materials, n.e.c. -----	4	(D)	(D)	BB	4	(D)	(D)	BB	--	--
504	Professional and commercial equipment and supplies -----	50	137 983	18 764	586	41	111 210	14 243	496	9	26 773
5043	Photographic equipment and supplies -----	--	--	--	--	--	--	--	--	--	--
5044	Office equipment -----	10	9 057	2 785	116	9	(D)	(D)	CC	1	(D)
5045	Computers and computer peripheral equipment and software -----	12	46 046	4 995	150	9	29 419	1 950	84	3	16 627
5046	Commercial equipment, n.e.c. -----	8	(D)	(D)	BB	8	(D)	(D)	BB	--	--
5047	Medical, dental, and hospital equipment and supplies -----	13	69 386	9 041	237	10	62 079	7 726	219	3	7 307
5048	Ophthalmic goods -----	4	5 175	721	35	2	(D)	(D)	BB	2	(D)
5049	Professional equipment and supplies, n.e.c. -----	3	(D)	(D)	AA	3	(D)	(D)	AA	--	--
505	Metals and minerals, except petroleum -----	5	18 441	1 101	51	5	18 441	1 101	51	--	--
5051	Metals service centers and offices -----	5	18 441	1 101	51	5	18 441	1 101	51	--	--
5052	Coal and other minerals and ores -----	--	--	--	--	--	--	--	--	--	--
506	Electrical goods -----	28	74 317	7 147	284	25	65 029	5 951	247	3	9 288
5063	Electrical apparatus and equipment, wiring supplies, and construction materials -----	15	58 281	4 866	197	14	(D)	(D)	CC	1	(D)
5064	Electrical appliances, television and radio sets -----	2	(D)	(D)	AA	2	(D)	(D)	AA	--	--
5065	Electronic parts and equipment, n.e.c. -----	11	(D)	(D)	BB	9	(D)	(D)	BB	2	(D)
507	Hardware, and plumbing and heating equipment and supplies -----	32	43 256	4 945	195	30	(D)	(D)	CC	2	(D)
5072	Hardware -----	8	(D)	(D)	BB	7	4 905	716	(D)	1	(D)
5074	Plumbing and heating equipment and supplies (hydronics) -----	13	16 870	2 247	90	13	16 870	2 247	90	--	--
5075	Warm air heating and air-conditioning equipment and supplies -----	10	18 492	1 651	64	9	(D)	(D)	BB	1	(D)
5078	Refrigeration equipment and supplies -----	1	(D)	(D)	AA	1	(D)	(D)	AA	--	--
508	Machinery, equipment, and supplies -----	84	135 552	16 188	629	80	128 581	15 913	620	4	6 971
5082	Construction and mining (except petroleum) machinery and equipment -----	10	26 455	3 340	111	8	(D)	(D)	CC	2	(D)
5083	Farm and garden machinery and equipment -----	10	(D)	(D)	BB	10	(D)	(D)	BB	--	--
5084	Industrial machinery and equipment -----	12	13 440	2 113	91	12	13 440	2 113	91	--	--
5085	Industrial supplies -----	37	70 423	7 707	286	35	(D)	(D)	EE	2	(D)
5087	Service establishment equipment and supplies -----	13	8 991	1 368	81	13	8 991	1 368	81	--	--
5088	Transportation equipment and supplies, except motor vehicles -----	2	(D)	(D)	AA	2	(D)	(D)	AA	--	--
509	Miscellaneous durable goods -----	19	31 584	4 541	221	18	(D)	(D)	CC	1	(D)
5091	Sporting and recreational goods and supplies -----	5	8 595	1 092	38	4	(D)	(D)	BB	1	(D)
5092	Toys and hobby goods and supplies -----	1	(D)	(D)	AA	1	(D)	(D)	AA	--	--
5093	Scrap and waste materials -----	10	15 180	2 777	157	10	15 180	2 777	157	--	--
5094	Jewelry, watches, precious stones, and precious metals -----	2	(D)	(D)	AA	2	(D)	(D)	AA	--	--
5099	Durable goods, n.e.c. -----	1	(D)	(D)	AA	1	(D)	(D)	AA	--	--
51	Nondurable goods -----	163	806 813	40 887	1 745	139	558 702	34 551	1 514	24	248 111
511	Paper and paper products -----	25	51 237	6 171	283	23	(D)	(D)	EE	2	(D)
5111	Printing and writing paper -----	1	(D)	(D)	AA	1	(D)	(D)	AA	--	--
5112	Stationery and office supplies -----	15	(D)	(D)	CC	14	20 378	3 595	(D)	1	(D)
5113	Industrial and personal service paper -----	9	29 618	2 477	90	8	(D)	(D)	BB	1	(D)
512	Drugs, drug proprietaries, and druggists' sundries -----	4	2 321	403	16	4	2 321	403	16	--	--
5122	Drugs, drug proprietaries, and druggists' sundries -----	4	2 321	403	16	4	2 321	403	16	--	--
513	Apparel, piece goods, and notions -----	7	6 466	593	31	6	(D)	(D)	BB	1	(D)
5131	Piece goods, notions, and other dry goods -----	--	--	--	--	--	--	--	--	--	--
5136	Men's and boys' clothing and furnishings -----	3	1 421	272	16	2	(D)	(D)	AA	1	(D)
5137	Women's, children's, and infants' clothing and accessories -----	3	(D)	(D)	AA	3	(D)	(D)	AA	--	--
5139	Footwear -----	1	(D)	(D)	AA	1	(D)	(D)	AA	--	--
514	Groceries and related products -----	27	98 518	7 954	404	23	63 585	4 968	283	4	34 933
5141	Groceries, general line -----	3	(D)	(D)	BB	3	(D)	(D)	BB	--	--
5142	Packaged frozen foods -----	3	(D)	(D)	BB	3	(D)	(D)	BB	--	--
5143	Dairy products, except dried or canned -----	3	5 765	628	38	1	(D)	(D)	BB	2	(D)
5144	Poultry and poultry products -----	--	--	--	--	--	--	--	--	--	--
5145	Confectionery -----	3	(D)	(D)	CC	3	(D)	(D)	CC	--	--

SC-28 SOUTH CAROLINA

WHOLESALE TRADE—GEOGRAPHIC AREA SERIES

Table 7. Summary Statistics for Metropolitan Areas: 1992 – Con.

[For meaning of abbreviations and symbols, see introductory text. For explanation of terms and comparability of 1987 and 1992 censuses, see appendix A. For definitions of CMSA's, MSA's, and PMSA's, see appendix D]

SIC code	Geographic area and kind of business	Estab-lish-ments (number)	Sales (\$1,000)	Annual payroll (\$1,000)	Paid employees for pay period including March 12 (number)	Merchant wholesalers			Other operating types	
						Estab-lish-ments (number)	Sales (\$1,000)	Annual payroll (\$1,000)	Paid employees for pay period including March 12 (number)	Estab-lish-ments (number)
AUGUSTA-AIKEN, GA-SC MSA—Con.										
51	Nondurable goods —Con.									
514	Groceries and related products —Con.									
5146	Fish and seafoods -----	2	(D)	(D)	AA	2	(D)	(D)	AA	—
5147	Meats and meat products -----	2	(D)	(D)	BB	2	(D)	(D)	BB	—
5148	Fresh fruits and vegetables -----	5	4 344	206	23	5	4 344	206	23	—
5149	Groceries and related products, n.e.c. -----	6	33 810	3 060	113	4	(D)	(D)	AA	2 (D)
515	Farm-product raw materials -----	7	26 482	838	38	5	(D)	(D)	BB	2 (D)
5153	Grain and field beans -----	2	(D)	(D)	AA	2	(D)	(D)	AA	—
5154	Livestock -----	—	—	—	—	—	—	—	—	—
5159	Farm-product raw materials, n.e.c. -----	5	(D)	(D)	BB	3	(D)	(D)	AA	2 (D)
516	Chemicals and allied products -----	19	53 127	3 603	112	13	33 381	1 919	60	6 19 746
5162	Plastics materials and basic forms and shapes -----	3	5 840	184	5	2	(D)	(D)	AA	1 (D)
5169	Chemicals and allied products, n.e.c. -----	16	47 287	3 419	107	11	(D)	(D)	BB	5 (D)
517	Petroleum and petroleum products -----	24	417 697	6 300	242	20	(D)	(D)	CC	4 (D)
5171	Petroleum bulk stations and terminals -----	17	206 977	2 702	133	14	66 084	2 034	116	3 140 893
5172	Petroleum and petroleum products wholesalers, except bulk stations and terminals -----	7	210 720	3 598	109	6	(D)	(D)	CC	1 (D)
518	Beer, wine, and distilled alcoholic beverages -----	13	88 860	8 862	329	13	88 860	8 862	329	—
5181	Beer and ale -----	6	55 548	6 186	220	6	55 548	6 186	220	—
5182	Wine and distilled alcoholic beverages -----	7	33 312	2 676	109	7	33 312	2 676	109	—
519	Miscellaneous nondurable goods -----	37	62 105	6 163	290	32	56 145	5 565	263	5 5 960
5191	Farm supplies -----	12	17 182	1 543	77	11	(D)	(D)	BB	1 (D)
5192	Books, periodicals, and newspapers -----	3	(D)	(D)	BB	2	(D)	(D)	BB	1 (D)
5193	Flowers, nursery stock, and florists' supplies -----	5	4 921	892	34	5	4 921	892	34	—
5194	Tobacco and tobacco products -----	3	(D)	(D)	BB	3	(D)	(D)	BB	—
5198	Paints, varnishes, and supplies -----	5	(D)	(D)	BB	3	(D)	(D)	BB	2 (D)
5199	Nondurable goods, n.e.c. -----	9	9 896	969	45	8	(D)	(D)	BB	1 (D)
CHARLESTON-NORTH CHARLESTON, SC MSA										
	Wholesale trade -----	695	2 763 198	179 092	7 315	595	1 738 538	141 675	6 096	100 1 024 660
50	Durable goods -----	471	1 159 575	107 436	4 313	431	979 624	96 071	3 959	40 179 951
501	Motor vehicles and motor vehicle parts and supplies -----	91	321 691	14 810	716	91	321 691	14 810	716	—
5012	Automobiles and other motor vehicles -----	15	230 253	2 483	109	15	230 253	2 483	109	—
5013	Motor vehicle supplies and new parts -----	48	57 844	7 634	373	48	57 844	7 634	373	—
5014	Tires and tubes -----	13	29 849	3 542	143	13	29 849	3 542	143	—
5015	Motor vehicle parts, used -----	15	3 745	1 151	91	15	3 745	1 151	91	—
502	Furniture and homefurnishings -----	28	53 616	8 365	346	25	(D)	(D)	EE	3 (D)
5021	Furniture -----	12	30 384	4 101	193	11	(D)	(D)	CC	1 (D)
5023	Homefurnishings -----	16	23 232	4 264	153	14	(D)	(D)	CC	2 (D)
503	Lumber and other construction materials -----	37	106 841	9 064	367	28	83 513	6 946	264	9 23 328
5031	Lumber, plywood, millwork, and wood panels -----	12	50 994	2 381	101	8	42 130	1 904	83	4 8 864
5032	Brick, stone, and related construction materials -----	8	17 928	2 505	87	4	(D)	(D)	BB	4 (D)
5033	Roofing, siding, and insulation materials -----	10	22 625	1 508	80	10	22 625	1 508	80	—
5039	Construction materials, n.e.c. -----	7	15 294	2 670	99	6	(D)	(D)	BB	1 (D)
504	Professional and commercial equipment and supplies -----	73	109 930	17 973	641	66	94 433	15 773	591	7 15 497
5043	Photographic equipment and supplies -----	—	—	—	—	—	—	—	—	—
5044	Office equipment -----	24	36 119	6 249	233	20	28 754	5 016	203	4 7 365
5045	Computers and computer peripheral equipment and software -----	17	19 420	3 247	134	17	19 420	3 247	134	—
5046	Commercial equipment, n.e.c. -----	8	8 305	1 277	58	8	8 305	1 277	58	—
5047	Medical, dental, and hospital equipment and supplies -----	19	40 943	5 855	157	16	32 811	4 888	137	3 8 132
5048	Ophthalmic goods -----	1	(D)	(D)	AA	1	(D)	(D)	AA	—
5049	Professional equipment and supplies, n.e.c. -----	4	(D)	(D)	BB	4	(D)	(D)	BB	—
505	Metals and minerals, except petroleum -----	12	35 363	2 557	103	11	(D)	(D)	CC	1 (D)
5051	Metals service centers and offices -----	11	(D)	(D)	CC	10	33 181	2 481	(D)	1 (D)
5052	Coal and other minerals and ores -----	1	(D)	(D)	AA	1	(D)	(D)	AA	—
506	Electrical goods -----	48	134 563	11 473	437	41	102 565	8 404	346	7 31 998
5063	Electrical apparatus and equipment, wiring supplies, and construction materials -----	34	114 550	7 885	286	29	(D)	(D)	EE	5 (D)
5064	Electrical appliances, television and radio sets -----	7	(D)	(D)	BB	7	(D)	(D)	BB	—
5065	Electronic parts and equipment, n.e.c. -----	7	(D)	(D)	CC	5	(D)	(D)	BB	2 (D)
507	Hardware, and plumbing and heating equipment and supplies -----	42	74 882	9 088	381	38	70 294	8 601	362	4 4 588
5072	Hardware -----	10	(D)	(D)	BB	9	(D)	(D)	BB	1 (D)
5074	Plumbing and heating equipment and supplies (hydronics) -----	12	(D)	(D)	CC	10	(D)	(D)	CC	2 (D)
5075	Warm air heating and air-conditioning equipment and supplies -----	18	35 439	3 033	133	17	(D)	(D)	CC	1 (D)
5078	Refrigeration equipment and supplies -----	2	(D)	(D)	AA	2	(D)	(D)	AA	—

Table 7. Summary Statistics for Metropolitan Areas: 1992 – Con.

[For meaning of abbreviations and symbols, see introductory text. For explanation of terms and comparability of 1987 and 1992 censuses, see appendix A. For definitions of CMSA's, MSA's, and PMSA's, see appendix D]

SIC code	Geographic area and kind of business	Estab-lish-ments (number)	Sales (\$1,000)	Annual payroll (\$1,000)	Paid employees for pay period including March 12 (number)	Merchant wholesalers			Other operating types		
						Estab-lish-ments (number)	Sales (\$1,000)	Annual payroll (\$1,000)	Paid employees for pay period including March 12 (number)	Estab-lish-ments (number)	Sales (\$1,000)
CHARLESTON-NORTH CHARLESTON, SC MSA—Con.											
50	Durable goods—Con.										
508	Machinery, equipment, and supplies	94	177 591	24 162	948	90	153 149	22 786	909	4	24 442
5082	Construction and mining (except petroleum) machinery and equipment	10	40 096	4 539	161	9	(D)	(D)	CC	1	(D)
5083	Farm and garden machinery and equipment	8	7 870	939	50	8	7 870	939	50	—	(D)
5084	Industrial machinery and equipment	27	48 060	6 808	226	25	(D)	(D)	CC	2	(D)
5085	Industrial supplies	32	65 665	9 623	396	32	65 665	9 623	396	—	(D)
5087	Service establishment equipment and supplies	10	10 571	1 413	71	9	(D)	(D)	BB	1	(D)
5088	Transportation equipment and supplies, except motor vehicles	7	5 329	840	44	7	5 329	840	44	—	—
509	Miscellaneous durable goods	46	145 098	9 944	374	41	(D)	(D)	EE	5	(D)
5091	Sporting and recreational goods and supplies	7	27 654	1 595	80	5	(D)	(D)	BB	2	(D)
5092	Toys and hobby goods and supplies	3	(D)	(D)	AA	3	(D)	(D)	AA	—	—
5093	Scrap and waste materials	14	37 371	4 305	161	13	(D)	(D)	CC	1	(D)
5094	Jewelry, watches, precious stones, and precious metals	6	55 388	1 445	36	5	(D)	(D)	BB	1	(D)
5099	Durable goods, n.e.c.	16	(D)	(D)	BB	15	19 958	2 089	(D)	1	(D)
51	Nondurable goods	224	1 603 623	71 656	3 002	164	758 914	45 604	2 137	60	844 709
511	Paper and paper products	28	(D)	(D)	EE	22	(D)	(D)	EE	6	(D)
5111	Printing and writing paper	3	(D)	(D)	BB	3	(D)	(D)	BB	—	—
5112	Stationery and office supplies	16	(D)	(D)	CC	12	(D)	(D)	CC	4	3 780
5113	Industrial and personal service paper	9	165 995	3 418	108	7	(D)	(D)	BB	2	(D)
512	Drugs, drug proprietaries, and druggists' sundries	6	47 869	4 340	176	6	47 869	4 340	176	—	—
5122	Drugs, drug proprietaries, and druggists' sundries	6	47 869	4 340	176	6	47 869	4 340	176	—	—
513	Apparel, piece goods, and notions	14	(D)	(D)	BB	11	(D)	(D)	BB	3	(D)
5131	Piece goods, notions, and other dry goods	—	—	—	—	—	—	—	—	—	—
5136	Men's and boys' clothing and furnishings	7	(D)	(D)	BB	5	3 142	332	(D)	2	(D)
5137	Women's, children's, and infants' clothing and accessories	5	(D)	(D)	AA	4	(D)	(D)	AA	1	(D)
5139	Footwear	2	(D)	(D)	AA	2	(D)	(D)	AA	—	—
514	Groceries and related products	61	572 880	25 948	1 139	41	(D)	(D)	FF	20	(D)
5141	Groceries, general line	11	357 519	10 191	400	6	(D)	(D)	EE	5	(D)
5142	Packaged frozen foods	6	(D)	(D)	BB	2	(D)	(D)	BB	4	(D)
5143	Dairy products, except dried or canned	5	6 137	411	21	3	(D)	(D)	AA	2	(D)
5144	Poultry and poultry products	1	(D)	(D)	AA	1	(D)	(D)	AA	—	—
5145	Confectionery	2	(D)	(D)	AA	1	(D)	(D)	AA	1	(D)
5146	Fish and seafoods	11	27 170	2 267	156	11	27 170	2 267	156	—	—
5147	Meats and meat products	1	(D)	(D)	AA	1	(D)	(D)	AA	—	—
5148	Fresh fruits and vegetables	5	(D)	(D)	BB	5	(D)	(D)	BB	—	—
5149	Groceries and related products, n.e.c.	19	(D)	(D)	EE	11	(D)	(D)	BB	8	(D)
515	Farm-product raw materials	6	(D)	(D)	BB	5	(D)	(D)	BB	1	(D)
5153	Grain and field beans	4	(D)	(D)	BB	4	(D)	(D)	BB	—	—
5154	Livestock	—	—	—	—	—	—	—	—	—	—
5159	Farm-product raw materials, n.e.c.	2	(D)	(D)	AA	1	(D)	(D)	AA	1	(D)
516	Chemicals and allied products	16	49 789	5 767	174	13	(D)	(D)	CC	3	(D)
5162	Plastics materials and basic forms and shapes	2	(D)	(D)	AA	2	(D)	(D)	AA	—	—
5169	Chemicals and allied products, n.e.c.	14	(D)	(D)	CC	11	(D)	(D)	CC	3	(D)
517	Petroleum and petroleum products	29	423 892	8 945	362	21	(D)	(D)	CC	8	(D)
5171	Petroleum bulk stations and terminals	23	(D)	(D)	EE	16	(D)	(D)	CC	7	(D)
5172	Petroleum and petroleum products wholesalers, except bulk stations and terminals	6	(D)	(D)	BB	5	(D)	(D)	BB	1	(D)
518	Beer, wine, and distilled alcoholic beverages	7	93 932	9 165	360	7	93 932	9 165	360	—	—
5181	Beer and ale	4	(D)	(D)	CC	4	(D)	(D)	CC	—	—
5182	Wine and distilled alcoholic beverages	3	(D)	(D)	CC	3	(D)	(D)	CC	—	—
519	Miscellaneous nondurable goods	57	(D)	(D)	EE	38	(D)	(D)	EE	19	(D)
5191	Farm supplies	15	42 836	2 126	58	11	(D)	(D)	BB	4	(D)
5192	Books, periodicals, and newspapers	9	13 147	1 497	66	6	8 249	1 036	49	3	4 898
5193	Flowers, nursery stock, and florists' supplies	3	(D)	(D)	BB	3	(D)	(D)	BB	—	—
5194	Tobacco and tobacco products	2	(D)	(D)	BB	2	(D)	(D)	BB	—	—
5198	Paints, varnishes, and supplies	12	9 664	1 345	98	3	(D)	(D)	BB	9	(D)
5199	Nondurable goods, n.e.c.	16	17 974	2 062	95	13	12 245	1 920	91	3	5 729

Table 7. Summary Statistics for Metropolitan Areas: 1992 — Con.

[For meaning of abbreviations and symbols, see introductory text. For explanation of terms and comparability of 1987 and 1992 censuses, see appendix A. For definitions of CMSA's, MSA's, and PMSA's, see appendix D]

SIC code	Geographic area and kind of business	Estab-lish-ments (number)	Sales (\$1,000)	Annual payroll (\$1,000)	Paid employees for pay period including March 12 (number)	Merchant wholesalers			Other operating types		
						Estab-lish-ments (number)	Sales (\$1,000)	Annual payroll (\$1,000)	Paid employees for pay period including March 12 (number)	Estab-lish-ments (number)	Sales (\$1,000)
	CHARLOTTE-GASTONIA-ROCK HILL, NC-SC MSA										
	Wholesale trade	3 763	31 647 689	1 458 600	45 666	2 803	10 496 646	928 826	32 240	960	21 151 043
50	Durable goods	2 601	14 316 705	905 395	28 358	1 987	6 334 220	641 560	21 604	614	7 982 485
501	Motor vehicles and motor vehicle parts and supplies	318	4 099 010	81 421	3 114	279	636 717	61 954	2 577	39	3 462 293
5012	Automobiles and other motor vehicles	55	3 296 021	23 860	797	41	147 965	13 934	493	14	3 148 056
5013	Motor vehicle supplies and new parts	178	580 022	38 930	1 585	157	(D)	(D)	GG	21	(D)
5014	Tires and tubes	42	203 059	14 496	500	38	(D)	(D)	EE	4	(D)
5015	Motor vehicle parts, used	43	19 908	4 135	232	43	19 908	4 135	232	-	-
502	Furniture and home furnishings	127	396 018	29 598	1 050	92	203 884	24 198	919	35	192 134
5021	Furniture	56	114 315	11 665	356	41	75 244	9 660	315	15	39 071
5023	Home furnishings	71	281 703	17 933	694	51	128 640	14 538	604	20	153 063
503	Lumber and other construction materials	142	837 086	45 677	1 668	99	447 263	33 773	1 261	43	389 823
5031	Lumber, plywood, millwork, and wood panels	56	450 793	27 047	994	39	324 538	21 888	824	17	126 255
5032	Brick, stone, and related construction materials	25	43 923	3 626	155	18	17 093	2 712	107	7	26 830
5033	Roofing, siding, and insulation materials	30	254 757	7 925	249	20	56 087	5 613	187	10	198 670
5039	Construction materials, n.e.c.	31	87 613	7 079	270	22	49 545	3 560	143	9	38 068
504	Professional and commercial equipment and supplies	305	1 512 802	155 477	4 246	238	580 653	76 066	2 514	67	932 149
5043	Photographic equipment and supplies	12	211 116	10 126	270	10	(D)	(D)	BB	2	(D)
5044	Office equipment	58	159 543	27 693	939	46	79 543	16 935	656	12	80 000
5045	Computers and computer peripheral equipment and software	98	528 832	67 660	1 570	76	181 570	21 523	660	22	347 262
5046	Commercial equipment, n.e.c.	43	83 879	9 961	340	33	(D)	(D)	EE	10	(D)
5047	Medical, dental, and hospital equipment and supplies	64	(D)	(D)	FF	48	(D)	(D)	FF	16	342 069
5048	Ophthalmic goods	13	14 521	2 102	85	9	8 256	1 714	81	4	6 265
5049	Professional equipment and supplies, n.e.c.	17	(D)	(D)	CC	16	(D)	(D)	CC	1	(D)
505	Metals and minerals, except petroleum	105	589 452	38 820	1 234	73	368 138	32 903	1 060	32	221 314
5051	Metals service centers and offices	103	(D)	(D)	GG	73	368 138	32 903	(D)	30	(D)
5052	Coal and other minerals and ores	2	(D)	(D)	AA	-	-	-	(D)	2	(D)
506	Electrical goods	290	1 414 990	106 646	3 094	189	521 112	62 074	2 024	101	893 878
5063	Electrical apparatus and equipment, wiring supplies, and construction materials	178	851 776	64 670	1 908	114	359 182	39 818	1 320	64	492 594
5064	Electrical appliances, television and radio sets	23	260 483	8 242	224	14	37 919	3 700	158	9	222 564
5065	Electronic parts and equipment, n.e.c.	89	302 731	33 734	962	61	124 011	18 556	546	28	178 720
507	Hardware, and plumbing and heating equipment and supplies	233	1 082 926	82 473	2 583	165	574 078	53 265	1 683	68	508 848
5072	Hardware	79	543 463	41 796	1 422	61	295 850	25 305	838	18	247 613
5074	Plumbing and heating equipment and supplies (hydronics)	88	327 001	22 217	673	57	136 754	14 195	453	31	190 247
5075	Warm air heating and air-conditioning equipment and supplies	57	186 018	16 596	452	40	(D)	(D)	EE	17	(D)
5078	Refrigeration equipment and supplies	9	26 444	1 864	36	7	(D)	(D)	BB	2	(D)
508	Machinery, equipment, and supplies	885	3 873 353	320 647	9 614	683	2 568 790	254 888	7 873	202	1 304 563
5082	Construction and mining (except petroleum) machinery and equipment	42	204 152	27 269	857	37	182 950	25 711	797	5	21 202
5083	Farm and garden machinery and equipment	38	113 997	11 848	469	36	(D)	(D)	EE	2	(D)
5084	Industrial machinery and equipment	537	2 706 615	203 445	5 454	394	1 789 443	155 378	4 425	143	917 172
5085	Industrial supplies	189	669 359	55 094	2 015	147	368 274	41 875	1 422	42	301 085
5087	Service establishment equipment and supplies	59	145 682	18 638	686	52	97 954	16 683	651	7	47 728
5088	Transportation equipment and supplies, except motor vehicles	20	33 548	4 353	133	17	(D)	(D)	CC	3	(D)
509	Miscellaneous durable goods	196	511 068	44 636	1 755	169	433 585	42 439	1 693	27	77 483
5091	Sporting and recreational goods and supplies	32	78 866	6 433	246	27	64 498	5 657	225	5	14 368
5092	Toys and hobby goods and supplies	13	13 469	1 800	72	12	(D)	(D)	BB	1	(D)
5093	Scrap and waste materials	74	251 294	23 298	958	71	244 365	23 030	950	3	6 929
5094	Jewelry, watches, precious stones, and precious metals	29	25 299	2 874	114	27	(D)	(D)	CC	2	(D)
5099	Durable goods, n.e.c.	48	142 140	10 231	365	32	91 057	9 171	336	16	51 083
51	Nondurable goods	1 162	17 330 984	553 205	17 308	816	4 162 426	287 266	10 636	346	13 168 558
511	Paper and paper products	136	1 169 797	55 163	1 886	93	326 428	35 768	1 338	43	843 369
5111	Printing and writing paper	12	128 762	5 867	145	7	57 263	3 992	83	5	71 499
5112	Stationery and office supplies	76	201 079	24 252	999	55	125 116	17 716	816	21	75 963
5113	Industrial and personal service paper	48	839 956	25 044	742	31	144 049	14 060	439	17	695 907
512	Drugs, drug proprietaries, and druggists' sundries	29	716 067	35 068	1 088	25	280 380	13 771	682	4	435 687
5122	Drugs, drug proprietaries, and druggists' sundries	29	716 067	35 068	1 088	25	280 380	13 771	682	4	435 687
513	Apparel, piece goods, and notions	198	856 021	33 835	1 319	139	378 300	24 145	1 043	59	477 721
5131	Piece goods, notions, and other dry goods	82	440 768	15 062	523	62	174 832	10 575	412	20	265 936
5136	Men's and boys' clothing and furnishings	42	177 695	9 923	409	33	139 913	8 688	368	9	37 782
5137	Women's, children's, and infants' clothing and accessories	63	177 619	6 097	301	37	46 694	3 248	185	26	130 925
5139	Footwear	11	59 939	2 753	86	7	16 861	1 634	78	4	43 078
514	Groceries and related products	188	5 653 748	181 653	6 657	105	1 630 933	87 319	3 274	83	4 022 815
5141	Groceries, general line	18	2 037 565	61 560	1 917	12	685 604	35 870	1 137	6	1 351 961
5142	Packaged frozen foods	27	615 678	20 951	602	10	389 916	15 949	448	17	225 762
5143	Dairy products, except dried or canned	20	(D)	(D)	EE	11	(D)	(D)	CC	9	(D)
5144	Poultry and poultry products	8	(D)	(D)	EE	5	(D)	(D)	BB	3	(D)
5145	Confectionery	13	271 289	10 869	456	5	20 802	2 363	90	8	250 487

WHOLESALE TRADE—GEOGRAPHIC AREA SERIES

SOUTH CAROLINA SC-31

Table 7. Summary Statistics for Metropolitan Areas: 1992 — Con.

[For meaning of abbreviations and symbols, see introductory text. For explanation of terms and comparability of 1987 and 1992 censuses, see appendix A. For definitions of CMSA's, MSA's, and PMSA's, see appendix D]

SIC code	Geographic area and kind of business	Estab-lish-ments (number)	Sales (\$1,000)	Annual payroll (\$1,000)	Paid employees for pay period including March 12 (number)	Merchant wholesalers			Other operating types	
						Estab-lish-ments (number)	Sales (\$1,000)	Annual payroll (\$1,000)	Paid employees for pay period including March 12 (number)	Estab-lish-ments (number)
CHARLOTTE—GASTONIA—ROCK HILL, NC—SC MSA—Con.										
51	Nondurable goods — Con.									
514	Groceries and related products — Con.									
5146	Fish and seafoods	5	13 555	1 189	64	5	13 555	1 189	64	—
5147	Meats and meat products	14	80 477	4 976	194	8	21 821	993	42	58 656
5148	Fresh fruits and vegetables	12	31 861	1 334	91	11	(D)	(D)	BB	(D)
5149	Groceries and related products, n.e.c.	71	(D)	(D)	HH	38	(D)	(D)	GG	(D)
515	Farm-product raw materials	24	430 951	3 878	135	16	69 216	2 607	79	361 735
5153	Grain and field beans	9	(D)	(D)	BB	6	7 924	1 237	(D)	3
5154	Livestock	3	17 514	194	37	—	—	—	—	3
5159	Farm-product raw materials, n.e.c.	12	(D)	(D)	BB	10	61 292	1 370	(D)	2
516	Chemicals and allied products	185	5 963 057	145 621	2 758	127	433 351	44 866	1 229	58
5162	Plastics materials and basic forms and shapes	36	487 296	12 351	320	28	91 369	9 833	264	8
5169	Chemicals and allied products, n.e.c.	149	5 475 761	133 270	2 438	99	341 982	35 033	965	50
517	Petroleum and petroleum products	85	1 214 484	19 203	767	69	415 130	15 351	649	16
5171	Petroleum bulk stations and terminals	58	963 911	13 845	586	46	(D)	(D)	EE	12
5172	Petroleum and petroleum products wholesalers, except bulk stations and terminals	27	250 573	5 358	181	23	(D)	(D)	CC	4
518	Beer, wine, and distilled alcoholic beverages	26	215 737	22 170	684	25	(D)	(D)	FF	1
5181	Beer and ale	13	167 708	17 401	486	13	167 708	17 401	486	—
5182	Wine and distilled alcoholic beverages	13	48 029	4 769	198	12	(D)	(D)	CC	1
519	Miscellaneous nondurable goods	291	1 111 122	56 614	2 014	217	(D)	(D)	GG	74
5191	Farm supplies	52	117 744	6 248	274	44	95 431	5 458	250	8
5192	Books, periodicals, and newspapers	25	104 428	12 712	419	19	58 602	10 826	377	6
5193	Flowers, nursery stock, and florists' supplies	31	32 777	4 744	214	30	(D)	(D)	CC	1
5194	Tobacco and tobacco products	10	117 849	3 312	125	9	(D)	(D)	BB	1
5198	Paints, varnishes, and supplies	33	62 249	4 905	173	13	13 758	1 293	53	20
5199	Nondurable goods, n.e.c.	140	676 075	24 693	809	102	(D)	(D)	FF	38
COLUMBIA, SC MSA										
	Wholesale trade	921	4 054 718	324 432	12 119	772	2 914 015	253 770	10 119	149
50	Durable goods	625	1 936 534	192 576	7 106	541	1 408 111	152 466	6 017	84
501	Motor vehicles and motor vehicle parts and supplies	103	266 744	19 003	1 018	97	(D)	(D)	FF	6
5012	Automobiles and other motor vehicles	23	143 470	5 860	296	21	(D)	(D)	CC	2
5013	Motor vehicle supplies and new parts	61	91 221	9 734	554	57	(D)	(D)	FF	4
5014	Tires and tubes	10	(D)	(D)	CC	10	(D)	(D)	CC	—
5015	Motor vehicle parts, used	9	(D)	(D)	BB	9	(D)	(D)	BB	—
502	Furniture and homefurnishings	37	57 320	5 565	250	34	(D)	(D)	CC	3
5021	Furniture	21	39 553	3 833	160	18	(D)	(D)	CC	3
5023	Homefurnishings	16	17 767	1 732	90	16	17 767	1 732	90	—
503	Lumber and other construction materials	43	231 033	17 274	621	36	162 459	15 497	572	7
5031	Lumber, plywood, millwork, and wood panels	18	114 204	10 415	348	17	(D)	(D)	EE	1
5032	Brick, stone, and related construction materials	9	63 633	2 693	74	6	(D)	(D)	BB	3
5033	Roofing, siding, and insulation materials	9	27 281	1 516	60	7	(D)	(D)	BB	2
5039	Construction materials, n.e.c.	7	25 915	2 650	139	6	(D)	(D)	CC	1
504	Professional and commercial equipment and supplies	112	341 330	45 937	1 459	96	181 520	26 026	1 045	16
5043	Photographic equipment and supplies	1	(D)	(D)	AA	1	(D)	(D)	AA	—
5044	Office equipment	38	73 336	14 979	519	32	(D)	(D)	EE	6
5045	Computers and computer peripheral equipment and software	22	102 774	16 373	406	18	(D)	(D)	CC	4
5046	Commercial equipment, n.e.c.	14	31 884	2 971	129	12	(D)	(D)	CC	2
5047	Medical, dental, and hospital equipment and supplies	23	118 419	9 470	297	19	(D)	(D)	EE	4
5048	Ophthalmic goods	7	6 020	950	50	7	6 020	950	50	—
5049	Professional equipment and supplies, n.e.c.	7	(D)	(D)	BB	7	(D)	(D)	BB	—
505	Metals and minerals, except petroleum	13	58 282	3 928	122	8	36 496	3 290	97	5
5051	Metals service centers and offices	12	(D)	(D)	CC	8	36 496	3 290	(D)	4
5052	Coal and other minerals and ores	1	(D)	(D)	AA	—	—	—	(D)	1
506	Electrical goods	73	231 418	19 859	689	52	133 687	13 868	541	21
5063	Electrical apparatus and equipment, wiring supplies, and construction materials	44	171 786	11 949	398	28	105 105	8 879	323	16
5064	Electrical appliances, television and radio sets	5	12 968	1 281	63	5	12 968	1 281	63	—
5065	Electronic parts and equipment, n.e.c.	24	46 664	6 629	228	19	15 614	3 708	155	5
507	Hardware, and plumbing and heating equipment and supplies	52	209 525	20 559	695	43	181 303	16 935	602	9
5072	Hardware	15	91 135	6 491	277	13	(D)	(D)	EE	2
5074	Plumbing and heating equipment and supplies (hydronics)	13	40 581	4 664	184	12	(D)	(D)	CC	1
5075	Warm air heating and air-conditioning equipment and supplies	21	74 048	8 913	221	16	(D)	(D)	CC	5
5078	Refrigeration equipment and supplies	3	3 761	491	13	2	(D)	(D)	AA	1

SC—32 SOUTH CAROLINA

WHOLESALE TRADE—GEOGRAPHIC AREA SERIES

Table 7. Summary Statistics for Metropolitan Areas: 1992 – Con.

[For meaning of abbreviations and symbols, see introductory text. For explanation of terms and comparability of 1987 and 1992 censuses, see appendix A. For definitions of CMSA's, MSA's, and PMSA's, see appendix D]

SIC code	Geographic area and kind of business	Estab-lish-ments (number)	Sales (\$1,000)	Annual payroll (\$1,000)	Paid employees for pay period including March 12 (number)	Merchant wholesalers			Other operating types		
						Estab-lish-ments (number)	Sales (\$1,000)	Annual payroll (\$1,000)	Paid employees for pay period including March 12 (number)	Estab-lish-ments (number)	Sales (\$1,000)
COLUMBIA, SC MSA – Con.											
50	Durable goods – Con.										
508	Machinery, equipment, and supplies -----	141	329 964	43 691	1 549	130	280 173	38 128	1 375	11	49 791
5082	Construction and mining (except petroleum) machinery and equipment -----	17	(D)	(D)	EE	16	70 814	7 411	(D)	1	(D)
5083	Farm and garden machinery and equipment -----	14	24 129	3 006	139	14	24 129	3 006	139	–	–
5084	Industrial machinery and equipment -----	54	106 782	14 149	486	48	(D)	(D)	EE	6	(D)
5085	Industrial supplies -----	34	76 882	9 793	356	30	(D)	(D)	EE	4	(D)
5087	Service establishment equipment and supplies -----	20	(D)	(D)	CC	20	(D)	(D)	CC	–	–
5088	Transportation equipment and supplies, except motor vehicles -----	2	(D)	(D)	AA	2	(D)	(D)	AA	–	–
509	Miscellaneous durable goods -----	51	210 918	16 760	703	45	(D)	(D)	FF	6	(D)
5091	Sporting and recreational goods and supplies -----	13	155 408	10 304	382	10	138 815	9 681	373	3	16 593
5092	Toys and hobby goods and supplies -----	1	(D)	(D)	AA	1	(D)	(D)	AA	–	–
5093	Scrap and waste materials -----	12	34 473	3 810	194	12	34 473	3 810	194	–	–
5094	Jewelry, watches, precious stones, and precious metals -----	5	3 746	487	17	5	3 746	487	17	–	–
5099	Durable goods, n.e.c. -----	20	(D)	(D)	CC	17	14 169	2 020	(D)	3	(D)
51	Nondurable goods -----	296	2 118 184	131 856	5 013	231	1 505 904	101 304	4 102	65	612 280
511	Paper and paper products -----	44	122 317	15 158	828	33	72 523	10 358	692	11	49 794
5111	Printing and writing paper -----	3	(D)	(D)	CC	2	(D)	(D)	BB	1	(D)
5112	Stationery and office supplies -----	29	53 872	7 956	569	21	(D)	(D)	FF	8	(D)
5113	Industrial and personal service paper -----	12	(D)	(D)	CC	10	(D)	(D)	BB	2	(D)
512	Drugs, drug proprietaries, and druggists' sundries -----	11	106 773	4 717	163	10	(D)	(D)	CC	1	(D)
5122	Drugs, drug proprietaries, and druggists' sundries -----	11	106 773	4 717	163	10	(D)	(D)	CC	1	(D)
513	Apparel, piece goods, and notions -----	34	159 238	7 773	294	29	146 247	7 473	289	5	12 991
5131	Piece goods, notions, and other dry goods -----	11	(D)	(D)	BB	9	(D)	(D)	BB	2	(D)
5136	Men's and boys' clothing and furnishings -----	13	131 318	5 384	210	13	131 318	5 384	210	–	–
5137	Women's, children's, and infants' clothing and accessories -----	7	(D)	(D)	BB	6	(D)	(D)	BB	1	(D)
5139	Footwear -----	3	(D)	(D)	AA	1	(D)	(D)	AA	2	(D)
514	Groceries and related products -----	69	754 654	50 842	1 689	50	528 000	33 697	1 131	19	226 654
5141	Groceries, general line -----	2	(D)	(D)	AA	1	(D)	(D)	AA	1	(D)
5142	Packages, frozen foods -----	8	423 261	22 917	676	4	(D)	(D)	FF	4	(D)
5143	Dairy products, except dried or canned -----	7	41 038	2 569	99	3	29 856	1 788	59	4	11 182
5144	Poultry and poultry products -----	2	(D)	(D)	AA	1	(D)	(D)	AA	1	(D)
5145	Confectionery -----	6	(D)	(D)	CC	5	(D)	(D)	CC	1	(D)
5146	Fish and seafoods -----	4	(D)	(D)	AA	3	(D)	(D)	AA	1	(D)
5147	Meats and meat products -----	3	9 495	678	39	3	9 495	678	39	–	–
5148	Fresh fruits and vegetables -----	21	(D)	(D)	CC	20	(D)	(D)	CC	–	(D)
5149	Groceries and related products, n.e.c. -----	16	(D)	(D)	EE	10	(D)	(D)	BB	6	(D)
515	Farm-product raw materials -----	6	5 887	396	21	5	(D)	(D)	AA	1	(D)
5153	Grain and field beans -----	2	(D)	(D)	AA	2	(D)	(D)	AA	–	–
5154	Livestock -----	2	(D)	(D)	AA	2	(D)	(D)	AA	–	–
5159	Farm-product raw materials, n.e.c. -----	2	(D)	(D)	AA	1	(D)	(D)	AA	1	(D)
516	Chemicals and allied products -----	33	111 863	7 405	281	21	30 560	4 547	193	12	81 303
5162	Plastics materials and basic forms and shapes -----	9	20 529	2 179	98	7	(D)	(D)	BB	2	(D)
5169	Chemicals and allied products, n.e.c. -----	24	91 334	5 226	183	14	(D)	(D)	CC	10	(D)
517	Petroleum and petroleum products -----	16	63 332	3 325	169	16	63 332	3 325	169	–	–
5171	Petroleum bulk stations and terminals -----	12	43 973	2 730	114	12	43 973	2 730	114	–	–
5172	Petroleum and petroleum products wholesalers, except bulk stations and terminals -----	4	19 359	595	55	4	19 359	595	55	–	–
518	Beer, wine, and distilled alcoholic beverages -----	15	410 675	26 993	916	14	(D)	(D)	FF	1	(D)
5181	Beer and ale -----	5	102 437	8 023	279	5	102 437	8 023	279	–	–
5182	Wine and distilled alcoholic beverages -----	10	308 238	18 970	637	9	(D)	(D)	FF	1	(D)
519	Miscellaneous nondurable goods -----	68	383 445	15 247	652	53	(D)	(D)	FF	15	(D)
5191	Farm supplies -----	15	104 103	3 429	126	12	(D)	(D)	BB	3	(D)
5192	Books, periodicals, and newspapers -----	7	25 190	1 584	61	3	(D)	(D)	BB	4	(D)
5193	Flowers, nursery stock, and florists' supplies -----	3	1 377	167	10	3	1 377	167	10	–	–
5194	Tobacco and tobacco products -----	7	130 383	4 880	271	7	130 383	4 880	271	–	–
5198	Paints, varnishes, and supplies -----	9	8 095	1 403	52	4	(D)	(D)	BB	5	(D)
5199	Nondurable goods, n.e.c. -----	27	114 297	3 784	132	24	(D)	(D)	CC	3	(D)
FLORENCE, SC MSA											
	Wholesale trade -----	256	921 118	73 752	3 105	230	786 948	65 106	2 691	26	134 170
50	Durable goods -----	160	370 905	42 821	1 706	152	342 672	39 942	1 613	8	28 233
501	Motor vehicles and motor vehicle parts and supplies -----	43	(D)	(D)	EE	42	(D)	(D)	EE	1	(D)
502	Furniture and home furnishings -----	5	(D)	(D)	BB	5	(D)	(D)	BB	–	–
503	Lumber and other construction materials -----	5	14 963	2 340	86	4	(D)	(D)	BB	1	(D)
504	Professional and commercial equipment and supplies -----	15	(D)	(D)	CC	14	(D)	(D)	CC	1	(D)
505	Metals and minerals, except petroleum -----	3	(D)	(D)	CC	3	(D)	(D)	CC	–	–
506	Electrical goods -----	18	40 244	4 727	182	17	(D)	(D)	CC	1	(D)

Table 7. Summary Statistics for Metropolitan Areas: 1992 — Con.

[For meaning of abbreviations and symbols, see introductory text. For explanation of terms and comparability of 1987 and 1992 censuses, see appendix A. For definitions of CMSA's, MSA's, and PMSA's, see appendix D]

SIC code	Geographic area and kind of business	Estab-lish-ments (number)	Sales (\$1,000)	Annual payroll (\$1,000)	Paid employees for pay period including March 12 (number)	Merchant wholesalers				Other operating types	
						Estab-lish-ments (number)	Sales (\$1,000)	Annual payroll (\$1,000)	Paid employees for pay period including March 12 (number)	Estab-lish-ments (number)	Sales (\$1,000)
FLORENCE, SC MSA—Con.											
50	Durable goods —Con.										
507	Hardware, and plumbing and heating equipment and supplies -----	18	(D)	(D)	EE	16	(D)	(D)	EE	2	(D)
508	Machinery, equipment, and supplies -----	37	90 367	10 698	429	35	(D)	(D)	EE	2	(D)
509	Miscellaneous durable goods -----	16	(D)	(D)	CC	16	(D)	(D)	CC	—	—
51	Nondurable goods -----	96	550 213	30 931	1 399	78	444 276	25 164	1 078	18	105 937
511	Paper and paper products -----	7	13 888	2 143	62	6	(D)	(D)	BB	1	(D)
512	Drugs, drug proprietaries, and druggists' sundries ---	4	(D)	(D)	BB	4	(D)	(D)	BB	—	—
513	Apparel, piece goods, and notions -----	5	2 121	323	20	5	2 121	323	20	—	—
514	Groceries and related products -----	14	276 792	12 591	568	10	(D)	(D)	EE	4	(D)
515	Farm-product raw materials -----	6	24 824	324	28	3	4 293	141	6	3	20 531
516	Chemicals and allied products -----	5	13 207	879	32	4	(D)	(D)	BB	1	(D)
517	Petroleum and petroleum products -----	21	72 621	3 009	164	21	72 621	3 009	164	—	—
518	Beer, wine, and distilled alcoholic beverages -----	4	42 394	3 674	128	4	42 394	3 674	128	—	—
519	Miscellaneous nondurable goods -----	30	(D)	(D)	EE	21	(D)	(D)	CC	9	(D)
GREENVILLE-SPARTANBURG-ANDERSON, SC MSA											
	Wholesale trade -----	1 810	8 831 182	563 630	19 708	1 514	5 305 169	423 084	15 527	296	3 526 013
50	Durable goods -----	1 252	4 702 498	386 649	13 188	1 086	3 278 680	297 292	10 770	166	1 423 818
501	Motor vehicles and motor vehicle parts and supplies -----	178	615 533	38 424	1 678	170	272 084	29 887	1 415	8	343 449
5012	Automobiles and other motor vehicles -----	57	167 046	10 844	473	53	(D)	(D)	EE	4	(D)
5013	Motor vehicle supplies and new parts -----	81	398 996	22 009	920	77	(D)	(D)	FF	4	(D)
5014	Tires and tubes -----	10	30 408	2 330	92	10	30 408	2 330	92	—	—
5015	Motor vehicle parts, used -----	30	19 083	3 241	193	30	19 083	3 241	193	—	—
502	Furniture and homefurnishings -----	51	110 378	17 001	841	44	(D)	(D)	EE	7	(D)
5021	Furniture -----	20	33 894	3 325	140	16	(D)	(D)	CC	4	(D)
5023	Homefurnishings -----	31	76 484	13 676	701	28	(D)	(D)	EE	3	(D)
503	Lumber and other construction materials -----	69	720 527	24 569	815	55	661 575	23 040	752	14	58 952
5031	Lumber, plywood, millwork, and wood panels -----	20	598 903	16 107	516	17	(D)	(D)	EE	3	(D)
5032	Brick, stone, and related construction materials ---	14	22 018	2 447	68	10	(D)	(D)	BB	4	(D)
5033	Roofing, siding, and insulation materials -----	22	70 885	4 075	145	17	(D)	(D)	CC	5	(D)
5039	Construction materials, n.e.c. -----	13	28 721	1 940	86	11	(D)	(D)	BB	2	(D)
504	Professional and commercial equipment and supplies -----	133	379 875	55 013	1 659	118	243 931	38 327	1 331	15	135 944
5043	Photographic equipment and supplies -----	2	(D)	(D)	BB	2	(D)	(D)	BB	—	—
5044	Office equipment -----	32	80 219	14 518	527	27	58 275	11 289	439	5	21 944
5045	Computers and computer peripheral equipment and software -----	55	189 275	23 590	617	50	(D)	(D)	EE	5	(D)
5046	Commercial equipment, n.e.c. -----	15	38 450	5 599	173	13	(D)	(D)	CC	2	(D)
5047	Medical, dental, and hospital equipment and supplies -----	21	61 271	9 205	227	19	(D)	(D)	CC	2	(D)
5048	Ophthalmic goods -----	3	4 988	1 089	57	3	4 988	1 089	57	—	—
5049	Professional equipment and supplies, n.e.c. -----	5	(D)	(D)	BB	4	(D)	(D)	BB	1	(D)
505	Metals and minerals, except petroleum -----	32	180 898	11 516	397	25	151 962	10 618	367	7	28 936
5051	Metals service centers and offices -----	29	175 744	11 232	388	23	(D)	(D)	EE	6	(D)
5052	Coal and other minerals and ores -----	3	5 154	284	9	2	(D)	(D)	AA	1	(D)
506	Electrical goods -----	128	451 256	35 740	1 176	100	226 110	24 845	938	28	225 146
5063	Electrical apparatus and equipment, wiring supplies, and construction materials -----	86	375 186	26 708	849	67	170 920	17 512	646	19	204 266
5064	Electrical appliances, television and radio sets ---	8	13 164	1 592	74	8	13 164	1 592	74	—	—
5065	Electronic parts and equipment, n.e.c. -----	34	62 906	7 440	253	25	42 026	5 741	218	9	20 880
507	Hardware, and plumbing and heating equipment and supplies -----	112	292 182	25 001	903	96	175 835	18 321	690	16	116 347
5072	Hardware -----	25	111 602	7 589	292	21	(D)	(D)	CC	4	(D)
5074	Plumbing and heating equipment and supplies (hydronics) -----	28	47 565	5 520	210	25	(D)	(D)	CC	3	(D)
5075	Warm air heating and air-conditioning equipment and supplies -----	54	127 148	11 170	360	45	104 692	9 710	325	9	22 456
5078	Refrigeration equipment and supplies -----	5	5 867	722	41	5	5 867	722	41	—	—
508	Machinery, equipment, and supplies -----	428	1 208 745	123 708	3 909	366	942 526	107 880	3 498	62	266 219
5082	Construction and mining (except petroleum) machinery and equipment -----	15	39 149	6 090	202	13	(D)	(D)	CC	2	(D)
5083	Farm and garden machinery and equipment -----	22	22 092	1 949	118	21	(D)	(D)	CC	1	(D)
5084	Industrial machinery and equipment -----	236	831 757	81 231	2 269	193	663 640	70 945	1 999	43	168 117
5085	Industrial supplies -----	101	262 869	27 902	947	90	193 916	23 979	878	11	68 953
5087	Service establishment equipment and supplies ---	47	43 877	5 661	331	43	31 009	4 893	289	4	12 868
5088	Transportation equipment and supplies, except motor vehicles -----	7	9 001	875	42	6	(D)	(D)	BB	1	(D)
509	Miscellaneous durable goods -----	121	743 104	55 677	1 810	112	(D)	(D)	GG	9	(D)
5091	Sporting and recreational goods and supplies ---	27	372 121	31 198	774	20	149 321	6 842	285	7	222 800
5092	Toys and hobby goods and supplies -----	8	18 617	1 690	47	8	18 617	1 690	47	—	—
5093	Scrap and waste materials -----	51	(D)	(D)	FF	50	(D)	(D)	FF	1	(D)
5094	Jewelry, watches, precious stones, and precious metals -----	5	4 614	213	17	5	4 614	213	17	—	—
5099	Durable goods, n.e.c. -----	30	(D)	(D)	EE	29	(D)	(D)	EE	1	(D)

SC-34 SOUTH CAROLINA

WHOLESALE TRADE—GEOGRAPHIC AREA SERIES

Table 7. Summary Statistics for Metropolitan Areas: 1992 — Con.

[For meaning of abbreviations and symbols, see introductory text. For explanation of terms and comparability of 1987 and 1992 censuses, see appendix A. For definitions of CMSA's, MSA's, and PMSA's, see appendix D]

SIC code	Geographic area and kind of business	Estab-lish-ments (number)	Sales (\$1,000)	Annual payroll (\$1,000)	Paid employees for pay period including March 12 (number)	Merchant wholesalers			Other operating types		
						Estab-lish-ments (number)	Sales (\$1,000)	Annual payroll (\$1,000)	Paid employees for pay period including March 12 (number)	Estab-lish-ments (number)	Sales (\$1,000)
GREENVILLE-SPARTANBURG-ANDERSON, SC MSA—Con.											
51	Nondurable goods	558	4 128 684	176 981	6 520	428	2 026 489	125 792	4 757	130	2 102 195
511	Paper and paper products	57	425 581	20 786	655	45	151 186	15 911	560	12	274 395
5111	Printing and writing paper	4	(D)	(D)	BB	2	(D)	(D)	BB	2	(D)
5112	Stationery and office supplies	27	51 313	6 191	235	19	(D)	(D)	CC	8	(D)
5113	Industrial and personal service paper	26	(D)	(D)	EE	24	(D)	(D)	EE	2	(D)
512	Drugs, drug proprietaries, and druggists' sundries	16	213 848	7 810	272	13	(D)	(D)	CC	3	(D)
5122	Drugs, drug proprietaries, and druggists' sundries	16	213 848	7 810	272	13	(D)	(D)	CC	3	(D)
513	Apparel, piece goods, and notions	64	407 235	22 061	950	51	332 893	16 631	777	13	74 342
5131	Piece goods, notions, and other dry goods	42	91 408	8 807	434	36	(D)	(D)	EE	6	(D)
5136	Men's and boys' clothing and furnishings	5	(D)	(D)	BB	4	(D)	(D)	AA	1	(D)
5137	Women's, children's, and infants' clothing and accessories	13	(D)	(D)	CC	8	(D)	(D)	BB	5	(D)
5139	Footwear	4	(D)	(D)	EE	3	(D)	(D)	EE	1	(D)
514	Groceries and related products	93	1 211 200	50 057	1 920	54	429 386	22 633	838	39	781 814
5141	Groceries, general line	15	317 171	6 292	240	7	(D)	(D)	BB	8	(D)
5142	Packaged frozen foods	12	364 773	15 680	495	7	321 295	14 382	440	5	43 478
5143	Dairy products, except dried or canned	9	32 015	4 159	191	5	13 601	2 385	106	4	18 414
5144	Poultry and poultry products	4	(D)	(D)	BB	3	(D)	(D)	BB	1	(D)
5145	Confectionery	4	(D)	(D)	CC	3	(D)	(D)	AA	1	(D)
5146	Fish and seafoods	3	(D)	(D)	AA	3	(D)	(D)	AA	—	—
5147	Meats and meat products	8	25 672	790	29	6	(D)	(D)	BB	2	(D)
5148	Fresh fruits and vegetables	12	47 262	3 148	109	11	(D)	(D)	CC	1	(D)
5149	Groceries and related products, n.e.c.	26	348 377	15 365	560	9	(D)	(D)	BB	17	(D)
515	Farm-product raw materials	21	250 059	2 841	106	16	103 967	1 849	65	5	146 092
5153	Grain and field beans	2	(D)	(D)	AA	2	(D)	(D)	AA	—	—
5154	Livestock	5	(D)	(D)	BB	4	(D)	(D)	BB	1	(D)
5159	Farm-product raw materials, n.e.c.	14	(D)	(D)	BB	10	(D)	(D)	BB	4	(D)
516	Chemicals and allied products	89	298 451	25 879	776	70	213 702	21 714	647	19	84 749
5162	Plastics materials and basic forms and shapes	22	84 509	7 455	298	17	66 968	7 086	290	5	17 541
5169	Chemicals and allied products, n.e.c.	67	213 942	18 424	478	53	146 734	14 628	357	14	67 208
517	Petroleum and petroleum products	60	807 874	13 282	476	46	(D)	(D)	EE	14	(D)
5171	Petroleum bulk stations and terminals	45	698 326	8 680	312	32	(D)	(D)	CC	13	(D)
5172	Petroleum and petroleum products wholesalers, except bulk stations and terminals	15	109 548	4 602	164	14	(D)	(D)	CC	1	(D)
518	Beer, wine, and distilled alcoholic beverages	13	105 464	8 905	312	13	105 464	8 905	312	—	—
5181	Beer and ale	9	91 363	7 365	235	9	91 363	7 365	235	—	—
5182	Wine and distilled alcoholic beverages	4	14 101	1 540	77	4	14 101	1 540	77	—	—
519	Miscellaneous nondurable goods	145	408 972	25 360	1 053	120	(D)	(D)	FF	25	(D)
5191	Farm supplies	25	26 926	2 134	118	23	(D)	(D)	CC	2	(D)
5192	Books, periodicals, and newspapers	7	13 589	1 561	87	6	(D)	(D)	BB	1	(D)
5193	Flowers, nursery stock, and florists' supplies	19	14 626	1 774	93	19	14 626	1 774	93	—	—
5194	Tobacco and tobacco products	7	(D)	(D)	CC	7	(D)	(D)	CC	—	—
5198	Paints, varnishes, and supplies	18	40 313	5 265	203	10	31 670	4 394	169	8	8 643
5199	Nondurable goods, n.e.c.	69	(D)	(D)	EE	55	(D)	(D)	EE	14	(D)
MYRTLE BEACH, SC MSA											
	Wholesale trade	260	374 226	32 864	1 670	243	347 068	31 210	1 596	17	27 158
50	Durable goods	140	144 132	14 511	745	134	133 662	14 073	727	6	10 470
501	Motor vehicles and motor vehicle parts and supplies	18	36 531	3 200	140	18	36 531	3 200	140	—	—
502	Furniture and home furnishings	7	(D)	(D)	BB	7	(D)	(D)	BB	—	—
503	Lumber and other construction materials	12	11 491	854	46	11	(D)	(D)	BB	1	(D)
504	Professional and commercial equipment and supplies	21	(D)	(D)	BB	20	(D)	(D)	BB	1	(D)
505	Metals and minerals, except petroleum	2	(D)	(D)	AA	2	(D)	(D)	AA	—	—
506	Electrical goods	17	25 273	2 277	122	15	(D)	(D)	CC	2	(D)
507	Hardware, and plumbing and heating equipment and supplies	20	20 515	1 757	85	19	(D)	(D)	BB	1	(D)
508	Machinery, equipment, and supplies	25	(D)	(D)	CC	24	(D)	(D)	CC	1	(D)
509	Miscellaneous durable goods	18	(D)	(D)	BB	18	(D)	(D)	BB	—	—
51	Nondurable goods	120	230 094	18 353	925	109	213 406	17 137	869	11	16 688
511	Paper and paper products	8	4 374	918	38	8	4 374	918	38	—	—
512	Drugs, drug proprietaries, and druggists' sundries	3	(D)	(D)	AA	3	(D)	(D)	AA	—	—
513	Apparel, piece goods, and notions	9	(D)	(D)	BB	8	(D)	(D)	BB	1	(D)
514	Groceries and related products	26	52 968	4 934	304	20	44 500	4 010	259	6	8 468
515	Farm-product raw materials	7	13 276	883	27	5	(D)	(D)	BB	2	(D)
516	Chemicals and allied products	8	6 153	362	34	8	6 153	862	34	—	—
517	Petroleum and petroleum products	11	43 732	1 551	98	11	43 732	1 551	98	—	—
518	Beer, wine, and distilled alcoholic beverages	7	60 008	4 505	144	7	60 008	4 505	144	—	—
519	Miscellaneous nondurable goods	41	(D)	(D)	CC	39	(D)	(D)	CC	2	(D)

Table 7. Summary Statistics for Metropolitan Areas: 1992 – Con.

[For meaning of abbreviations and symbols, see introductory text. For explanation of terms and comparability of 1987 and 1992 censuses, see appendix A. For definitions of CMSA's, MSA's, and PMSA's, see appendix D]

SIC code	Geographic area and kind of business	Estab-lish-ments (number)	Sales (\$1,000)	Annual payroll (\$1,000)	Paid employees for pay period including March 12 (number)	Merchant wholesalers				Other operating types	
						Estab-lish-ments (number)	Sales (\$1,000)	Annual payroll (\$1,000)	Paid employees for pay period including March 12 (number)	Estab-lish-ments (number)	Sales (\$1,000)
SUMTER, SC MSA											
	Wholesale trade -----	104	201 642	21 513	923	96	174 526	19 835	860	8	27 116
50	Durable goods -----	66	92 739	11 671	528	62	86 376	11 074	507	4	6 363
501	Motor vehicles and motor vehicle parts and supplies -----	11	(D)	(D)	CC	10	(D)	(D)	CC	1	(D)
502	Furniture and homefurnishings -----	1	(D)	(D)	AA	1	(D)	(D)	AA	—	—
503	Lumber and other construction materials -----	2	(D)	(D)	BB	2	(D)	(D)	BB	—	—
504	Professional and commercial equipment and supplies -----	6	14 831	1 987	61	6	14 831	1 987	61	—	—
505	Metals and minerals, except petroleum -----	2	(D)	(D)	AA	2	(D)	(D)	AA	—	—
506	Electrical goods -----	7	5 146	690	43	7	5 146	690	43	—	—
507	Hardware, and plumbing and heating equipment and supplies -----	11	13 060	1 420	62	9	(D)	(D)	BB	2	(D)
508	Machinery, equipment, and supplies -----	15	18 603	2 212	91	14	(D)	(D)	BB	1	(D)
509	Miscellaneous durable goods -----	11	(D)	(D)	BB	11	(D)	(D)	BB	—	—
51	Nondurable goods -----	38	108 903	9 842	395	34	88 150	8 761	353	4	20 753
511	Paper and paper products -----	1	(D)	(D)	AA	1	(D)	(D)	AA	—	—
512	Drugs, drug proprietaries, and druggists' sundries -----	2	(D)	(D)	AA	2	(D)	(D)	AA	—	—
513	Apparel, piece goods, and notions -----	—	—	—	—	—	—	—	—	—	—
514	Groceries and related products -----	5	16 035	1 048	48	3	(D)	(D)	AA	2	(D)
515	Farm-product raw materials -----	—	—	—	—	—	—	—	—	—	—
516	Chemicals and allied products -----	7	18 193	3 269	117	7	18 193	3 269	117	—	—
517	Petroleum and petroleum products -----	8	(D)	(D)	BB	8	(D)	(D)	BB	—	—
518	Beer, wine, and distilled alcoholic beverages -----	5	18 864	1 914	62	5	18 864	1 914	62	—	—
519	Miscellaneous nondurable goods -----	10	23 407	1 332	70	8	(D)	(D)	BB	2	(D)

Table 8. Summary Statistics for the Area Outside Metropolitan Areas: 1992

[For meaning of abbreviations and symbols, see introductory text. For explanation of terms and comparability of 1987 and 1992 censuses, see appendix A. For definitions of CMSA's, MSA's, and PMSA's, see appendix D]

SIC code	Kind of business	Estab-lish-ments (number)	Sales (\$1,000)	Annual payroll (\$1,000)	Paid employees for pay period including March 12 (number)	Merchant wholesalers				Other operating types	
						Estab-lish-ments (number)	Sales (\$1,000)	Annual payroll (\$1,000)	Paid employees for pay period including March 12 (number)	Estab-lish-ments (number)	Sales (\$1,000)
	Wholesale trade -----	1 147	3 039 822	186 449	9 041	1 040	2 090 194	155 862	7 766	107	949 628
50	Durable goods -----	600	1 334 824	91 401	4 461	552	(D)	(D)	HH	48	(D)
501	Motor vehicles and motor vehicle parts and supplies -----	148	(D)	(D)	GG	145	(D)	(D)	FF	3	(D)
5012	Automobiles and other motor vehicles -----	33	(D)	(D)	EE	31	(D)	(D)	CC	2	(D)
5013	Motor vehicle supplies and new parts -----	74	54 482	7 238	431	73	(D)	(D)	EE	1	(D)
5014	Tires and tubes -----	13	(D)	(D)	BB	13	(D)	(D)	BB	—	—
5015	Motor vehicle parts, used -----	28	(D)	(D)	CC	28	(D)	(D)	CC	—	—
502	Furniture and homefurnishings -----	28	(D)	(D)	CC	21	(D)	(D)	BB	7	115 143
5021	Furniture -----	11	(D)	(D)	BB	8	(D)	(D)	BB	3	(D)
5023	Homefurnishings -----	17	110 745	4 972	163	13	(D)	(D)	BB	4	(D)
503	Lumber and other construction materials -----	40	(D)	(D)	EE	37	96 426	9 114	444	3	(D)
5031	Lumber, plywood, millwork, and wood panels -----	30	108 829	8 849	407	27	(D)	(D)	EE	3	(D)
5032	Brick, stone, and related construction materials -----	3	(D)	(D)	BB	3	(D)	(D)	BB	—	—
5033	Roofing, siding, and insulation materials -----	1	(D)	(D)	AA	1	(D)	(D)	AA	—	—
5039	Construction materials, n.e.c. -----	6	6 376	808	46	6	6 376	808	46	—	—
504	Professional and commercial equipment and supplies -----	40	(D)	(D)	EE	37	(D)	(D)	EE	3	(D)
5043	Photographic equipment and supplies -----	1	(D)	(D)	AA	1	(D)	(D)	AA	—	—
5044	Office equipment -----	11	(D)	(D)	BB	11	(D)	(D)	BB	—	—
5045	Computers and computer peripheral equipment and software -----	10	(D)	(D)	BB	10	(D)	(D)	BB	—	—
5046	Commercial equipment, n.e.c. -----	5	897	138	10	3	(D)	(D)	AA	2	(D)
5047	Medical, dental, and hospital equipment and supplies -----	10	(D)	(D)	BB	9	(D)	(D)	BB	1	(D)
5048	Ophthalmic goods -----	—	—	—	—	—	—	—	—	—	—
5049	Professional equipment and supplies, n.e.c. -----	3	(D)	(D)	BB	3	(D)	(D)	BB	—	—
505	Metals and minerals, except petroleum -----	16	47 569	4 055	147	12	(D)	(D)	CC	4	(D)
5051	Metals service centers and offices -----	15	(D)	(D)	CC	11	(D)	(D)	CC	4	(D)
5052	Coal and other minerals and ores -----	1	(D)	(D)	AA	1	(D)	(D)	AA	—	—
506	Electrical goods -----	48	(D)	(D)	CC	44	(D)	(D)	CC	4	(D)
5063	Electrical apparatus and equipment, wiring supplies, and construction materials -----	25	(D)	(D)	CC	23	(D)	(D)	CC	2	(D)
5064	Electrical appliances, television and radio sets -----	7	(D)	(D)	AA	6	(D)	(D)	AA	1	(D)
5065	Electronic parts and equipment, n.e.c. -----	16	(D)	(D)	BB	15	(D)	(D)	BB	1	(D)

SC-36 SOUTH CAROLINA

WHOLESALE TRADE—GEOGRAPHIC AREA SERIES

Table 8. Summary Statistics for the Area Outside Metropolitan Areas: 1992 —Con.

[For meaning of abbreviations and symbols, see introductory text. For explanation of terms and comparability of 1987 and 1992 censuses, see appendix A. For definitions of CMSA's, MSA's, and PMSA's, see appendix D]

SIC code	Kind of business	Estab-lish-ments (number)	Sales (\$1,000)	Annual payroll (\$1,000)	Paid employees for pay period including March 12 (number)	Merchant wholesalers			Other operating types		
						Estab-lish-ments (number)	Sales (\$1,000)	Annual payroll (\$1,000)	Paid employees for pay period including March 12 (number)	Estab-lish-ments (number)	Sales (\$1,000)
Wholesale trade —Con.											
50	Durable goods —Con.										
507	Hardware, and plumbing and heating equipment and supplies	38	(D)	(D)	CC	33	(D)	(D)	CC	5	(D)
5072	Hardware	4	(D)	(D)	BB	3	(D)	(D)	BB	1	(D)
5074	Plumbing and heating equipment and supplies (hydronics)	22	(D)	(D)	CC	22	(D)	(D)	CC	—	—
5075	Warm air heating and air-conditioning equipment and supplies	12	(D)	(D)	BB	8	(D)	(D)	BB	4	15 893
5078	Refrigeration equipment and supplies	—	—	—	—	—	—	—	—	—	—
508	Machinery, equipment, and supplies	141	(D)	(D)	GG	132	167 160	21 009	1 004	9	(D)
5082	Construction and mining (except petroleum) machinery and equipment	11	(D)	(D)	BB	11	(D)	(D)	BB	—	—
5083	Farm and garden machinery and equipment	52	(D)	(D)	EE	50	(D)	(D)	EE	2	(D)
5084	Industrial machinery and equipment	30	(D)	(D)	CC	28	(D)	(D)	CC	2	(D)
5085	Industrial supplies	27	(D)	(D)	CC	25	34 893	4 963	234	2	(D)
5087	Service establishment equipment and supplies	15	(D)	(D)	BB	13	(D)	(D)	BB	2	(D)
5088	Transportation equipment and supplies, except motor vehicles	6	(D)	(D)	BB	5	(D)	(D)	BB	1	(D)
509	Miscellaneous durable goods	101	284 850	16 379	869	91	240 321	15 590	807	10	44 529
5091	Sporting and recreational goods and supplies	17	28 881	2 385	157	16	(D)	(D)	CC	1	(D)
5092	Toys and hobby goods and supplies	5	5 317	457	31	5	5 317	457	31	—	—
5093	Scrap and waste materials	28	(D)	(D)	EE	27	(D)	(D)	EE	1	(D)
5094	Jewelry, watches, precious stones, and precious metals	7	(D)	(D)	BB	6	(D)	(D)	AA	1	(D)
5099	Durable goods, n.e.c.	44	179 067	7 915	345	37	170 189	7 330	292	7	8 878
51	Nondurable goods	547	1 704 998	95 048	4 580	488	(D)	(D)	HH	59	(D)
511	Paper and paper products	37	(D)	(D)	EE	33	(D)	(D)	CC	4	(D)
5111	Printing and writing paper	1	(D)	(D)	AA	1	(D)	(D)	AA	—	—
5112	Stationery and office supplies	26	(D)	(D)	CC	24	(D)	(D)	CC	2	(D)
5113	Industrial and personal service paper	10	(D)	(D)	BB	8	(D)	(D)	BB	2	(D)
512	Drugs, drug proprietaries, and druggists' sundries	8	(D)	(D)	BB	8	(D)	(D)	BB	—	—
5122	Drugs, drug proprietaries, and druggists' sundries	8	(D)	(D)	BB	8	(D)	(D)	BB	—	—
513	Apparel, piece goods, and notions	30	(D)	(D)	EE	28	(D)	(D)	EE	2	(D)
5131	Piece goods, notions, and other dry goods	15	(D)	(D)	CC	14	(D)	(D)	CC	1	(D)
5136	Men's and boys' clothing and furnishings	6	(D)	(D)	CC	5	(D)	(D)	CC	1	(D)
5137	Women's, children's, and infants' clothing and accessories	8	(D)	(D)	BB	8	(D)	(D)	BB	—	—
5139	Footwear	1	(D)	(D)	AA	1	(D)	(D)	AA	—	—
514	Groceries and related products	96	464 145	27 630	1 296	77	348 328	22 118	1 058	19	115 817
5141	Groceries, general line	9	166 858	8 349	344	8	(D)	(D)	EE	1	(D)
5142	Packages, frozen foods	4	55 863	1 323	49	1	(D)	(D)	AA	3	(D)
5143	Dairy products, except dried or canned	13	(D)	(D)	BB	11	(D)	(D)	BB	2	(D)
5144	Poultry and poultry products	9	37 540	4 641	250	9	37 540	4 641	250	—	—
5145	Confectionery	4	(D)	(D)	AA	4	(D)	(D)	AA	—	—
5146	Fish and seafoods	13	(D)	(D)	BB	13	(D)	(D)	BB	—	—
5147	Meats and meat products	10	21 068	1 373	80	10	21 068	1 373	80	—	—
5148	Fresh fruits and vegetables	13	(D)	(D)	BB	10	6 010	313	40	3	(D)
5149	Groceries and related products, n.e.c.	21	132 293	8 985	375	11	82 893	4 959	199	10	49 400
515	Farm-product raw materials	60	201 248	5 608	438	47	133 749	4 648	249	13	67 499
5153	Grain and field beans	23	71 919	2 412	146	23	71 919	2 412	146	—	—
5154	Livestock	17	65 498	1 116	157	7	(D)	(D)	BB	10	(D)
5159	Farm-product raw materials, n.e.c.	20	63 831	2 080	135	17	(D)	(D)	BB	3	(D)
516	Chemicals and allied products	30	140 354	7 978	229	21	(D)	(D)	CC	9	(D)
5162	Plastics materials and basic forms and shapes	6	25 198	4 200	106	3	(D)	(D)	AA	3	(D)
5169	Chemicals and allied products, n.e.c.	24	115 156	3 778	123	18	19 258	2 852	101	6	95 898
517	Petroleum and petroleum products	96	(D)	(D)	FF	96	(D)	(D)	FF	—	—
5171	Petroleum bulk stations and terminals	87	(D)	(D)	FF	87	(D)	(D)	FF	—	—
5172	Petroleum and petroleum products wholesalers, except bulk stations and terminals	9	(D)	(D)	BB	9	(D)	(D)	BB	—	—
518	Beer, wine, and distilled alcoholic beverages	15	79 110	5 880	214	15	79 110	5 880	214	—	—
5181	Beer and ale	10	(D)	(D)	CC	10	(D)	(D)	CC	—	—
5182	Wine and distilled alcoholic beverages	5	(D)	(D)	AA	5	(D)	(D)	AA	—	—
519	Miscellaneous nondurable goods	175	(D)	(D)	FF	163	213 372	16 087	903	12	(D)
5191	Farm supplies	111	154 383	11 463	612	104	(D)	(D)	FF	7	(D)
5192	Books, periodicals, and newspapers	3	(D)	(D)	AA	1	(D)	(D)	AA	2	(D)
5193	Flowers, nursery stock, and florists' supplies	10	4 142	649	58	10	4 142	649	58	—	—
5194	Tobacco and tobacco products	11	41 066	1 816	103	10	(D)	(D)	CC	1	(D)
5198	Paints, varnishes, and supplies	4	(D)	(D)	BB	4	(D)	(D)	BB	—	—
5199	Nondurable goods, n.e.c.	36	27 658	2 595	142	34	(D)	(D)	CC	2	(D)

Table 9. Places With 2,500 Inhabitants or More Ranked by Volume of Sales: 1992

[For meaning of abbreviations and symbols, see introductory text. For explanation of terms and comparability of 1987 and 1992 censuses, see appendix A. For information on geographic areas followed by ▲, see appendix F]

Geographic area	Rank ¹	Sales (\$1,000)	Cumulative		Geographic area	Rank ¹	Sales (\$1,000)	Cumulative	
			Sales (\$1,000)	Percent of State total				Sales (\$1,000)	Percent of State total
South Carolina -----	(X)	21 310 443	21 310 443	100.0	South Carolina—Con.				
Greenville -----	1	2 893 232	2 893 232	13.6	Marion -----	46	21 942	12 091 170	56.7
Columbia ▲ -----	2	1 614 186	4 507 418	21.2	Pickens -----	47	21 313	12 112 483	56.8
North Charleston ▲ -----	3	1 061 548	5 568 966	26.1	Irmo ▲ -----	48	20 468	12 132 951	56.9
Spartanburg -----	4	991 297	6 560 263	30.8	Saluda -----	49	20 266	12 153 217	57.0
Florence -----	5	528 998	7 089 261	33.3	Travelers Rest -----	50	19 662	12 172 879	57.1
Charleston ▲ -----	6	486 165	7 575 426	35.5	Fountain Inn ▲ -----	51	18 319	12 191 198	57.2
Rock Hill -----	7	349 137	7 924 563	37.2	Beaufort -----	52	17 209 015	12 209 015	57.3
Darlington -----	8	334 995	8 259 558	38.8	Clinton -----	53	17 130	12 226 145	57.4
West Columbia -----	9	299 842	8 559 400	40.2	Moncks Corner -----	54	15 824	12 241 969	57.4
Anderson -----	10	287 753	8 847 153	41.5	Batesburg ▲ -----	55	15 537	12 257 506	57.5
Greer ▲ -----	11	255 576	9 102 729	42.7	Bamberg -----	56	15 389	12 272 895	57.6
Orangeburg -----	12	220 693	9 323 422	43.8	Laurens -----	57	14 526	12 287 421	57.7
Fort Mill -----	13	171 584	9 495 006	44.6	North Myrtle Beach -----	58	14 256	12 301 677	57.7
Sumter -----	14	168 652	9 663 658	45.3	Wellford -----	59	13 290	12 314 967	57.8
Cayce -----	15	164 017	9 827 675	46.1	Andrews ▲ -----	60	11 689	12 326 656	57.8
Mount Pleasant -----	16	160 454	9 988 129	46.9	Johnston -----	61	10 468	12 337 124	57.9
Myrtle Beach -----	17	156 720	10 144 849	47.6	Goose Creek ▲ -----	62	9 560	12 346 684	57.9
Walterboro -----	18	156 063	10 300 912	48.3	Denmark -----	63	8 210	12 354 894	58.0
Belton -----	19	152 750	10 453 662	49.1	Woodruff -----	64	7 367	12 362 261	58.0
Hartsville -----	20	141 257	10 594 919	49.7	Honea Path ▲ -----	65	6 675	12 368 936	58.0
Mauldin -----	21	129 064	10 723 983	50.3	Union -----	66	6 657	12 375 593	58.1
Clover -----	22	110 170	10 834 153	50.8	Westminster -----	67	6 514	12 382 107	58.1
Hanahan -----	23	97 747	10 931 900	51.3	Surfside Beach -----	68	6 490	12 388 597	58.1
Hilton Head Island -----	24	93 811	11 025 711	51.7	Hampton -----	69	4 982	12 393 579	58.2
Summerville ▲ -----	25	88 956	11 114 667	52.2	Pendleton -----	70	4 410	12 397 989	58.2
Simpsonville -----	26	80 084	11 194 751	52.5	Liberty -----	71	3 122	12 401 111	58.2
Georgetown -----	27	75 900	11 270 651	52.9	Walhalla -----	72	3 005	12 404 116	58.2
Conway -----	28	74 723	11 345 374	53.2	Forest Acres -----	73	2 968	12 407 084	58.2
Aiken -----	29	67 077	11 412 451	53.6	Clemson ▲ -----	74	1 376	12 408 460	58.2
Newberry -----	30	63 801	11 476 252	53.9	Blackville -----	(X)	-	12 408 460	58.2
Lancaster -----	31	61 026	11 537 278	54.1	Abbeville -----	(X)	(D)	(X)	(X)
Cheraw -----	32	57 823	11 595 101	54.4	Barnwell -----	(X)	(D)	(X)	(X)
Easley -----	33	54 319	11 649 420	54.7	Chester -----	(X)	(D)	(X)	(X)
Gaffney -----	34	47 897	11 697 317	54.9	Dillon -----	(X)	(D)	(X)	(X)
Lexington -----	35	47 809	11 745 126	55.1	Edgefield -----	(X)	(D)	(X)	(X)
Manning -----	36	44 474	11 789 600	55.3	Greenwood -----	(X)	(D)	(X)	(X)
York -----	37	36 709	11 826 309	55.5	Isle of Palms -----	(X)	(D)	(X)	(X)
Kingstree -----	38	35 659	11 861 968	55.7	McColl -----	(X)	(D)	(X)	(X)
Bennettsville -----	39	33 988	11 895 956	55.8	New Ellenton -----	(X)	(D)	(X)	(X)
Mullins -----	40	31 027	11 926 983	56.0	North Augusta ▲ -----	(X)	(D)	(X)	(X)
Seneca -----	41	30 836	11 957 819	56.1	Pageland -----	(X)	(D)	(X)	(X)
Camden -----	42	30 790	11 988 609	56.3	Port Royal -----	(X)	(D)	(X)	(X)
Lake City -----	43	29 412	12 018 021	56.4	Springdale -----	(X)	(D)	(X)	(X)
Bishopville -----	44	28 102	12 046 123	56.5	Tega Cay -----	(X)	(D)	(X)	(X)
Allendale -----	45	23 105	12 069 228	56.6	Williamston -----	(X)	(D)	(X)	(X)
					Williston -----	(X)	(D)	(X)	(X)
					Winnsboro -----	(X)	(D)	(X)	(X)

¹Places with suppressed sales (if applicable) are listed at end of table rather than by rank to avoid disclosing data for individual companies.

Table 10. Counties Ranked by Volume of Sales: 1992

[For meaning of abbreviations and symbols, see introductory text. For explanation of terms and comparability of 1987 and 1992 censuses, see appendix A. For information on geographic areas followed by ▲, see appendix F]

Geographic area	Rank ¹	Sales (\$1,000)	Cumulative		Geographic area	Rank ¹	Sales (\$1,000)	Cumulative	
			Sales (\$1,000)	Percent of State total				Sales (\$1,000)	Percent of State total
South Carolina -----	(X)	21 310 443	21 310 443	100.0	South Carolina—Con.				
Greenville -----	1	5 295 182	5 295 182	24.8	Lancaster -----	16	172 859	19 032 797	89.3
Spartanburg -----	2	2 612 332	7 907 514	37.1	Chester -----	17	155 091	19 187 888	90.0
Richland -----	3	2 541 940	10 449 454	49.0	Dillon -----	18	153 940	19 341 828	90.8
Charleston -----	4	2 430 480	12 879 934	60.4	Newberry -----	19	141 955	19 483 783	91.4
Lexington -----	5	1 512 778	14 392 712	67.5	Greenwood -----	20	123 427	19 607 210	92.0
Florence -----	6	921 118	15 313 830	71.9	Georgetown -----	21	116 128	19 723 338	92.6
York -----	7	805 071	16 118 901	75.6	Pickens -----	22	108 576	19 831 914	93.1
Anderson -----	8	727 037	16 845 938	79.1	Dorchester -----	23	101 330	19 933 244	93.5
Darlington -----	9	540 030	17 385 968	81.6	Williamsburg -----	24	94 067	20 027 311	94.0
Horry -----	10	374 226	17 760 194	83.3	Hampton -----	25	92 475	20 119 786	94.4
Orangeburg -----	11	285 646	18 045 840	84.7	Chesterfield -----	26	92 407	20 212 193	94.8
Berkeley -----	12	231 388	18 277 228	85.8	Cherokee -----	27	88 055	20 300 248	95.3
Beaufort -----	13	202 390	18 479 618	86.7	Oconee -----	28	78 129	20 378 377	95.6
Sumter -----	14	201 642	18 681 260	87.7	Laurens -----	29	62 786	20 441 163	95.9
Colleton -----	15	178 678	18 859 938	88.5	Marion -----	30	61 801	20 502 964	96.2

See footnotes at end of table.

SC-38 SOUTH CAROLINA

WHOLESALE TRADE—GEOGRAPHIC AREA SERIES

Table 10. Counties Ranked by Volume of Sales: 1992 –Con.

[For meaning of abbreviations and symbols, see introductory text. For explanation of terms and comparability of 1987 and 1992 censuses, see appendix A. For information on geographic areas followed by ▲, see appendix F]

Geographic area	Rank ¹	Sales (\$1,000)	Cumulative		Geographic area	Rank ¹	Sales (\$1,000)	Cumulative	
			Sales (\$1,000)	Percent of State total				Sales (\$1,000)	Percent of State total
South Carolina –Con.					South Carolina –Con.				
Clarendon	31	59 617	20 562 581	96.5	Jasper	39	37 297	20 899 822	98.1
Saluda	32	50 269	20 612 850	96.7	Barnwell	40	29 199	20 929 021	98.2
Calhoun	33	43 066	20 655 916	96.9	Bamberg	41	25 965	20 954 986	98.3
Kershaw	34	42 954	20 698 870	97.1	Fairfield	42	17 788	20 972 774	98.4
Allendale	35	42 249	20 741 119	97.3	Abbeville	43	12 293	20 985 067	98.5
Lee	36	41 785	20 782 904	97.5	McCormick	44	5 910	20 990 977	98.5
Union	37	39 933	20 822 837	97.7	Aiken	(X)	(D)	(X)	(X)
Marlboro	38	39 688	20 862 525	97.9	Edgefield	(X)	(D)	(X)	(X)

¹Counties with suppressed sales (if applicable) are listed at end of table rather than by rank to avoid disclosing data for individual companies.

Appendix A.

General Explanation

CENSUS COVERAGE AND METHODOLOGY

Structure and method of enumeration. All wholesale firms that had at least one quarter of payroll in 1992 were included in the census of wholesale trade and were mailed either a regular census form or a short form designed to collect basic data and classification information only. The coverage and the method of obtaining census information from each follow:

1. Large companies, i.e., all multiunit firms and all single unit firms above the payroll size cutoff established to separate large from small employers, and a 10-percent sample of the small employers were mailed the appropriate 1992 Census of Distributive Trades establishment report forms. Although the payroll cutoff varied by kind of business, small employers generally included firms with one to three employees and represented about 10 percent of total wholesale sales. For the large companies, a report of company organization is conducted periodically to identify firms which operated establishments at more than one location and to obtain information on payroll and mid-March employment at each location. The 1991 Report of Company Organization was used as a coverage check in the census. In the 1992 Census, all multiestablishment firms were asked to notify the Census Bureau of any establishments for which a form was not received. Report forms were subsequently provided to the firms for these establishments.
2. Small companies other than those included in the 10-percent sample described above were mailed the short forms, which did not include questions on sales by commodity lines and employment by principal activity.

Method of classifying kinds of business. Establishments receiving the regular census forms were classified on the basis of their answers to questions on sales by commodity lines and other inquiries. Those that received short forms were classified on the basis of their self-designation and answers to other inquiries.

COMPARABILITY OF THE 1987 AND 1992 CENSUSES

The 1987 and 1992 censuses were conducted under similar conditions and procedures except for the following:

Classifications. In both 1992 and 1987, classifications are based on the *1987 Standard Industrial Classification (SIC) Manual*.¹ As a result of a later clarification in 1992, the sale of industrial controls has been classified in electrical apparatus and equipment, wiring supplies, and construction materials (SIC 5063) as it was in 1982 and all previous censuses. In 1987, the sale of industrial controls was classified in industrial machinery and equipment (SIC 5084).

Geographic areas. The boundaries of a number of areas for which data are shown in the 1992 census are not the same as in the 1987 census because of annexations; other boundary changes; and redefinitions of metropolitan statistical areas (MSA's), primary metropolitan statistical areas (PMSA's), and consolidated metropolitan statistical areas (CMSA's).² In addition, data for consolidated cities are included in the 1992 census.

Data for special economic urban areas (SEUA's) with 10,000 inhabitants or more in Michigan, Minnesota, New York, and Wisconsin qualified for publication in the 1992 census. This included townships in Michigan and Minnesota and towns in New York and Wisconsin. However, Minnesota did not have any townships that met the publication criteria.

EXPLANATION OF TERMS

Establishments. An establishment is a single physical location at which business is conducted. It is not necessarily identical with a company or enterprise, which may consist of one establishment or more. Census of wholesale trade figures represent a summary of reports for individual establishments rather than companies. For cases where a census report was received, separate information was obtained for each location where business was conducted. When administrative records of other Federal agencies were used instead of a census report, no information was available on the number of locations operated. Estimates of this number were derived from a sample and are provided in the wholesale trade report, *Miscellaneous*

¹*Standard Industrial Classification Manual: 1987.* For sale by Superintendent of Documents, U.S. Government Printing Office, Washington, DC 20402. Stock No. 041-001-00314-2.

²Newly defined metropolitan areas (MA's) were announced by the Office of Management and Budget (OMB) effective June 30, 1993.

Subjects (WC92-S-4). Each wholesale establishment was tabulated according to the physical location at which the business was conducted. The count of establishments represents the number in business at any time during 1992. Appendix G provides a comparison of the number of establishments active any time during the year versus the number in business at the end of the year.

When two activities or more were carried on at a single location under a single ownership, all activities generally were grouped together as a single establishment. The entire establishment was classified on the basis of its major activity and all data for it were included in that classification. However, when distinct and separate economic activities (for which different industry classification codes were appropriate) were conducted at a single location under a single ownership, and when conditions prescribed by the SIC manual for recognizing the existence of more than one establishment were met, separate establishment reports for each of the different activities were obtained in the census.

Firms. A firm is a business organization or entity consisting of one domestic establishment (location) or more under common ownership or control. All establishments of subsidiary firms are included as part of the owning or controlling firm. For the economic census, the terms "firm" and "company" are synonymous.

Sales. Sales include merchandise sold for cash or credit at wholesale and retail by establishments primarily engaged in wholesale trade; receipts from rental or leasing of vehicles, equipment, instruments, tools, etc.; receipts for delivery, installation, maintenance, repair, alteration, storage, and other services; and gasoline, liquor, tobacco, and other excise taxes which are paid by the manufacturer and passed on to the wholesaler.

Sales are net after deductions for refunds and allowances for merchandise returned by customers. Trade-in allowances are not deducted from total sales. Total sales do not include carrying or other credit charges; sales (or other) taxes collected from customers and forwarded to taxing authorities; and nonoperating income from such sources as investments, rental or sale of real estate, etc.

Sales in this report do not include wholesale sales made by manufacturers, retailers, service establishments, or other businesses whose primary activity is other than wholesale trade. They do include receipts other than from the sale of merchandise at wholesale, e.g., service receipts, retail sales, etc., by establishments primarily engaged in wholesale trade.

Sales figures include sales of all establishments in business at any time during the year. Sales shown for agents and brokers represented the value of the goods involved in the transactions rather than the commissions received or earnings.

Annual payroll. Payroll includes all forms of compensation such as salaries, wages, commissions, bonuses, vacation allowances, sick-leave pay, employee contributions to

qualified pension plans, and the value of payments in kind (e.g., free meals and lodgings) paid during the year to all employees. For corporations, payroll includes amounts paid to officers and executives; for unincorporated businesses, it does not include profit or other compensation of proprietors or partners. Payroll is reported before deductions for social security, income tax, insurance, union dues, etc. This definition of payroll is the same as that used on Internal Revenue Service (IRS) form 941.

First quarter payroll. This item consists of payroll, as defined above, paid to persons employed at any time during the quarter January to March 1992.

Paid employees for pay period including March 12. Paid employees consist of the full- and part-time employees, including salaried officers and executives of corporations, who were on the payroll during the pay period including March 12. Included are employees on paid sick leave, paid holidays, and paid vacations; not included are proprietors and partners of unincorporated businesses. The definition of paid employees is the same as that used on IRS form 941.

1992 and 1991 inventories. Inventories consist of stocks of merchandise for sale at the end of 1992 and 1991. They were reported on an ownership basis; all merchandise owned by reporting establishments is included, even though some may be held by others for sale on consignment. Goods held by the reporting establishment, but owned by others, are not included. Data for 1992 and 1991 inventories LIFO composition are published in the 1992 Census of Wholesale Trade report, *Miscellaneous Subjects (WC92-S-4)*.

Operating expenses. Operating expenses include payroll as well as overhead expenses of the establishment. They do not include the cost of goods sold; income or excise taxes; or withdrawals by proprietors or partners of unincorporated businesses.

Auxiliary establishments. Each company included in this census was asked to identify and separately report auxiliary locations whose primary functions were to manage, administer, service, or support the activities of the other establishments of the company. Data presented in this report do not include auxiliary establishments. Data for auxiliaries are presented in a subsequent report issued as part of the 1992 Enterprise Statistics reports.

KIND-OF-BUSINESS CLASSIFICATIONS

Wholesale trade, major groups 50 and 51 in the 1987 SIC manual, includes establishments primarily engaged in selling merchandise to retailers; to industrial, commercial, institutional, farm, or professional business users; or to other wholesalers; or acting as agents or brokers in buying merchandise for or selling merchandise to such persons or companies.

The principal types of establishments included are:

1. Merchant wholesalers who take title to the goods they sell, such as wholesale merchants or jobbers, industrial distributors, voluntary group wholesalers, drop shippers, retailer cooperative warehouses, terminal elevators, and cooperative buying associations.
2. Manufacturers' sales branches and offices (but not retail stores) maintained by manufacturing or mining enterprises apart from their plants or mines for the purpose of marketing their products. Sales branches and offices located at plants are included when separate records are available.
3. Agents, brokers, and commission merchants who buy or sell products owned by others on a commission or agency basis.

Establishments primarily engaged in the wholesale distribution of used products are classified on the basis of the product sold. Establishments primarily engaged in selling merchandise to contractors are included in wholesale trade, with the exception of lumber yards and paint, glass, and wallpaper stores. These exceptions are classified in retail trade if they consider themselves retail, sell to the general public, and their sales to contractors and the general public is more than half their total sales.

Establishments covered by the census were assigned kind-of-business classifications according to the industry classifications defined in the 1987 SIC manual. When a more detailed classification than defined in the SIC manual was needed, additional kinds-of-business were identified within an SIC industry.

Kind-of-business classifications are not interchangeable with commodity classifications, because most businesses sell several kinds of commodities. The kind-of-business code assigned generally reflects either the individual commodity or the commodity group which is the primary source of the establishment's receipts, or some mixture of commodities which characterizes the establishment's business. Thus, the classification of establishments by kind of business does not make it possible to determine either the number of establishments handling a particular commodity or the sales of that commodity. For example, the groceries and related products classification excludes establishments selling food if the sale of food is not the primary source of receipts; moreover, even though establishments are classified as groceries and related products, some of their receipts may be derived from the sale of nonfood products. Information on the extent to which commodities are handled by different kinds of business is available in the 1992 Census of Wholesale Trade report, *Commodity Line Sales* (WC92-S-3). Descriptions of the 1992 Census of Wholesale Trade kind-of-business classifications follow:

Durable Goods (SIC Major Group 50)

This major group includes establishments primarily engaged in the wholesale distribution of durable goods.

Motor vehicles and motor vehicle parts and supplies (SIC 501)

Automobiles and other motor vehicles (SIC 5012). Establishments primarily engaged in the wholesale distribution of new and used passenger automobiles, trucks, trailers, and other motor vehicles, including motorcycles, motor homes, and snowmobiles. Automobile distributors primarily engaged in selling at retail to individual customers for personal use, and also selling a limited amount of new and used passenger automobiles and trucks at wholesale, are classified in Retail Trade, Industry 5511.

SIC 5012 is subdivided in some tables into—

1. Automobile, light trucks, motorcycles, busses and recreational vehicles.
 - a. Automobiles and motorcycles.
 - b. Buses and recreational vehicles.
 - c. Light trucks and vans (14,000 lb or less).
2. Medium and heavy trucks and tractors (over 14,000 lb).
 - a. Medium trucks (14,001 to 26,000 lb).
 - b. Heavy trucks and tractors (over 26,000 lb).

Motor vehicle supplies and new parts (SIC 5013). Establishments primarily engaged in the wholesale distribution of motor vehicle supplies, accessories, tools, and equipment; and new motor vehicle parts.

SIC 5013 is subdivided in some tables into—

1. Motor vehicle supplies and new parts—warehouse distributors.
2. Motor vehicle supplies and new parts—jobbers.
3. Petroleum products marketing equipment.

Tires and tubes (SIC 5014). Establishments primarily engaged in the wholesale distribution of tires and tubes for passenger and commercial vehicles.

Motor vehicle parts, used (SIC 5015). Establishments primarily engaged in the wholesale distribution at wholesale or retail of used motor vehicle parts. This industry includes establishments primarily engaged in dismantling motor vehicles for the purpose of selling parts. Establishments primarily engaged in dismantling motor vehicles for scrap are classified in Industry 5093.

Furniture and homefurnishings (SIC 502)

Furniture (SIC 5021). Establishments primarily engaged in the wholesale distribution of furniture, including bedsprings, mattresses, and other household furniture; office furniture;

and furniture for public parks and buildings. Establishments primarily engaged in the wholesale distribution of partitions, shelving, lockers, and store fixtures are classified in Industry 5046.

SIC 5021 is subdivided in some tables into—

1. Household and lawn furniture.
2. Office and business furniture.

Homefurnishings (SIC 5023). Establishments primarily engaged in the wholesale distribution of homefurnishings and housewares, including antiques; china; glassware and earthenware; lamps (including electric), curtains and draperies; linens and towels; and carpets, linoleum, and all other types of hard and soft surface floor coverings. Establishments primarily engaged in the wholesale distribution of other electrical household goods are classified in Industry 5064, and those distributing precious metal flatware are classified in Industry 5094.

SIC 5023 is subdivided in some tables into—

1. Household china, glassware, and crockery.
2. Linens, domestics, draperies, and curtains.
3. Floor coverings.
4. Other homefurnishings.

Lumber and other construction materials (SIC 503)

Lumber, plywood, millwork and wood panels (SIC 5031). Establishments, with or without yards, primarily engaged in the wholesale distribution of rough, dressed, and finished lumber (but not timber); plywood; reconstituted wood fiber products; doors and windows and their frames (all materials); wood fencing; and other wood or metal millwork.

SIC 5031 is subdivided in some tables into—

1. Lumber—without yard.
2. Lumber—with yard.
3. Plywood, millwork, and wood panels

Brick, stone, and related construction materials (SIC 5032). Establishments primarily engaged in the wholesale distribution of stone, cement, lime construction sand, and gravel; brick (except refractory); asphalt and concrete mixtures; and concrete, stone, and structural clay products (other than refractories). Distributors of industrial sand and of refractory materials are classified in Industry 5085. Establishments primarily engaged in producing ready-mixed concrete are classified in Manufacturing, Industry 3273.

SIC 5032 is subdivided in some tables into—

1. Brick, block, tile, clay/cement sewer pipe.
2. Sand, gravel, and stone.
3. Cement, lime, and related products.

Roofing, siding, and insulation materials (SIC 5033). Establishments primarily engaged in the wholesale distribution of roofing, siding (except wood), and insulation materials.

Construction materials, n.e.c. (SIC 5039). Establishments primarily engaged in the wholesale distribution of mobile homes and of construction materials, not elsewhere classified, including prefabricated buildings and glass. Establishments selling construction materials to the general public and known as retail in the trade are classified in Retail Trade, Industry 5211. Establishments primarily engaged in marketing heavy structural metal products are classified in Industry 5051.

SIC 5039 is subdivided in some tables into—

1. Flat glass and other construction glass.
2. Other construction materials.

Professional and commercial equipment and supplies (SIC 504)

Photographic equipment and supplies (SIC 5043). Establishments primarily engaged in the wholesale distribution of photographic equipment and supplies. Establishments primarily engaged in the wholesale distribution of photocopy, microfilm, and similar equipment are classified in Industry 5044.

Office equipment (SIC 5044). Establishments primarily engaged in the wholesale distribution of office machines and related equipment, including photocopy and microfilm equipment, and safes and vaults. These establishments frequently also sell office supplies. However, establishments primarily engaged in wholesaling most office supplies are classified in Industry Group 511. Establishments primarily engaged in wholesaling office furniture are classified in Industry 5021; and those wholesaling computers and peripheral equipment are classified in Industry 5045.

Computers and computer peripheral equipment and software (SIC 5045). Establishments primarily engaged in the wholesale distribution of computers, computer peripheral equipment, and computer software. These establishments frequently may sell related supplies, but establishments primarily engaged in wholesaling supplies are classified according to the individual product (for example, computer paper in Industry 5112). Establishments primarily engaged in the wholesale distribution of modems and other electronic communications equipment are classified in Industry 5065. Establishments primarily engaged in selling computers and computer peripheral equipment and software for other than business or professional use are classified in Retail Trade, Industry 5734.

SIC 5045 is subdivided in some tables into—

1. Computers and peripheral equipment (selling primarily to business customers).

- a. Computers and peripheral equipment sold for resale.
 - b. Computers and peripheral equipment sold for end use.
2. Computer software (prepackaged, off-the-shelf).

Commercial equipment, n.e.c. (SIC 5046). Establishments primarily engaged in the wholesale distribution of commercial and related machines and equipment, not elsewhere classified, such as commercial cooking and food service equipment; partitions, shelving, lockers, and store fixtures; electrical signs; and balances and scales, except laboratory.

SIC 5046 is subdivided in some tables into—

1. Restaurant and hotel equipment and supplies.
2. Store machines and equipment.

Medical, dental, and hospital equipment and supplies (SIC 5047). Establishments primarily engaged in the wholesale distribution of surgical and other medical instruments, apparatus, and equipment; dentist equipment; artificial limbs; operating room and hospital equipment; X-ray machines; and other electromedical equipment and apparatus used by physicians and in hospitals. Also included in this industry are establishments primarily engaged in the wholesale distribution of professional supplies used by medical and dental practitioners.

SIC 5047 is subdivided in some tables into—

1. Medical and hospital equipment.
2. Dental equipment and supplies.

Ophthalmic Goods (SIC 5048). Establishments primarily engaged in the wholesale distribution of professional equipment and goods used, prescribed, or sold by ophthalmologists, optometrists, and opticians, including ophthalmic frames, lenses, and sunglass lenses.

Professional equipment and supplies, n.e.c. (SIC 5049). Establishments primarily engaged in the wholesale distribution of professional equipment and supplies, not elsewhere classified, such as drafting instruments, laboratory equipment, and scientific instruments.

SIC 5049 is subdivided in some tables into—

1. Religious and school supplies.
2. Other professional equipment and supplies, n.e.c. Establishments primarily engaged in selling specialty lines of professional equipment and supplies not mentioned above, such as veterinarian equipment and supplies, drafting supplies, and scientific equipment.

Metals and minerals, except petroleum (SIC 505)

Metals service centers and offices (SIC 5051). Establishments primarily engaged in marketing semifinished metal products, except precious metals. Establishments in

this industry may operate with warehouses (metals service centers) or without warehouses (metals sales offices). Establishments primarily engaged in marketing precious metals are classified in Industry 5092.

SIC 5051 is subdivided in some tables into—

1. Ferrous metals service centers and offices.
 - a. Ferrous metals service centers.
 - b. Ferrous metals sales offices.
2. Nonferrous metals service centers and offices.
 - a. Nonferrous metals service centers.
 - b. Nonferrous metals sales offices.

Coal and other minerals and ores (SIC 5052). Establishments primarily engaged in the wholesale distribution of coal and coke; copper, iron, lead, and other metallic ores, including precious metal ores; and crude nonmetallic minerals (including concentrates), except crude petroleum. Establishments primarily engaged in the wholesale distribution of nonmetallic minerals used in construction, such as sand and gravel, are classified in Industry 5032. Establishments primarily engaged in the wholesale distribution of crude petroleum are classified in Industry Group 517.

SIC 5052 is subdivided in some tables into—

1. Coal.
2. Other minerals and ores.

Electrical goods (SIC 506)

This industry group includes establishments primarily engaged in the wholesale distribution of electrical generating, distributing, and wiring equipment. It also includes household appliances, whether electrically, manually, or mechanically powered. This industry group does not include electrical commercial and industrial machines, in which electricity does the work directly, e.g., heating, turning a shaft, or ionizing a substance, or electrically powered commercial and industrial machines which are classified in Industry Group 504 or 508.

Electrical apparatus and equipment, wiring supplies, and construction materials (SIC 5063). Establishments primarily engaged in the wholesale distribution of electrical power equipment for the generation, transmission, distribution, or control of electric energy; electrical construction materials for outside power transmission lines and for electrical systems and electric light fixtures and bulbs. Construction contractors primarily engaged in installing electrical systems and equipment from their own stock are classified in Construction, Industry 1731.

Electrical appliances, television and radio sets (SIC 5064). Establishments primarily engaged in the wholesale distribution of radio and television receiving sets, other household electronic sound or video equipment, self-contained air-conditioning room units, and household

electrical appliances. Also included are establishments primarily engaged in the wholesale distribution of household gas and electric laundry equipment and refrigerators and freezers.

Electronic parts and equipment, n.e.c. (SIC 5065).

Establishments primarily engaged in the wholesale distribution of electronic parts and electronic communications equipment, not elsewhere classified, such as telephone and telegraph equipment; radio and television broadcasting and communications equipment; and intercommunications equipment. Establishments primarily engaged in the wholesale distribution of radio and television receiving sets, phonographs, CD-players, and other household sound or video equipment are classified in Industry 5064.

SIC 5065 is subdivided in some tables into—

1. Communications equipment.
2. Other electronic parts and equipment.

Hardware, and plumbing and heating equipment and supplies (SIC 507)

Hardware (SIC 5072). Establishments primarily engaged in the wholesale distribution of cutlery and general hardware, including hand saws; saw blades; brads, staples, and tacks; and bolts, nuts, rivets, and screws. Establishments primarily engaged in the wholesale distribution of nails, noninsulated wire, and screening are classified in Industry 5051.

Plumbing and heating equipment and supplies (hydronics) (SIC 5074). Establishments primarily engaged in the wholesale distribution of hydronic plumbing and heating equipment and supplies. Construction contractors primarily engaged in installing plumbing and heating equipment from their own stock are classified in Construction, Industry 1711.

Warm air heating and air-conditioning equipment and supplies (SIC 5075). Establishments primarily engaged in the wholesale distribution of warm air heating and air-conditioning equipment and supplies. Construction contractors primarily engaged in installing warm air heating and air-conditioning equipment are classified in Construction, Industry 1711.

Refrigeration equipment and supplies (SIC 5078). Establishments primarily engaged in the wholesale distribution of refrigeration equipment and supplies. Construction contractors primarily engaged in installation of refrigeration equipment from their own stock are classified in Construction, Industry 1711.

Machinery, equipment, and supplies (SIC 508)

Construction and mining (except petroleum) machinery and equipment (SIC 5082). Establishments primarily engaged in the wholesale distribution of construction or mining cranes, excavating machinery and equipment, power

shovels, road construction and maintenance machinery, tractor-mounting equipment, and other specialized machinery and equipment used in the construction, mining, and logging industries. Establishments engaged in marketing oil well machinery and equipment are classified in Industry 5084.

Farm and garden machinery and equipment (SIC 5083).

Establishments primarily engaged in the wholesale distribution of agricultural machinery and equipment for use in preparation and maintenance of the soil, the planting and harvesting of crops, and other operations and processes pertaining to work on the farm, lawn, or garden; and dairy and other livestock equipment.

SIC 5083 is subdivided in some tables into—

1. Farm machinery and equipment—farm dealers.
2. Farm machinery and equipment—wholesale distributors.
3. Lawn and garden machinery and equipment.

Industrial machinery and equipment (SIC 5084). Establishments primarily engaged in the wholesale distribution of industrial machinery and equipment, not elsewhere classified.

SIC 5084 is subdivided in some tables into—

1. Food-processing machinery and equipment.
2. General-purpose industrial machinery, equipment, and parts.
3. Metalworking machinery and equipment.
4. Materials handling equipment.
5. Oil well, oil refinery, and pipeline machinery, equipment, and supplies.
6. Other industrial machinery and equipment. Establishments primarily engaged in selling special purpose industrial machinery not elsewhere classified, including printing machinery, paper and paper products machinery, smelting and metal refining machinery and equipment, cigar and cigarette machinery, and similar special industry machinery.

Industrial supplies (SIC 5085). Establishments primarily engaged in the wholesale distribution of industrial supplies, not elsewhere classified.

SIC 5085 is subdivided in some tables into—

1. General-line industrial supplies.
2. Mechanical power transmission equipment.
3. Hydraulic and pneumatic (fluid-power) parts, accessories, and supplies.
4. Welding supplies.
5. Industrial containers and supplies.
6. Industrial valves and fittings, except fluid-power.

7. Other industrial supplies—Establishments primarily engaged in selling a specialty line of industrial materials and supplies not elsewhere classified, such as abrasives, mechanical rubber goods, ropes, cordage, and industrial diamonds.

Service establishment equipment and supplies (SIC 5087). Establishments primarily engaged in the wholesale distribution of equipment and supplies for barber shops, beauty parlors, power laundries, dry-cleaning plants, upholsterers, undertakers, and related personal service establishments.

SIC 5087 is subdivided in some tables into—

1. Beauty and barber equipment and supplies.
2. Custodial (janitors') equipment and supplies.
3. Laundry and dry-cleaning equipment and supplies.
4. Other service establishment equipment and supplies—Establishments primarily engaged in selling a specialty line of service establishment supplies, such as upholsterers' equipment and supplies, seamstresses' supplies, tailors' supplies, undertakers' supplies, municipality equipment and supplies, and shoe repair supplies.

Transportation equipment and supplies, except motor vehicles (SIC 5088). Establishments primarily engaged in the wholesale distribution of transportation equipment and supplies. Establishments primarily engaged in the wholesale distribution of motor vehicles and motor vehicle parts are classified in Industry Group 501, and those distributing pleasure boats are classified in Industry 5091.

SIC 5088 is subdivided in some tables into—

1. Aircraft and aeronautical equipment and supplies.
2. Marine machinery, equipment, and supplies.
3. Other transportation equipment and supplies—Establishments primarily engaged in selling equipment and supplies used in the operation, maintenance, and repair of railroads, streetcars, buses, tramways, aerial hoists, and horsedrawn vehicles.

Miscellaneous durable goods (SIC 509)

Sporting and recreational goods and supplies (SIC 5091). Establishments primarily engaged in the wholesale distribution of sporting goods and accessories; billiard and pool supplies; sporting firearms and ammunition; and marine pleasure craft, equipment and supplies. Establishments primarily engaged in the wholesale distribution of motor vehicles and trailers are classified in Industry 5012; those distributing self-propelled golf carts are classified in Industry 5088; and those distributing athletic apparel and footwear are classified in Industry Group 513.

Toys and hobby goods and supplies (SIC 5092). Establishments primarily engaged in the wholesale distribution of games, toys, hobby goods and supplies, and related goods, such as fireworks and playing cards.

Scrap and waste materials (SIC 5093). Establishments primarily engaged in assembling, breaking up, sorting, and wholesale distribution of scrap and waste materials. This industry includes auto wreckers engaged in dismantling automobiles for scrap. However, those engaged in dismantling automobiles for the purpose of selling secondhand parts at retail are classified in Industry 5015.

SIC 5093 is subdivided in some tables into—

1. Iron and steel scrap processors and dealers.
 - a. Iron and steel scrap processors (using power processing equipment).
 - b. Iron and steel scrap dealers (not using power processing equipment).
2. Nonferrous recyclable materials.

Jewelry, watches, precious stones, and precious metals (SIC 5094). Establishments primarily engaged in the wholesale distribution of jewelry, precious stones and metals, costume jewelry, watches, clocks, silverware, and jewelers' findings. Establishments primarily engaged in the wholesale distribution of precious metal ores are classified in Industry 5052.

SIC 5094 is subdivided in some tables into—

1. Jewelry, watches, diamonds, precious stones, and silverware.
2. Precious metals (excluding ores).

Durable goods, n.e.c. (SIC 5099). Establishments primarily engaged in the wholesale distribution of durable goods, not elsewhere classified, such as musical instruments and forest products, except lumber.

SIC 5099 is subdivided in some tables into—

1. Musical instruments and supplies.
2. Forest products, except lumber.
3. General merchandise—durable.
4. Compact disks, prerecorded audio tapes, and phonograph records.
5. Fire extinguishers and fire safety equipment.
6. Other durable goods.

Nondurable Goods (SIC Major Group 51)

This major group includes establishments primarily engaged in the wholesale distribution of nondurable goods.

Paper and paper products (SIC 511)

Printing and writing paper (SIC 5111). Establishments primarily engaged in the wholesale distribution of printing and writing paper, including envelope paper; fine paper; and groundwood paper.

Stationery and office supplies (SIC 5112). Establishments primarily engaged in the wholesale distribution of stationery and office supplies, including computer and photocopy supplies, envelopes, typewriter paper, file cards and folders, pens, pencils, social stationery, and greeting cards.

Industrial and personal service paper (SIC 5113). Establishments primarily engaged in the wholesale distribution of wrapping and other coarse paper, paperboard, and converted paper and related disposable plastic products, such as bags, boxes, dishes, eating utensils, napkins, and shipping supplies.

Drugs, drug proprietaries, and druggists' sundries (SIC 512)

Drugs, drug proprietaries, and druggists' sundries (SIC 5122). Establishments primarily engaged in the wholesale distribution of prescription drugs, proprietary drugs, druggists' sundries, and toiletries. Establishments primarily engaged in the wholesale distribution of surgical, dental, and hospital equipment are classified in Industry 5047.

SIC 5122 is subdivided in some tables into—

1. General-line drugs—These are wholesalers who reported a substantial portion of their sales in "drugs and pharmaceuticals" and a combination of "proprietary (patent) medicines," "cosmetics," "perfumes," and "other toiletries and druggists' sundries."
2. Specialty-line drugs, pharmaceuticals, cosmetics, and toiletries. These are wholesale establishments engaged in selling limited lines among the above products.

Apparel, piece goods, and notions (SIC 513)

Piece goods, notions, and other dry goods (SIC 5131). Establishments primarily engaged in the wholesale distribution of piece goods or yard goods of natural or man-made fibers, notions (sewing and hair accessories, etc.), and other dry goods. Converters who buy fabric goods (except knit goods) in the grey, have them finished on contract, and sell at wholesale are included here. Converters of knit goods are classified in Manufacturing, Industry Group 225. This industry does not include establishments primarily engaged in the wholesale distribution of homefurnishings which are classified in Industry 5023.

SIC 5131 is subdivided in some tables into—

1. Piece goods.
 - a. Piece goods—jobbers.

b. Piece goods—converters.

2. Notions and other dry goods.

Men's and boys' clothing and furnishings (SIC 5136). Establishments primarily engaged in the wholesale distribution of men's and boys' apparel and furnishings, sportswear, hosiery, underwear, nightwear, and work clothing.

Women's, children's, and infants' clothing and accessories (SIC 5137). Establishments primarily engaged in the wholesale distribution of women's, children's, and infants' clothing and accessories, including hosiery, lingerie, millinery, and furs.

Footwear (SIC 5139). Establishments primarily engaged in the wholesale distribution of footwear (including athletic) made of leather, rubber, and other materials.

Groceries and related products (SIC 514)

Groceries, general-line (SIC 5141). Establishments primarily engaged in the wholesale distribution of a general line of groceries. Establishments primarily engaged in roasting coffee, blending tea, or grinding and packaging spices are classified in Manufacturing Major Group 20.

SIC 5141 is subdivided in some tables into—

1. Voluntary.
2. Retail cooperative.
3. Other general-line.

Packaged frozen foods (SIC 5142). Establishments primarily engaged in the wholesale distribution of packaged quick-frozen vegetables, juices, meats, fish, poultry, pastries, and other "deep freeze" products. Establishments primarily engaged in the wholesale distribution of frozen dairy products are classified in Industry 5143, and those distributing frozen poultry, fish, and meat which are not packaged are classified in Industries 5144, 5146, and 5147, respectively.

Dairy products, except dried or canned (SIC 5143). Establishments primarily engaged in the wholesale distribution of dairy products, such as butter, cheese, ice cream and ices, and fluid milk and cream. This industry does not include establishments primarily engaged in pasteurizing and bottling milk, which are classified in Manufacturing, Industry Group 202. Establishments primarily engaged in the wholesale distribution of dried or canned dairy products are classified in Industry 5149.

SIC 5143 is subdivided in some tables into—

1. Raw milk.
2. Dairy products, except raw milk.

Poultry and poultry products (SIC 5144). Establishments primarily engaged in the wholesale distribution of poultry and poultry products, except canned and packaged frozen products. This industry does not include establishments primarily engaged in the killing and dressing of poultry, which are classified in Manufacturing, Industry 2015. Establishments primarily engaged in the wholesale distribution of packaged frozen poultry are classified in Industry 5142, and those distributing canned poultry are classified in Industry 5149.

SIC 5144 is subdivided in some tables into—

1. Live poultry.
2. Poultry and poultry products, except live.

Confectionery (SIC 5145). Establishments primarily engaged in the wholesale distribution of confectionery and related products, such as candy, chewing gum, fountain fruits, salted or roasted nuts, popcorn, fountain syrups, and potato, corn, and similar chips.

Fish and seafoods (SIC 5146). Establishments primarily engaged in the wholesale distribution (but not packaging) of fresh, cured, or frozen fish and seafoods, except canned or packaged frozen. The preparation of fresh or frozen packaged fish and other seafood, and the shucking and packing of fresh oysters in nonsealed containers, are classified in Manufacturing, Industry 2092. Establishments primarily engaged in the wholesale distribution of canned seafood are classified in Industry 5149, and those distributing packaged frozen foods are classified in Industry 5142.

Meats and meat products (SIC 5147). Establishments primarily engaged in the wholesale distribution of fresh, cured, and processed (but not canned) meats and lard. Establishments primarily engaged in the wholesale distribution of frozen packaged meats are classified in Industry 5142, and those distributing canned meats are classified in Industry 5149.

SIC 5147 is subdivided in some tables into—

1. Meats and meat products, except boxed beef.
2. Packaging boxed beef.

Fresh fruits and vegetables (SIC 5148). Establishments primarily engaged in the wholesale distribution of fresh fruits and vegetables.

Groceries and related products, n.e.c. (SIC 5149). Establishments primarily engaged in the wholesale distribution of groceries and related products, not elsewhere classified. Establishments primarily engaged in the wholesale distribution of soft drinks, and in bottling and distributing natural spring and mineral waters, are classified in this industry, but establishments primarily engaged in bottling soft drinks are classified in Manufacturing, Major Group 20. This industry does not include establishments primarily

engaged in the wholesale distribution of farm-product raw materials classified in Industry Group 515, nor those distributing beer, wine, and distilled alcoholic beverages of Industry Group 518.

SIC 5149 is subdivided in some tables into—

1. Coffee, tea, and spices.
2. Bread and baked goods.
3. Soft drinks.
4. Canned goods.
5. Food and beverage basic materials.
6. Other grocery specialties.

Farm-product raw materials (SIC 515)

Grain and field beans (SIC 5153). Establishments primarily engaged in buying and/or marketing grain (such as corn, wheat, oats, barley, and unpolished rice), dry beans, soybeans, and other inedible beans. Country grain elevators primarily engaged in buying or receiving grain from farmers are included, as well as terminal elevators and other merchants marketing grain. Establishments primarily engaged in the wholesale distribution of field and garden seeds are classified in Industry 5191.

Livestock (SIC 5154). Establishments primarily engaged in buying and/or marketing cattle, hogs, sheep, and goats. This industry also includes the operation of livestock auction markets.

Farm-product raw materials, n.e.c. (SIC 5159). Establishments primarily engaged in buying and/or marketing farm products, not elsewhere classified. Establishments primarily engaged in the wholesale distribution of milk are classified in Industry 5143, and those distributing live poultry are classified in Industry 5144.

SIC 5159 is subdivided in some tables into—

1. Hides, skins, and pelts.
2. Leaf tobacco.
3. Wool, wool tops, and mohair.
4. Cotton.
5. Other farm-product raw materials.

Chemicals and allied products (SIC 516)

Plastics materials and basic forms and shapes (SIC 5162). Establishments primarily engaged in the wholesale distribution of plastics materials, and of unsupported plastics film, sheets, sheeting, rods, tubes, and other basic forms and shapes.

Chemicals and allied products, n.e.c. (SIC 5169). Establishments primarily engaged in the wholesale distribution of chemicals and allied products, not elsewhere classified,

such as acids, industrial and heavy chemicals, dyestuffs, industrial salts, rosin, and turpentine. Establishments primarily engaged in the wholesale distribution of ammunition are classified in Industry Group 509; those distributing agricultural chemicals and pesticides are classified in Industry 5191; those distributing drugs are classified in Industry 5122; and those distributing pigments, paints, and varnishes are classified in Industry 5198.

SIC 5169 is subdivided in some tables into—

1. Industrial gases, except LP.
2. Other chemicals and allied products.

Petroleum and petroleum products (SIC 517)

This industry group includes establishments primarily engaged in the wholesale distribution of crude petroleum and petroleum products. Included are establishments primarily engaged in the distribution of liquefied petroleum gas. Establishments primarily engaged in the transmission and/or distribution of natural gas are classified in Utilities, Industry Group 492.

Petroleum bulk stations and terminals (SIC 5171). Establishments primarily engaged in the wholesale distribution of crude petroleum and petroleum products from bulk liquid storage facilities. These establishments have a bulk liquid storage capacity of 10,000 gallons or more.

SIC 5171 is subdivided in some tables into—

1. Petroleum bulk stations and terminals, except LP.
2. Liquefied petroleum gas bulk stations and terminals.

Petroleum and petroleum products wholesalers, except bulk stations and terminals (SIC 5172). Establishments primarily engaged in the wholesale distribution of crude petroleum and petroleum products. These establishments do not have a bulk liquid storage capacity of 10,000 gallons or more. Included are packaged and bottled petroleum products distributors, truck jobbers, and others marketing petroleum and its products at wholesale.

Beer, wine, and distilled alcoholic beverages (SIC 518)

Beer and ale (SIC 5181). Establishments primarily engaged in the wholesale distribution of beer, ale, porter, and other fermented malt beverages.

Wine and distilled alcoholic beverages (SIC 5182). Establishments primarily engaged in the wholesale distribution of distilled spirits, including neutral spirits and ethyl alcohol used in blended wines and distilled liquors.

SIC 5182 is subdivided in some tables into—

1. Wine and distilled alcoholic beverages—licensed.
2. Wine and distilled alcoholic beverages—State operated.

Miscellaneous nondurable goods (SIC 519)

Farm supplies (SIC 5191). Establishments primarily engaged in the wholesale distribution of animal feeds, fertilizers, agricultural chemicals, pesticides, seeds, and other farm supplies, except grains. Establishments primarily engaged in the wholesale distribution of pet food are classified in Industry 5149, and those distributing pet supplies are classified in Industry 5199.

SIC 5191 is subdivided in some tables into—

1. Farm supplies—farm dealers.
2. Farm supplies—wholesale distributors.

Books, periodicals, and newspapers (SIC 5192). Establishments primarily engaged in the wholesale distribution of books, periodicals, and newspapers.

Flowers, nursery stock, and florists' supplies (SIC 5193). Establishments primarily engaged in the wholesale distribution of flowers, nursery stock, and florists' supplies.

Tobacco and tobacco products (SIC 5194). Establishments primarily engaged in the wholesale distribution of tobacco and its products. Leaf tobacco wholesalers are classified in Industry 5159, and establishments primarily engaged in stemming and redrying tobacco are classified in Manufacturing, Industry 2141.

Paints, varnishes, and supplies (SIC 5198). Establishments primarily engaged in the wholesale distribution of paints, varnishes, wallpaper, and supplies. Establishments selling to the general public and known as retail in the trade are classified in Retail Trade, Industry 5231.

Nondurable goods, n.e.c. (SIC 5199). Establishments primarily engaged in the wholesale distribution of nondurable goods, not elsewhere classified, such as art goods, industrial yarns, textile bags, and bagging and burlap.

SIC 5199 is subdivided in some tables into—

1. Art goods.
2. General merchandise—nondurable.
3. Textile bags and bagging.
4. Specialty advertising (sale of merchandise).
5. Other nondurable goods.

TYPE-OF-OPERATION CLASSIFICATIONS

In addition to being classified by kind of business, each wholesale establishment was classified for the census by type of operation according to the ownership of the business, ownership of the goods sold, or character of the principal transactions. Establishments in wholesale trade are grouped into the following three major types of operation and related subgroups:

Merchant wholesalers. Establishments primarily engaged in buying and selling merchandise on their own account. Included here are such types of establishments as wholesale merchants or jobbers, industrial distributors, voluntary group wholesalers, importers, exporters, cash and carry wholesalers, retailer cooperative warehouses, terminal and country grain elevators, farm products assemblers, wholesale cooperative associations, and petroleum bulk plants and terminals operated by nonrefining companies.

Wholesale distributors and jobbers. Establishments primarily engaged in buying and selling merchandise in the domestic market not manufactured by the parent company.

Importers. Establishments buying and selling goods at wholesale on their own account, whose principal source of purchases was foreign.

Exporters. Establishments primarily engaged in purchasing goods in the United States and selling them to foreign customers.

Terminal grain elevators. Grain elevators primarily engaged in buying and selling grain received from country grain elevators and grain marketing establishments. They have sizable space for grain storage, and products are received primarily by rail or barge rather than by truck.

Country grain elevators. Grain elevators, cooperative or other, buying and receiving grain directly from farmers by truck and selling at wholesale.

Assemblers of farm products, except country grain elevators. Establishments primarily engaged in purchasing directly from farmers and assembling and marketing farm products at wholesale.

Manufacturers' sales branches and offices. Establishments maintained by manufacturing, refining, and mining companies apart from their plants or mines for marketing their products at wholesale. Branch stores selling to household consumers and individual users are classified in retail trade. Sales branches and offices located at plants and administrative offices are included when separate records are available.

Manufacturers' sales branches. A branch with a stock of merchandise for sale. Included are refiner—marketers owned and operated by petroleum refining companies primarily for marketing their products.

Manufacturers' sales offices. An office without a stock of merchandise for sale.

Agents, brokers, and commission merchants. Establishments whose operators are in business for themselves and are primarily engaged in selling or buying goods for others. Included here are such types of operations as auction companies, import agents, export agents, selling agents, merchandise brokers, and commission merchants. "Sales" as shown in census publications for agents, brokers, and commission merchants represent the gross sales (or purchase) value of the goods in the transactions negotiated.

Auction companies. Wholesale establishments primarily engaged in selling merchandise on an agency basis by auction.

Brokers (representing buyers or sellers). Wholesale establishments primarily engaged in selling or buying merchandise in the domestic market on a brokerage basis but not receiving the goods on consignment.

Commission merchants. Wholesale establishments operating in the domestic market receiving goods for sale on consignment.

Import agents. Merchandise agents and brokers in the domestic market buying merchandise from or selling merchandise for foreign firms.

Export agents. Merchandise agents and brokers in the domestic market selling to or buying for foreign customers.

Manufacturers' agents. Wholesale establishments in the domestic market selling for a limited number of manufacturers on a continuing agency basis.



Appendix C. Kind-of-Business Titles and Reporting-Form Numbers

[Listed below are wholesale kind-of-business titles and their corresponding reporting-form numbers. Requests for copies of any of these forms, including the inquiries used to classify establishment by kind of business, should be directed to the Services Division, Bureau of the Census, Washington, DC 20233]

SIC code	Title	Standard form CB-	Short form CB-	SIC code	Title	Standard form CB-	Short form CB-
DURABLE GOODS				DURABLE GOODS—Con.			
501	Motor vehicles and motor vehicle parts and supplies:			509	Miscellaneous durable goods:		
5012	Automobiles and other motor vehicles -----	5012	5003	5091	Sporting and recreational goods and supplies -----	5091	5003
5013	Motor vehicle supplies and new parts -----	5013	5003	5092	Toys and hobby goods and supplies -----	5091	5003
5014	Tires and tubes -----	5013	5003	5093	Scrap and waste materials -----	5093	5003
5015	Motor vehicle parts, used -----	5013	5003	5094	Jewelry, watches, precious stones, and precious metals -----	5094	5003
				5099	Durable goods, n.e.c. -----	5099	5003
DURABLE GOODS				NONDURABLE GOODS			
502	Furniture and homefurnishings:			511	Paper and paper products:		
5021	Furniture -----	5020	5001	5111	Printing and writing paper -----	5110	5102
5023	Homefurnishings -----	5020	5001	5112	Stationery and office supplies -----	5110	5102
				5113	Industrial and personal service paper -----	5110	5102
503	Lumber and other construction materials:			512	Drugs, drug proprietaries, and druggists' sundries:		
5031	Lumber, plywood, millwork, and wood panels -----	5030	5001	5122	Drugs, drug proprietaries, and druggists' sundries -----	5122	5102
5032	Brick, stone, and related construction materials -----	5030	5001				
5033	Roofing, siding, and insulation materials -----	5030	5001				
5039	Construction materials, n.e.c. -----	5030	5001	513	Apparel, piece goods, and notions:		
				5131	Piece goods, notions, and other dry goods -----	5131	5102
504	Professional and commercial equipment and supplies:			5136	Men's and boys' clothing and furnishings -----	5136	5102
5043	Photographic equipment and supplies -----	5043	5003	5137	Women's, children's, and infants' clothing and accessories -----	5136	5102
5044	Office equipment -----	5045	5002	5139	Footwear -----	5136	5102
5045	Computers and computer peripheral equipment and software -----	5045	5002				
5046	Commercial equipment, n.e.c. -----	5043	5002	514	Groceries and related products:		
5047	Medical, dental, and hospital equipment and supplies -----	5047	5002	5141	Groceries, general line -----	5141	5101
5048	Ophthalmic goods -----	5047	5002	5142	Packaged frozen foods -----	5142	5101
5049	Professional equipment and supplies, n.e.c. -----	5047	5002	5143	Dairy products, except dried or canned -----	5143	5101
				5144	Poultry and poultry products -----	5144	5101
				5145	Confectionery -----	5145	5101
				5146	Fish and seafoods -----	5146	5101
505	Metals and minerals, except petroleum:			5147	Meats and meat products -----	5147	5101
5051	Metals service centers and offices -----	5051	5003	5148	Fresh fruits and vegetables -----	5148	5101
5052	Coal and other minerals and ores -----	5052	5003	5149	Groceries and related products, n.e.c. -----	5141	5101
				515	Farm-product raw materials:		
506	Electrical goods:			5153	Grain and field beans -----	5150	5103
5063	Electrical apparatus and equipment, wiring supplies, and construction materials -----	5060	5001	5154	Livestock -----	5150	5103
				5159	Farm-product raw materials, n.e.c. -----	5150	5103
5064	Electrical appliances, television and radio sets -----	5060	5001				
5065	Electronic parts and equipment, n.e.c. -----	5060	5001	516	Chemicals and allied products:		
				5162	Plastics materials and basic forms and shapes -----	5160	5102
				5169	Chemicals and allied products, n.e.c. -----	5160	5102
507	Hardware, and plumbing and heating equipment and supplies:			517	Petroleum and petroleum products:		
5072	Hardware -----	5070	5001	5171	Petroleum bulk stations and terminals -----	5170	1NA
5074	Plumbing and heating equipment and supplies (hydronics) -----	5070	5001	5172	Petroleum and petroleum products wholesalers, except bulk stations and terminals -----	5170	1NA
5075	Warm air heating and air-conditioning equipment and supplies -----	5070	5001				
5078	Refrigeration equipment and supplies -----	5070	5001	518	Beer, wine, and distilled alcoholic beverages:		
				5181	Beer and ale -----	5180	5103
				5182	Wine and distilled alcoholic beverages -----	5180	5103
508	Machinery, equipment, and supplies:			519	Miscellaneous nondurable goods:		
5082	Construction and mining (except petroleum) machinery and equipment -----	5082	5002	5191	Farm supplies -----	5191	5102
5083	Farm and garden machinery and equipment -----	5083	5002	5192	Books, periodicals, and newspapers -----	5192	5102
5084	Industrial machinery and equipment -----	5084	5002	5193	Flowers, nursery stock, and florists' supplies -----	5192	5102
5085	Industrial supplies -----	5085	5002	5194	Tobacco and tobacco products -----	5194	5102
5087	Service establishment equipment and supplies -----	5087	5002	5198	Paints, varnishes, and supplies -----	5198	5102
5088	Transportation equipment and supplies, except motor vehicles -----	5088	5002	5199	Nondurable goods, n.e.c. -----	5199	5102

¹Petroleum wholesalers were all sent form CB-5170.

Appendix D. Metropolitan Areas

(Titles and definitions shown for MSA's, CMSA's, and PMSA's are those established by the Office of Management and Budget, as of June 30, 1993)

SOUTH CAROLINA

Augusta-Aiken, GA-SC MSA

Columbia County, GA
McDuffie County, GA
Richmond County, GA
Aiken County, SC
Edgefield County, SC

Charleston-North Charleston, SC MSA

Berkeley County, SC
Charleston County, SC
Dorchester County, SC

Charlotte-Gastonia-Rock Hill, NC-SC MSA

Cabarrus County, NC
Gaston County, NC
Lincoln County, NC
Mecklenburg County, NC
Rowan County, NC

Charlotte-Gastonia-Rock Hill, NC-SC MSA—Con.

Union County, NC
York County, SC

Columbia, SC MSA

Lexington County, SC
Richland County, SC

Florence, SC MSA

Florence County, SC

Greenville-Spartanburg-Anderson, SC MSA

Anderson County, SC
Cherokee County, SC
Greenville County, SC
Pickens County, SC
Spartanburg County, SC

Myrtle Beach, SC MSA

Horry County, SC

Sumter, SC MSA

Sumter County, SC

Appendix E.

Percent of Sales Data Based on Administrative Records and Estimation for the State: 1992

[For meaning of abbreviations and symbols and for more information on reliability of data, see introductory text. For explanation of terms and comparability of 1987 and 1992 censuses, see appendix A]

SIC code	Kind of business	Percent of sales‡ —		SIC code	Kind of business	Percent of sales‡ —	
		From administrative records ¹	Estimated ²			From administrative records ¹	Estimated ²
	Wholesale trade -----	4.2	3.6		Wholesale trade —Con.		
50	Durable goods -----	4.3	4.4	50	Durable goods —Con.		
				509	Miscellaneous durable goods -----	3.9	2.6
				5091	Sporting and recreational goods and supplies -----	1.7	1.1
				5092	Toys and hobby goods and supplies -----	.8	1.7
501	Motor vehicles and motor vehicle parts and supplies -----	4.3	1.7	5093	Scrap and waste materials -----	11.2	4.5
5012	Automobiles and other motor vehicles -----	2.6	1.7	5094	Jewelry, watches, precious stones, and precious metals -----	1.4	3.9
5013	Motor vehicle supplies and new parts -----	5.5	1.3	5099	Durable goods, n.e.c. -----	3.0	3.2
5014	Tires and tubes -----	3.1	2.4				
5015	Motor vehicle parts, used -----	27.6	6.7	51	Nondurable goods -----	4.1	2.9
				511	Paper and paper products -----	2.9	2.6
502	Furniture and homefurnishings -----	3.3	2.9	5111	Printing and writing paper -----	—	—
5021	Furniture -----	7.2	4.0	5112	Stationery and office supplies -----	4.1	12.3
5023	Homefurnishings -----	1.2	2.4	5113	Industrial and personal service paper -----	4.3	.6
				512	Drugs, drug proprietaries, and druggists' sundries -----	1.9	2.4
503	Lumber and other construction materials -----	5.2	2.1	5122	Drugs, drug proprietaries, and druggists' sundries -----	1.9	2.4
5031	Lumber, plywood, millwork, and wood panels -----	3.6	.5	513	Apparel, piece goods, and notions -----	3.7	4.1
5032	Brick, stone, and related construction materials -----	.5	16.4	5131	Piece goods, notions, and other dry goods -----	8.1	5.4
5033	Roofing, siding, and insulation materials -----	2.0	.3	5136	Men's and boys' clothing and furnishings -----	1.7	1.6
5039	Construction materials, n.e.c. -----	30.6	2.6	5137	Women's, children's, and infants' clothing and accessories -----	(D)	(D)
				5139	Footwear -----	(D)	(D)
504	Professional and commercial equipment and supplies -----	4.1	6.2	514	Groceries and related products -----	1.7	1.6
5043	Photographic equipment and supplies -----	—	—	5141	Groceries, general line -----	.4	.9
5044	Office equipment -----	5.0	7.1	5142	Packaged frozen foods -----	—	—
5045	Computers and computer peripheral equipment and software -----	5.9	8.3	5143	Dairy products, except dried or canned -----	.3	8.6
5046	Commercial equipment, n.e.c. -----	1.8	9.2	5144	Poultry and poultry products -----	1.4	2.8
5047	Medical, dental, and hospital equipment and supplies -----	2.4	2.4	5145	Confectionery -----	5.7	.3
5048	Ophthalmic goods -----	1.1	—	5146	Fish and seafoods -----	19.3	4.3
5049	Professional equipment and supplies, n.e.c. -----	6.3	8.0	5147	Meats and meat products -----	6.0	1.0
				5148	Fresh fruits and vegetables -----	9.5	1.7
505	Metals and minerals, except petroleum -----	1.2	7.3	5149	Groceries and related products, n.e.c. -----	1.4	1.8
5051	Metals service centers and offices -----	1.3	7.7				
5052	Coal and other minerals and ores -----	—	.6	515	Farm-product raw materials -----	11.7	6.6
				5153	Grain and field beans -----	4.3	13.5
506	Electrical goods -----	2.5	9.5	5154	Livestock -----	17.9	9.1
5063	Electrical apparatus and equipment, wiring supplies, and construction materials -----	1.4	11.2	5159	Farm-product raw materials, n.e.c. -----	12.1	2.8
5064	Electrical appliances, television and radio sets -----	13.2	10.1				
5065	Electronic parts and equipment, n.e.c. -----	2.5	1.3	516	Chemicals and allied products -----	5.3	2.9
				5162	Plastics materials and basic forms and shapes -----	11.8	4.7
507	Hardware, and plumbing and heating equipment and supplies -----	2.5	3.9	5169	Chemicals and allied products, n.e.c. -----	3.5	2.4
5072	Hardware -----	3.0	3.3				
5074	Plumbing and heating equipment and supplies (hydronics) -----	2.9	8.8	517	Petroleum and petroleum products -----	4.6	2.3
5075	Warm air heating and air-conditioning equipment and supplies -----	.8	.6	5171	Petroleum bulk stations and terminals -----	3.3	1.7
5078	Refrigeration equipment and supplies -----	21.3	12.4	5172	Petroleum and petroleum products wholesalers, except bulk stations and terminals -----	17.5	7.7
				518	Beer, wine, and distilled alcoholic beverages -----	3.2	3.1
508	Machinery, equipment, and supplies -----	6.3	5.7	5181	Beer and ale -----	5.7	5.6
5082	Construction and mining (except petroleum) machinery and equipment -----	1.8	2.5	5182	Wine and distilled alcoholic beverages -----	.1	—
5083	Farm and garden machinery and equipment -----	15.9	2.8	5191	Miscellaneous nondurable goods -----	7.6	4.6
5084	Industrial machinery and equipment -----	5.7	5.8	5192	Farm supplies -----	5.1	9.0
5085	Industrial supplies -----	4.3	8.6	5193	Books, periodicals, and newspapers -----	3.1	5.5
5087	Service establishment equipment and supplies -----	12.7	2.2	5194	Flowers, nursery stock, and florists' supplies -----	3.4	13.1
5088	Transportation equipment and supplies, except motor vehicles -----	20.4	11.8	5198	Tobacco and tobacco products -----	7.7	.3
				5199	Paints, varnishes, and supplies -----	2.2	.3
					Nondurable goods, n.e.c. -----	11.0	3.6

¹Includes sales information obtained from administrative records of other Federal agencies.

²Includes sales information which was imputed based on historic company ratios or administrative records, or on industry averages.

Appendix F. Geographic Notes

SOUTH CAROLINA

Andrews is in Georgetown and Williamsburg Counties.

Batesburg is in Lexington and Saluda Counties.

Charleston is in Berkeley and Charleston Counties; it annexed into Berkeley County in October 1991.

Clemson is in Anderson and Pickens Counties.

Columbia is in Lexington and Richland Counties; it annexed into Lexington County in December 1989.

Fountain Inn is in Greenville and Laurens Counties.

Goose Creek is in Berkeley and Charleston Counties; it annexed into Charleston County in January 1987.

Greer is in Greenville and Spartanburg Counties.

Honea Path is in Abbeville and Anderson Counties.

Irmo is in Lexington and Richland Counties.

North Augusta is in Aiken and Edgefield Counties.

North Charleston is in Berkeley, Charleston, and Dorchester Counties.

Summerville is in Berkeley, Charleston, and Dorchester Counties; it annexed into Berkeley County in March 1984, but this change was not submitted to the Bureau of the Census until July 1989; it annexed into Charleston County in November 1984, but this change was not submitted to the Bureau of the Census until September 1989.

Appendix G.

Establishments in Business Any Time During Year and Establishments in Business at End of Year for the State: 1992 and 1987

[For meaning of abbreviations and symbols, see introductory text. For explanation of terms and comparability of 1987 and 1992 censuses, see appendix A]

SIC code	Kind of business	Establishments in business —			
		Any time during year		At end of year	
		1992	1987	1992	1987
	Wholesale trade	5 564	5 271	5 260	5 001
50	Durable goods	3 550	3 384	3 367	3 223
501	Motor vehicles and automotive parts and supplies	634	641	588	603
5012	Automobiles and other motor vehicles	148	130	136	124
5013	Motor vehicle supplies and new parts	327	373	310	347
5014	Tires and tubes	57	51	49	49
5015	Motor vehicle parts, used	102	87	93	83
502	Furniture and homefurnishings	168	124	157	118
5021	Furniture	73	59	70	57
5023	Homefurnishings	95	65	87	61
503	Lumber and other construction materials	219	220	210	208
5031	Lumber, plywood, millwork, and wood panels	91	106	88	98
5032	Brick, stone, and related construction materials	42	41	40	39
5033	Roofing, siding, and insulation materials	46	35	43	34
5039	Construction materials, n.e.c.	40	38	39	37
504	Professional and commercial equipment and supplies	416	426	395	410
5043	Photographic equipment and supplies	4	9	4	8
5044	Office equipment	119	146	115	143
5045	Computers and computer peripheral equipment and software	118	109	110	104
5046	Commercial equipment, n.e.c.	50	66	47	63
5047	Medical, dental, and hospital equipment and supplies	87	55	84	54
5048	Ophthalmic goods	14	14	13	14
5049	Professional equipment and supplies, n.e.c.	24	27	22	24
505	Metals and minerals, except petroleum	94	66	86	64
5051	Metals service centers and offices	86	62	79	60
5052	Coal and other minerals and ores	8	4	7	4
506	Electrical goods	358	326	343	310
5063	Electrical apparatus and equipment, wiring supplies, and construction materials	221	205	212	196
5064	Electrical appliances, television and radio sets	36	24	33	22
5065	Electronic parts and equipment, n.e.c.	101	97	98	92
507	Hardware, and plumbing and heating equipment and supplies	310	283	296	275
5072	Hardware	67	60	61	57
5074	Plumbing and heating equipment and supplies (hydronics)	100	114	96	110
5075	Warm air heating and air-conditioning equipment and supplies	130	99	127	99
5078	Refrigeration equipment and supplies	13	10	12	9
508	Machinery, equipment, and supplies	966	908	926	864
5082	Construction and mining (except petroleum) machinery and equipment	66	60	65	57
5083	Farm and garden machinery and equipment	117	127	110	113
5084	Industrial machinery and equipment	413	378	402	359
5085	Industrial supplies	230	205	220	200
5087	Service establishment equipment and supplies	111	128	103	125
5088	Transportation equipment and supplies, except motor vehicles	29	10	26	10
509	Miscellaneous durable goods	385	390	366	371
5091	Sporting and recreational goods and supplies	72	54	69	53
5092	Toys and hobby goods and supplies	22	21	20	21
5093	Scrap and waste materials	130	129	125	121
5094	Jewelry, watches, precious stones, and precious metals	27	29	25	28
5099	Durable goods, n.e.c.	134	157	127	148
51	Nondurable goods	2 014	1 887	1 893	1 778
511	Paper and paper products	188	169	179	163
5111	Printing and writing paper	11	19	11	19
5112	Stationery and office supplies	118	100	113	95
5113	Industrial and personal service paper	59	50	55	49
512	Drugs, drug proprietaries, and druggists sundries	51	40	47	38
5122	Drugs, drug proprietaries, and druggists sundries	51	40	47	38
513	Apparel, piece goods, and notions	178	133	166	121
5131	Piece goods, notions, and other dry goods	83	75	75	70
5136	Men's and boys' clothing and furnishings	38	19	35	15
5137	Women's, children's, and infants' clothing and accessories	45	28	44	26
5139	Footwear	12	11	12	10

SIC code	Kind of business	Establishments in business —			
		Any time during year		At end of year	
		1992	1987	1992	1987
51	Nondurable goods — Con.				
514	Groceries and related products	383	421	357	398
5141	Groceries, general line	49	58	48	53
5142	Packaged frozen foods	34	22	31	21
5143	Dairy products, except dried or canned	45	43	43	41
5144	Poultry and poultry products	18	18	16	18
5145	Confectionery	23	33	19	31
5146	Fish and seafoods	35	45	35	42
5147	Meats and meat products	26	37	24	37
5148	Fresh fruits and vegetables	55	51	49	48
5149	Groceries and related products, n.e.c.	98	114	92	107
515	Farm-product raw materials	113	110	110	105
5153	Grain and field beans	38	41	36	39
5154	Livestock	27	21	27	20
5159	Farm-product raw materials, n.e.c.	48	48	47	46
516	Chemicals and allied products	209	155	202	150
5162	Plastics materials and basic forms and shapes	46	25	45	23
5169	Chemicals and allied products, n.e.c.	163	130	157	127
517	Petroleum and petroleum products	259	284	238	269
5171	Petroleum bulk stations and terminals	212	228	196	221
5172	Petroleum and petroleum products wholesalers, except bulk stations and terminals	47	56	42	48
518	Beer, wine, and distilled alcoholic beverages	74	68	72	65
5181	Beer and ale	46	50	44	47
5182	Wine and distilled alcoholic beverages	28	18	28	18
519	Miscellaneous nondurable goods	559	507	522	469
5191	Farm supplies	214	246	199	226
5192	Books, periodicals, and newspapers	33	27	29	25
5193	Flowers, nursery stock, and florists' supplies	41	32	39	30
5194	Tobacco and tobacco products	35	33	35	29
5198	Paints, varnishes and supplies	52	48	49	46
5199	Nondurable goods, n.e.c.	184	121	171	113

Publication Program

1992 CENSUS OF WHOLESALE TRADE

Publications of the 1992 Census of Wholesale Trade, containing data on wholesale trade establishments with payroll in the United States, are described below. Publications order forms for specific reports may be obtained from any Department of Commerce district office or from Data User Services Division, Customer Services, Bureau of the Census, Washington, DC 20233-8300. The first results were issued in press releases. Final detailed statistics are issued in separate paperbound reports and compact disc-read only memory (CD-ROM).

Final Reports

Geographic area series—52 reports (WC92-A-1 to -52)

A separate paperbound report containing data for establishments with payroll is published for each State, the District of Columbia, and the United States. Each report presents general statistics for establishments with payroll, on number of establishments, sales, payroll, employment, operating expenses, and inventories. At the State level, data also are presented separately for the following types of wholesale operations: merchant wholesalers; manufacturers' sales branches and offices; and agents, brokers, and commission merchants. Less type-of-operation detail is shown below the State level. For States, MA's, and counties and places with 200 wholesale establishments or more, statistics are presented by kind of business. Greater kind-of-business detail is shown for larger areas. In addition, data are shown for all places with 2,500 inhabitants or more and all counties (with no kind-of-business detail). For each State, the District of Columbia, and the United States, 1992 data are provided on sales and employees per establishment, sales and payroll per employee, payroll as a percent of operating expenses, and operating expenses and end-of-year inventories as percentages of sales. Comparative statistics showing percent changes in sales and payroll between 1987 and 1992 also are shown by kind of business.

Subject series—4 reports (WC92-S-1 to -4)

The *Establishment and Firm Size* report (WC92-S-1) presents data for establishments with payroll, based on size of establishment, size of company or firm, and legal form of organization. Establishment statistics are presented by sales size and by employment size; statistics for firms by sales size (including concentration by largest firms), by employment size, and by number of establishments operated (single units and multiunits). Statistics are presented by kind of business on the number of establishments, sales, payroll, and employment for the United States.

The *Measures of Value Produced, Capital Expenditures, Depreciable Assets, and Operating Expenses* report (WC92-S-2) presents data on measures of value produced, capital expenditures, depreciable assets, and operating expenses for firms with payroll

for the United States by major kinds of business. Measures of value produced include gross margin, value added, and net income produced at market prices and factor costs. Operating expenses include annual payroll, supplemental labor costs, purchased services, etc. Sales, purchases, and beginning and ending inventories data also are provided.

The *Commodity Line Sales* report (WC92-S-3) presents data on major categories of commodities sold by wholesale kinds of business for the United States. Data for 15 selected MA's and 15 selected States will be available on electronic media only. Tables present data for each kind of business and show, for each commodity line, the number of establishments handling the line and their sales of the line; the percentage of total sales of the kind of business accounted for by each of the lines carried; and, for establishments actually handling a specific line, the percentage of total sales represented by sales of that line. Summary statistics also are provided for the broad commodity line categories, including counts of establishments and the amount and percentage of the line sold by various kinds of wholesale businesses.

The *Miscellaneous Subjects* report (WC92-S-4) contains data by kind of business on employment by principal activity; sales by class of customer; inventory valuation methods; commissions and gross selling value of business conducted for others by agents and brokers; gross margins, gross profits, and their components; and on petroleum bulk stations and terminals. Data are presented for the United States as a whole; for petroleum bulk stations and terminals, States, and counties.

Electronic Media

All data included in the printed reports are available on CD-ROM. The CD-ROM's provide the same information found in the final reports as well as additional information not published in the final reports, such as commodity line sales data for States (WC92-S-3). Electronic media products are available for users who wish to summarize, rearrange, or process large amounts of data. These products, with corresponding technical documentation, are sold by Data User Services Division, Customer Services, Bureau of the Census, Washington, DC 20233-8300.

OTHER ECONOMIC CENSUS REPORTS

Data on retail trade, service industries, transportation, communications, utilities, financial, insurance, real estate, construction industries, manufactures, mineral industries, enterprise statistics, minority-owned business enterprises, and women-owned businesses also are available from the 1992 Economic Census. A separate series of reports covers the census of outlying areas: Puerto Rico, Virgin Islands of the United States, Guam, and the Northern Marianas. Separate announcements describing these reports are available free of charge from Data User Services Division, Customer Services, Bureau of the Census, Washington, DC 20233-8300.