

# 1992

## Census of Wholesale Trade


---

WC92-A-25

GEOGRAPHIC AREA SERIES

# Mississippi

---



# 1992 Census of Wholesale Trade

---

WC92-A-25

GEOGRAPHIC AREA SERIES

# Mississippi

---

+



+



**U.S. Department of Commerce**  
**Ronald H. Brown**, Secretary  
**David J. Barram**, Deputy Secretary

**Economics and Statistics Administration**  
**Everett M. Ehrlich**, Under Secretary  
for Economic Affairs

**BUREAU OF THE CENSUS**  
**Martha Farnsworth Riche**, Director

---

## Acknowledgments

Many persons participated in the various activities of the 1992 Census of Wholesale Trade. The overall planning and review of the census operations were performed by the Economic Census Staff of the Economic Planning and Coordination Division.

This report was prepared in the Services Division. **Bobby E. Russell**, Assistant Chief for Census Programs, was responsible for the overall planning, management, and coordination of the census of wholesale trade. Planning and implementation were under the direction of **John R. Trimble**, Chief, Wholesale Census Branch, with primary staff assistance by **Steven L. Barron**, **John L. Vignali**, **Gary E. Swenson**, **Scott P. Handmaker**, **Daniel C. Collier**, **Barbara A. Collier**, **Cary L. Fletcher**, **Dennis R. Johnson**, and **Karen K. Sigmon**.

Systems and procedures for mailout, receipt, correspondence, data input, industry classification, other clerical processing, administrative record processing, quality control, and the associated electronic computer programs, were developed in the Economic Planning and Coordination Division.

Mailout preparation and receipt operations, clerical and analytical review activities, data keying, and geocoding review were performed by the staff of the Data Preparation Division, **Judith N. Petty**, Chief.

Geographic coding procedures and associated computer programs were developed by the staff of the Geography Division.

The computer processing systems were developed and coordinated in the Economic Statistical Methods and Programming Division, **Charles P. Pautler, Jr.**, Chief. **H. Ray Dennis**, Assistant Chief for Business Programs, was responsible for the design and implementation of the computer systems. The computer programs were prepared under the supervision of **Steven G. McCraith**, Chief, Utilities and Financial Census Branch, and **William C. Wester**, Chief, Business Census Branch, assisted by **Dennis P. Kelly**, **Barbara L. Lambert**, **Josephine S. McLaughlin**, **William D. McClain**, **David Wang**, and **David L. Sipes**.

Computer processing was performed in the Computer Services Division, **Marvin D. Raines**, Chief.

The staff of the Administrative and Publications Services Division, **Walter C. Odom**, Chief, performed planning, design, composition, editorial review, and printing planning and procurement for publications and report forms. **Gladys Rea** provided publication coordination and editing.

Special acknowledgment is also due the many businesses whose cooperation has contributed to the publication of these data.

If you have any questions concerning the statistics in this report, call 301-763-5281.



**Economics and Statistics  
Administration**

**Everett M. Ehrlich**, Under Secretary  
for Economic Affairs



**BUREAU OF THE CENSUS**

**Martha Farnsworth Riche**, Director  
**Harry A. Scarr**, Deputy Director

**Paula J. Schneider**, Principal Associate  
Director for Programs

**Thomas L. Mesenbourg**, Acting Associate  
Director for Economic Programs

**Thomas L. Mesenbourg**, Assistant Director  
for Economic Programs

**ECONOMIC PLANNING AND COORDINATION  
DIVISION**

**John P. Govoni**, Chief

**SERVICES DIVISION**

**Carole A. Ambler**, Chief

# Introduction to the Economic Census

## PURPOSES AND USES OF THE ECONOMIC CENSUS

The economic census is the major source of facts about the structure and functioning of the Nation's economy. It provides essential information for government, business, industry, and the general public.

The economic census furnishes an important part of the framework for such composite measures as the gross domestic product, input/output measures, production and price indexes, and other statistical series that measure short-term changes in economic conditions.

Policymaking agencies of the Federal Government use the data, especially in monitoring economic activity and providing assistance to business.

State and local governments use the data to assess business activities and tax bases within their jurisdictions and to develop programs to attract business.

Trade associations study trends in their own and competing industries and keep their members informed of market changes.

Individual businesses use the data to locate potential markets and to analyze their own production and sales performance relative to industry or area averages.

## AUTHORITY AND SCOPE

Title 13 of the United States Code (sections 131, 191, and 224) directs the Census Bureau to take the economic census every 5 years, covering years ending in 2 and 7. The 1992 Economic Census consists of the following eight censuses:

- Census of Retail Trade
- Census of Wholesale Trade
- Census of Service Industries
- Census of Financial, Insurance, and Real Estate Industries
- Census of Transportation, Communications, and Utilities
- Census of Manufactures
- Census of Mineral Industries
- Census of Construction Industries

Special programs also cover enterprise statistics and minority-owned and women-owned businesses. (The 1992 Census of Agriculture and 1992 Census of Governments are conducted separately.) The next economic census is scheduled to be taken in 1998 covering the year 1997.

## AVAILABILITY OF THE DATA

The results of the economic census are available in printed reports for sale by the U.S. Government Printing Office and on compact discs for sale by the Census Bureau. Order forms for all types of products are available on request from Customer Services, Bureau of the Census, Washington, DC 20233-8300. A more complete description of publications being issued from this census is on the inside back cover of this document.

Census facts are also widely disseminated by trade associations, business journals, and newspapers. Volumes containing census statistics are available in most major public and college libraries. Finally, State data centers in every State as well as business and industry data centers in many States also supply economic census statistics.

## WHAT'S NEW IN 1992

The 1992 Economic Census covers more of the economy than any previous census. New for 1992 are data on communications, utilities, finance, insurance, and real estate, as well as coverage of more transportation industries. The economic, agriculture, and governments censuses now collectively cover nearly 98 percent of all economic activity.

Among other changes, new 1992 definitions affect the boundaries of about a third of all metropolitan areas. Also, the Survey of Women-Owned Businesses has now been expanded to include all corporations.

## HISTORICAL INFORMATION

The economic census has been taken as an integrated program at 5-year intervals since 1967 and before that for 1963, 1958, and 1954. Prior to that time, the individual subcomponents of the economic census were taken separately at varying intervals.

The economic census traces its beginnings to the 1810 Decennial Census, when questions on manufacturing were included with those for population. Coverage of economic activities was expanded for 1840 and subsequent censuses to include mining and some commercial activities. In 1902, Congress established a permanent Census Bureau and directed that a census of manufactures be taken every 5 years. The 1905 Manufactures Census was the first time a census was taken apart from the regular every-10-year population census.

The first census of business was taken in 1930, covering 1929. Initially it covered retail and wholesale trade and construction industries, but it was broadened in 1933 to include some of the service trades.

The 1954 Economic Census was the first census to be fully integrated—providing comparable census data across economic sectors, using consistent time periods, concepts, definitions, classifications, and reporting units. It was the first census to be taken by mail, using lists of firms provided by the administrative records of other Federal agencies. Since 1963, administrative records also have been used to provide basic statistics for very small firms, reducing or eliminating the need to send them census questionnaires. The Enterprise Statistics Program, which publishes combined data from the economic census, was made possible with the implementation of the integrated census program in 1954.

The range of industries covered in the economic censuses has continued to expand. The census of construction industries began on a regular basis in 1967, and the scope of service industries was broadened in 1967, 1977, and 1987. The census of transportation began in 1963 as a set of surveys covering travel, transportation of commodities, and trucks, but expanded in 1987 to cover business establishments in several transportation industries. For 1992, these statistics are incorporated into a broadened census of transportation, communications, and utilities. Also new for 1992 is the census of financial, insurance, and real estate industries. This is part of a gradual expansion in coverage of industries previously subjected to government regulation.

The Survey of Minority-Owned Business Enterprises was first conducted as a special project in 1969 and was incorporated into the economic census in 1972 along with the Survey of Women-Owned Businesses.

An economic census has also been taken in Puerto Rico since 1909, in the Virgin Islands of the United States and Guam since 1958, and in the Commonwealth of the Northern Mariana Islands since 1982.

Statistical reports from the 1987 and earlier censuses provide historical figures for the study of long-term time series and are available in some large libraries. All of the census data published since 1967 are still available for sale on microfiche from the Census Bureau.

## AVAILABILITY OF MORE FREQUENT ECONOMIC DATA

While the census provides complete enumerations every 5 years, there are many needs for more frequent data as well. The Census Bureau conducts a number of monthly, quarterly, and annual surveys, with the results appearing in publication series such as Current Business Reports (retail and wholesale trade and service industries), the Annual Survey of Manufactures, Current Industrial Reports, and the Quarterly Financial Report. Most of these surveys, while providing more frequent observations, yield less kind-of-business and geographic detail than the census. The County Business Patterns program offers annual statistics on the number of establishments, employment, and payroll classified by industry within each county.

## SOURCES FOR MORE INFORMATION

More information about the scope, coverage, classification system, data items, and publications for each of the economic censuses and related surveys is published in the *Guide to the 1992 Economic Census and Related Statistics*. More information on the methodology, procedures, and history of the census will be published in the *History of the 1992 Economic Census*. Contact Customer Services for information on availability.

# Census of Wholesale Trade

## GENERAL

The 1992 Census of Wholesale Trade, part of the 1992 Economic Census, covered wholesale trade as defined in the *Standard Industrial Classification Manual: 1987*<sup>1</sup> (SIC). It included all establishments with one or more paid employees primarily engaged in selling merchandise to retailers; other wholesalers; or industrial, commercial, institutional, farm, or professional users. Companies selling products to which they have title, as well as those acting as agents or brokers in buying or selling merchandise to others, are included. The census excluded governmental organizations classified in the covered industries except for wholesale liquor establishments operated by State and local governments.

The basic tabulations in this report do not include data for establishments which are "auxiliary" (primary function is providing a service, such as warehouses) to other establishments within the same organization. Data for auxiliaries are presented in a subsequent report issued as part of the 1992 Enterprise Statistics reports.

Wholesale firms without employees are excluded from the census. In the census of retail trade, the sales of firms with no paid employees are derived from administrative records of other Federal agencies rather than from a direct canvass. These sources proved impractical for wholesale firms without paid employees. In the census of wholesale trade, the sales value is the gross volume of business conducted. Firms which operated wholly or partly on a commission basis must provide both the gross volume of business conducted and commission receipts on census forms. Agents and brokers do not report to other Federal agencies the gross selling value of goods. Moreover, administrative records make no distinction between commission receipts and sales of products by wholesalers.

Appendix A gives a more detailed explanation of census coverage and methodology.

## CENSUS DISCLOSURE RULES

In accordance with Federal law governing census reports, no data are published that would disclose the operations of an individual establishment or business. However, the number of establishments in a kind-of-business

classification is not considered a disclosure, therefore, this information may be released even though other information is withheld.

## GEOGRAPHIC AREAS COVERED

This report series presents data for the following areas:

1. The United States as a whole.
2. Each State and the District of Columbia
3. Each consolidated metropolitan statistical area (CMSA) and primary metropolitan statistical area (PMSA) defined by the Office of Management and Budget (OMB) as of June 30, 1993. A CMSA is an area used to facilitate the presentation and analysis of data for large concentrations of metropolitan populations. It includes two or more contiguous PMSA's which have a population of at least 1,000,000<sup>2</sup> and which meet specific criteria of urban character and of social and economic integration.
4. Each metropolitan statistical area (MSA) defined by the OMB as of June 30, 1993. An MSA is an integrated economic and social unit with a population nucleus of at least 50,000 inhabitants.<sup>2</sup> Each MSA consists of one or more counties meeting standards of metropolitan character; in New England, cities and towns rather than counties are the component geographic units.
5. The area within the State outside metropolitan areas (MA's).
6. Each county or county equivalent.<sup>3</sup> Counties are the primary divisions of States, except in Louisiana where they are called parishes and in Alaska where they are called boroughs and census areas. Maryland, Missouri, Nevada, and Virginia have one place or more that is independent of any county organization and constitutes primary divisions of their States. These places are treated as counties and as places.
7. Each consolidated city.<sup>3</sup> Consolidated cities are consolidated governments which consists of separately incorporated municipalities.
8. Each municipality of 2,500 inhabitants or more incorporated as a city, borough, village, or town.<sup>2 3</sup>

<sup>1</sup>*Standard Industrial Classification Manual: 1987*. For sale by Superintendent of Documents, U.S. Government Printing Office, Washington, DC 20402. Stock No. 041-001-00314-2.

<sup>2</sup>According to 1990 Census of Population or subsequent special census.

<sup>3</sup>Those defined as of January 1, 1992.

For the economic census, boroughs and census areas in Alaska, and boroughs in New York, are not included in this category.

9. Special economic urban areas (SEUA's), which include townships in Michigan, New Jersey, and Pennsylvania and towns in New York, Wisconsin, and the six New England States with 10,000 inhabitants or more.<sup>4</sup>

## DOLLAR VALUES

All dollar values presented in this report are expressed in current dollars, i.e., 1992 data are expressed in 1992 dollars and 1987 data in 1987 dollars. Consequently, when making comparisons to prior years, users of the data should consider the inflation that has occurred

## RELIABILITY OF DATA

All data compiled in this report originated from either census questionnaires or administrative records of other Federal agencies and, therefore, are not subject to sampling errors. However, the data are subject to nonsampling errors. Nonsampling errors can be attributed to many sources: inability to identify all cases in the actual universe; definition and classification difficulties; differences in the interpretation of questions; errors in recording or coding the data obtained; and other errors of collection, response, coverage, and estimation for missing or misreported data.

The accuracy of these tabulated data is determined by the joint effects of the various nonsampling errors. No direct measurement of these effects has been obtained except for estimation for missing or misreported data; however, precautionary steps were taken in all phases of the collection, processing, and tabulation of the data in an effort to minimize the effects of nonsampling errors.

The Census Bureau obtains on computer tape limited information extracted from administrative records of other Federal agencies. This information is used in conjunction with other information available to the Census Bureau to develop estimates for nonemployers, small employers, and other establishments for which responses were not received in time for publication. For an indication of the extent that data included in these reports were obtained from the administrative records of other Federal agencies and from estimation, rather than reports directly from respondents, see appendix E. Also, see appendix A for a more detailed explanation of census coverage and methodology.

## SPECIAL TABULATIONS

Special tabulations of data collected in the 1992 Census of Wholesale Trade may be obtained, depending on availability of time and personnel, on diskette, computer tape,

<sup>4</sup>According to 1990 Census of Population or subsequent special census.

or in tabular form. The data will be in summary form and subject to the same rules prohibiting disclosure of confidential information (including name, address, kind of business, or other data for individual business establishments or companies) as are the regular publications.

Special tabulations are prepared on a cost basis. A request for a cost estimate, as well as exact specifications on the type and format of the data to be provided, should be directed to the Chief, Services Division, Bureau of the Census, Washington, DC 20233.

To discuss a special tabulation before submitting specifications, call 1-800-541-8345.

## ABBREVIATIONS AND SYMBOLS

The following abbreviations and symbols are used in this publication:

–	Represents zero.
(D)	Withheld to avoid disclosing data for individual companies; data are included in broader kind-of-business totals.
(IC)	Independent city.
(NA)	Not available.
(NC)	Not comparable.
(X)	Not applicable.
CMSA	Consolidated metropolitan statistical area.
MA	Metropolitan area.
MSA	Metropolitan statistical area.
n.e.c.	Not elsewhere classified.
PMSA	Primary metropolitan statistical area.
pt.	Part.
r	Revised.
SEUA	Standard economic urban area.
SIC	Standard Industrial Classification.

The following symbols are used in this publication to show employment size ranges for employment data that has been withheld to avoid disclosing data for individual companies (employment size range codes are provided for the first time in the 1992 Economic Census):

Symbol	Employment size
AA	0—19
BB	20—99
CC	100—249
EE	250—499
FF	500—999
GG	1,000—2,499
HH	2,500—4,999
II	5,000—9,999
JJ	10,000—24,999
KK	25,000—49,999
LL	50,000—99,999
MM	100,000 or more



# Users' Guide for Locating Statistics in This Report by Table Number

Information shown in tables	Table									
	1	2	3	4	5	6	7	8	9	10
<b>GEOGRAPHIC AREAS</b>										
The State .....	X	X	X						X	X
Metropolitan Areas (MA's) in the State.....							X			
Area of the State not in any MA .....								X		
Counties in the State .....				X						X
Places in the State .....				<sup>2</sup> X	<sup>1</sup> X	<sup>1</sup> X			<sup>2</sup> X	
<b>DATA ITEMS<sup>3</sup></b>										
Establishments.....	X		X	<sup>4</sup> X	<sup>4</sup> X	<sup>4</sup> X	<sup>4</sup> X	<sup>4</sup> X		
Sales .....	X		X	<sup>4</sup> X	<sup>4</sup> X	<sup>4</sup> X	<sup>4</sup> X	<sup>4</sup> X	X	X
Annual payroll .....	X		X	<sup>4</sup> X	<sup>4</sup> X	<sup>4</sup> X	<sup>4</sup> X	<sup>4</sup> X		
First-quarter payroll.....	X									
Paid employees for pay period including March 12, 1992 .....	X		X	<sup>5</sup> X	<sup>5</sup> X	<sup>5</sup> X	<sup>5</sup> X	<sup>5</sup> X		
Inventories .....	X									
Operating expenses .....	X									
Sales per establishment.....		X								
Sales per employee .....		X								
Annual payroll per employee.....		X								
Annual payroll as a percent of operating expenses.....		X								
Employees per establishment.....		X								
Operating expenses as a percent of sales .....		X								
End-of-year inventories as a percent of sales....		X								
1987 to 1992 comparative statistics (sales, payroll, etc.).....			X							
Counties ranked by volume of sales .....										X
Places ranked by volume of sales.....									<sup>2</sup> X	

<sup>1</sup>Includes areas with 200 wholesale establishments or more.

<sup>2</sup>Includes places with 2,500 inhabitants or more, according to the 1990 Census of Population.

<sup>3</sup>See Explanation of Terms, appendix A.

<sup>4</sup>Manufacturers' sales branches and offices, and agents, brokers, and commission merchants are combined and displayed as "other types of operation."

<sup>5</sup>Presented for total and merchant wholesalers only.

# Users' Guide for Locating Statistics in the 1992 Census of Wholesale Trade Reports

Report and geographic area	Information shown in reports by kind of business or industry category										
	Number of establishments	Sales (\$1,000)	Payroll (\$1,000)	Number of employees	Inventories (\$1,000)	Operating expenses (\$1,000)	Commodity line sales (\$1,000)	Sales size and employment size <sup>1</sup>	Legal form of organization	Petroleum bulk stations and terminals	Selected topics
<b>GEOGRAPHIC AREA SERIES</b>											
United States .....	X	X	X	X	X	X	X				
State .....	X	X	X	X	X	X	X				
MA .....	X	X	X	X	X						
County .....	X	X	X	X	X						
Place .....	X	X	X	X	X						
<b>ESTABLISHMENT AND FIRM SIZE (INCLUDING LEGAL FORM OF ORGANIZATION)</b>											
United States .....	X	X	<sup>2</sup> X	<sup>2</sup> X	<sup>2</sup> X	<sup>2</sup> X		X	X		
<b>MEASURES OF VALUE PRODUCED, CAPITAL EXPENDITURES, DEPRECIABLE ASSETS, AND OPERATING EXPENSES</b>											
United States <sup>2</sup> .....		X	X		X	X			X		<sup>3</sup> X
<b>COMMODITY LINE SALES</b>											
United States .....	X	X					X				
State <sup>4</sup> .....	X	X					X				
MA <sup>4</sup> .....	X	X					X				
<b>MISCELLANEOUS SUBJECTS</b>											
United States .....	X	X	X	X	X	X				X	<sup>5</sup> X
State .....						X				X	
County .....						X				X	

<sup>1</sup>Establishments and firms.

<sup>2</sup>Merchant wholesalers only.

<sup>3</sup>Value produced, capital expenditures, depreciable assets, and selected operating expenses detail.

<sup>4</sup>Available on CD ROM only.

<sup>5</sup>Class of customer; employment by principal activity; detailed type of operation; inventory detail; commissions of agents and brokers; and gross margins, gross profits, and their components of merchant wholesalers.

# Contents

## Mississippi

[Page numbers listed here omit the prefix that appears as part of the number of each page]

	Page
Introduction to the Economic Census .....	III
Census of Wholesale Trade .....	V
Users' Guide for Locating Statistics in This Report by Table Number .....	VII
Users' Guide for Locating Statistics in the 1992 Census of Wholesale Trade Reports ...	VIII
Summary of Findings .....	2

### FIGURES

1. Percent of Wholesale Sales by Type of Operation: 1992 and 1987 .....	3
2. Wholesale Sales by Industry Group: 1992 and 1987 .....	4
3. Wholesale Employment by Industry Group: 1992 and 1987 .....	5
Maps .....	6

### TABLES

1. Summary Statistics for the State: 1992 .....	7
2. Selected Ratios for the State: 1992 .....	11
3. Comparative Statistics for the State: 1992 and 1987 .....	14
4. Summary Statistics for Counties and for Places With 2,500 Inhabitants or More: 1992 .....	17
5. Summary Statistics for Places With 200 Establishments or More: 1992 .....	21
6. Summary Statistics for Counties With 200 Establishments or More: 1992 .....	22
7. Summary Statistics for Metropolitan Areas: 1992 .....	25
8. Summary Statistics for the Area Outside Metropolitan Areas: 1992 .....	28
9. Places With 2,500 Inhabitants or More Ranked by Volume of Sales: 1992 .....	30
10. Counties Ranked by Volume of Sales: 1992 .....	30

### APPENDIXES

A. General Explanation .....	A-1
B. Sample Report Form and Instructions .....	B-1
C. Kind-of-Business Titles and Reporting-Form Numbers .....	C-1
D. Metropolitan Areas .....	D-1
E. Percent of Sales Data Based on Administrative Records and Estimation for the State: 1992 .....	E-1
F. Geographic Notes .....	F-1
G. Establishments in Business Any Time During Year and Establishments in Business at End of Year for the State: 1992 and 1987 .....	G-1

Publication Program ..... Inside back cover

## Summary of Findings

---

Mississippi had 3,868 wholesale establishments in 1992 with \$15.8 billion in sales. This represents a .5 percent increase in wholesale establishments and a 29.1 percent increase in sales over 1987 according to the 1992 Census of Wholesale Trade conducted by the Bureau of the Census, U.S. Department of Commerce.

Merchant wholesalers accounted for 89.9 percent or 3,477 of the total establishments and 77.3 percent or \$12.2 billion of the total sales in 1992 compared with 88.8 percent of the establishments and 81.0 percent of the sales in 1987. Manufacturers' sales branches and offices with 226 establishments and \$2.3 billion in sales and agents, brokers, and commission merchants with 165 establishments and \$1.3 billion in sales made up the rest of the wholesale trade total in 1992.

Petroleum bulk stations and terminals were the largest group of wholesalers by kind of business in terms of sales with \$1.9 billion followed by general-line groceries wholesalers with \$1.9 billion and farm supplies wholesalers with \$882.2 million. Out of 69 kind of business groups, these three accounted for 29.6 percent of the total sales in the State.

Annual payroll for all wholesalers in the State was up from \$733.1 million in 1987 to \$914.2 million in 1992. Merchant wholesalers had annual payroll of \$779.1 million in 1992 while manufacturers' sales branches and offices recorded \$111.1 million and agents, brokers, and commission merchants had \$24.0 million.

Employment by all wholesalers in Mississippi as of mid-March 1992 was 39,934. Merchant wholesalers with 35,238 employees accounted for 88.2 percent of the total wholesale employment in 1992 compared with 88.4 percent in 1987.

Inventories of \$1.3 billion were held at wholesale establishments in the State at the end of 1992. Merchant wholesalers held 88.9 percent of these inventories while manufacturers' sales branches and sales offices held 11.0 percent and agent, brokers, and commission merchants held .1 percent. Inventories of all wholesalers increased during 1992 by 3.5 percent while those of merchant wholesalers increased 4.8 percent.

Payroll per employee in the State averaged \$22.9 thousand for all wholesalers in 1992, an increase of 24.7 percent since 1987. Merchant wholesalers averaged \$22.1 thousand per employee while manufacturers' sales branches and offices was \$32.1 thousand and agents, brokers, and commission merchants were \$19.4 thousand in 1992.

Annual payroll as a percent of operating expenses for all wholesalers increased from 46.9 percent in 1987 to 48.4 percent in 1992. The ratio for merchant wholesalers was 48.8 percent; for manufacturers' sales branches and offices it was 45.9 percent; and for agents, brokers and commission merchants it was 48.9 percent.

Figure 1. **Percent of Wholesale Sales by Type of Operation: 1992 and 1987**  
(Percents may not add to 100 because of rounding. For meaning of abbreviations and symbols, see introductory text)

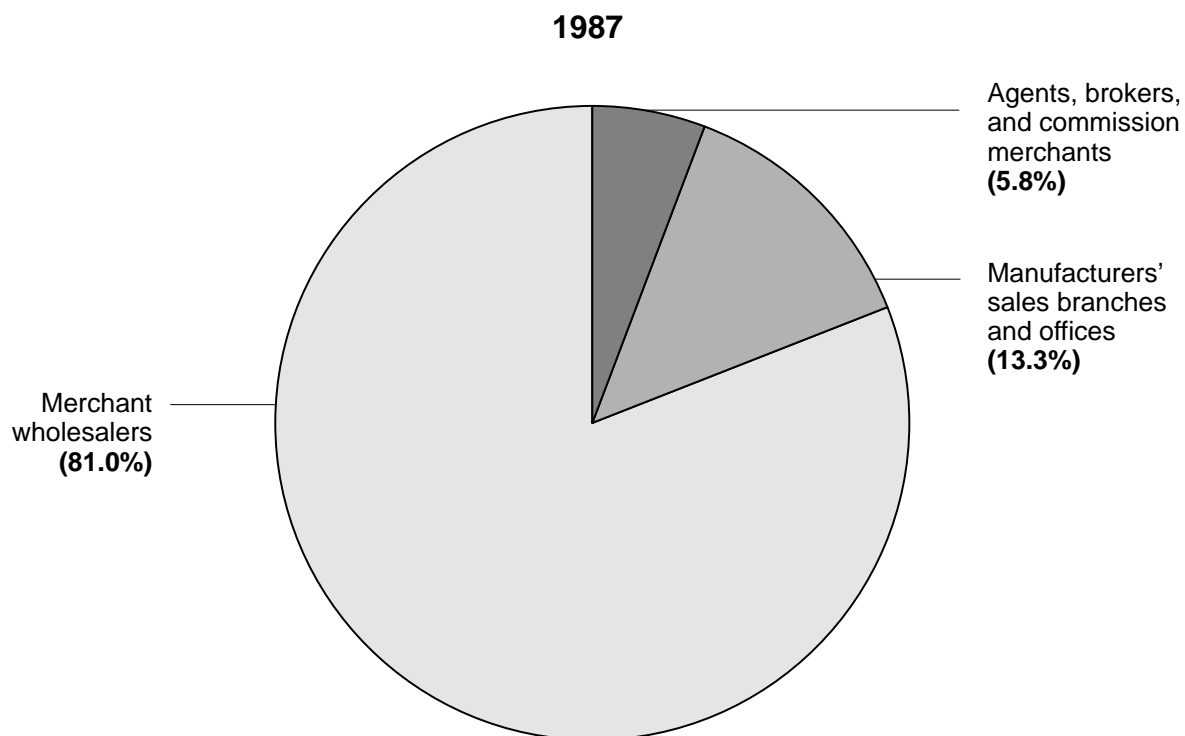
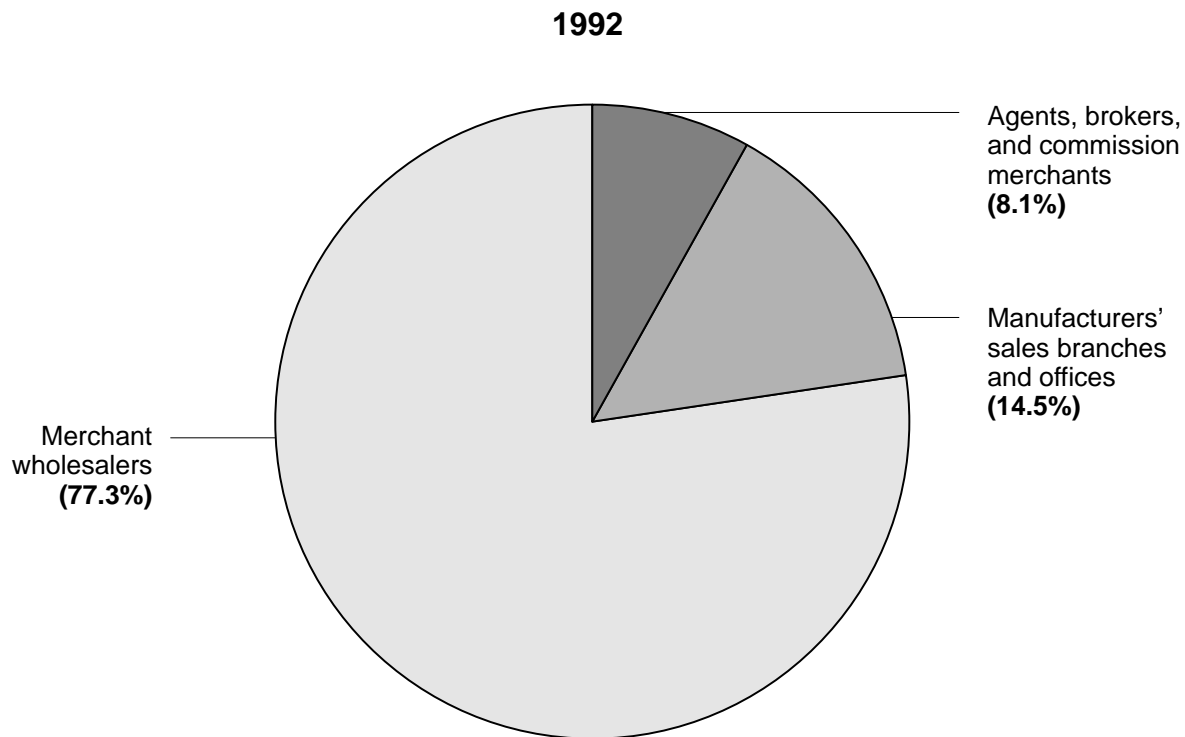



Figure 2. **Wholesale Sales by Industry Group: 1992 and 1987**  
 (Millions of dollars. For meaning of abbreviations and symbols, see introductory text)

1992   
 1987 

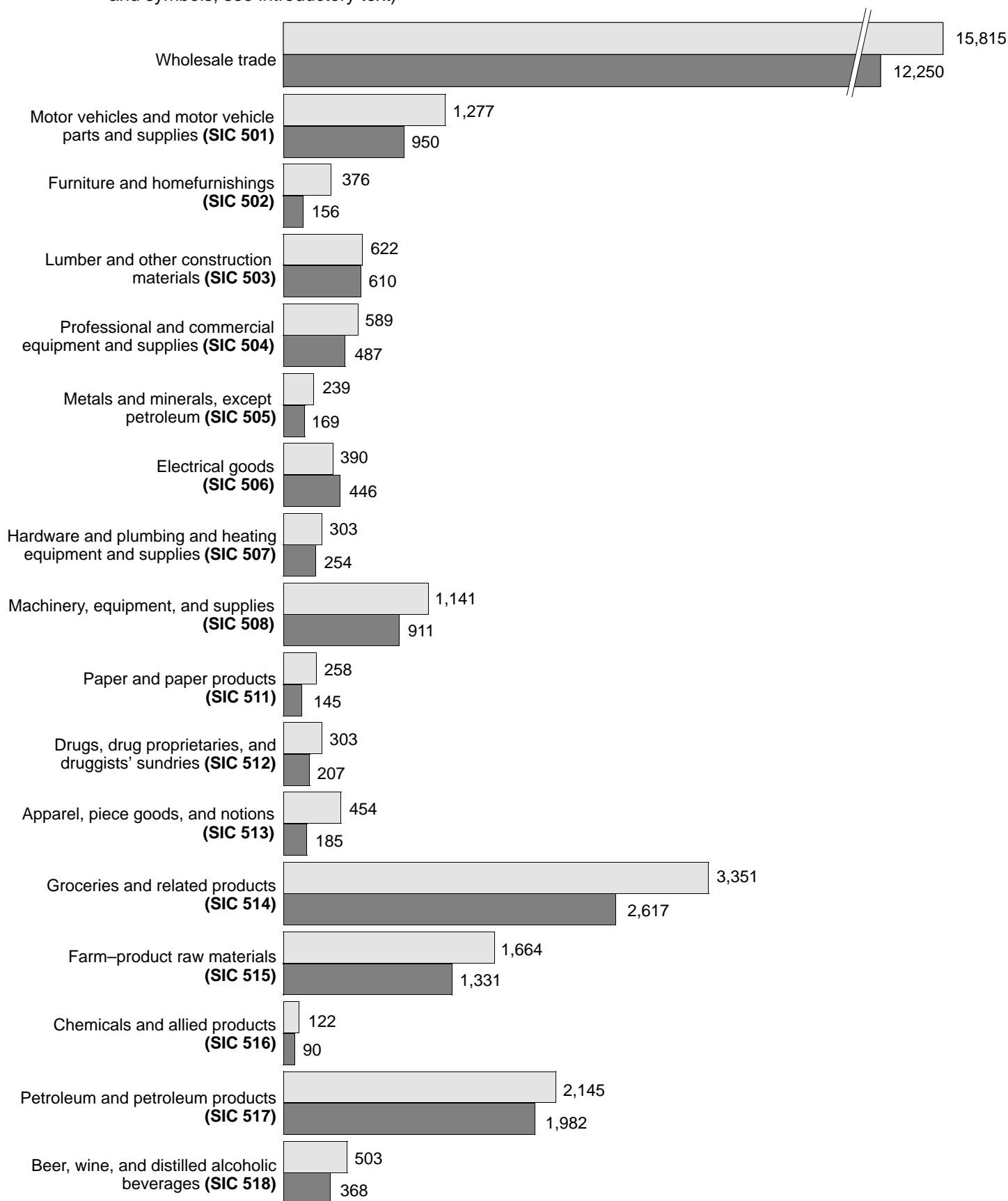


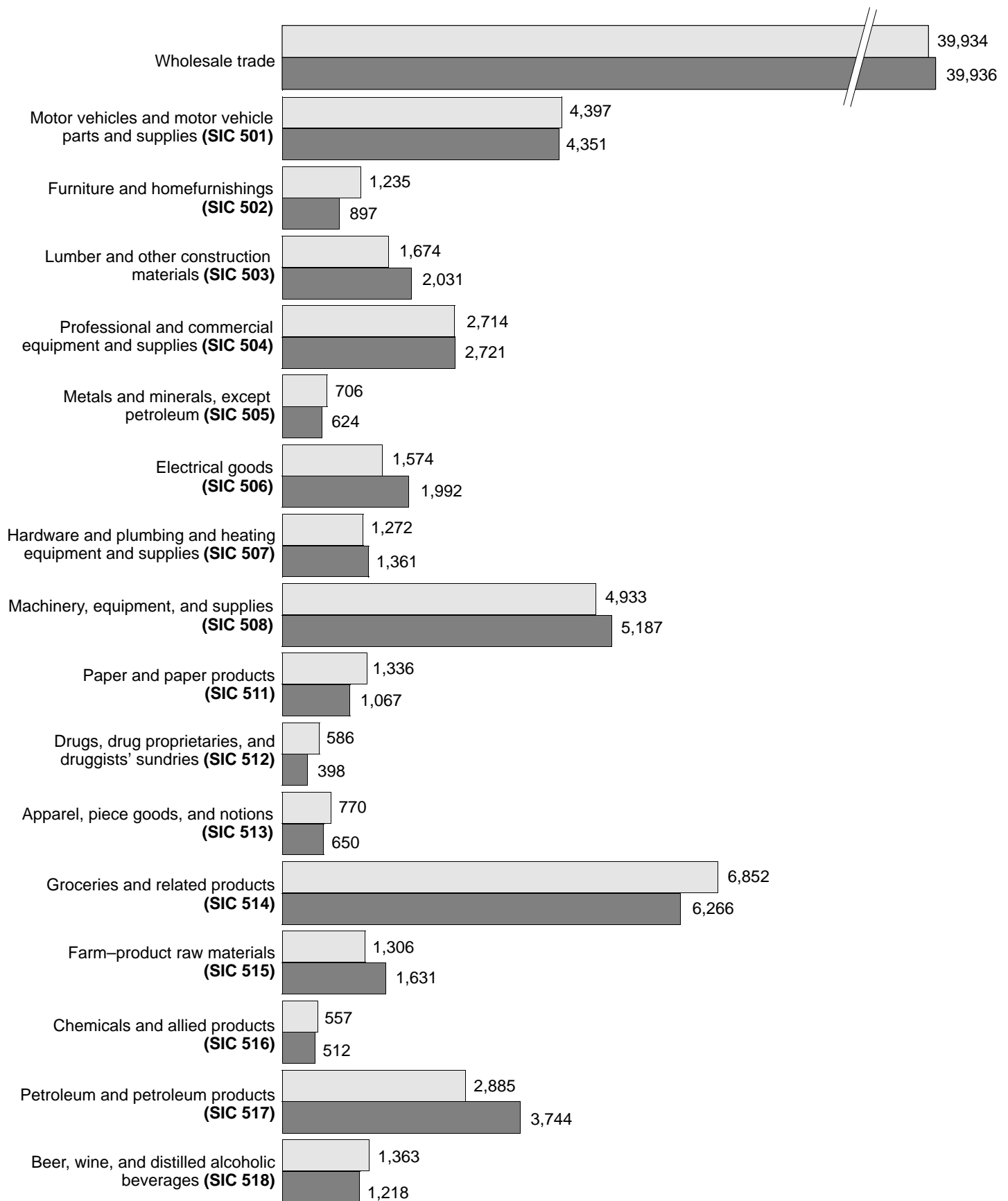


Figure 3. **Wholesale Employment by Industry Group: 1992 and 1987**  
 (Number. For meaning of abbreviations and symbols, see introductory text)

1992   
 1987 







**Table 1. Summary Statistics for the State: 1992**

[For meaning of abbreviations and symbols, see introductory text. For explanation of terms and comparability of 1987 and 1992 censuses, see appendix A]

SIC code	Type of operation and kind of business	Establishments (number)	Sales (\$1,000)	Annual payroll (\$1,000)	First-quarter payroll (\$1,000)	Paid employees for pay period including March 12 (number)	Operating expenses (\$1,000)	End-of-1991 inventories (\$1,000)	End-of-1992 inventories (\$1,000)
	<b>Wholesale trade</b> -----	<b>3 868</b>	<b>15 814 624</b>	<b>914 165</b>	<b>216 407</b>	<b>39 934</b>	<b>1 888 794</b>	<b>1 242 909</b>	<b>1 286 536</b>
	<b>TYPES OF OPERATION</b>								
	<b>Merchant wholesalers</b> -----	<b>3 477</b>	<b>12 230 922</b>	<b>779 051</b>	<b>183 585</b>	<b>35 238</b>	<b>1 597 606</b>	<b>1 091 258</b>	<b>1 143 274</b>
	Wholesale distributors and jobbers -----	3 368	11 211 714	755 136	178 543	34 250	1 547 847	1 019 564	1 072 383
	Importers -----	32	99 139	9 015	2 071	343	18 645	25 019	27 949
	Exporters -----	16	110 960	2 005	438	74	4 584	4 752	3 804
	Terminal grain elevators -----	2	(D)	(D)	(D)	BB	(D)	(D)	(D)
	Country grain elevators -----	35	130 289	3 806	771	199	9 342	22 231	21 842
	Assemblers of farm products, except country grain elevators -----	24	(D)	(D)	(D)	EE	(D)	(D)	(D)
	<b>Manufacturers' sales branches and sales offices</b> -----	<b>226</b>	<b>2 299 312</b>	<b>111 132</b>	<b>27 462</b>	<b>3 460</b>	<b>242 099</b>	<b>150 271</b>	<b>141 879</b>
	Sales branches (with stock) -----	180	1 839 571	95 867	23 492	3 093	207 724	150 271	141 879
	Sales offices (without stock) -----	46	459 741	15 265	3 970	367	34 375	-	-
	<b>Agents, brokers, and commission merchants</b> ----	<b>165</b>	<b>1 284 390</b>	<b>23 982</b>	<b>5 360</b>	<b>1 236</b>	<b>49 089</b>	<b>1 380</b>	<b>1 383</b>
	Auction companies -----	18	477 466	4 479	1 098	526	9 772	245	239
	Brokers -----	47	436 436	7 546	1 645	316	14 367	30	22
	Commission merchants -----	28	126 225	3 373	738	146	8 346	563	447
	Import agents -----	-	-	-	-	-	-	-	-
	Export agents -----	-	-	-	-	-	-	-	-
	Manufacturers' agents -----	72	244 263	8 584	1 879	248	16 604	542	675
	<b>TYPES OF OPERATION BY KIND OF BUSINESS</b>								
	<b>Wholesale trade</b> -----	<b>3 868</b>	<b>15 814 624</b>	<b>914 165</b>	<b>216 407</b>	<b>39 934</b>	<b>1 888 794</b>	<b>1 242 909</b>	<b>1 286 536</b>
<b>50</b>	<b>Durable goods</b> -----	<b>2 317</b>	<b>5 356 077</b>	<b>479 342</b>	<b>112 474</b>	<b>20 353</b>	<b>945 038</b>	<b>648 510</b>	<b>670 790</b>
501	Motor vehicles and motor vehicle parts and supplies -----	519	1 277 260	92 682	22 144	4 397	194 797	150 027	158 829
5012	Automobiles and other motor vehicles -----	91	682 628	26 087	6 074	1 162	56 790	26 566	30 546
5013	Motor vehicle supplies and new parts -----	299	385 269	44 611	10 867	2 193	96 574	98 115	101 460
5014	Tires and tubes -----	47	178 061	15 853	3 747	616	29 374	21 902	23 263
5015	Motor vehicle parts, used -----	82	31 302	6 131	1 456	426	12 059	3 444	3 560
502	Furniture and homefurnishings -----	95	375 945	28 914	7 071	1 235	53 627	16 395	16 839
5021	Furniture -----	62	318 127	22 311	5 515	907	39 541	11 986	12 817
5023	Homefurnishings -----	33	57 818	6 603	1 556	328	14 086	4 409	4 022
503	Lumber and other construction materials -----	152	621 981	38 548	9 795	1 674	71 448	46 774	46 838
5031	Lumber, plywood, millwork, and wood panels -----	82	502 506	27 093	7 211	1 152	51 903	38 211	40 449
5032	Brick, stone, and related construction materials -----	33	66 221	6 365	1 490	266	10 435	4 048	2 931
5033	Roofing, siding, and insulation materials -----	16	33 679	2 322	441	99	4 399	1 906	1 932
5039	Construction materials, n.e.c. -----	21	19 575	2 768	653	157	4 711	2 609	1 526
504	Professional and commercial equipment and supplies ----	261	588 907	77 370	18 124	2 714	137 809	37 064	39 917
5043	Photographic equipment and supplies -----	2	(D)	(D)	(D)	AA	(D)	(D)	(D)
5044	Office equipment -----	75	90 536	19 894	4 906	782	32 311	7 438	8 209
5045	Computers and computer peripheral equipment and software -----	68	162 167	23 276	5 572	648	40 832	7 412	8 642
5046	Commercial equipment, n.e.c. -----	30	(D)	(D)	(D)	CC	(D)	(D)	(D)
5047	Medical, dental, and hospital equipment and supplies ---	54	198 702	18 388	4 195	692	34 321	15 282	15 763
5048	Ophthalmic goods -----	11	51 327	3 312	625	144	7 127	540	565
5049	Professional equipment and supplies, n.e.c. -----	21	52 599	8 006	1 820	233	14 434	3 617	3 663
505	Metals and minerals, except petroleum -----	48	239 310	16 749	3 611	706	35 984	21 287	19 489
5051	Metals service centers and offices -----	47	(D)	(D)	(D)	FF	(D)	(D)	(D)
5052	Coal and other minerals and ores -----	1	(D)	(D)	(D)	AA	(D)	(D)	(D)
506	Electrical goods -----	201	389 805	39 169	9 049	1 574	73 648	39 609	38 179
5063	Electrical apparatus and equipment, wiring supplies, and construction materials -----	118	298 091	25 623	5 977	998	47 455	31 338	30 251
5064	Electrical appliances, television and radio sets -----	16	34 229	3 471	761	133	9 072	3 528	3 167
5065	Electronic parts and equipment, n.e.c. -----	67	57 485	10 075	2 311	443	17 121	4 743	4 761
507	Hardware, and plumbing and heating equipment and supplies -----	178	303 212	30 543	6 540	1 272	58 815	42 982	44 535
5072	Hardware -----	46	62 086	8 099	1 484	347	15 005	12 013	11 328
5074	Plumbing and heating equipment and supplies (hydronics) -----	64	141 597	13 616	3 126	535	25 701	15 833	16 425
5075	Warm air heating and air-conditioning equipment and supplies -----	59	88 822	7 998	1 742	347	16 488	14 170	15 752
5078	Refrigeration equipment and supplies -----	9	10 707	830	188	43	1 621	966	1 030
508	Machinery, equipment, and supplies -----	598	1 141 348	122 994	28 442	4 933	237 117	268 974	280 021
5082	Construction and mining (except petroleum) machinery and equipment -----	48	176 182	21 551	4 465	659	41 088	46 757	51 148
5083	Farm and garden machinery and equipment -----	167	405 674	36 140	8 190	1 570	67 790	156 914	157 733
5084	Industrial machinery and equipment -----	168	257 100	30 712	7 841	1 155	58 633	30 771	36 017
5085	Industrial supplies -----	137	224 509	23 160	5 327	993	46 052	25 509	25 987
5087	Service establishment equipment and supplies -----	56	57 886	8 296	1 864	422	17 240	6 136	5 876
5088	Transportation equipment and supplies, except motor vehicles -----	22	19 997	3 135	755	134	6 314	2 887	3 260
509	Miscellaneous durable goods -----	265	418 309	32 373	7 698	1 848	81 793	25 398	26 143
5091	Sporting and recreational goods and supplies -----	29	43 371	3 464	672	184	7 689	5 326	6 372
5092	Toys and hobby goods and supplies -----	6	1 906	229	49	21	601	417	610
5093	Scrap and waste materials -----	75	116 729	12 225	3 114	747	32 039	8 614	7 618
5094	Jewelry, watches, precious stones, and precious metals -	10	7 509	1 093	265	85	2 189	1 372	1 178
5099	Durable goods, n.e.c. -----	145	248 794	15 362	3 598	811	39 275	9 669	10 365

**Table 1. Summary Statistics for the State: 1992 —Con.**

[For meaning of abbreviations and symbols, see introductory text. For explanation of terms and comparability of 1987 and 1992 censuses, see appendix A]

SIC code	Type of operation and kind of business	Establishments (number)	Sales (\$1,000)	Annual payroll (\$1,000)	First-quarter payroll (\$1,000)	Paid employees for pay period including March 12 (number)	Operating expenses (\$1,000)	End-of-1991 inventories (\$1,000)	End-of-1992 inventories (\$1,000)
<b>TYPES OF OPERATION BY KIND OF BUSINESS — Con.</b>									
<b>Wholesale trade — Con.</b>									
<b>51</b>	<b>Nondurable goods</b>	<b>1 551</b>	<b>10 458 547</b>	<b>434 823</b>	<b>103 933</b>	<b>19 581</b>	<b>943 756</b>	<b>594 399</b>	<b>615 746</b>
511	Paper and paper products	123	257 618	29 764	7 797	1 336	53 887	23 591	24 237
5111	Printing and writing paper	10	61 052	6 977	2 256	234	11 484	6 115	5 619
5112	Stationery and office supplies	78	87 458	12 793	3 135	703	24 687	8 389	9 772
5113	Industrial and personal service paper	35	109 108	9 994	2 406	399	17 716	9 087	8 846
512	Drugs, drug proprietaries, and druggists' sundries	31	302 585	19 547	5 190	586	38 840	44 941	46 584
5122	Drugs, drug proprietaries, and druggists' sundries	31	302 585	19 547	5 190	586	38 840	44 941	46 584
513	Apparel, piece goods, and notions	79	453 763	16 762	3 529	770	35 931	23 045	26 435
5131	Piece goods, notions, and other dry goods	33	142 804	6 509	1 457	271	15 429	11 000	12 475
5136	Men's and boys' clothing and furnishings	22	(D)	(D)	(D)	EE	(D)	(D)	(D)
5137	Women's, children's, and infants' clothing and accessories	22	(D)	(D)	(D)	CC	(D)	(D)	(D)
5139	Footwear	2	(D)	(D)	(D)	AA	(D)	(D)	(D)
514	Groceries and related products	348	3 350 676	157 391	39 305	6 852	310 799	179 263	179 022
5141	Groceries, general line	40	1 902 014	81 247	21 049	2 946	139 774	135 228	140 408
5142	Packaged frozen foods	20	385 826	16 648	3 853	726	33 111	17 581	18 871
5143	Dairy products, except dried or canned	33	45 565	3 878	980	215	9 017	973	971
5144	Poultry and poultry products	25	292 320	3 952	840	145	15 060	1 205	1 748
5145	Confectionery	33	67 320	8 406	1 950	454	14 129	9 528	2 006
5146	Fish and seafoods	45	81 587	4 108	834	341	10 527	1 127	2 540
5147	Meats and meat products	31	123 005	6 853	1 898	480	13 974	4 350	3 541
5148	Fresh fruits and vegetables	36	57 969	4 921	1 209	298	10 829	483	478
5149	Groceries and related products, n.e.c.	85	395 070	27 378	6 692	1 247	64 378	8 788	8 459
515	Farm-product raw materials	131	1 663 567	21 878	4 368	1 306	49 439	60 397	56 459
5153	Grain and field beans	60	(D)	(D)	(D)	EE	(D)	(D)	(D)
5154	Livestock	37	524 435	5 883	1 267	658	13 638	2 847	1 896
5159	Farm-product raw materials, n.e.c.	34	(D)	(D)	(D)	EE	(D)	(D)	(D)
516	Chemicals and allied products	81	121 894	13 965	3 102	557	28 541	7 946	8 711
5162	Plastics materials and basic forms and shapes	12	31 313	4 297	856	136	8 141	3 507	3 809
5169	Chemicals and allied products, n.e.c.	69	90 581	9 668	2 246	421	20 400	4 439	4 902
517	Petroleum and petroleum products	277	2 145 178	62 896	15 200	2 885	182 243	68 745	67 727
5171	Petroleum bulk stations and terminals	232	1 902 492	55 704	13 672	2 532	164 636	64 981	64 775
5172	Petroleum and petroleum products wholesalers, except bulk stations and terminals	45	242 686	7 192	1 528	353	17 607	3 764	2 952
518	Beer, wine, and distilled alcoholic beverages	61	502 705	33 560	7 227	1 363	71 670	39 463	45 581
5181	Beer and ale	56	(D)	(D)	(D)	GG	(D)	(D)	(D)
5182	Wine and distilled alcoholic beverages	5	(D)	(D)	(D)	CC	(D)	(D)	(D)
519	Miscellaneous nondurable goods	420	1 660 561	79 060	18 215	3 926	172 406	147 008	160 990
5191	Farm supplies	257	882 210	43 933	9 563	2 142	93 081	96 789	97 242
5192	Books, periodicals, and newspapers	13	17 445	2 362	528	121	4 698	1 208	1 370
5193	Flowers, nursery stock, and florists' supplies	30	26 756	4 232	1 062	251	9 151	2 869	2 769
5194	Tobacco and tobacco products	33	662 667	20 802	5 295	999	49 505	38 767	52 198
5198	Paints, varnishes, and supplies	14	(D)	(D)	(D)	BB	(D)	(D)	(D)
5199	Nondurable goods, n.e.c.	73	(D)	(D)	(D)	EE	(D)	(D)	(D)
<b>Merchant wholesalers</b>									
<b>50</b>	<b>Durable goods</b>	<b>2 124</b>	<b>4 161 456</b>	<b>422 674</b>	<b>98 657</b>	<b>18 716</b>	<b>834 607</b>	<b>571 387</b>	<b>592 662</b>
501	Motor vehicles and motor vehicle parts and supplies	491	860 750	82 524	19 627	3 958	171 791	117 240	124 621
5012	Automobiles and other motor vehicles	86	(D)	(D)	(D)	FF	(D)	(D)	(D)
5013	Motor vehicle supplies and new parts	278	(D)	(D)	(D)	GG	(D)	(D)	(D)
5014	Tires and tubes	45	(D)	(D)	(D)	FF	(D)	(D)	(D)
5015	Motor vehicle parts, used	82	31 302	6 131	1 456	426	12 059	3 444	3 560
502	Furniture and homefurnishings	78	176 444	21 360	5 183	1 128	42 652	16 395	16 839
5021	Furniture	48	124 587	14 997	3 676	813	29 198	11 986	12 817
5023	Homefurnishings	30	51 857	6 363	1 507	315	13 454	4 409	4 022
503	Lumber and other construction materials	136	541 180	35 857	9 144	1 556	65 240	43 560	45 494
5031	Lumber, plywood, millwork, and wood panels	78	(D)	(D)	(D)	GG	(D)	(D)	(D)
5032	Brick, stone, and related construction materials	24	43 507	5 273	1 216	219	8 140	1 899	1 594
5033	Roofing, siding, and insulation materials	16	33 679	2 322	441	99	4 399	1 906	1 932
5039	Construction materials, n.e.c.	18	(D)	(D)	(D)	CC	(D)	(D)	(D)
504	Professional and commercial equipment and supplies	232	450 793	58 298	13 482	2 302	103 317	32 539	34 646
5043	Photographic equipment and supplies	2	(D)	(D)	(D)	AA	(D)	(D)	(D)
5044	Office equipment	64	61 195	14 862	3 642	647	23 013	6 366	7 133
5045	Computers and computer peripheral equipment and software	58	81 868	10 479	2 479	410	19 101	5 379	5 619
5046	Commercial equipment, n.e.c.	28	(D)	(D)	(D)	CC	(D)	(D)	(D)
5047	Medical, dental, and hospital equipment and supplies	51	176 172	17 271	3 933	661	31 353	13 862	14 591
5048	Ophthalmic goods	8	(D)	(D)	(D)	CC	(D)	(D)	(D)
5049	Professional equipment and supplies, n.e.c.	21	52 599	8 006	1 820	233	14 434	3 617	3 663
505	Metals and minerals, except petroleum	41	172 182	15 660	3 361	657	33 161	19 062	17 384
5051	Metals service centers and offices	40	(D)	(D)	(D)	FF	(D)	(D)	(D)
5052	Coal and other minerals and ores	1	(D)	(D)	(D)	AA	(D)	(D)	(D)
506	Electrical goods	174	295 129	35 504	8 221	1 454	67 494	37 184	36 067
5063	Electrical apparatus and equipment, wiring supplies, and construction materials	96	212 712	22 832	5 361	917	42 514	29 071	28 292
5064	Electrical appliances, television and radio sets	15	(D)	(D)	(D)	CC	(D)	(D)	(D)
5065	Electronic parts and equipment, n.e.c.	63	(D)	(D)	(D)	EE	(D)	(D)	(D)

**Table 1. Summary Statistics for the State: 1992 —Con.**

[For meaning of abbreviations and symbols, see introductory text. For explanation of terms and comparability of 1987 and 1992 censuses, see appendix A]

SIC code	Type of operation and kind of business	Estab-lish-ments (number)	Sales (\$1,000)	Annual payroll (\$1,000)	First-quarter payroll (\$1,000)	Paid employees for pay period including March 12 (number)	Operating expenses (\$1,000)	End-of-1991 inventories (\$1,000)	End-of-1992 inventories (\$1,000)
<b>TYPES OF OPERATION BY KIND OF BUSINESS — Con.</b>									
<b>Merchant wholesalers — Con.</b>									
<b>50</b>	<b>Durable goods — Con.</b>								
507	Hardware, and plumbing and heating equipment and supplies	167	263 814	28 904	6 197	1 232	55 577	42 727	44 239
5072	Hardware	44	(D)	(D)	(D)	EE	(D)	(D)	(D)
5074	Plumbing and heating equipment and supplies (hydronics)	59	119 849	12 547	2 900	512	23 906	15 637	16 228
5075	Warm air heating and air-conditioning equipment and supplies	56	(D)	(D)	(D)	EE	(D)	(D)	(D)
5078	Refrigeration equipment and supplies	8	(D)	(D)	(D)	BB	(D)	(D)	(D)
508	Machinery, equipment, and supplies	554	1 028 490	113 726	26 107	4 658	217 958	238 164	248 165
5082	Construction and mining (except petroleum) machinery and equipment	48	176 182	21 551	4 465	659	41 088	46 757	51 148
5083	Farm and garden machinery and equipment	162	368 494	32 390	7 263	1 473	58 809	128 867	128 858
5084	Industrial machinery and equipment	140	204 057	26 775	6 844	1 046	51 333	28 507	33 559
5085	Industrial supplies	131	206 808	22 678	5 249	981	45 118	25 066	25 540
5087	Service establishment equipment and supplies	54	(D)	(D)	(D)	EE	(D)	(D)	(D)
5088	Transportation equipment and supplies, except motor vehicles	19	(D)	(D)	(D)	BB	(D)	(D)	(D)
509	Miscellaneous durable goods	251	372 674	30 841	7 335	1 771	77 417	24 516	25 207
5091	Sporting and recreational goods and supplies	25	29 673	3 010	567	170	6 534	4 960	5 983
5092	Toys and hobby goods and supplies	5	(D)	(D)	(D)	AA	(D)	(D)	(D)
5093	Scrap and waste materials	73	(D)	(D)	(D)	FF	(D)	(D)	(D)
5094	Jewelry, watches, precious stones, and precious metals	10	7 509	1 093	265	85	2 189	1 372	1 178
5099	Durable goods, n.e.c.	138	(D)	(D)	(D)	FF	(D)	(D)	(D)
<b>51</b>	<b>Nondurable goods</b>	<b>1 353</b>	<b>8 069 466</b>	<b>356 377</b>	<b>84 928</b>	<b>16 522</b>	<b>762 999</b>	<b>519 871</b>	<b>550 612</b>
511	Paper and paper products	109	187 967	25 076	6 695	1 182	45 669	21 022	21 426
5111	Printing and writing paper	9	(D)	(D)	(D)	CC	(D)	(D)	(D)
5112	Stationery and office supplies	71	(D)	(D)	(D)	FF	(D)	(D)	(D)
5113	Industrial and personal service paper	29	76 214	9 063	2 215	365	15 987	9 025	8 778
512	Drugs, drug proprietaries, and druggists' sundries	28	(D)	(D)	(D)	EE	(D)	(D)	(D)
5122	Drugs, drug proprietaries, and druggists' sundries	28	(D)	(D)	(D)	EE	(D)	(D)	(D)
513	Apparel, piece goods, and notions	66	142 463	10 330	2 344	527	24 400	14 309	16 265
5131	Piece goods, notions, and other dry goods	26	(D)	(D)	(D)	CC	(D)	(D)	(D)
5136	Men's and boys' clothing and furnishings	19	48 881	4 312	984	235	10 105	5 481	5 135
5137	Women's, children's, and infants' clothing and accessories	19	(D)	(D)	(D)	BB	(D)	(D)	(D)
5139	Footwear	2	(D)	(D)	(D)	AA	(D)	(D)	(D)
514	Groceries and related products	264	2 607 029	123 501	31 290	5 353	232 796	163 378	170 567
5141	Groceries, general line	33	1 765 056	78 531	20 566	2 843	135 716	135 228	140 408
5142	Packaged frozen foods	13	317 600	15 187	3 496	663	30 233	17 564	18 859
5143	Dairy products, except dried or canned	21	(D)	(D)	(D)	BB	(D)	(D)	(D)
5144	Poultry and poultry products	17	173 290	2 918	616	103	9 483	454	1 036
5145	Confectionery	29	(D)	(D)	(D)	CC	(D)	(D)	(D)
5146	Fish and seafoods	43	(D)	(D)	(D)	EE	(D)	(D)	(D)
5147	Meats and meat products	28	(D)	(D)	(D)	EE	(D)	(D)	(D)
5148	Fresh fruits and vegetables	34	(D)	(D)	(D)	EE	(D)	(D)	(D)
5149	Groceries and related products, n.e.c.	46	98 774	6 980	1 709	363	13 553	3 934	3 733
515	Farm-product raw materials	105	1 427 413	19 004	3 729	877	42 022	60 073	56 137
5153	Grain and field beans	59	(D)	(D)	(D)	EE	(D)	(D)	(D)
5154	Livestock	19	358 247	3 861	790	251	8 652	2 623	1 674
5159	Farm-product raw materials, n.e.c.	27	(D)	(D)	(D)	EE	(D)	(D)	(D)
516	Chemicals and allied products	69	82 094	11 382	2 494	467	22 969	6 433	6 984
5162	Plastics materials and basic forms and shapes	12	31 313	4 297	856	136	8 141	3 507	3 809
5169	Chemicals and allied products, n.e.c.	57	50 781	7 085	1 638	331	14 828	2 926	3 175
517	Petroleum and petroleum products	245	1 345 243	49 756	11 757	2 559	145 650	34 416	38 036
5171	Petroleum bulk stations and terminals	203	1 201 883	42 794	10 283	2 212	129 468	32 223	35 722
5172	Petroleum and petroleum products wholesalers, except bulk stations and terminals	42	143 360	6 962	1 474	347	16 182	2 193	2 314
518	Beer, wine, and distilled alcoholic beverages	58	(D)	(D)	(D)	GG	(D)	(D)	(D)
5181	Beer and ale	56	(D)	(D)	(D)	GG	(D)	(D)	(D)
5182	Wine and distilled alcoholic beverages	2	(D)	(D)	(D)	CC	(D)	(D)	(D)
519	Miscellaneous nondurable goods	409	(D)	(D)	(D)	HH	(D)	(D)	(D)
5191	Farm supplies	250	799 442	42 638	9 312	2 099	90 748	88 011	88 320
5192	Books, periodicals, and newspapers	12	(D)	(D)	(D)	CC	(D)	(D)	(D)
5193	Flowers, nursery stock, and florists' supplies	30	26 756	4 232	1 062	251	9 151	2 869	2 769
5194	Tobacco and tobacco products	33	662 667	20 802	5 295	999	49 505	38 767	52 198
5198	Paints, varnishes, and supplies	11	(D)	(D)	(D)	BB	(D)	(D)	(D)
5199	Nondurable goods, n.e.c.	73	(D)	(D)	(D)	EE	(D)	(D)	(D)
<b>Manufacturers' sales branches and sales offices</b>									
<b>50</b>	<b>Durable goods</b>	<b>103</b>	<b>603 137</b>	<b>44 334</b>	<b>10 948</b>	<b>1 172</b>	<b>84 149</b>	<b>76 105</b>	<b>77 100</b>
501	Motor vehicles and motor vehicle parts and supplies	23	(D)	(D)	(D)	EE	(D)	(D)	(D)
502	Furniture and homefurnishings	2	(D)	(D)	(D)	BB	(D)	(D)	(D)
503	Lumber and other construction materials	12	74 683	2 478	627	111	5 849	3 196	1 337
504	Professional and commercial equipment and supplies	14	116 227	17 394	4 262	346	30 111	4 339	5 088
505	Metals and minerals, except petroleum	6	(D)	(D)	(D)	BB	(D)	(D)	(D)
506	Electrical goods	14	53 997	2 342	565	82	3 833	2 425	2 104

**Table 1. Summary Statistics for the State: 1992 —Con.**

[For meaning of abbreviations and symbols, see introductory text. For explanation of terms and comparability of 1987 and 1992 censuses, see appendix A]

SIC code	Type of operation and kind of business	Estab-lish-ments (number)	Sales (\$1,000)	Annual payroll (\$1,000)	First-quarter payroll (\$1,000)	Paid employees for pay period including March 12 (number)	Operating expenses (\$1,000)	End-of-1991 inventories (\$1,000)	End-of-1992 inventories (\$1,000)
<b>TYPES OF OPERATION BY KIND OF BUSINESS — Con.</b>									
<b>Manufacturers' sales branches and sales offices — Con.</b>									
<b>50</b>	<b>Durable goods — Con.</b>								
507	Hardware, and plumbing and heating equipment and supplies -----	1	(D)	(D)	(D)	AA	(D)	(D)	(D)
508	Machinery, equipment, and supplies -----	28	77 736	7 599	1 969	228	15 929	30 676	31 731
509	Miscellaneous durable goods -----	3	(D)	(D)	(D)	AA	(D)	(D)	(D)
<b>51</b>	<b>Nondurable goods -----</b>	<b>123</b>	<b>1 696 175</b>	<b>66 798</b>	<b>16 514</b>	<b>2 288</b>	<b>157 950</b>	<b>74 166</b>	<b>64 779</b>
511	Paper and paper products -----	9	37 358	3 808	923	121	6 665	2 561	2 800
512	Drugs, drug proprietaries, and druggists' sundries -----	3	(D)	(D)	(D)	CC	(D)	(D)	(D)
513	Apparel, piece goods, and notions -----	8	268 194	6 054	1 097	224	10 784	8 706	10 148
514	Groceries and related products -----	52	402 672	27 288	6 616	1 244	66 820	15 885	8 455
515	Farm-product raw materials -----	—	—	—	—	—	—	—	—
516	Chemicals and allied products -----	11	(D)	(D)	(D)	BB	(D)	(D)	(D)
517	Petroleum and petroleum products -----	29	790 983	12 796	3 368	311	35 905	34 329	29 691
518	Beer, wine, and distilled alcoholic beverages -----	1	(D)	(D)	(D)	AA	(D)	(D)	(D)
519	Miscellaneous nondurable goods -----	10	80 847	1 796	390	62	3 389	9 094	9 204
	<b>Agents, brokers, and commission merchants ----</b>	<b>165</b>	<b>1 284 390</b>	<b>23 982</b>	<b>5 360</b>	<b>1 236</b>	<b>49 089</b>	<b>1 380</b>	<b>1 383</b>
<b>50</b>	<b>Durable goods -----</b>	<b>90</b>	<b>591 484</b>	<b>12 334</b>	<b>2 869</b>	<b>465</b>	<b>26 282</b>	<b>1 018</b>	<b>1 028</b>
501	Motor vehicles and motor vehicle parts and supplies -----	5	(D)	(D)	(D)	CC	(D)	(D)	(D)
502	Furniture and homefurnishings -----	15	(D)	(D)	(D)	BB	(D)	(D)	(D)
503	Lumber and other construction materials -----	4	6 118	213	24	7	359	18	7
504	Professional and commercial equipment and supplies -----	15	21 887	1 678	380	66	4 381	186	183
505	Metals and minerals, except petroleum -----	1	(D)	(D)	(D)	AA	(D)	(D)	(D)
506	Electrical goods -----	13	40 679	1 323	263	38	2 321	—	8
507	Hardware, and plumbing and heating equipment and supplies -----	10	(D)	(D)	(D)	BB	(D)	(D)	(D)
508	Machinery, equipment, and supplies -----	16	35 122	1 669	366	47	3 230	134	125
509	Miscellaneous durable goods -----	11	(D)	(D)	(D)	BB	(D)	(D)	(D)
<b>51</b>	<b>Nondurable goods -----</b>	<b>75</b>	<b>692 906</b>	<b>11 648</b>	<b>2 491</b>	<b>771</b>	<b>22 807</b>	<b>362</b>	<b>355</b>
511	Paper and paper products -----	5	32 293	880	179	33	1 553	8	11
512	Drugs, drug proprietaries, and druggists' sundries -----	—	—	—	—	—	—	—	—
513	Apparel, piece goods, and notions -----	5	43 106	378	88	19	747	30	22
514	Groceries and related products -----	32	340 975	6 602	1 399	255	11 183	—	—
515	Farm-product raw materials -----	26	236 154	2 874	639	429	7 417	324	322
516	Chemicals and allied products -----	1	(D)	(D)	(D)	AA	(D)	(D)	(D)
517	Petroleum and petroleum products -----	3	8 952	344	75	15	688	—	—
518	Beer, wine, and distilled alcoholic beverages -----	2	(D)	(D)	(D)	AA	(D)	(D)	(D)
519	Miscellaneous nondurable goods -----	1	(D)	(D)	(D)	AA	(D)	(D)	(D)

**Table 2. Selected Ratios for the State: 1992**

[For meaning of abbreviations and symbols, see introductory text. For explanation of terms and comparability of 1987 and 1992 censuses, see appendix A]

SIC code	Type of operation and kind of business	Sales		Annual payroll		Employees per establishment <sup>1</sup> (number)	Operating expenses as percent of sales	End-of-1992 inventories as percent of sales
		Per establishment (dollars)	Per employee <sup>1</sup> (dollars)	Per employee <sup>1</sup> (dollars)	As percent of operating expenses			
	<b>Wholesale trade -----</b>	<b>4 088 579</b>	<b>396 019</b>	<b>22 892</b>	<b>48.4</b>	<b>10</b>	<b>11.9</b>	<b>8.1</b>
<b>50</b>	<b>Durable goods -----</b>	<b>2 311 643</b>	<b>263 159</b>	<b>23 551</b>	<b>50.7</b>	<b>9</b>	<b>17.6</b>	<b>12.5</b>
501	Motor vehicles and motor vehicle parts and supplies -----	2 461 002	290 484	21 078	47.6	8	15.3	12.4
5012	Automobiles and other motor vehicles -----	7 501 407	587 460	22 450	45.9	13	8.3	4.5
5013	Motor vehicle supplies and new parts -----	1 288 525	175 681	20 342	46.2	7	25.1	26.3
5014	Tires and tubes -----	3 788 532	289 060	25 735	54.0	13	16.5	13.1
5015	Motor vehicle parts, used -----	381 732	73 479	14 392	50.8	5	38.5	11.4
502	Furniture and home furnishings -----	3 957 316	304 409	23 412	53.9	13	14.3	4.5
5021	Furniture -----	5 131 081	350 746	24 599	56.4	15	12.4	4.0
5023	Home furnishings -----	1 752 061	176 274	20 131	46.9	10	24.4	7.0
503	Lumber and other construction materials -----	4 091 980	371 554	23 027	54.0	11	11.5	7.5
5031	Lumber, plywood, millwork, and wood panels -----	6 128 122	436 203	23 518	52.2	14	10.3	8.0
5032	Brick, stone, and related construction materials -----	2 006 697	248 951	23 929	61.0	8	15.8	4.4
5033	Roofing, siding, and insulation materials -----	2 104 938	340 192	23 455	52.8	6	13.1	5.7
5039	Construction materials, n.e.c. -----	932 143	124 682	17 631	58.8	7	24.1	7.8
504	Professional and commercial equipment and supplies -----	2 256 349	216 989	28 508	56.1	10	23.4	6.8
5043	Photographic equipment and supplies -----	(D)	(D)	(D)	(D)	(D)	(D)	(D)
5044	Office equipment -----	1 207 147	115 775	25 440	61.6	10	35.7	9.1
5045	Computers and computer peripheral equipment and software -----	2 384 809	250 258	35 920	57.0	10	25.2	5.3
5046	Commercial equipment, n.e.c. -----	(D)	(D)	(D)	(D)	(D)	(D)	(D)
5047	Medical, dental, and hospital equipment and supplies -----	3 679 667	287 142	26 572	53.6	13	17.3	7.9
5048	Ophthalmic goods -----	4 666 091	356 438	23 000	46.5	13	13.9	1.1
5049	Professional equipment and supplies, n.e.c. -----	2 504 714	225 747	34 361	55.5	11	27.4	7.0
505	Metals and minerals, except petroleum -----	4 985 625	338 966	23 724	46.5	15	15.0	8.1
5051	Metals service centers and offices -----	(D)	(D)	(D)	(D)	(D)	(D)	(D)
5052	Coal and other minerals and ores -----	(D)	(D)	(D)	(D)	(D)	(D)	(D)
506	Electrical goods -----	1 939 328	247 652	24 885	53.2	8	18.9	9.8
5063	Electrical apparatus and equipment, wiring supplies, and construction materials -----	2 526 195	298 688	25 674	54.0	8	15.9	10.1
5064	Electrical appliances, television and radio sets -----	2 139 313	257 361	26 098	38.3	8	26.5	9.3
5065	Electronic parts and equipment, n.e.c. -----	857 985	129 763	22 743	58.8	7	29.8	8.3
507	Hardware, and plumbing and heating equipment and supplies -----	1 703 438	238 374	24 012	51.9	7	19.4	14.7
5072	Hardware -----	1 349 696	178 922	23 340	54.0	8	24.2	18.2
5074	Plumbing and heating equipment and supplies (hydronics) -----	2 212 453	264 667	25 450	53.0	8	18.2	11.6
5075	Warm air heating and air-conditioning equipment and supplies -----	1 505 458	255 971	23 049	48.5	6	18.6	17.7
5078	Refrigeration equipment and supplies -----	1 189 667	249 000	19 302	51.2	5	15.1	9.6
508	Machinery, equipment, and supplies -----	1 908 609	231 370	24 933	51.9	8	20.8	24.5
5082	Construction and mining (except petroleum) machinery and equipment -----	3 670 458	267 347	32 703	52.5	14	23.3	29.0
5083	Farm and garden machinery and equipment -----	2 429 186	258 391	23 019	53.3	9	16.7	38.9
5084	Industrial machinery and equipment -----	1 530 357	222 597	26 590	52.4	7	22.8	14.0
5085	Industrial supplies -----	1 638 752	226 092	23 323	50.3	7	20.5	11.6
5087	Service establishment equipment and supplies -----	1 033 679	137 171	19 659	48.1	8	29.8	10.2
5088	Transportation equipment and supplies, except motor vehicles -----	908 955	149 231	23 396	49.7	6	31.6	16.3
509	Miscellaneous durable goods -----	1 578 525	226 358	17 518	39.6	7	19.6	6.2
5091	Sporting and recreational goods and supplies -----	1 495 552	235 712	18 826	45.1	6	17.7	14.7
5092	Toys and hobby goods and supplies -----	317 667	90 762	10 905	38.1	4	31.5	32.0
5093	Scrap and waste materials -----	1 556 387	156 264	16 365	38.2	10	27.4	6.5
5094	Jewelry, watches, precious stones, and precious metals -----	750 900	88 341	12 859	49.9	9	29.2	15.7
5099	Durable goods, n.e.c. -----	1 715 821	306 774	18 942	39.1	6	15.8	4.2
<b>51</b>	<b>Nondurable goods -----</b>	<b>6 743 099</b>	<b>534 117</b>	<b>22 206</b>	<b>46.1</b>	<b>13</b>	<b>9.0</b>	<b>5.9</b>
511	Paper and paper products -----	2 094 455	192 828	22 278	55.2	11	20.9	9.4
5111	Printing and writing paper -----	6 105 200	260 906	29 816	60.8	23	18.8	9.2
5112	Stationery and office supplies -----	1 121 256	124 407	18 198	51.8	9	28.2	11.2
5113	Industrial and personal service paper -----	3 117 371	273 454	25 048	56.4	11	16.2	8.1
512	Drugs, drug proprietaries, and druggists' sundries -----	9 760 806	516 357	33 357	50.3	19	12.8	15.4
5122	Drugs, drug proprietaries, and druggists' sundries -----	9 760 806	516 357	33 357	50.3	19	12.8	15.4
513	Apparel, piece goods, and notions -----	5 743 835	589 303	21 769	46.7	10	7.9	5.8
5131	Piece goods, notions, and other dry goods -----	4 327 394	526 952	24 018	42.2	8	10.8	8.7
5136	Men's and boys' clothing and furnishings -----	(D)	(D)	(D)	(D)	(D)	(D)	(D)
5137	Women's, children's, and infants' clothing and accessories -----	(D)	(D)	(D)	(D)	(D)	(D)	(D)
5139	Footwear -----	(D)	(D)	(D)	(D)	(D)	(D)	(D)
514	Groceries and related products -----	9 628 379	489 007	22 970	50.6	20	9.3	5.3
5141	Groceries, general line -----	47 550 350	645 626	27 579	58.1	74	7.3	7.4
5142	Packaged frozen foods -----	19 291 300	531 441	22 931	50.3	36	8.6	4.9
5143	Dairy products, except dried or canned -----	1 380 758	211 930	18 037	43.0	7	19.8	2.1
5144	Poultry and poultry products -----	11 692 800	2 016 000	27 255	26.2	6	5.2	.6
5145	Confectionery -----	2 040 000	148 282	18 515	59.5	14	21.0	3.0
5146	Fish and seafoods -----	1 813 044	239 258	12 047	39.0	8	12.9	3.1
5147	Meats and meat products -----	3 967 903	256 260	14 277	49.0	15	11.4	2.9
5148	Fresh fruits and vegetables -----	1 610 250	194 527	16 513	45.4	8	18.7	.8
5149	Groceries and related products, n.e.c. -----	4 647 882	316 816	21 955	42.5	15	16.3	2.1
515	Farm-product raw materials -----	12 698 985	1 273 788	16 752	44.3	10	3.0	3.4
5153	Grain and field beans -----	(D)	(D)	(D)	(D)	(D)	(D)	(D)
5154	Livestock -----	14 173 919	797 014	8 941	43.1	18	2.6	.4
5159	Farm-product raw materials, n.e.c. -----	(D)	(D)	(D)	(D)	(D)	(D)	(D)
516	Chemicals and allied products -----	1 504 864	218 840	25 072	48.9	7	23.4	7.1
5162	Plastics materials and basic forms and shapes -----	2 609 417	230 243	31 596	52.8	11	26.0	12.2
5169	Chemicals and allied products, n.e.c. -----	1 312 768	215 157	22 964	47.4	6	22.5	5.4

See footnotes at end of table.

**WHOLESALE TRADE—GEOGRAPHIC AREA SERIES**

**MISSISSIPPI MS-11**

**Table 2. Selected Ratios for the State: 1992 – Con.**

[For meaning of abbreviations and symbols, see introductory text. For explanation of terms and comparability of 1987 and 1992 censuses, see appendix A]

SIC code	Type of operation and kind of business	Sales		Annual payroll		Employees per establishment <sup>1</sup> (number)	Operating expenses as percent of sales	End-of-1992 inventories as percent of sales
		Per establishment (dollars)	Per employee <sup>1</sup> (dollars)	Per employee <sup>1</sup> (dollars)	As percent of operating expenses			
	<b>Wholesale trade – Con.</b>							
<b>51</b>	<b>Nondurable goods – Con.</b>							
517	Petroleum and petroleum products .....	7 744 325	743 563	21 801	34.5	10	8.5	3.2
5171	Petroleum bulk stations and terminals .....	8 200 397	751 379	22 000	33.8	11	8.7	3.4
5172	Petroleum and petroleum products wholesalers, except bulk stations and terminals .....	5 393 022	687 496	20 374	40.8	8	7.3	1.2
518	Beer, wine, and distilled alcoholic beverages .....	8 241 066	368 822	24 622	46.8	22	14.3	9.1
5181	Beer and ale .....	(D)	(D)	(D)	(D)	(D)	(D)	(D)
5182	Wine and distilled alcoholic beverages .....	(D)	(D)	(D)	(D)	(D)	(D)	(D)
519	Miscellaneous nondurable goods .....	3 953 717	422 965	20 138	45.9	9	10.4	9.7
5191	Farm supplies .....	3 432 724	411 863	20 510	47.2	8	10.6	11.0
5192	Books, periodicals, and newspapers .....	1 341 923	144 174	19 521	50.3	9	28.9	7.9
5193	Flowers, nursery stock, and florists' supplies .....	891 867	106 598	16 861	46.2	8	34.2	10.3
5194	Tobacco and tobacco products .....	20 080 818	663 330	20 823	42.0	30	7.5	7.9
5198	Paints, varnishes, and supplies .....	(D)	(D)	(D)	(D)	(D)	(D)	(D)
5199	Nondurable goods, n.e.c. ....	(D)	(D)	(D)	(D)	(D)	(D)	(D)
	<b>Merchant wholesalers .....</b>	<b>3 517 665</b>	<b>347 095</b>	<b>22 108</b>	<b>48.8</b>	<b>10</b>	<b>13.1</b>	<b>9.3</b>
<b>50</b>	<b>Durable goods .....</b>	<b>1 959 254</b>	<b>222 348</b>	<b>22 584</b>	<b>50.6</b>	<b>9</b>	<b>20.1</b>	<b>14.2</b>
501	Motor vehicles and motor vehicle parts and supplies .....	1 753 055	217 471	20 850	48.0	8	20.0	14.5
5012	Automobiles and other motor vehicles .....	(D)	(D)	(D)	(D)	(D)	(D)	(D)
5013	Motor vehicle supplies and new parts .....	(D)	(D)	(D)	(D)	(D)	(D)	(D)
5014	Tires and tubes .....	(D)	(D)	(D)	(D)	(D)	(D)	(D)
5015	Motor vehicle parts, used .....	381 732	73 479	14 392	50.8	5	38.5	11.4
502	Furniture and home furnishings .....	2 262 103	156 422	18 936	50.1	14	24.2	9.5
5021	Furniture .....	2 595 563	153 244	18 446	51.4	17	23.4	10.3
5023	Home furnishings .....	1 728 567	164 625	20 200	47.3	11	25.9	7.8
503	Lumber and other construction materials .....	3 979 265	347 802	23 044	55.0	11	12.1	8.4
5031	Lumber, plywood, millwork, and wood panels .....	(D)	(D)	(D)	(D)	(D)	(D)	(D)
5032	Brick, stone, and related construction materials .....	1 812 792	198 662	24 078	64.8	9	18.7	3.7
5033	Roofing, siding, and insulation materials .....	2 104 938	340 192	23 455	52.8	6	13.1	5.7
5039	Construction materials, n.e.c. ....	(D)	(D)	(D)	(D)	(D)	(D)	(D)
504	Professional and commercial equipment and supplies .....	1 943 073	195 827	25 325	56.4	10	22.9	7.7
5043	Photographic equipment and supplies .....	(D)	(D)	(D)	(D)	(D)	(D)	(D)
5044	Office equipment .....	956 172	94 583	22 971	64.6	10	37.6	11.7
5045	Computers and computer peripheral equipment and software .....	1 411 517	199 678	25 559	54.9	7	23.3	6.9
5046	Commercial equipment, n.e.c. ....	(D)	(D)	(D)	(D)	(D)	(D)	(D)
5047	Medical, dental, and hospital equipment and supplies .....	3 454 353	266 523	26 129	55.1	13	17.8	8.3
5048	Ophthalmic goods .....	(D)	(D)	(D)	(D)	(D)	(D)	(D)
5049	Professional equipment and supplies, n.e.c. ....	2 504 714	225 747	34 361	55.5	11	27.4	7.0
505	Metals and minerals, except petroleum .....	4 199 561	262 073	23 836	47.2	16	19.3	10.1
5051	Metals service centers and offices .....	(D)	(D)	(D)	(D)	(D)	(D)	(D)
5052	Coal and other minerals and ores .....	(D)	(D)	(D)	(D)	(D)	(D)	(D)
506	Electrical goods .....	1 696 144	202 977	24 418	52.6	8	22.9	12.2
5063	Electrical apparatus and equipment, wiring supplies, and construction materials .....	2 215 750	231 965	24 899	53.7	10	20.0	13.3
5064	Electrical appliances, television and radio sets .....	(D)	(D)	(D)	(D)	(D)	(D)	(D)
5065	Electronic parts and equipment, n.e.c. ....	(D)	(D)	(D)	(D)	(D)	(D)	(D)
507	Hardware, and plumbing and heating equipment and supplies .....	1 579 725	214 135	23 461	52.0	7	21.1	16.8
5072	Hardware .....	(D)	(D)	(D)	(D)	(D)	(D)	(D)
5074	Plumbing and heating equipment and supplies (hydronics) .....	2 031 339	234 080	24 506	52.5	9	19.9	13.5
5075	Warm air heating and air-conditioning equipment and supplies .....	(D)	(D)	(D)	(D)	(D)	(D)	(D)
5078	Refrigeration equipment and supplies .....	(D)	(D)	(D)	(D)	(D)	(D)	(D)
508	Machinery, equipment, and supplies .....	1 856 480	220 801	24 415	52.2	8	21.2	24.1
5082	Construction and mining (except petroleum) machinery and equipment .....	3 670 458	267 347	32 703	52.5	14	23.3	29.0
5083	Farm and garden machinery and equipment .....	2 274 654	250 166	21 989	55.1	9	18.0	35.0
5084	Industrial machinery and equipment .....	1 457 550	195 083	25 598	52.2	7	25.2	16.4
5085	Industrial supplies .....	1 578 687	210 813	23 117	50.3	7	21.6	12.3
5087	Service establishment equipment and supplies .....	(D)	(D)	(D)	(D)	(D)	(D)	(D)
5088	Transportation equipment and supplies, except motor vehicles .....	(D)	(D)	(D)	(D)	(D)	(D)	(D)
509	Miscellaneous durable goods .....	1 484 757	210 431	17 414	39.8	7	20.8	6.8
5091	Sporting and recreational goods and supplies .....	1 186 920	174 547	17 706	46.1	7	22.0	20.2
5092	Toys and hobby goods and supplies .....	(D)	(D)	(D)	(D)	(D)	(D)	(D)
5093	Scrap and waste materials .....	(D)	(D)	(D)	(D)	(D)	(D)	(D)
5094	Jewelry, watches, precious stones, and precious metals .....	750 900	88 341	12 859	49.9	9	29.2	15.7
5099	Durable goods, n.e.c. ....	(D)	(D)	(D)	(D)	(D)	(D)	(D)
<b>51</b>	<b>Nondurable goods .....</b>	<b>5 964 129</b>	<b>488 407</b>	<b>21 570</b>	<b>46.7</b>	<b>12</b>	<b>9.5</b>	<b>6.8</b>
511	Paper and paper products .....	1 724 468	159 025	21 215	54.9	11	24.3	11.4
5111	Printing and writing paper .....	(D)	(D)	(D)	(D)	(D)	(D)	(D)
5112	Stationery and office supplies .....	(D)	(D)	(D)	(D)	(D)	(D)	(D)
5113	Industrial and personal service paper .....	2 628 069	208 805	24 830	56.7	13	21.0	11.5
512	Drugs, drug proprietaries, and druggists' sundries .....	(D)	(D)	(D)	(D)	(D)	(D)	(D)
5122	Drugs, drug proprietaries, and druggists' sundries .....	(D)	(D)	(D)	(D)	(D)	(D)	(D)
513	Apparel, piece goods, and notions .....	2 158 530	270 328	19 602	42.3	8	17.1	11.4
5131	Piece goods, notions, and other dry goods .....	(D)	(D)	(D)	(D)	(D)	(D)	(D)
5136	Men's and boys' clothing and furnishings .....	2 572 684	208 004	18 349	42.7	12	20.7	10.5
5137	Women's, children's, and infants' clothing and accessories .....	(D)	(D)	(D)	(D)	(D)	(D)	(D)
5139	Footwear .....	(D)	(D)	(D)	(D)	(D)	(D)	(D)

See footnotes at end of table.

**Table 2. Selected Ratios for the State: 1992 – Con.**

[For meaning of abbreviations and symbols, see introductory text. For explanation of terms and comparability of 1987 and 1992 censuses, see appendix A]

SIC code	Type of operation and kind of business	Sales		Annual payroll		Employees per establishment <sup>1</sup> (number)	Operating expenses as percent of sales	End-of-1992 inventories as percent of sales
		Per establishment (dollars)	Per employee <sup>1</sup> (dollars)	Per employee <sup>1</sup> (dollars)	As percent of operating expenses			
<b>Merchant wholesalers – Con.</b>								
<b>51</b>	<b>Nondurable goods – Con.</b>							
514	Groceries and related products .....	9 875 110	487 022	23 071	53.1	20	8.9	6.5
5141	Groceries, general line .....	53 486 545	620 843	27 623	57.9	86	7.7	8.0
5142	Packaged frozen foods .....	24 430 769	479 035	22 906	50.2	51	9.5	5.9
5143	Dairy products, except dried or canned .....	(D)	(D)	(D)	(D)	(D)	(D)	(D)
5144	Poultry and poultry products .....	10 193 529	1 682 427	28 330	30.8	6	5.5	.6
5145	Confectionery .....	(D)	(D)	(D)	(D)	(D)	(D)	(D)
5146	Fish and seafoods .....	(D)	(D)	(D)	(D)	(D)	(D)	(D)
5147	Meats and meat products .....	(D)	(D)	(D)	(D)	(D)	(D)	(D)
5148	Fresh fruits and vegetables .....	(D)	(D)	(D)	(D)	(D)	(D)	(D)
5149	Groceries and related products, n.e.c. ....	2 147 261	272 105	19 229	51.5	8	13.7	3.8
515	Farm-product raw materials .....	13 594 410	1 627 609	21 669	45.2	8	2.9	3.9
5153	Grain and field beans .....	(D)	(D)	(D)	(D)	(D)	(D)	(D)
5154	Livestock .....	18 855 105	1 427 279	15 382	44.6	13	2.4	.5
5159	Farm-product raw materials, n.e.c. ....	(D)	(D)	(D)	(D)	(D)	(D)	(D)
516	Chemicals and allied products .....	1 189 768	175 790	24 373	49.6	7	28.0	8.5
5162	Plastics materials and basic forms and shapes .....	2 609 417	230 243	31 596	52.8	11	26.0	12.2
5169	Chemicals and allied products, n.e.c. ....	890 895	153 417	21 405	47.8	6	29.2	6.3
517	Petroleum and petroleum products .....	5 490 788	525 691	19 444	34.2	10	10.8	2.8
5171	Petroleum bulk stations and terminals .....	5 920 606	543 347	19 346	33.1	11	10.8	3.0
5172	Petroleum and petroleum products wholesalers, except bulk stations and terminals .....	3 413 333	413 141	20 063	43.0	8	11.3	1.6
518	Beer, wine, and distilled alcoholic beverages .....	(D)	(D)	(D)	(D)	(D)	(D)	(D)
5181	Beer and ale .....	(D)	(D)	(D)	(D)	(D)	(D)	(D)
5182	Wine and distilled alcoholic beverages .....	(D)	(D)	(D)	(D)	(D)	(D)	(D)
519	Miscellaneous nondurable goods .....	(D)	(D)	(D)	(D)	(D)	(D)	(D)
5191	Farm supplies .....	3 197 768	380 868	20 313	47.0	8	11.4	11.0
5192	Books, periodicals, and newspapers .....	(D)	(D)	(D)	(D)	(D)	(D)	(D)
5193	Flowers, nursery stock, and florists' supplies .....	891 867	106 598	16 861	46.2	8	34.2	10.3
5194	Tobacco and tobacco products .....	20 080 818	663 330	20 823	42.0	30	7.5	7.9
5198	Paints, varnishes, and supplies .....	(D)	(D)	(D)	(D)	(D)	(D)	(D)
5199	Nondurable goods, n.e.c. ....	(D)	(D)	(D)	(D)	(D)	(D)	(D)
<b>Manufacturers' sales branches and sales offices .....</b>		<b>10 173 947</b>	<b>664 541</b>	<b>32 119</b>	<b>45.9</b>	<b>15</b>	<b>10.5</b>	<b>6.2</b>
<b>50</b>	<b>Durable goods .....</b>	<b>5 855 699</b>	<b>514 622</b>	<b>37 828</b>	<b>52.7</b>	<b>11</b>	<b>14.0</b>	<b>12.8</b>
501	Motor vehicles and motor vehicle parts and supplies .....	(D)	(D)	(D)	(D)	(D)	(D)	(D)
502	Furniture and homefurnishings .....	(D)	(D)	(D)	(D)	(D)	(D)	(D)
503	Lumber and other construction materials .....	6 223 583	672 820	22 324	42.4	9	7.8	1.8
504	Professional and commercial equipment and supplies .....	8 301 929	335 916	50 272	57.8	25	25.9	4.4
505	Metals and minerals, except petroleum .....	(D)	(D)	(D)	(D)	(D)	(D)	(D)
506	Electrical goods .....	3 856 929	658 500	28 561	61.1	6	7.1	3.9
507	Hardware, and plumbing and heating equipment and supplies .....	(D)	(D)	(D)	(D)	(D)	(D)	(D)
508	Machinery, equipment, and supplies .....	2 776 286	340 947	33 329	47.7	8	20.5	40.8
509	Miscellaneous durable goods .....	(D)	(D)	(D)	(D)	(D)	(D)	(D)
<b>51</b>	<b>Nondurable goods .....</b>	<b>13 790 041</b>	<b>741 335</b>	<b>29 195</b>	<b>42.3</b>	<b>19</b>	<b>9.3</b>	<b>3.8</b>
511	Paper and paper products .....	4 150 889	308 744	31 471	57.1	13	17.8	7.5
512	Drugs, drug proprietaries, and druggists' sundries .....	(D)	(D)	(D)	(D)	(D)	(D)	(D)
513	Apparel, piece goods, and notions .....	33 524 250	1 197 295	27 027	56.1	28	4.0	3.8
514	Groceries and related products .....	7 743 692	323 691	21 936	40.8	24	16.6	2.1
515	Farm-product raw materials .....	(D)	(D)	(D)	(D)	(D)	(D)	(D)
516	Chemicals and allied products .....	(D)	(D)	(D)	(D)	(D)	(D)	(D)
517	Petroleum and petroleum products .....	27 275 276	2 543 354	41 145	35.6	11	4.5	3.8
518	Beer, wine, and distilled alcoholic beverages .....	(D)	(D)	(D)	(D)	(D)	(D)	(D)
519	Miscellaneous nondurable goods .....	8 084 700	1 303 984	28 968	53.0	6	4.2	11.4
<b>Agents, brokers, and commission merchants .....</b>		<b>7 784 182</b>	<b>1 039 150</b>	<b>19 403</b>	<b>48.9</b>	<b>7</b>	<b>3.8</b>	<b>.1</b>
<b>50</b>	<b>Durable goods .....</b>	<b>6 572 044</b>	<b>1 272 009</b>	<b>26 525</b>	<b>46.9</b>	<b>5</b>	<b>4.4</b>	<b>.2</b>
501	Motor vehicles and motor vehicle parts and supplies .....	(D)	(D)	(D)	(D)	(D)	(D)	(D)
502	Furniture and homefurnishings .....	(D)	(D)	(D)	(D)	(D)	(D)	(D)
503	Lumber and other construction materials .....	1 529 500	874 000	30 429	59.3	2	5.9	.1
504	Professional and commercial equipment and supplies .....	1 459 133	331 621	25 424	38.3	4	20.0	.8
505	Metals and minerals, except petroleum .....	(D)	(D)	(D)	(D)	(D)	(D)	(D)
506	Electrical goods .....	3 129 154	1 070 500	34 816	57.0	3	5.7	–
507	Hardware, and plumbing and heating equipment and supplies .....	(D)	(D)	(D)	(D)	(D)	(D)	(D)
508	Machinery, equipment, and supplies .....	2 195 125	747 277	35 511	51.7	3	9.2	.4
509	Miscellaneous durable goods .....	(D)	(D)	(D)	(D)	(D)	(D)	(D)
<b>51</b>	<b>Nondurable goods .....</b>	<b>9 238 747</b>	<b>898 711</b>	<b>15 108</b>	<b>51.1</b>	<b>10</b>	<b>3.3</b>	<b>.1</b>
511	Paper and paper products .....	6 458 600	978 576	26 667	56.7	7	4.8	–
512	Drugs, drug proprietaries, and druggists' sundries .....	(D)	(D)	(D)	(D)	(D)	(D)	(D)
513	Apparel, piece goods, and notions .....	8 621 200	2 268 737	19 895	50.6	4	1.7	.1
514	Groceries and related products .....	10 655 469	1 337 157	25 890	59.0	8	3.3	–
515	Farm-product raw materials .....	9 082 846	550 476	6 699	38.7	17	3.1	.1
516	Chemicals and allied products .....	(D)	(D)	(D)	(D)	(D)	(D)	(D)
517	Petroleum and petroleum products .....	2 984 000	596 800	22 933	50.0	5	7.7	–
518	Beer, wine, and distilled alcoholic beverages .....	(D)	(D)	(D)	(D)	(D)	(D)	(D)
519	Miscellaneous nondurable goods .....	(D)	(D)	(D)	(D)	(D)	(D)	(D)

<sup>1</sup>Based on number of employees for pay period including March 12.

**Table 3. Comparative Statistics for the State: 1992 and 1987**

[For meaning of abbreviations and symbols, see introductory text. For explanation of terms and comparability of 1987 and 1992 censuses, see appendix A]

SIC code	Type of operation and kind of business	Establishments		Sales			Annual payroll			Paid employees for pay period including March 12	
		1992 (number)	1987 (number)	1992 (\$1,000)	1987 (\$1,000)	Percent change 1987 to 1992	1992 (\$1,000)	1987 (\$1,000)	Percent change 1987 to 1992	1992 (number)	1987 (number)
	<b>Wholesale trade</b> -----	<b>3 868</b>	<b>3 850</b>	<b>15 814 624</b>	<b>12 249 754</b>	<b>29.1</b>	<b>914 165</b>	<b>733 066</b>	<b>24.7</b>	<b>39 934</b>	<b>39 936</b>
<b>50</b>	<b>Durable goods</b> -----	<b>2 317</b>	<b>2 308</b>	<b>5 356 077</b>	<b>4 326 766</b>	<b>23.8</b>	<b>479 342</b>	<b>399 330</b>	<b>20.0</b>	<b>20 353</b>	<b>20 688</b>
501	Motor vehicles and motor vehicle parts and supplies ---	519	532	1 277 260	949 650	34.5	92 682	79 035	17.3	4 397	4 351
5012	Automobiles and other motor vehicles -----	91	108	682 628	389 325	75.3	26 087	23 584	10.6	1 162	1 220
5013	Motor vehicle supplies and new parts -----	299	314	385 269	358 590	7.4	44 611	39 506	12.9	2 193	2 296
5014	Tires and tubes -----	47	49	178 061	182 245	-2.3	15 853	11 709	35.4	616	526
5015	Motor vehicle parts, used -----	82	61	31 302	19 490	60.6	6 131	4 236	44.7	426	309
502	Furniture and homefurnishings -----	95	93	375 945	156 108	140.8	28 914	16 776	72.4	1 235	897
5021	Furniture -----	62	63	318 127	121 849	161.1	22 311	12 943	72.4	907	711
5023	Homefurnishings -----	33	30	57 818	34 259	68.8	6 603	3 833	72.3	328	186
503	Lumber and other construction materials -----	152	158	621 981	609 836	2.0	38 548	37 927	1.6	1 674	2 031
5031	Lumber, plywood, millwork, and wood panels -----	82	82	502 506	469 587	7.0	27 093	24 787	9.3	1 152	1 309
5032	Brick, stone, and related construction materials -----	33	24	66 221	41 976	57.8	6 365	3 270	94.6	266	180
5033	Roofing, siding, and insulation materials -----	16	22	33 679	78 757	-57.2	2 322	7 200	-67.8	99	377
5039	Construction materials, n.e.c. -----	21	30	19 575	19 516	.3	2 768	2 670	3.7	157	165
504	Professional and commercial equipment and supplies ---	261	259	588 907	486 519	21.0	77 370	57 835	33.8	2 714	2 721
5043	Photographic equipment and supplies -----	2	4	(D)	(D)	(D)	(D)	(D)	(D)	AA	AA
5044	Office equipment -----	75	80	90 536	76 628	18.2	19 894	16 933	17.5	782	927
5045	Computers and computer peripheral equipment and software -----	68	52	162 167	101 918	59.1	23 276	13 395	73.8	648	471
5046	Commercial equipment, n.e.c. -----	30	41	(D)	45 388	(D)	(D)	6 159	(D)	CC	324
5047	Medical, dental, and hospital equipment and supplies -	54	50	198 702	157 752	26.0	18 388	11 204	64.1	692	534
5048	Ophthalmic goods -----	11	8	51 327	(D)	(D)	3 312	(D)	(D)	144	CC
5049	Professional equipment and supplies, n.e.c. -----	21	24	52 599	64 965	-19.0	8 006	7 790	2.8	233	353
505	Metals and minerals, except petroleum -----	48	59	239 310	168 929	41.7	16 749	12 147	37.9	706	624
5051	Metals service centers and offices -----	47	59	(D)	168 929	(D)	(D)	12 147	(D)	FF	624
5052	Coal and other minerals and ores -----	1	-	(D)	-	(X)	(D)	-	(X)	AA	-
506	Electrical goods -----	201	178	389 805	446 044	-12.6	39 169	42 709	-8.3	1 574	1 992
5063	Electrical apparatus and equipment, wiring supplies, and construction materials -----	118	107	298 091	343 899	-13.3	25 623	31 685	-19.1	998	1 360
5064	Electrical appliances, television and radio sets -----	16	15	34 229	39 301	-12.9	3 471	3 638	-4.6	133	192
5065	Electronic parts and equipment, n.e.c. -----	67	56	57 485	62 844	-8.5	10 075	7 386	36.4	443	440
507	Hardware, and plumbing and heating equipment and supplies -----	178	171	303 212	254 192	19.3	30 543	27 214	12.2	1 272	1 361
5072	Hardware -----	46	46	62 086	75 582	-17.9	8 099	9 074	-10.7	347	483
5074	Plumbing and heating equipment and supplies (hydronics) -----	64	66	141 597	110 186	28.5	13 616	10 863	25.3	535	500
5075	Warm air heating and air-conditioning equipment and supplies -----	59	46	88 822	59 307	49.8	7 998	6 800	31.5	347	298
5078	Refrigeration equipment and supplies -----	9	13	10 707	9 117	17.4	830	1 197	-30.7	43	80
508	Machinery, equipment, and supplies -----	598	609	1 141 348	910 575	25.3	122 994	101 610	21.0	4 933	5 187
5082	Construction and mining (except petroleum) machinery and equipment -----	48	52	176 182	170 796	3.2	21 551	19 665	9.6	659	844
5083	Farm and garden machinery and equipment -----	167	185	405 674	296 609	36.8	36 140	28 867	25.2	1 570	1 607
5084	Industrial machinery and equipment -----	168	179	257 100	207 001	24.2	30 712	25 653	19.7	1 155	1 188
5085	Industrial supplies -----	137	107	224 509	160 281	40.1	23 160	18 380	28.0	993	943
5087	Service establishment equipment and supplies -----	56	71	57 886	52 870	9.5	8 296	6 303	31.6	422	462
5088	Transportation equipment and supplies, except motor vehicles -----	22	15	19 997	23 018	-13.1	3 135	2 742	14.3	134	143
509	Miscellaneous durable goods -----	265	249	418 309	344 913	21.3	32 373	24 077	34.5	1 848	1 524
5091	Sporting and recreational goods and supplies -----	29	28	43 371	35 412	22.5	3 464	2 805	23.5	184	155
5092	Toys and hobby goods and supplies -----	6	5	1 906	(D)	(D)	229	(D)	(D)	21	BB
5093	Scrap and waste materials -----	75	62	116 729	96 135	21.4	12 225	8 242	48.3	747	530
5094	Jewelry, watches, precious stones, and precious metals -----	10	8	7 509	(D)	(D)	1 093	(D)	(D)	85	BB
5099	Durable goods, n.e.c. -----	145	146	248 794	196 680	26.5	15 362	12 309	24.8	811	785
<b>51</b>	<b>Nondurable goods</b> -----	<b>1 551</b>	<b>1 542</b>	<b>10 458 547</b>	<b>7 922 988</b>	<b>32.0</b>	<b>434 823</b>	<b>333 736</b>	<b>30.3</b>	<b>19 581</b>	<b>19 248</b>
511	Paper and paper products -----	123	97	257 618	144 640	78.1	29 764	19 867	49.8	1 336	1 067
5111	Printing and writing paper -----	10	9	61 052	30 328	101.3	6 977	3 733	86.9	234	176
5112	Stationery and office supplies -----	78	54	87 458	49 455	76.8	12 793	9 040	41.5	703	528
5113	Industrial and personal service paper -----	35	34	109 108	64 857	68.2	9 994	7 094	40.9	399	363
512	Drugs, drug proprietaries, and druggists' sundries -----	31	23	302 585	206 969	46.2	19 547	8 249	137.0	586	398
5122	Drugs, drug proprietaries, and druggists' sundries -----	31	23	302 585	206 969	46.2	19 547	8 249	137.0	586	398
513	Apparel, piece goods, and notions -----	79	61	453 763	184 780	145.6	16 762	10 500	59.6	770	650
5131	Piece goods, notions, and other dry goods -----	33	21	142 804	76 127	87.6	6 509	3 193	103.9	271	209
5136	Men's and boys' clothing and furnishings -----	22	20	(D)	(D)	(D)	(D)	(D)	(D)	EE	CC
5137	Women's, children's, and infants' clothing and accessories -----	22	18	(D)	58 222	(D)	(D)	3 408	(D)	CC	258
5139	Footwear -----	2	2	(D)	(D)	(D)	(D)	(D)	(D)	AA	AA
514	Groceries and related products -----	348	328	3 350 676	2 617 277	28.0	157 391	121 055	30.0	6 852	6 266
5141	Groceries, general line -----	40	35	1 902 014	1 318 792	44.2	81 247	49 536	64.0	2 946	2 175
5142	Packaged frozen foods -----	20	22	385 826	270 625	42.6	16 648	16 011	4.0	726	775
5143	Dairy products, except dried or canned -----	33	36	45 565	125 335	-63.6	3 878	5 634	-31.2	215	314
5144	Poultry and poultry products -----	25	24	292 320	181 009	61.5	3 952	3 265	21.0	145	180
5145	Confectionery -----	33	27	67 320	72 280	-6.9	8 406	5 793	45.1	454	385



**Table 3. Comparative Statistics for the State: 1992 and 1987 — Con.**

[For meaning of abbreviations and symbols, see introductory text. For explanation of terms and comparability of 1987 and 1992 censuses, see appendix A]

SIC code	Type of operation and kind of business	Establishments		Sales			Annual payroll			Paid employees for pay period including March 12	
		1992 (number)	1987 (number)	1992 (\$1,000)	1987 (\$1,000)	Percent change 1987 to 1992	1992 (\$1,000)	1987 (\$1,000)	Percent change 1987 to 1992	1992 (number)	1987 (number)
<b>Wholesale trade — Con.</b>											
<b>51</b>	<b>Nondurable goods — Con.</b>										
514	Groceries and related products — Con.										
5146	Fish and seafoods -----	45	33	81 587	70 439	15.8	4 108	3 695	11.2	341	225
5147	Meats and meat products -----	31	34	123 005	123 119	-1	6 853	6 403	7.0	480	414
5148	Fresh fruits and vegetables -----	36	31	57 969	39 659	46.2	4 921	4 013	22.6	298	286
5149	Groceries and related products, n.e.c. -----	85	86	395 070	416 019	-5.0	27 378	26 705	2.5	1 247	1 512
515	Farm-product raw materials -----	131	130	1 663 567	1 330 738	25.0	21 878	21 707	.8	1 306	1 631
5153	Grain and field beans -----	60	65	(D)	561 120	(D)	(D)	8 162	(D)	EE	494
5154	Livestock -----	37	37	524 435	457 809	14.6	5 883	4 669	26.0	658	718
5159	Farm-product raw materials, n.e.c. -----	34	28	(D)	311 809	(D)	(D)	8 876	(D)	EE	419
516	Chemicals and allied products -----	81	79	121 894	89 962	35.5	13 965	9 629	45.0	557	512
5162	Plastics materials and basic forms and shapes -----	12	9	31 313	8 755	257.7	4 297	1 272	237.8	136	91
5169	Chemicals and allied products, n.e.c. -----	69	70	90 581	81 207	11.5	9 668	8 357	15.7	421	421
517	Petroleum and petroleum products -----	277	325	2 145 178	1 981 976	8.2	62 896	59 354	6.0	2 885	3 744
5171	Petroleum bulk stations and terminals -----	232	254	1 902 492	1 685 845	12.9	55 704	48 097	15.8	2 532	3 022
5172	Petroleum and petroleum products wholesalers, except bulk stations and terminals -----	45	71	242 686	296 131	-18.0	7 192	11 257	-36.1	353	722
518	Beer, wine, and distilled alcoholic beverages -----	61	62	502 705	367 736	36.7	33 560	24 991	34.3	1 363	1 218
5181	Beer and ale -----	56	54	(D)	(D)	(D)	(D)	(D)	(D)	GG	GG
5182	Wine and distilled alcoholic beverages -----	5	8	(D)	(D)	(D)	(D)	(D)	(D)	CC	CC
519	Miscellaneous nondurable goods -----	420	437	1 660 561	998 910	66.2	79 060	58 384	35.4	3 926	3 762
5191	Farm supplies -----	257	269	882 210	579 946	52.1	43 933	33 288	32.0	2 142	2 160
5192	Books, periodicals, and newspapers -----	13	17	17 445	18 521	-5.8	2 362	2 275	3.8	121	142
5193	Flowers, nursery stock, and florists' supplies -----	30	24	26 756	18 627	43.6	4 232	3 198	32.3	251	194
5194	Tobacco and tobacco products -----	33	43	662 667	322 030	105.8	20 802	13 533	53.7	999	845
5198	Paints, varnishes, and supplies -----	14	19	(D)	18 743	(D)	(D)	1 943	(D)	BB	108
5199	Nondurable goods, n.e.c. -----	73	65	(D)	41 043	(D)	(D)	4 147	(D)	EE	313
	<b>Merchant wholesalers -----</b>	<b>3 477</b>	<b>3 418</b>	<b>12 230 922</b>	<b>9 919 937</b>	<b>23.3</b>	<b>779 051</b>	<b>638 375</b>	<b>22.0</b>	<b>35 238</b>	<b>35 321</b>
<b>50</b>	<b>Durable goods -----</b>	<b>2 124</b>	<b>2 109</b>	<b>4 161 456</b>	<b>3 590 949</b>	<b>15.9</b>	<b>422 674</b>	<b>355 041</b>	<b>19.0</b>	<b>18 716</b>	<b>18 897</b>
501	Motor vehicles and motor vehicle parts and supplies ---	491	509	860 750	812 257	6.0	82 524	73 784	11.8	3 958	4 090
5012	Automobiles and other motor vehicles -----	86	99	(D)	367 396	(D)	(D)	22 178	(D)	FF	1 112
5013	Motor vehicle supplies and new parts -----	278	302	(D)	(D)	(D)	(D)	(D)	(D)	GG	GG
5014	Tires and tubes -----	45	47	(D)	(D)	(D)	(D)	(D)	(D)	FF	EE
5015	Motor vehicle parts, used -----	82	61	31 302	19 490	60.6	6 131	4 236	44.7	426	309
502	Furniture and homefurnishings -----	78	80	176 444	122 827	43.7	21 360	15 634	36.6	1 128	863
5021	Furniture -----	48	52	124 587	(D)	(D)	14 997	(D)	(D)	813	FF
5023	Homefurnishings -----	30	28	51 857	(D)	(D)	6 363	(D)	(D)	315	CC
503	Lumber and other construction materials -----	136	143	541 180	537 866	.6	35 857	33 801	6.1	1 556	1 842
5031	Lumber, plywood, millwork, and wood panels -----	78	76	(D)	429 157	(D)	(D)	23 616	(D)	GG	1 246
5032	Brick, stone, and related construction materials -----	24	18	43 507	(D)	(D)	5 273	(D)	(D)	219	CC
5033	Roofing, siding, and insulation materials -----	16	21	33 679	(D)	(D)	2 322	(D)	(D)	99	EE
5039	Construction materials, n.e.c. -----	18	28	(D)	(D)	(D)	(D)	(D)	(D)	CC	CC
504	Professional and commercial equipment and supplies ---	232	228	450 793	354 479	27.2	58 298	48 474	20.3	2 302	2 360
5043	Photographic equipment and supplies -----	2	4	(D)	(D)	(D)	(D)	(D)	(D)	AA	AA
5044	Office equipment -----	64	74	61 195	57 941	5.6	14 862	12 488	19.0	647	748
5045	Computers and computer peripheral equipment and software -----	58	42	81 868	76 331	7.3	10 479	10 716	-2.2	410	376
5046	Commercial equipment, n.e.c. -----	28	34	(D)	35 571	(D)	(D)	5 524	(D)	CC	295
5047	Medical, dental, and hospital equipment and supplies ---	51	45	176 172	(D)	(D)	17 271	(D)	(D)	661	FF
5048	Ophthalmic goods -----	8	7	(D)	(D)	(D)	(D)	(D)	(D)	CC	BB
5049	Professional equipment and supplies, n.e.c. -----	21	22	52 599	(D)	(D)	8 006	(D)	(D)	233	EE
505	Metals and minerals, except petroleum -----	41	53	172 182	143 175	20.3	15 660	11 344	38.0	657	587
5051	Metals service centers and offices -----	40	53	(D)	143 175	(D)	(D)	11 344	(D)	FF	587
5052	Coal and other minerals and ores -----	1	-	(D)	-	(X)	(D)	-	(X)	AA	-
506	Electrical goods -----	174	147	295 129	247 517	19.2	35 504	27 627	28.5	1 454	1 446
5063	Electrical apparatus and equipment, wiring supplies, and construction materials -----	96	'85	212 712	'163 402	30.2	22 832	'17 615	29.6	917	'877
5064	Electrical appliances, television and radio sets -----	15	14	(D)	(D)	(D)	(D)	(D)	(D)	CC	CC
5065	Electronic parts and equipment, n.e.c. -----	63	48	(D)	(D)	(D)	(D)	(D)	(D)	EE	EE
507	Hardware, and plumbing and heating equipment and supplies -----	167	161	263 814	231 985	13.7	28 904	25 713	12.4	1 232	1 306
5072	Hardware -----	44	43	(D)	(D)	(D)	(D)	(D)	(D)	EE	EE
5074	Plumbing and heating equipment and supplies (hydronics) -----	59	62	119 849	97 403	23.0	12 547	10 331	21.5	512	478
5075	Warm air heating and air-conditioning equipment and supplies -----	56	43	(D)	(D)	(D)	(D)	(D)	(D)	EE	EE
5078	Refrigeration equipment and supplies -----	8	13	(D)	9 117	(D)	(D)	1 197	(D)	BB	80
508	Machinery, equipment, and supplies -----	554	553	1 028 490	819 934	25.4	113 726	95 578	19.0	4 658	4 929
5082	Construction and mining (except petroleum) machinery and equipment -----	48	49	176 182	(D)	(D)	21 551	(D)	(D)	659	FF
5083	Farm and garden machinery and equipment -----	162	181	368 494	289 881	27.1	32 390	28 192	14.9	1 473	1 572
5084	Industrial machinery and equipment -----	140	'144	204 057	'154 627	32.0	26 775	'22 588	18.5	1 046	'1 084
5085	Industrial supplies -----	131	100	206 808	147 760	40.0	22 678	17 403	30.3	981	887
5087	Service establishment equipment and supplies -----	54	66	(D)	(D)	(D)	(D)	(D)	(D)	EE	EE
5088	Transportation equipment and supplies, except motor vehicles -----	19	13	(D)	(D)	(D)	(D)	(D)	(D)	BB	CC
509	Miscellaneous durable goods -----	251	235	372 674	320 909	16.1	30 841	23 086	33.6	1 771	1 474
5091	Sporting and recreational goods and supplies -----	25	25	29 673	(D)	(D)	3 010	(D)	(D)	170	CC
5092	Toys and hobby goods and supplies -----	5	5	(D)	(D)	(D)	(D)	(D)	(D)	AA	BB
5093	Scrap and waste materials -----	73	60	(D)	(D)	(D)	(D)	(D)	(D)	FF	FF
5094	Jewelry, watches, precious stones, and precious metals -----	10	8	7 509	(D)	(D)	1 093	(D)	(D)	85	BB
5099	Durable goods, n.e.c. -----	138	137	(D)	191 642	(D)	(D)	11 962	(D)	FF	763

**Table 3. Comparative Statistics for the State: 1992 and 1987 — Con.**

[For meaning of abbreviations and symbols, see introductory text. For explanation of terms and comparability of 1987 and 1992 censuses, see appendix A]

SIC code	Type of operation and kind of business	Establishments		Sales			Annual payroll			Paid employees for pay period including March 12	
		1992 (number)	1987 (number)	1992 (\$1,000)	1987 (\$1,000)	Percent change 1987 to 1992	1992 (\$1,000)	1987 (\$1,000)	Percent change 1987 to 1992	1992 (number)	1987 (number)
<b>Merchant wholesalers — Con.</b>											
<b>51</b>	<b>Nondurable goods</b> -----	<b>1 353</b>	<b>1 309</b>	<b>8 069 466</b>	<b>6 328 988</b>	<b>27.5</b>	<b>356 377</b>	<b>283 334</b>	<b>25.8</b>	<b>16 522</b>	<b>16 424</b>
511	Paper and paper products -----	109	82	187 967	126 347	48.8	25 076	18 543	35.2	1 182	1 004
5111	Printing and writing paper -----	9	9	(D)	30 328	(D)	(D)	3 733	(D)	CC	176
5112	Stationery and office supplies -----	71	43	(D)	(D)	(D)	(D)	(D)	(D)	FF	EE
5113	Industrial and personal service paper -----	29	30	76 214	(D)	(D)	9 063	(D)	(D)	365	EE
512	Drugs, drug proprietaries, and druggists' sundries -----	28	22	(D)	(D)	(D)	(D)	(D)	(D)	EE	EE
5122	Drugs, drug proprietaries, and druggists' sundries -----	28	22	(D)	(D)	(D)	(D)	(D)	(D)	EE	EE
513	Apparel, piece goods, and notions -----	66	44	142 463	117 666	21.1	10 330	7 698	34.2	527	476
5131	Piece goods, notions, and other dry goods -----	26	15	(D)	50 204	(D)	(D)	2 191	(D)	CC	158
5136	Men's and boys' clothing and furnishings -----	19	15	48 881	46 017	6.2	4 312	3 589	20.1	235	172
5137	Women's, children's, and infants' clothing and accessories -----	19	13	(D)	(D)	(D)	(D)	(D)	(D)	BB	CC
5139	Footwear -----	2	1	(D)	(D)	(D)	(D)	(D)	(D)	AA	AA
514	Groceries and related products -----	264	246	2 607 029	2 044 786	27.5	123 501	97 014	27.3	5 353	4 988
5141	Groceries, general line -----	33	32	1 765 056	1 252 250	41.0	78 531	48 081	63.3	2 843	2 113
5142	Packaged frozen foods -----	13	13	317 600	234 145	35.6	15 187	14 934	1.7	663	712
5143	Dairy products, except dried or canned -----	21	23	(D)	47 568	(D)	(D)	2 213	(D)	BB	128
5144	Poultry and poultry products -----	17	15	173 290	(D)	(D)	2 918	(D)	(D)	103	CC
5145	Confectionery -----	29	22	(D)	34 618	(D)	(D)	3 854	(D)	CC	282
5146	Fish and seafoods -----	43	32	(D)	(D)	(D)	(D)	(D)	(D)	EE	CC
5147	Meats and meat products -----	28	29	(D)	(D)	(D)	(D)	(D)	(D)	EE	EE
5148	Fresh fruits and vegetables -----	34	29	(D)	(D)	(D)	(D)	(D)	(D)	EE	EE
5149	Groceries and related products, n.e.c. -----	46	51	98 774	178 314	-44.6	6 980	13 057	-46.5	363	802
515	Farm-product raw materials -----	105	108	1 427 413	1 177 003	21.3	19 004	19 958	-4.8	877	1 147
5153	Grain and field beans -----	59	65	(D)	561 120	(D)	(D)	8 162	(D)	EE	494
5154	Livestock -----	19	21	358 247	315 391	13.6	3 861	3 008	28.4	251	242
5159	Farm-product raw materials, n.e.c. -----	27	22	(D)	300 492	(D)	(D)	8 788	(D)	EE	411
516	Chemicals and allied products -----	69	59	82 094	(D)	(D)	11 382	(D)	(D)	467	EE
5162	Plastics materials and basic forms and shapes -----	12	9	31 313	8 755	257.7	4 297	1 272	237.8	136	91
5169	Chemicals and allied products, n.e.c. -----	57	50	50 781	(D)	(D)	7 085	(D)	(D)	331	EE
517	Petroleum and petroleum products -----	245	277	1 345 243	1 315 454	2.3	49 756	46 730	6.5	2 559	3 246
5171	Petroleum bulk stations and terminals -----	203	216	1 201 883	1 070 869	12.2	42 794	36 041	18.7	2 212	2 556
5172	Petroleum and petroleum products wholesalers, except bulk stations and terminals -----	42	61	143 360	244 585	-41.4	6 962	10 689	-34.9	347	690
518	Beer, wine, and distilled alcoholic beverages -----	58	55	(D)	341 119	(D)	(D)	24 260	(D)	GG	1 189
5181	Beer and ale -----	56	53	(D)	(D)	(D)	(D)	(D)	(D)	GG	GG
5182	Wine and distilled alcoholic beverages -----	2	2	(D)	(D)	(D)	(D)	(D)	(D)	CC	CC
519	Miscellaneous nondurable goods -----	409	416	(D)	967 322	(D)	(D)	56 118	(D)	HH	3 635
5191	Farm supplies -----	250	262	799 442	563 538	41.9	42 638	32 397	31.6	2 099	2 124
5192	Books, periodicals, and newspapers -----	12	16	(D)	(D)	(D)	(D)	(D)	(D)	CC	CC
5193	Flowers, nursery stock, and florists' supplies -----	30	24	26 756	18 627	43.6	4 232	3 198	32.3	251	194
5194	Tobacco and tobacco products -----	33	43	662 667	322 030	105.8	20 802	13 533	53.7	999	845
5198	Paints, varnishes, and supplies -----	11	11	(D)	(D)	(D)	(D)	(D)	(D)	BB	BB
5199	Nondurable goods, n.e.c. -----	73	60	(D)	35 476	(D)	(D)	3 697	(D)	EE	278
<b>Manufacturers' sales branches and sales offices</b> -----											
<b>50</b>	<b>Durable goods</b> -----	<b>103</b>	<b>99</b>	<b>2 299 312</b>	<b>1 623 690</b>	<b>41.6</b>	<b>111 132</b>	<b>75 384</b>	<b>47.4</b>	<b>3 460</b>	<b>3 251</b>
501	Motor vehicles and motor vehicle parts and supplies -----	23	14	(D)	85 856	(D)	(D)	3 425	(D)	EE	165
502	Furniture and home furnishings -----	2	1	(D)	(D)	(D)	(D)	(D)	(D)	BB	AA
503	Lumber and other construction materials -----	12	9	74 683	56 023	33.3	2 478	3 653	-32.2	111	167
504	Professional and commercial equipment and supplies -----	14	16	116 227	95 004	22.3	17 394	7 481	132.5	346	262
505	Metals and minerals, except petroleum -----	6	4	(D)	(D)	(D)	(D)	(D)	(D)	BB	BB
506	Electrical goods -----	14	16	53 997	(D)	(D)	2 342	(D)	(D)	82	EE
507	Hardware, and plumbing and heating equipment and supplies -----	1	2	(D)	(D)	(D)	(D)	(D)	(D)	AA	AA
508	Machinery, equipment, and supplies -----	28	36	77 736	(D)	(D)	7 599	(D)	(D)	228	CC
509	Miscellaneous durable goods -----	3	1	(D)	(D)	(D)	(D)	(D)	(D)	AA	AA
<b>51</b>	<b>Nondurable goods</b> -----	<b>123</b>	<b>147</b>	<b>1 696 175</b>	<b>1 144 241</b>	<b>48.2</b>	<b>66 798</b>	<b>41 544</b>	<b>60.8</b>	<b>2 288</b>	<b>1 961</b>
511	Paper and paper products -----	9	10	37 358	(D)	(D)	3 808	(D)	(D)	121	BB
512	Drugs, drug proprietaries, and druggists' sundries -----	3	1	(D)	(D)	(D)	(D)	(D)	(D)	CC	AA
513	Apparel, piece goods, and notions -----	8	9	268 194	59 273	352.5	6 054	2 377	154.7	224	154
514	Groceries and related products -----	52	49	402 672	320 357	25.7	27 288	18 752	45.5	1 244	1 018
515	Farm-product raw materials -----	-	-	-	-	-	-	-	-	-	-
516	Chemicals and allied products -----	11	17	(D)	52 501	(D)	(D)	4 738	(D)	BB	164
517	Petroleum and petroleum products -----	29	41	790 983	648 622	21.9	12 796	12 192	5.0	311	460
518	Beer, wine, and distilled alcoholic beverages -----	1	1	(D)	(D)	(D)	(D)	(D)	(D)	AA	AA
519	Miscellaneous nondurable goods -----	10	19	80 847	(D)	(D)	1 796	(D)	(D)	62	CC
<b>Agents, brokers, and commission merchants</b> -----											
<b>50</b>	<b>Durable goods</b> -----	<b>90</b>	<b>100</b>	<b>591 484</b>	<b>256 368</b>	<b>130.7</b>	<b>12 334</b>	<b>10 449</b>	<b>18.0</b>	<b>465</b>	<b>501</b>
501	Motor vehicles and motor vehicle parts and supplies -----	5	9	(D)	51 537	(D)	(D)	1 826	(D)	CC	96
502	Furniture and home furnishings -----	15	12	(D)	(D)	(D)	(D)	(D)	(D)	BB	BB
503	Lumber and other construction materials -----	4	6	6 118	15 947	-61.6	213	473	-55.0	7	22
504	Professional and commercial equipment and supplies -----	15	15	21 887	37 036	-40.9	1 678	1 880	-10.7	66	99
505	Metals and minerals, except petroleum -----	1	2	(D)	(D)	(D)	(D)	(D)	(D)	AA	AA
506	Electrical goods -----	13	15	40 679	46 426	-12.4	1 323	1 086	21.8	38	69

**Table 3. Comparative Statistics for the State: 1992 and 1987 — Con.**

[For meaning of abbreviations and symbols, see introductory text. For explanation of terms and comparability of 1987 and 1992 censuses, see appendix A]

SIC code	Type of operation and kind of business	Establishments		Sales			Annual payroll			Paid employees for pay period including March 12	
		1992 (number)	1987 (number)	1992 (\$1,000)	1987 (\$1,000)	Percent change 1987 to 1992	1992 (\$1,000)	1987 (\$1,000)	Percent change 1987 to 1992	1992 (number)	1987 (number)
	<b>Agents, brokers, and commission merchants — Con.</b>										
<b>50</b>	<b>Durable goods — Con.</b>										
507	Hardware, and plumbing and heating equipment and supplies .....	10	8	(D)	18 228	(D)	(D)	1 146	(D)	BB	43
508	Machinery, equipment, and supplies .....	16	20	35 122	28 267	24.3	1 669	1 958	-14.8	47	92
509	Miscellaneous durable goods .....	11	13	(D)	(D)	(D)	(D)	(D)	(D)	BB	BB
<b>51</b>	<b>Nondurable goods .....</b>	<b>75</b>	<b>86</b>	<b>692 906</b>	<b>449 759</b>	<b>54.1</b>	<b>11 648</b>	<b>8 858</b>	<b>31.5</b>	<b>771</b>	<b>863</b>
511	Paper and paper products .....	5	5	32 293	(D)	(D)	880	(D)	(D)	33	BB
512	Drugs, drug proprietaries, and druggists' sundries .....	—	—	—	—	—	—	—	—	—	—
513	Apparel, piece goods, and notions .....	5	8	43 106	7 841	449.8	378	425	-11.1	19	20
514	Groceries and related products .....	32	33	340 975	252 134	35.2	6 602	5 289	24.8	255	260
515	Farm-product raw materials .....	26	22	236 154	153 735	53.6	2 874	1 749	64.3	429	484
516	Chemicals and allied products .....	1	3	(D)	(D)	(D)	(D)	(D)	(D)	AA	AA
517	Petroleum and petroleum products .....	3	7	8 952	17 900	-50.0	344	432	-20.4	15	38
518	Beer, wine, and distilled alcoholic beverages .....	2	6	(D)	(D)	(D)	(D)	(D)	(D)	AA	BB
519	Miscellaneous nondurable goods .....	1	2	(D)	(D)	(D)	(D)	(D)	(D)	AA	AA

**Table 4. Summary Statistics for Counties and for Places With 2,500 Inhabitants or More: 1992**

[For meaning of abbreviations and symbols, see introductory text. For explanation of terms and comparability of 1987 and 1992 censuses, see appendix A. For information on geographic areas followed by ▲, see appendix F]

Geographic area	Establishments (number)	Sales (\$1,000)	Annual payroll (\$1,000)	Paid employees for pay period including March 12 (number)	Merchant wholesalers			Other operating types		
					Establishments (number)	Sales (\$1,000)	Annual payroll (\$1,000)	Paid employees for pay period including March 12 (number)	Establishments (number)	Sales (\$1,000)
<b>Mississippi .....</b>	<b>3 868</b>	<b>15 814 624</b>	<b>914 165</b>	<b>39 934</b>	<b>3 477</b>	<b>12 230 922</b>	<b>779 051</b>	<b>35 238</b>	<b>391</b>	<b>3 583 702</b>
Adams County .....	85	170 441	12 626	701	77	105 617	11 318	642	8	64 824
Natchez .....	77	160 784	12 007	675	69	95 960	10 699	616	8	64 824
Balance of county .....	8	9 657	619	26	8	9 657	619	26	—	—
Alcorn County .....	50	129 787	11 205	514	46	118 029	10 107	466	4	11 758
Corinth .....	43	125 032	10 296	474	39	113 274	9 198	426	4	11 758
Balance of county .....	7	4 755	909	40	7	4 755	909	40	—	—
Amite County .....	6	14 387	663	33	5	(D)	(D)	BB	1	(D)
Attala County .....	25	60 619	3 575	192	22	(D)	(D)	CC	3	(D)
Kosciusko .....	22	(D)	(D)	CC	19	40 699	2 511	132	3	(D)
Balance of county .....	3	(D)	(D)	BB	3	(D)	(D)	BB	—	—
Benton County .....	4	5 812	484	33	4	5 812	484	33	—	—
Bolivar County .....	46	379 606	13 157	528	42	(D)	(D)	EE	4	(D)
Cleveland .....	26	227 579	7 381	285	22	(D)	(D)	EE	4	(D)
Rosedale .....	1	(D)	(D)	AA	1	(D)	(D)	AA	—	—
Shelby .....	2	(D)	(D)	AA	2	(D)	(D)	AA	—	—
Balance of county .....	17	(D)	(D)	CC	17	(D)	(D)	CC	—	—
Calhoun County .....	19	22 182	2 503	161	19	22 182	2 503	161	—	—
Carroll County .....	10	17 692	1 265	61	9	(D)	(D)	BB	1	(D)
Chickasaw County .....	36	75 415	6 616	420	34	(D)	(D)	EE	2	(D)
Houston .....	19	(D)	(D)	BB	17	(D)	(D)	BB	2	(D)
Okolona .....	6	25 416	3 576	225	6	25 416	3 576	225	—	—
Balance of county .....	11	(D)	(D)	CC	11	(D)	(D)	CC	—	—
Choctaw County .....	7	11 458	268	17	7	11 458	268	17	—	—
Claiborne County .....	5	6 389	607	39	5	6 389	607	39	—	—
Clarke County .....	18	21 196	1 502	110	18	21 196	1 502	110	—	—
Quitman .....	9	11 957	890	80	9	11 957	890	80	—	—
Balance of county .....	9	9 239	612	30	9	9 239	612	30	—	—
Clay County .....	23	242 039	3 929	207	21	(D)	(D)	CC	2	(D)
West Point .....	15	(D)	(D)	CC	14	(D)	(D)	CC	1	(D)
Balance of county .....	8	(D)	(D)	CC	7	(D)	(D)	BB	1	(D)
Coahoma County .....	50	172 522	13 260	574	47	161 240	12 020	530	3	11 282
Clarksdale .....	36	103 324	10 019	426	33	92 042	8 779	382	3	11 282
Balance of county .....	14	69 198	3 241	148	14	69 198	3 241	148	—	—
Copiah County .....	23	45 652	2 703	248	19	27 537	2 267	209	4	18 115
Crystal Springs .....	8	9 578	1 638	161	7	(D)	(D)	CC	1	(D)
Hazlehurst .....	10	(D)	(D)	BB	8	13 777	521	32	2	(D)
Balance of county .....	5	(D)	(D)	BB	4	(D)	(D)	BB	1	(D)
Covington County .....	18	244 538	2 013	104	13	71 274	1 176	81	5	173 264
Collins .....	16	(D)	(D)	BB	11	(D)	(D)	BB	5	173 264
Balance of county .....	2	(D)	(D)	AA	2	(D)	(D)	AA	—	—

**WHOLESALE TRADE—GEOGRAPHIC AREA SERIES**

**MISSISSIPPI MS-17**

**Table 4. Summary Statistics for Counties and for Places With 2,500 Inhabitants or More: 1992—Con.**

[For meaning of abbreviations and symbols, see introductory text. For explanation of terms and comparability of 1987 and 1992 censuses, see appendix A. For information on geographic areas followed by ▲, see appendix F]

Geographic area	Estab- lish- ments (number)	Sales (\$1,000)	Annual payroll (\$1,000)	Paid employees for pay period including March 12 (number)	Merchant wholesalers			Other operating types		
					Estab- lish- ments (number)	Sales (\$1,000)	Annual payroll (\$1,000)	Paid employees for pay period including March 12 (number)	Estab- lish- ments (number)	Sales (\$1,000)
<b>Mississippi—Con.</b>										
DeSoto County .....	75	1 167 201	49 951	1 742	65	(D)	(D)	GG	10	(D)
Hernando .....	7	12 031	939	38	7	12 031	939	38	—	—
Horn Lake .....	8	25 635	2 279	96	8	25 635	2 279	96	—	—
Olive Branch .....	9	(D)	(D)	CC	8	28 014	2 964	135	1	(D)
Southaven .....	27	(D)	(D)	GG	23	(D)	(D)	GG	4	31 267
Balance of county .....	24	(D)	(D)	EE	19	31 822	3 275	149	5	(D)
Forrest County .....	152	849 379	38 548	1 838	137	347 883	29 614	1 436	15	501 496
Hattiesburg (part) ▲ .....	125	(D)	(D)	GG	117	(D)	(D)	GG	8	(D)
Petal .....	12	72 785	1 829	80	8	4 565	530	32	4	68 220
Balance of county .....	15	(D)	(D)	EE	12	(D)	(D)	CC	3	(D)
Franklin County .....	6	9 227	334	19	6	9 227	334	19	—	—
George County .....	16	38 943	2 678	140	15	(D)	(D)	CC	1	(D)
Lucedale .....	7	26 387	1 795	75	7	26 387	1 795	75	—	—
Balance of county .....	9	12 556	883	65	8	(D)	(D)	BB	1	(D)
Greene County .....	3	9 493	1 060	61	3	9 493	1 060	61	—	—
Grenada County .....	48	116 652	5 780	305	44	61 235	4 917	264	4	55 417
Grenada .....	36	51 627	3 812	202	34	(D)	(D)	CC	2	(D)
Balance of county .....	12	65 025	1 968	103	10	(D)	(D)	BB	2	(D)
Hancock County .....	28	(D)	(D)	CC	27	(D)	(D)	CC	1	(D)
Bay St. Louis .....	13	7 484	645	39	13	7 484	645	39	—	—
Waveland .....	8	7 169	773	40	8	7 169	773	40	—	—
Balance of county .....	7	(D)	(D)	BB	6	(D)	(D)	BB	1	(D)
Harrison County .....	244	515 019	43 372	2 096	232	(D)	(D)	GG	12	(D)
Biloxi .....	65	146 206	11 975	643	60	130 546	11 346	613	5	15 660
D'lberville ▲ .....	5	6 511	490	65	5	6 511	490	65	—	—
Gulfport .....	121	190 337	19 778	971	117	170 042	17 892	912	4	20 295
Long Beach .....	7	(D)	(D)	BB	6	(D)	(D)	BB	1	(D)
Pass Christian .....	6	(D)	(D)	BB	6	(D)	(D)	BB	—	—
Balance of county .....	40	(D)	(D)	EE	38	(D)	(D)	EE	2	(D)
Hinds County .....	579	3 095 691	219 178	8 045	470	1 880 018	156 787	6 314	109	1 215 673
Clinton .....	22	73 668	1 796	116	18	28 987	1 257	93	4	44 681
Jackson (part) ▲ .....	518	2 898 993	198 366	7 410	418	1 769 446	148 029	5 940	100	1 129 547
Balance of county .....	39	123 030	19 016	519	34	81 585	7 051	281	5	41 445
Holmes County .....	18	51 074	2 291	152	17	(D)	(D)	CC	1	(D)
Durant .....	3	5 308	264	13	3	5 308	264	13	—	—
Balance of county .....	15	45 766	2 027	139	14	(D)	(D)	CC	1	(D)
Humphreys County .....	20	70 460	3 501	155	20	70 460	3 501	155	—	—
Belzoni .....	17	60 423	2 697	124	17	60 423	2 697	124	—	—
Balance of county .....	3	10 037	804	31	3	10 037	804	31	—	—
Issaquena County .....	2	(D)	(D)	AA	2	(D)	(D)	AA	—	—
Itawamba County .....	16	30 849	2 984	163	16	30 849	2 984	163	—	—
Fulton .....	8	6 578	777	41	8	6 578	777	41	—	—
Balance of county .....	8	24 271	2 207	122	8	24 271	2 207	122	—	—
Jackson County .....	91	(D)	(D)	FF	85	(D)	(D)	FF	6	(D)
Gautier .....	2	(D)	(D)	AA	1	(D)	(D)	AA	1	(D)
Moss Point .....	10	29 899	2 991	152	10	29 899	2 991	152	—	—
Ocean Springs .....	17	29 260	2 939	137	16	(D)	(D)	BB	1	(D)
Pascagoula .....	46	136 172	7 992	375	44	(D)	(D)	EE	2	(D)
Balance of county .....	16	(D)	(D)	BB	14	(D)	(D)	BB	2	(D)
Jasper County .....	17	41 231	1 870	111	15	(D)	(D)	BB	2	(D)
Jefferson County .....	3	4 484	281	14	3	4 484	281	14	—	—
Jefferson Davis County .....	5	(D)	(D)	BB	5	(D)	(D)	BB	—	—
Jones County .....	115	218 006	19 161	960	95	181 852	15 156	829	20	36 154
Ellisville .....	4	4 127	258	15	4	4 127	258	15	—	—
Laurel .....	90	185 002	16 488	780	71	(D)	(D)	FF	19	(D)
Balance of county .....	21	28 877	2 415	165	20	(D)	(D)	CC	1	(D)
Kemper County .....	4	4 570	164	11	4	4 570	164	11	—	—
Lafayette County .....	26	39 270	3 231	185	23	31 643	3 086	178	3	7 627
Oxford .....	20	36 413	3 090	170	18	(D)	(D)	CC	2	(D)
Balance of county .....	6	2 857	141	15	5	(D)	(D)	AA	1	(D)
Lamar County .....	23	35 340	2 356	135	21	(D)	(D)	CC	2	(D)
Hattiesburg (part) ▲ .....	1	(D)	(D)	AA	1	(D)	(D)	AA	—	—
Balance of county .....	22	(D)	(D)	CC	20	(D)	(D)	CC	2	(D)
Lauderdale County .....	136	846 691	41 833	1 803	123	650 684	39 173	1 681	13	196 007
Meridian .....	119	809 021	38 797	1 647	108	(D)	(D)	GG	11	(D)
Balance of county .....	17	37 670	3 036	156	15	(D)	(D)	CC	2	(D)
Lawrence County .....	9	5 398	810	42	9	5 398	810	42	—	—
Leake County .....	16	22 187	1 216	83	16	22 187	1 216	83	—	—
Carthage .....	13	(D)	(D)	BB	13	(D)	(D)	BB	—	—
Balance of county .....	3	(D)	(D)	AA	3	(D)	(D)	AA	—	—
Lee County .....	235	819 726	57 705	2 478	212	693 534	53 240	2 283	23	126 192
Baldwyn (part) ▲ .....	13	15 194	704	37	13	15 194	704	37	—	—
Tupelo .....	186	708 376	50 656	2 154	164	(D)	(D)	GG	22	(D)
Verona .....	2	(D)	(D)	BB	1	(D)	(D)	AA	—	(D)
Balance of county .....	34	(D)	(D)	EE	34	(D)	(D)	EE	1	(D)

**Table 4. Summary Statistics for Counties and for Places With 2,500 Inhabitants or More: 1992—Con.**

[For meaning of abbreviations and symbols, see introductory text. For explanation of terms and comparability of 1987 and 1992 censuses, see appendix A. For information on geographic areas followed by ▲, see appendix F]

Geographic area	Estab-lish-ments (number)	Sales (\$1,000)	Annual payroll (\$1,000)	Paid employees for pay period including March 12 (number)	Merchant wholesalers			Other operating types		
					Estab-lish-ments (number)	Sales (\$1,000)	Annual payroll (\$1,000)	Paid employees for pay period including March 12 (number)	Estab-lish-ments (number)	Sales (\$1,000)
<b>Mississippi—Con.</b>										
Leflore County .....	76	850 766	23 691	1 079	66	827 372	22 592	1 037	10	23 394
Greenwood .....	72	849 654	23 549	1 069	62	826 260	22 450	1 027	10	23 394
Balance of county .....	4	1 112	142	10	4	1 112	142	10	—	—
Lincoln County .....	44	396 627	12 079	575	40	(D)	(D)	FF	4	(D)
Brookhaven .....	30	29 397	2 904	140	27	(D)	(D)	CC	3	(D)
Balance of county .....	14	367 230	9 175	435	13	(D)	(D)	EE	1	(D)
Lowndes County .....	112	334 553	25 626	1 334	107	(D)	(D)	GG	5	(D)
Columbus .....	92	284 749	21 776	1 108	89	272 694	21 120	1 069	3	12 055
Balance of county .....	20	49 804	3 850	226	18	(D)	(D)	CC	2	(D)
Madison County .....	107	462 571	26 709	1 096	84	352 043	19 644	899	23	110 528
Canton .....	20	160 014	6 589	329	17	(D)	(D)	EE	3	(D)
Jackson (part) ▲ .....	3	6 125	535	13	2	(D)	(D)	AA	1	(D)
Madison .....	11	33 136	2 704	131	8	(D)	(D)	CC	3	(D)
Ridgeland .....	52	111 027	11 739	405	39	55 047	6 389	275	13	55 980
Balance of county .....	21	152 269	5 142	218	18	(D)	(D)	CC	3	(D)
Marion County .....	33	104 943	4 651	225	30	(D)	(D)	CC	3	(D)
Columbia .....	22	(D)	(D)	CC	19	(D)	(D)	CC	3	(D)
Balance of county .....	11	(D)	(D)	BB	11	(D)	(D)	BB	—	—
Marshall County .....	16	36 335	2 062	122	15	(D)	(D)	CC	1	(D)
Holly Springs .....	9	(D)	(D)	BB	8	(D)	(D)	BB	1	(D)
Balance of county .....	7	(D)	(D)	BB	7	(D)	(D)	BB	—	—
Monroe County .....	41	55 648	4 444	218	40	(D)	(D)	CC	1	(D)
Aberdeen .....	13	21 427	1 815	101	13	21 427	1 815	101	—	—
Amory .....	17	19 697	1 972	79	17	19 697	1 972	79	—	—
Balance of county .....	11	14 524	657	38	10	(D)	(D)	BB	1	(D)
Montgomery County .....	13	24 736	1 362	77	12	(D)	(D)	BB	1	(D)
Winona .....	8	9 416	446	27	8	9 416	446	27	—	—
Balance of county .....	5	15 320	916	50	4	(D)	(D)	BB	1	(D)
Neshoba County .....	46	115 576	6 608	309	43	(D)	(D)	EE	3	(D)
Philadelphia .....	30	98 818	5 500	250	29	(D)	(D)	CC	1	(D)
Balance of county .....	16	16 758	1 108	59	14	(D)	(D)	BB	2	(D)
Newton County .....	15	31 988	2 143	119	15	31 988	2 143	119	—	—
Newton .....	7	12 526	1 269	76	7	12 526	1 269	76	—	—
Balance of county .....	8	19 462	874	43	8	19 462	874	43	—	—
Noxubee County .....	13	23 871	985	80	13	23 871	985	80	—	—
Oktoberfest County .....	24	24 183	2 611	137	23	(D)	(D)	CC	1	(D)
Starkville .....	24	24 183	2 611	137	23	(D)	(D)	CC	1	(D)
Balance of county .....	—	—	—	—	—	—	—	—	—	—
Panola County .....	45	203 437	11 763	517	40	172 934	10 377	434	5	30 503
Batesville .....	25	157 142	8 339	323	24	(D)	(D)	EE	1	(D)
Balance of county .....	20	46 295	3 424	194	16	(D)	(D)	CC	4	(D)
Pearl River County .....	33	51 845	3 451	206	31	(D)	(D)	CC	2	(D)
Picayune .....	19	27 662	2 097	129	19	27 662	2 097	129	—	—
Poplarville .....	7	7 174	833	38	7	7 174	833	38	—	—
Balance of county .....	7	17 009	521	39	5	(D)	(D)	BB	2	(D)
Perry County .....	5	9 892	349	20	5	9 892	349	20	—	—
Pike County .....	78	139 577	11 611	616	74	122 188	10 290	561	4	17 389
McComb .....	47	75 093	7 855	418	45	(D)	(D)	EE	2	(D)
Balance of county .....	31	64 484	3 756	198	29	(D)	(D)	CC	2	(D)
Pontotoc County .....	26	49 045	3 113	179	25	(D)	(D)	CC	1	(D)
Pontotoc .....	19	(D)	(D)	CC	18	(D)	(D)	CC	1	(D)
Balance of county .....	7	(D)	(D)	BB	7	(D)	(D)	BB	—	—
Prentiss County .....	34	55 480	2 987	171	28	31 108	1 921	108	6	24 372
Baldwyn (part) ▲ .....	9	12 726	604	31	9	12 726	604	31	—	—
Booneville .....	18	38 263	1 967	122	14	(D)	(D)	BB	4	(D)
Balance of county .....	7	4 491	416	18	5	(D)	(D)	AA	2	(D)
Quitman County .....	11	21 778	1 038	48	10	(D)	(D)	BB	1	(D)
Rankin County .....	182	656 071	54 712	1 959	154	544 061	49 146	1 742	28	112 010
Brandon .....	27	45 765	1 883	77	20	(D)	(D)	BB	7	(D)
Flowood .....	17	72 986	3 452	133	15	(D)	(D)	BB	2	(D)
Jackson (part) ▲ .....	24	169 336	15 686	496	22	(D)	(D)	EE	2	(D)
Pearl .....	69	254 091	23 246	821	58	223 288	20 872	718	11	30 803
Richland .....	25	92 019	8 047	329	21	81 876	6 721	274	4	10 143
Balance of county .....	20	21 874	2 398	103	18	(D)	(D)	CC	2	(D)
Scott County .....	44	70 221	3 469	258	42	(D)	(D)	CC	2	(D)
Forest .....	20	47 463	2 069	163	18	(D)	(D)	CC	2	(D)
Morton .....	10	(D)	(D)	BB	10	(D)	(D)	BB	—	—
Balance of county .....	14	(D)	(D)	BB	14	(D)	(D)	BB	—	—
Sharkey County .....	15	30 913	2 007	98	14	(D)	(D)	BB	1	(D)
Simpson County .....	22	26 926	1 864	107	22	26 926	1 864	107	—	—
Magee .....	11	18 842	1 403	76	11	18 842	1 403	76	—	—
Balance of county .....	11	8 084	461	31	11	8 084	461	31	—	—
Smith County .....	8	(D)	(D)	BB	7	(D)	(D)	BB	1	(D)

**Table 4. Summary Statistics for Counties and for Places With 2,500 Inhabitants or More: 1992—Con.**

[For meaning of abbreviations and symbols, see introductory text. For explanation of terms and comparability of 1987 and 1992 censuses, see appendix A. For information on geographic areas followed by ▲, see appendix F]

Geographic area	Estab-lish-ments (number)	Sales (\$1,000)	Annual payroll (\$1,000)	Paid employees for pay period including March 12 (number)	Merchant wholesalers			Other operating types		
					Estab-lish-ments (number)	Sales (\$1,000)	Annual payroll (\$1,000)	Paid employees for pay period including March 12 (number)	Estab-lish-ments (number)	Sales (\$1,000)
<b>Mississippi—Con.</b>										
Stone County .....	18	19 223	877	42	17	(D)	(D)	BB	1	(D)
Wiggins .....	13	(D)	(D)	BB	12	(D)	(D)	BB	1	(D)
Balance of county .....	5	(D)	(D)	AA	5	(D)	(D)	AA	—	—
Sunflower County .....	36	595 118	24 179	1 003	36	595 118	24 179	1 003	—	—
Indianola .....	21	(D)	(D)	FF	21	(D)	(D)	FF	—	—
Ruleville .....	4	13 850	470	27	4	13 850	470	27	—	—
Balance of county .....	11	(D)	(D)	BB	11	(D)	(D)	BB	—	—
Tallahatchie County .....	21	38 662	3 042	207	20	(D)	(D)	CC	1	(D)
Tate County .....	20	48 429	2 027	129	17	(D)	(D)	BB	3	(D)
Senatobia .....	12	(D)	(D)	BB	10	(D)	(D)	BB	2	(D)
Balance of county .....	8	(D)	(D)	BB	7	(D)	(D)	BB	1	(D)
Tippah County .....	27	47 207	3 004	194	26	(D)	(D)	CC	1	(D)
Ripley .....	15	32 990	2 352	114	15	32 990	2 352	114	—	—
Balance of county .....	12	14 217	652	80	11	(D)	(D)	BB	1	(D)
Tishomingo County .....	25	35 315	2 412	154	25	35 315	2 412	154	—	—
Iuka .....	5	3 878	287	13	5	3 878	287	13	—	—
Balance of county .....	20	31 437	2 125	141	20	31 437	2 125	141	—	—
Tunica County .....	16	68 122	2 982	170	16	68 122	2 982	170	—	—
Union County .....	23	206 050	10 185	267	20	(D)	(D)	CC	3	(D)
New Albany .....	18	(D)	(D)	CC	15	(D)	(D)	CC	3	(D)
Balance of county .....	5	(D)	(D)	BB	5	(D)	(D)	BB	—	—
Walthall County .....	16	37 854	2 259	181	15	(D)	(D)	CC	1	(D)
Warren County .....	65	299 058	15 636	693	60	203 238	13 965	622	5	95 820
Vicksburg .....	57	250 819	13 927	616	53	(D)	(D)	FF	4	(D)
Balance of county .....	8	48 239	1 709	77	7	(D)	(D)	BB	1	(D)
Washington County .....	119	391 938	27 263	1 158	112	361 277	25 676	1 078	7	30 661
Greenville .....	91	261 987	20 150	878	86	(D)	(D)	FF	5	(D)
Hollandale .....	2	(D)	(D)	AA	2	(D)	(D)	AA	—	—
Leland .....	9	23 075	1 927	90	9	23 075	1 927	90	—	—
Balance of county .....	17	(D)	(D)	CC	15	(D)	(D)	CC	2	(D)
Wayne County .....	36	145 638	6 407	281	35	(D)	(D)	EE	1	(D)
Waynesboro .....	27	(D)	(D)	CC	26	(D)	(D)	CC	1	(D)
Balance of county .....	9	(D)	(D)	BB	9	(D)	(D)	BB	—	—
Webster County .....	7	10 243	1 025	58	6	(D)	(D)	BB	1	(D)
Wilkinson County .....	12	25 532	1 103	54	12	25 532	1 103	54	—	—
Winston County .....	20	26 012	2 252	97	19	(D)	(D)	BB	1	(D)
Louisville .....	17	(D)	(D)	BB	16	(D)	(D)	BB	1	(D)
Balance of county .....	3	(D)	(D)	AA	3	(D)	(D)	AA	—	—
Yalobusha County .....	9	(D)	(D)	BB	7	(D)	(D)	BB	2	(D)
Water Valley .....	7	(D)	(D)	BB	6	(D)	(D)	BB	1	(D)
Balance of county .....	2	(D)	(D)	AA	1	(D)	(D)	AA	1	(D)
Yazoo County .....	43	97 652	6 580	227	41	(D)	(D)	CC	2	(D)
Yazoo City .....	28	(D)	(D)	CC	26	(D)	(D)	CC	2	(D)
Balance of county .....	15	(D)	(D)	BB	15	(D)	(D)	BB	—	—

**Table 5. Summary Statistics for Places With 200 Establishments or More: 1992**

[For meaning of abbreviations and symbols, see introductory text. For explanation of terms and comparability of 1987 and 1992 censuses, see appendix A. For information on geographic areas followed by ▲, see appendix F]

SIC code	Geographic area and kind of business	Estab-lish-ments (number)	Sales (\$1,000)	Annual payroll (\$1,000)	Paid employees for pay period including March 12 (number)	Merchant wholesalers				Other operating types	
						Estab-lish-ments (number)	Sales (\$1,000)	Annual payroll (\$1,000)	Paid employees for pay period including March 12 (number)	Estab-lish-ments (number)	Sales (\$1,000)
<b>JACKSON ▲</b>											
	<b>Wholesale trade -----</b>	<b>545</b>	<b>3 074 454</b>	<b>214 587</b>	<b>7 919</b>	<b>442</b>	<b>1 938 376</b>	<b>163 712</b>	<b>6 434</b>	<b>103</b>	<b>1 136 078</b>
<b>50</b>	<b>Durable goods -----</b>	<b>368</b>	<b>1 334 988</b>	<b>133 511</b>	<b>4 798</b>	<b>307</b>	<b>1 057 019</b>	<b>112 271</b>	<b>4 269</b>	<b>61</b>	<b>277 969</b>
501	Motor vehicles and motor vehicle parts and supplies -----	59	263 631	20 568	932	52	250 048	19 112	866	7	13 583
5012	Automobiles and other motor vehicles -----	14	109 700	7 442	347	14	109 700	7 442	347	—	—
5013	Motor vehicle supplies and new parts -----	35	94 962	9 674	444	29	(D)	(D)	EE	6	(D)
5014	Tires and tubes -----	8	(D)	(D)	CC	7	(D)	(D)	CC	1	(D)
5015	Motor vehicle parts, used -----	2	(D)	(D)	AA	2	(D)	(D)	AA	—	—
502	Furniture and home furnishings -----	17	(D)	(D)	CC	12	(D)	(D)	CC	5	14 831
5021	Furniture -----	9	(D)	(D)	BB	5	(D)	(D)	BB	4	(D)
5023	Home furnishings -----	8	(D)	(D)	BB	7	(D)	(D)	BB	1	(D)
503	Lumber and other construction materials -----	23	81 997	6 678	268	23	81 997	6 678	268	—	—
5031	Lumber, plywood, millwork, and wood panels -----	14	70 089	5 594	211	14	70 089	5 594	211	—	—
5032	Brick, stone, and related construction materials -----	2	(D)	(D)	AA	2	(D)	(D)	AA	—	—
5033	Roofing, siding, and insulation materials -----	5	6 433	357	20	5	6 433	357	20	—	—
5039	Construction materials, n.e.c. -----	2	(D)	(D)	BB	2	(D)	(D)	BB	—	—
504	Professional and commercial equipment and supplies -----	63	327 857	41 828	1 259	52	(D)	(D)	FF	11	(D)
5043	Photographic equipment and supplies -----	—	—	—	—	—	—	—	—	—	—
5044	Office equipment -----	16	30 633	6 757	252	11	(D)	(D)	CC	5	(D)
5045	Computers and computer peripheral equipment and software -----	17	(D)	(D)	EE	12	(D)	(D)	CC	5	(D)
5046	Commercial equipment, n.e.c. -----	6	(D)	(D)	BB	6	(D)	(D)	BB	—	—
5047	Medical, dental, and hospital equipment and supplies -----	13	(D)	(D)	EE	12	(D)	(D)	EE	1	(D)
5048	Ophthalmic goods -----	4	(D)	(D)	BB	4	(D)	(D)	BB	—	—
5049	Professional equipment and supplies, n.e.c. -----	7	41 155	6 680	159	7	41 155	6 680	159	—	—
505	Metals and minerals, except petroleum -----	14	104 630	3 501	134	8	(D)	(D)	CC	6	(D)
5051	Metals service centers and offices -----	14	104 630	3 501	134	8	(D)	(D)	CC	6	(D)
5052	Coal and other minerals and ores -----	—	—	—	—	—	—	—	—	—	—
506	Electrical goods -----	55	174 920	16 933	602	39	117 666	14 753	535	16	57 254
5063	Electrical apparatus and equipment, wiring supplies, and construction materials -----	34	123 784	9 709	344	21	(D)	(D)	EE	13	(D)
5064	Electrical appliances, television and radio sets -----	8	(D)	(D)	CC	8	(D)	(D)	CC	—	—
5065	Electronic parts and equipment, n.e.c. -----	13	(D)	(D)	CC	10	(D)	(D)	CC	3	(D)
507	Hardware, and plumbing and heating equipment and supplies -----	36	100 783	10 094	344	31	(D)	(D)	EE	5	(D)
5072	Hardware -----	10	(D)	(D)	CC	9	(D)	(D)	CC	1	(D)
5074	Plumbing and heating equipment and supplies (hydronics) -----	9	41 574	3 093	117	7	(D)	(D)	CC	2	(D)
5075	Warm air heating and air-conditioning equipment and supplies -----	12	26 551	2 219	84	11	(D)	(D)	BB	1	(D)
5078	Refrigeration equipment and supplies -----	5	(D)	(D)	BB	4	(D)	(D)	BB	1	(D)
508	Machinery, equipment, and supplies -----	80	187 202	26 744	935	72	175 432	26 099	916	8	11 770
5082	Construction and mining (except petroleum) machinery and equipment -----	7	55 595	10 785	264	7	55 595	10 785	264	—	—
5083	Farm and garden machinery and equipment -----	3	2 332	147	6	3	2 332	147	6	—	—
5084	Industrial machinery and equipment -----	32	54 135	7 167	270	26	(D)	(D)	EE	6	(D)
5085	Industrial supplies -----	26	55 059	5 829	265	25	(D)	(D)	EE	1	(D)
5087	Service establishment equipment and supplies -----	12	20 081	2 816	130	11	(D)	(D)	CC	1	(D)
5088	Transportation equipment and supplies, except motor vehicles -----	—	—	—	—	—	—	—	—	—	—
509	Miscellaneous durable goods -----	21	(D)	(D)	CC	18	(D)	(D)	CC	3	(D)
5091	Sporting and recreational goods and supplies -----	3	4 472	487	30	3	4 472	487	30	—	—
5092	Toys and hobby goods and supplies -----	—	—	—	—	—	—	—	—	—	—
5093	Scrap and waste materials -----	7	(D)	(D)	BB	7	(D)	(D)	BB	—	—
5094	Jewelry, watches, precious stones, and precious metals -----	2	(D)	(D)	AA	2	(D)	(D)	AA	—	—
5099	Durable goods, n.e.c. -----	9	(D)	(D)	BB	6	(D)	(D)	BB	3	(D)
<b>51</b>	<b>Nondurable goods -----</b>	<b>177</b>	<b>1 739 466</b>	<b>81 076</b>	<b>3 121</b>	<b>135</b>	<b>881 357</b>	<b>51 441</b>	<b>2 165</b>	<b>42</b>	<b>858 109</b>
511	Paper and paper products -----	31	(D)	(D)	EE	27	77 121	8 306	342	4	(D)
5111	Printing and writing paper -----	4	(D)	(D)	CC	4	(D)	(D)	CC	—	—
5112	Stationery and office supplies -----	20	(D)	(D)	CC	17	(D)	(D)	CC	3	(D)
5113	Industrial and personal service paper -----	7	(D)	(D)	BB	6	(D)	(D)	BB	1	(D)
512	Drugs, drug proprietaries, and druggists' sundries -----	5	(D)	(D)	BB	4	(D)	(D)	BB	1	(D)
5122	Drugs, drug proprietaries, and druggists' sundries -----	5	(D)	(D)	BB	4	(D)	(D)	BB	1	(D)
513	Apparel, piece goods, and notions -----	16	(D)	(D)	CC	12	(D)	(D)	BB	4	(D)
5131	Piece goods, notions, and other dry goods -----	3	(D)	(D)	BB	2	(D)	(D)	BB	1	(D)
5136	Men's and boys' clothing and furnishings -----	7	(D)	(D)	BB	6	(D)	(D)	BB	1	(D)
5137	Women's, children's, and infants' clothing and accessories -----	6	(D)	(D)	CC	4	(D)	(D)	AA	2	(D)
5139	Footwear -----	—	—	—	—	—	—	—	—	—	—
514	Groceries and related products -----	56	(D)	(D)	GG	38	(D)	(D)	GG	18	358 989
5141	Groceries, general line -----	6	230 756	12 251	428	3	(D)	(D)	EE	3	(D)
5142	Packaged frozen foods -----	6	(D)	(D)	EE	3	(D)	(D)	EE	3	(D)
5143	Dairy products, except dried or canned -----	2	(D)	(D)	AA	2	(D)	(D)	AA	—	—
5144	Poultry and poultry products -----	3	(D)	(D)	AA	3	(D)	(D)	AA	—	—
5145	Confectionery -----	8	35 449	4 086	208	7	(D)	(D)	BB	1	(D)

**Table 5. Summary Statistics for Places With 200 Establishments or More: 1992 —Con.**

[For meaning of abbreviations and symbols, see introductory text. For explanation of terms and comparability of 1987 and 1992 censuses, see appendix A. For information on geographic areas followed by ▲, see appendix F]

SIC code	Geographic area and kind of business	Estab-lish-ments (number)	Sales (\$1,000)	Annual payroll (\$1,000)	Paid employees for pay period including March 12 (number)	Merchant wholesalers			Other operating types	
						Estab-lish-ments (number)	Sales (\$1,000)	Annual payroll (\$1,000)	Paid employees for pay period including March 12 (number)	Estab-lish-ments (number)
<b>JACKSON ▲—Con.</b>										
<b>51</b>	<b>Nondurable goods —Con.</b>									
514	Groceries and related products —Con.									
5146	Fish and seafoods .....	1	(D)	(D)	AA	1	(D)	(D)	AA	—
5147	Meats and meat products .....	7	(D)	(D)	EE	5	(D)	(D)	CC	2 (D)
5148	Fresh fruits and vegetables .....	8	(D)	(D)	BB	8	(D)	(D)	BB	—
5149	Groceries and related products, n.e.c. ....	15	(D)	(D)	EE	6	(D)	(D)	BB	9 (D)
515	Farm-product raw materials .....	4	(D)	(D)	BB	3	(D)	(D)	BB	1 (D)
5153	Grain and field beans .....	1	(D)	(D)	AA	1	(D)	(D)	AA	—
5154	Livestock .....	3	(D)	(D)	AA	2	(D)	(D)	AA	1 (D)
5159	Farm-product raw materials, n.e.c. ....	—	—	—	—	—	—	—	—	—
516	Chemicals and allied products .....	11	(D)	(D)	BB	8	(D)	(D)	BB	3 (D)
5162	Plastics materials and basic forms and shapes ...	2	(D)	(D)	AA	2	(D)	(D)	AA	—
5169	Chemicals and allied products, n.e.c. ....	9	(D)	(D)	BB	6	(D)	(D)	BB	3 (D)
517	Petroleum and petroleum products .....	13	(D)	(D)	EE	10	(D)	(D)	BB	3 (D)
5171	Petroleum bulk stations and terminals .....	10	(D)	(D)	CC	8	(D)	(D)	BB	2 (D)
5172	Petroleum and petroleum products wholesalers, except bulk stations and terminals .....	3	(D)	(D)	AA	2	(D)	(D)	AA	1 (D)
518	Beer, wine, and distilled alcoholic beverages .....	6	(D)	(D)	EE	4	(D)	(D)	CC	2 (D)
5181	Beer and ale .....	3	(D)	(D)	CC	3	(D)	(D)	CC	—
5182	Wine and distilled alcoholic beverages .....	3	(D)	(D)	BB	1	(D)	(D)	AA	2 (D)
519	Miscellaneous nondurable goods .....	35	(D)	(D)	EE	29	(D)	(D)	CC	6 (D)
5191	Farm supplies .....	6	(D)	(D)	BB	3	(D)	(D)	BB	3 (D)
5192	Books, periodicals, and newspapers .....	5	7 884	1 280	59	4	(D)	(D)	BB	1 (D)
5193	Flowers, nursery stock, and florists' supplies .....	5	(D)	(D)	BB	5	(D)	(D)	BB	—
5194	Tobacco and tobacco products .....	5	(D)	(D)	BB	5	(D)	(D)	BB	—
5198	Paints, varnishes, and supplies .....	4	(D)	(D)	BB	2	(D)	(D)	BB	2 (D)
5199	Nondurable goods, n.e.c. ....	10	(D)	(D)	BB	10	(D)	(D)	BB	—

**Table 6. Summary Statistics for Counties With 200 Establishments or More: 1992**

[For meaning of abbreviations and symbols, see introductory text. For explanation of terms and comparability of 1987 and 1992 censuses, see appendix A. For information on geographic areas followed by ▲, see appendix F]

SIC code	Geographic area and kind of business	Estab-lish-ments (number)	Sales (\$1,000)	Annual payroll (\$1,000)	Paid employees for pay period including March 12 (number)	Merchant wholesalers			Other operating types	
						Estab-lish-ments (number)	Sales (\$1,000)	Annual payroll (\$1,000)	Paid employees for pay period including March 12 (number)	Estab-lish-ments (number)
<b>HARRISON COUNTY</b>										
	<b>Wholesale trade .....</b>	<b>244</b>	<b>515 019</b>	<b>43 372</b>	<b>2 096</b>	<b>232</b>	<b>(D)</b>	<b>(D)</b>	<b>GG</b>	<b>12 (D)</b>
<b>50</b>	<b>Durable goods .....</b>	<b>143</b>	<b>203 509</b>	<b>22 723</b>	<b>1 010</b>	<b>140</b>	<b>(D)</b>	<b>(D)</b>	<b>FF</b>	<b>3 (D)</b>
501	Motor vehicles and motor vehicle parts and supplies .....	32	27 389	3 859	174	31	(D)	(D)	CC	1 (D)
502	Furniture and homefurnishings .....	7	6 371	1 136	64	7	6 371	1 136	64	—
503	Lumber and other construction materials .....	10	48 794	2 941	110	10	48 794	2 941	110	—
504	Professional and commercial equipment and supplies .....	21	22 670	3 742	166	20	(D)	(D)	CC	1 (D)
505	Metals and minerals, except petroleum .....	1	(D)	(D)	BB	1	(D)	(D)	BB	—
506	Electrical goods .....	12	12 307	1 449	64	12	12 307	1 449	64	—
507	Hardware, and plumbing and heating equipment and supplies .....	15	14 205	1 346	73	15	14 205	1 346	73	—
508	Machinery, equipment, and supplies .....	31	45 286	4 219	201	30	(D)	(D)	CC	1 (D)
509	Miscellaneous durable goods .....	14	(D)	(D)	BB	14	(D)	(D)	BB	—
<b>51</b>	<b>Nondurable goods .....</b>	<b>101</b>	<b>311 510</b>	<b>20 649</b>	<b>1 086</b>	<b>92</b>	<b>(D)</b>	<b>(D)</b>	<b>GG</b>	<b>9 (D)</b>
511	Paper and paper products .....	10	(D)	(D)	BB	9	9 615	1 151	72	1 (D)
512	Drugs, drug proprietaries, and druggists' sundries ...	4	(D)	(D)	BB	4	(D)	(D)	BB	—
513	Apparel, piece goods, and notions .....	—	—	—	—	—	—	—	—	—
514	Groceries and related products .....	50	169 053	7 950	449	44	(D)	(D)	EE	6 (D)
515	Farm-product raw materials .....	—	—	—	—	—	—	—	—	—
516	Chemicals and allied products .....	6	6 415	1 303	58	5	(D)	(D)	BB	1 (D)
517	Petroleum and petroleum products .....	9	27 510	1 942	99	9	27 510	1 942	99	—
518	Beer, wine, and distilled alcoholic beverages .....	4	50 973	4 494	190	4	50 973	4 494	190	—
519	Miscellaneous nondurable goods .....	18	(D)	(D)	CC	17	(D)	(D)	CC	1 (D)

**MS—22 MISSISSIPPI**

**WHOLESALE TRADE—GEOGRAPHIC AREA SERIES**



**Table 6. Summary Statistics for Counties With 200 Establishments or More: 1992 — Con.**

[For meaning of abbreviations and symbols, see introductory text. For explanation of terms and comparability of 1987 and 1992 censuses, see appendix A. For information on geographic areas followed by ▲, see appendix F]

SIC code	Geographic area and kind of business	Estab-lish-ments (number)	Sales (\$1,000)	Annual payroll (\$1,000)	Paid employees for pay period including March 12 (number)	Merchant wholesalers			Other operating types		
						Estab-lish-ments (number)	Sales (\$1,000)	Annual payroll (\$1,000)	Paid employees for pay period including March 12 (number)	Estab-lish-ments (number)	Sales (\$1,000)
<b>HINDS COUNTY</b>											
	<b>Wholesale trade -----</b>	<b>579</b>	<b>3 095 691</b>	<b>219 178</b>	<b>8 045</b>	<b>470</b>	<b>1 880 018</b>	<b>156 787</b>	<b>6 314</b>	<b>109</b>	<b>1 215 673</b>
<b>50</b>	<b>Durable goods -----</b>	<b>384</b>	<b>1 242 789</b>	<b>125 125</b>	<b>4 584</b>	<b>319</b>	<b>960 195</b>	<b>103 867</b>	<b>4 043</b>	<b>65</b>	<b>282 594</b>
501	Motor vehicles and motor vehicle parts and supplies -----	60	201 933	18 284	832	53	187 426	17 021	770	7	14 507
5012	Automobiles and other motor vehicles -----	13	(D)	(D)	EE	13	(D)	(D)	EE	—	—
5013	Motor vehicle supplies and new parts -----	38	(D)	(D)	EE	32	(D)	(D)	EE	6	(D)
5014	Tires and tubes -----	8	(D)	(D)	CC	7	(D)	(D)	CC	1	(D)
5015	Motor vehicle parts, used -----	1	(D)	(D)	AA	1	(D)	(D)	AA	—	—
502	Furniture and homefurnishings -----	18	49 647	4 041	182	13	34 816	3 455	167	5	14 831
5021	Furniture -----	10	(D)	(D)	CC	6	(D)	(D)	CC	4	(D)
5023	Homefurnishings -----	8	(D)	(D)	BB	7	(D)	(D)	BB	1	(D)
503	Lumber and other construction materials -----	25	(D)	(D)	EE	24	(D)	(D)	EE	1	(D)
5031	Lumber, plywood, millwork, and wood panels -----	16	(D)	(D)	CC	16	(D)	(D)	CC	—	—
5032	Brick, stone, and related construction materials -----	1	(D)	(D)	AA	1	(D)	(D)	AA	—	—
5033	Roofing, siding, and insulation materials -----	5	12 038	1 142	35	5	12 038	1 142	35	—	—
5039	Construction materials, n.e.c. -----	3	(D)	(D)	BB	2	(D)	(D)	BB	1	(D)
504	Professional and commercial equipment and supplies -----	69	323 260	41 189	1 245	56	226 217	26 638	958	13	97 043
5043	Photographic equipment and supplies -----	—	—	—	—	—	—	—	—	—	—
5044	Office equipment -----	19	(D)	(D)	EE	14	(D)	(D)	CC	5	(D)
5045	Computers and computer peripheral equipment and software -----	20	100 226	14 872	319	13	28 269	2 809	101	7	71 957
5046	Commercial equipment, n.e.c. -----	8	(D)	(D)	BB	8	(D)	(D)	BB	—	—
5047	Medical, dental, and hospital equipment and supplies -----	11	(D)	(D)	EE	10	(D)	(D)	EE	1	(D)
5048	Ophthalmic goods -----	4	(D)	(D)	BB	4	(D)	(D)	BB	—	—
5049	Professional equipment and supplies, n.e.c. -----	7	41 155	6 680	159	7	41 155	6 680	159	—	—
505	Metals and minerals, except petroleum -----	13	(D)	(D)	BB	7	(D)	(D)	BB	6	(D)
5051	Metals service centers and offices -----	13	(D)	(D)	BB	7	(D)	(D)	BB	6	(D)
5052	Coal and other minerals and ores -----	—	—	—	—	—	—	—	—	—	—
506	Electrical goods -----	54	172 064	16 676	597	38	114 810	14 496	530	16	57 254
5063	Electrical apparatus and equipment, wiring supplies, and construction materials -----	33	(D)	(D)	EE	20	(D)	(D)	EE	13	(D)
5064	Electrical appliances, television and radio sets -----	6	(D)	(D)	BB	6	(D)	(D)	BB	—	—
5065	Electronic parts and equipment, n.e.c. -----	15	(D)	(D)	CC	12	(D)	(D)	CC	3	(D)
507	Hardware, and plumbing and heating equipment and supplies -----	36	91 047	9 150	306	30	63 240	7 987	278	6	27 807
5072	Hardware -----	11	(D)	(D)	CC	10	20 400	4 177	113	1	(D)
5074	Plumbing and heating equipment and supplies (hydronics) -----	8	31 586	2 137	78	5	(D)	(D)	BB	3	(D)
5075	Warm air heating and air-conditioning equipment and supplies -----	12	26 551	2 219	84	11	(D)	(D)	BB	1	(D)
5078	Refrigeration equipment and supplies -----	5	(D)	(D)	BB	4	(D)	(D)	BB	1	(D)
508	Machinery, equipment, and supplies -----	83	152 606	21 065	828	76	(D)	(D)	FF	7	(D)
5082	Construction and mining (except petroleum) machinery and equipment -----	7	33 774	6 485	193	7	33 774	6 485	193	—	—
5083	Farm and garden machinery and equipment -----	6	(D)	(D)	BB	6	(D)	(D)	BB	—	—
5084	Industrial machinery and equipment -----	32	45 910	5 991	233	27	(D)	(D)	CC	5	(D)
5085	Industrial supplies -----	25	(D)	(D)	EE	24	(D)	(D)	EE	1	(D)
5087	Service establishment equipment and supplies -----	12	(D)	(D)	CC	11	10 213	2 087	109	1	(D)
5088	Transportation equipment and supplies, except motor vehicles -----	1	(D)	(D)	AA	1	(D)	(D)	AA	—	—
509	Miscellaneous durable goods -----	26	(D)	(D)	CC	22	48 319	3 594	177	4	(D)
5091	Sporting and recreational goods and supplies -----	6	6 268	628	43	5	(D)	(D)	BB	1	(D)
5092	Toys and hobby goods and supplies -----	—	—	—	—	—	—	—	—	—	—
5093	Scrap and waste materials -----	8	21 726	1 888	90	8	21 726	1 888	90	—	—
5094	Jewelry, watches, precious stones, and precious metals -----	2	(D)	(D)	AA	2	(D)	(D)	AA	—	—
5099	Durable goods, n.e.c. -----	10	24 248	1 149	57	7	(D)	(D)	BB	3	(D)
<b>51</b>	<b>Nondurable goods -----</b>	<b>195</b>	<b>1 852 902</b>	<b>94 053</b>	<b>3 461</b>	<b>151</b>	<b>919 823</b>	<b>52 920</b>	<b>2 271</b>	<b>44</b>	<b>933 079</b>
511	Paper and paper products -----	34	88 380	9 325	379	30	(D)	(D)	EE	4	(D)
5111	Printing and writing paper -----	4	(D)	(D)	CC	4	(D)	(D)	CC	—	—
5112	Stationery and office supplies -----	22	35 428	3 110	179	19	(D)	(D)	CC	3	(D)
5113	Industrial and personal service paper -----	8	(D)	(D)	BB	7	(D)	(D)	BB	1	(D)
512	Drugs, drug proprietaries, and druggists' sundries -----	6	(D)	(D)	EE	4	(D)	(D)	BB	2	(D)
5122	Drugs, drug proprietaries, and druggists' sundries -----	6	(D)	(D)	EE	4	(D)	(D)	BB	2	(D)
513	Apparel, piece goods, and notions -----	17	(D)	(D)	CC	12	(D)	(D)	BB	5	(D)
5131	Piece goods, notions, and other dry goods -----	3	(D)	(D)	BB	2	(D)	(D)	BB	1	(D)
5136	Men's and boys' clothing and furnishings -----	8	(D)	(D)	BB	6	(D)	(D)	BB	2	(D)
5137	Women's, children's, and infants' clothing and accessories -----	6	(D)	(D)	CC	4	(D)	(D)	AA	2	(D)
5139	Footwear -----	—	—	—	—	—	—	—	—	—	—
514	Groceries and related products -----	60	797 968	37 002	1 596	42	423 550	24 166	1 060	18	374 418
5141	Groceries, general line -----	6	230 756	12 251	428	3	(D)	(D)	EE	3	(D)
5142	Packaged frozen foods -----	5	(D)	(D)	EE	3	(D)	(D)	EE	2	(D)
5143	Dairy products, except dried or canned -----	2	(D)	(D)	AA	2	(D)	(D)	AA	—	—
5144	Poultry and poultry products -----	5	(D)	(D)	BB	4	(D)	(D)	BB	1	(D)
5145	Confectionery -----	8	35 449	4 086	208	7	(D)	(D)	BB	1	(D)

**Table 6. Summary Statistics for Counties With 200 Establishments or More: 1992 — Con.**

[For meaning of abbreviations and symbols, see introductory text. For explanation of terms and comparability of 1987 and 1992 censuses, see appendix A. For information on geographic areas followed by ▲, see appendix F]

SIC code	Geographic area and kind of business	Estab-lish-ments (number)	Sales (\$1,000)	Annual payroll (\$1,000)	Paid employees for pay period including March 12 (number)	Merchant wholesalers			Other operating types	
						Estab-lish-ments (number)	Sales (\$1,000)	Annual payroll (\$1,000)	Paid employees for pay period including March 12 (number)	Estab-lish-ments (number)
<b>HINDS COUNTY — Con.</b>										
<b>51</b>	<b>Nondurable goods — Con.</b>									
514	Groceries and related products — Con.									
5146	Fish and seafoods -----	1	(D)	(D)	AA	1	(D)	(D)	AA	—
5147	Meats and meat products -----	9	(D)	(D)	EE	7	(D)	(D)	CC	2
5148	Fresh fruits and vegetables -----	9	12 344	1 150	75	9	12 344	1 150	75	—
5149	Groceries and related products, n.e.c. -----	15	(D)	(D)	EE	6	(D)	(D)	BB	9
515	Farm-product raw materials -----	5	50 888	627	30	4	(D)	(D)	BB	1
5153	Grain and field beans -----	1	(D)	(D)	AA	1	(D)	(D)	AA	—
5154	Livestock -----	4	(D)	(D)	BB	3	(D)	(D)	BB	1
5159	Farm-product raw materials, n.e.c. -----	—	—	—	—	—	—	—	—	—
516	Chemicals and allied products -----	13	31 081	2 707	81	10	(D)	(D)	BB	3
5162	Plastics materials and basic forms and shapes -----	2	(D)	(D)	AA	2	(D)	(D)	AA	—
5169	Chemicals and allied products, n.e.c. -----	11	(D)	(D)	BB	8	(D)	(D)	BB	3
517	Petroleum and petroleum products -----	15	(D)	(D)	EE	12	(D)	(D)	CC	3
5171	Petroleum bulk stations and terminals -----	11	(D)	(D)	EE	9	(D)	(D)	CC	2
5172	Petroleum and petroleum products wholesalers, except bulk stations and terminals -----	4	(D)	(D)	AA	3	(D)	(D)	AA	1
518	Beer, wine, and distilled alcoholic beverages -----	6	(D)	(D)	EE	4	(D)	(D)	CC	2
5181	Beer and ale -----	3	(D)	(D)	CC	3	(D)	(D)	CC	—
5182	Wine and distilled alcoholic beverages -----	3	(D)	(D)	BB	1	(D)	(D)	AA	2
519	Miscellaneous nondurable goods -----	39	(D)	(D)	EE	33	(D)	(D)	EE	6
5191	Farm supplies -----	8	84 030	1 643	57	5	(D)	(D)	BB	3
5192	Books, periodicals, and newspapers -----	5	7 884	1 280	59	4	(D)	(D)	BB	1
5193	Flowers, nursery stock, and florists' supplies -----	5	(D)	(D)	BB	5	(D)	(D)	BB	—
5194	Tobacco and tobacco products -----	5	(D)	(D)	BB	5	(D)	(D)	BB	—
5198	Paints, varnishes, and supplies -----	4	(D)	(D)	BB	2	(D)	(D)	BB	2
5199	Nondurable goods, n.e.c. -----	12	(D)	(D)	BB	12	(D)	(D)	BB	—
<b>LEE COUNTY</b>										
	<b>Wholesale trade -----</b>	<b>235</b>	<b>819 726</b>	<b>57 705</b>	<b>2 478</b>	<b>212</b>	<b>693 534</b>	<b>53 240</b>	<b>2 283</b>	<b>23</b>
<b>50</b>	<b>Durable goods -----</b>	<b>141</b>	<b>310 373</b>	<b>31 080</b>	<b>1 326</b>	<b>132</b>	<b>286 293</b>	<b>30 013</b>	<b>1 288</b>	<b>9</b>
501	Motor vehicles and motor vehicle parts and supplies -----	30	83 804	6 043	245	30	83 804	6 043	245	—
502	Furniture and home furnishings -----	14	32 146	2 810	102	11	(D)	(D)	BB	3
503	Lumber and other construction materials -----	6	23 663	3 158	170	6	23 663	3 158	170	—
504	Professional and commercial equipment and supplies -----	19	15 905	3 183	149	17	(D)	(D)	CC	2
505	Metals and minerals, except petroleum -----	4	8 881	1 159	58	4	8 881	1 159	58	—
506	Electrical goods -----	12	27 312	2 870	102	11	(D)	(D)	CC	1
507	Hardware, and plumbing and heating equipment and supplies -----	11	13 710	1 323	65	11	13 710	1 323	65	—
508	Machinery, equipment, and supplies -----	37	94 636	9 032	366	34	83 156	8 647	350	3
509	Miscellaneous durable goods -----	8	10 316	1 502	69	8	10 316	1 502	69	—
<b>51</b>	<b>Nondurable goods -----</b>	<b>94</b>	<b>509 353</b>	<b>26 625</b>	<b>1 152</b>	<b>80</b>	<b>407 241</b>	<b>23 227</b>	<b>995</b>	<b>14</b>
511	Paper and paper products -----	7	22 075	2 750	108	5	(D)	(D)	CC	2
512	Drugs, drug proprietaries, and druggists' sundries -----	—	—	—	—	—	—	—	—	—
513	Apparel, piece goods, and notions -----	26	120 516	5 038	207	19	(D)	(D)	CC	7
514	Groceries and related products -----	20	240 939	12 109	499	16	203 845	10 374	406	4
515	Farm-product raw materials -----	3	12 976	178	6	3	12 976	178	6	—
516	Chemicals and allied products -----	3	4 169	738	53	3	4 169	738	53	—
517	Petroleum and petroleum products -----	10	65 713	2 831	112	10	65 713	2 831	112	—
518	Beer, wine, and distilled alcoholic beverages -----	3	17 651	1 458	61	3	17 651	1 458	61	—
519	Miscellaneous nondurable goods -----	22	25 314	1 523	106	21	(D)	(D)	BB	1

**Table 7. Summary Statistics for Metropolitan Areas: 1992**

[For meaning of abbreviations and symbols, see introductory text. For explanation of terms and comparability of 1987 and 1992 censuses, see appendix A. For definitions of CMSA's, MSA's, and PMSA's, see appendix D]

SIC code	Geographic area and kind of business	Estab-lish-ments (number)	Sales (\$1,000)	Annual payroll (\$1,000)	Paid employees for pay period including March 12 (number)	Merchant wholesalers			Other operating types		
						Estab-lish-ments (number)	Sales (\$1,000)	Annual payroll (\$1,000)	Paid employees for pay period including March 12 (number)	Estab-lish-ments (number)	Sales (\$1,000)
<b>BILOXI-GULFPORT-PASCAGOULA, MS MSA</b>											
	<b>Wholesale trade</b> .....	<b>363</b>	<b>745 382</b>	<b>60 430</b>	<b>2 975</b>	<b>344</b>	<b>641 198</b>	<b>55 294</b>	<b>2 787</b>	<b>19</b>	<b>104 184</b>
<b>50</b>	<b>Durable goods</b> .....	<b>228</b>	<b>300 234</b>	<b>32 175</b>	<b>1 483</b>	<b>220</b>	<b>288 345</b>	<b>30 141</b>	<b>1 410</b>	<b>8</b>	<b>11 889</b>
501	Motor vehicles and motor vehicle parts and supplies .....	50	(D)	(D)	CC	49	(D)	(D)	CC	1	(D)
502	Furniture and homefurnishings .....	8	(D)	(D)	BB	8	(D)	(D)	BB	-	-
503	Lumber and other construction materials .....	12	(D)	(D)	CC	12	(D)	(D)	CC	-	-
504	Professional and commercial equipment and supplies .....	31	28 321	4 473	216	29	(D)	(D)	CC	2	(D)
505	Metals and minerals, except petroleum .....	2	(D)	(D)	BB	2	(D)	(D)	BB	-	-
506	Electrical goods .....	22	(D)	(D)	CC	21	(D)	(D)	CC	1	(D)
507	Hardware, and plumbing and heating equipment and supplies .....	22	19 457	1 828	105	22	19 457	1 828	105	-	-
508	Machinery, equipment, and supplies .....	57	98 900	9 190	416	53	(D)	(D)	EE	4	(D)
509	Miscellaneous durable goods .....	24	(D)	(D)	CC	24	(D)	(D)	CC	-	-
<b>51</b>	<b>Nondurable goods</b> .....	<b>135</b>	<b>445 148</b>	<b>28 255</b>	<b>1 492</b>	<b>124</b>	<b>352 853</b>	<b>25 153</b>	<b>1 377</b>	<b>11</b>	<b>92 295</b>
511	Paper and paper products .....	11	18 589	1 479	84	10	(D)	(D)	BB	1	(D)
512	Drugs, drug proprietaries, and druggists' sundries .....	5	8 447	927	41	5	8 447	927	41	-	-
513	Apparel, piece goods, and notions .....	2	(D)	(D)	AA	2	(D)	(D)	AA	-	-
514	Groceries and related products .....	66	207 614	10 909	635	59	168 251	8 187	533	7	39 363
515	Farm-product raw materials .....	1	(D)	(D)	AA	1	(D)	(D)	AA	-	-
516	Chemicals and allied products .....	7	(D)	(D)	BB	6	(D)	(D)	BB	1	(D)
517	Petroleum and petroleum products .....	14	(D)	(D)	EE	13	(D)	(D)	EE	1	(D)
518	Beer, wine, and distilled alcoholic beverages .....	4	50 973	4 494	190	4	50 973	4 494	190	-	-
519	Miscellaneous nondurable goods .....	25	(D)	(D)	CC	24	(D)	(D)	CC	1	(D)
<b>JACKSON, MS MSA</b>											
	<b>Wholesale trade</b> .....	<b>868</b>	<b>4 214 333</b>	<b>300 599</b>	<b>11 100</b>	<b>708</b>	<b>2 776 122</b>	<b>225 577</b>	<b>8 955</b>	<b>160</b>	<b>1 438 211</b>
<b>50</b>	<b>Durable goods</b> .....	<b>590</b>	<b>1 829 339</b>	<b>178 359</b>	<b>6 479</b>	<b>489</b>	<b>1 423 885</b>	<b>148 678</b>	<b>5 693</b>	<b>101</b>	<b>405 454</b>
501	Motor vehicles and motor vehicle parts and supplies .....	95	340 860	30 401	1 325	82	318 207	27 941	1 214	13	22 653
5012	Automobiles and other motor vehicles .....	24	(D)	(D)	FF	22	(D)	(D)	FF	2	(D)
5013	Motor vehicle supplies and new parts .....	55	121 149	13 600	605	46	108 098	12 178	536	9	13 051
5014	Tires and tubes .....	9	(D)	(D)	CC	7	(D)	(D)	CC	2	(D)
5015	Motor vehicle parts, used .....	7	(D)	(D)	BB	7	(D)	(D)	BB	-	-
502	Furniture and homefurnishings .....	26	69 582	5 229	230	17	43 911	4 417	210	9	25 671
5021	Furniture .....	14	38 253	2 786	136	7	(D)	(D)	CC	7	(D)
5023	Homefurnishings .....	12	31 329	2 443	94	10	(D)	(D)	BB	2	(D)
503	Lumber and other construction materials .....	45	189 749	12 463	490	39	179 151	11 377	439	6	10 598
5031	Lumber, plywood, millwork, and wood panels .....	19	137 069	8 546	324	19	137 069	8 546	324	-	-
5032	Brick, stone, and related construction materials .....	8	(D)	(D)	BB	5	(D)	(D)	AA	3	(D)
5033	Roofing, siding, and insulation materials .....	9	30 539	1 755	60	9	30 539	1 755	60	-	-
5039	Construction materials, n.e.c. .....	9	(D)	(D)	BB	6	(D)	(D)	BB	3	(D)
504	Professional and commercial equipment and supplies .....	101	407 473	52 447	1 578	83	280 611	34 096	1 204	18	126 862
5043	Photographic equipment and supplies .....	-	-	-	-	-	-	-	-	-	-
5044	Office equipment .....	23	50 553	10 815	360	17	(D)	(D)	CC	6	(D)
5045	Computers and computer peripheral equipment and software .....	29	129 982	18 724	438	20	(D)	(D)	CC	9	(D)
5046	Commercial equipment, n.e.c. .....	10	(D)	(D)	BB	10	(D)	(D)	BB	-	-
5047	Medical, dental, and hospital equipment and supplies .....	23	168 534	13 266	481	21	(D)	(D)	EE	2	(D)
5048	Ophthalmic goods .....	5	(D)	(D)	BB	4	(D)	(D)	BB	1	(D)
5049	Professional equipment and supplies, n.e.c. .....	11	43 334	7 001	173	11	43 334	7 001	173	-	-
505	Metals and minerals, except petroleum .....	16	106 490	3 685	144	10	(D)	(D)	CC	6	(D)
5051	Metals service centers and offices .....	16	106 490	3 685	144	10	(D)	(D)	CC	6	(D)
5052	Coal and other minerals and ores .....	-	-	-	-	-	-	-	-	-	-
506	Electrical goods .....	77	218 969	19 775	724	54	(D)	(D)	FF	23	(D)
5063	Electrical apparatus and equipment, wiring supplies, and construction materials .....	45	163 800	11 496	416	25	(D)	(D)	EE	20	(D)
5064	Electrical appliances, television and radio sets .....	9	28 206	2 882	101	9	28 206	2 882	101	-	-
5065	Electronic parts and equipment, n.e.c. .....	23	26 963	5 397	207	20	(D)	(D)	CC	3	(D)
507	Hardware, and plumbing and heating equipment and supplies .....	58	138 855	13 548	476	48	(D)	(D)	EE	10	(D)
5072	Hardware .....	17	32 061	5 050	151	15	(D)	(D)	CC	2	(D)
5074	Plumbing and heating equipment and supplies (hydronics) .....	18	52 043	3 868	146	13	30 295	2 799	123	5	21 748
5075	Warm air heating and air-conditioning equipment and supplies .....	17	46 228	3 970	145	15	(D)	(D)	CC	2	(D)
5078	Refrigeration equipment and supplies .....	6	8 523	660	34	5	(D)	(D)	BB	1	(D)

**WHOLESALE TRADE—GEOGRAPHIC AREA SERIES**

**MISSISSIPPI MS-25**

**Table 7. Summary Statistics for Metropolitan Areas: 1992 – Con.**

[For meaning of abbreviations and symbols, see introductory text. For explanation of terms and comparability of 1987 and 1992 censuses, see appendix A. For definitions of CMSA's, MSA's, and PMSA's, see appendix D]

SIC code	Geographic area and kind of business	Estab-lish-ments (number)	Sales (\$1,000)	Annual payroll (\$1,000)	Paid employees for pay period including March 12 (number)	Merchant wholesalers			Other operating types		
						Estab-lish-ments (number)	Sales (\$1,000)	Annual payroll (\$1,000)	Paid employees for pay period including March 12 (number)	Estab-lish-ments (number)	Sales (\$1,000)
<b>JACKSON, MS MSA – Con.</b>											
<b>50</b>	<b>Durable goods – Con.</b>										
508	Machinery, equipment, and supplies -----	123	249 261	33 714	1 172	114	226 791	32 636	1 147	9	22 470
5082	Construction and mining (except petroleum) machinery and equipment -----	13	64 168	11 929	307	13	64 168	11 929	307	–	–
5083	Farm and garden machinery and equipment -----	12	21 898	2 011	82	12	21 898	2 011	82	–	–
5084	Industrial machinery and equipment -----	49	82 648	10 620	369	42	(D)	(D)	EE	7	(D)
5085	Industrial supplies -----	33	59 854	6 254	283	32	(D)	(D)	EE	1	(D)
5087	Service establishment equipment and supplies -----	15	(D)	(D)	CC	14	(D)	(D)	CC	1	(D)
5088	Transportation equipment and supplies, except motor vehicles -----	1	(D)	(D)	AA	1	(D)	(D)	AA	–	–
509	Miscellaneous durable goods -----	49	108 100	7 097	340	42	(D)	(D)	EE	7	(D)
5091	Sporting and recreational goods and supplies -----	10	10 735	1 085	55	8	(D)	(D)	BB	2	(D)
5092	Toys and hobby goods and supplies -----	1	(D)	(D)	AA	–	–	–	(D)	1	(D)
5093	Scrap and waste materials -----	14	33 643	2 849	130	14	33 643	2 849	130	–	–
5094	Jewelry, watches, precious stones, and precious metals -----	4	3 408	326	15	4	3 408	326	15	–	–
5099	Durable goods, n.e.c. -----	20	(D)	(D)	CC	16	(D)	(D)	CC	4	(D)
<b>51</b>	<b>Nondurable goods -----</b>	<b>278</b>	<b>2 384 994</b>	<b>122 240</b>	<b>4 621</b>	<b>219</b>	<b>1 352 237</b>	<b>76 899</b>	<b>3 262</b>	<b>59</b>	<b>1 032 757</b>
511	Paper and paper products -----	48	101 704	10 821	454	42	92 869	9 840	409	6	8 835
5111	Printing and writing paper -----	5	28 660	3 715	118	5	28 660	3 715	118	–	–
5112	Stationery and office supplies -----	30	40 540	3 754	210	26	(D)	(D)	CC	4	(D)
5113	Industrial and personal service paper -----	13	32 504	3 352	126	11	(D)	(D)	CC	2	(D)
512	Drugs, drug proprietaries, and druggists' sundries -----	8	168 186	14 682	351	6	(D)	(D)	CC	2	(D)
5122	Drugs, drug proprietaries, and druggists' sundries -----	8	168 186	14 682	351	6	(D)	(D)	CC	2	(D)
513	Apparel, piece goods, and notions -----	21	186 014	5 429	217	16	(D)	(D)	BB	5	(D)
5131	Piece goods, notions, and other dry goods -----	5	(D)	(D)	BB	4	2 773	373	(D)	1	(D)
5136	Men's and boys' clothing and furnishings -----	8	(D)	(D)	BB	6	(D)	(D)	BB	2	(D)
5137	Women's, children's, and infants' clothing and accessories -----	8	(D)	(D)	CC	6	(D)	(D)	BB	2	(D)
5139	Footwear -----	–	–	–	–	–	–	–	–	–	–
514	Groceries and related products -----	83	1 013 178	47 899	1 979	56	555 151	32 517	1 353	27	458 027
5141	Groceries, general line -----	11	354 759	19 943	683	6	(D)	(D)	FF	5	(D)
5142	Packaged frozen foods -----	8	255 593	8 594	349	4	(D)	(D)	EE	4	(D)
5143	Dairy products, except dried or canned -----	5	(D)	(D)	AA	5	(D)	(D)	AA	–	–
5144	Poultry and poultry products -----	8	84 318	1 202	38	5	(D)	(D)	BB	3	(D)
5145	Confectionery -----	11	(D)	(D)	CC	8	(D)	(D)	BB	3	(D)
5146	Fish and seafoods -----	1	(D)	(D)	AA	1	(D)	(D)	AA	–	–
5147	Meats and meat products -----	10	67 720	3 781	261	8	(D)	(D)	CC	2	(D)
5148	Fresh fruits and vegetables -----	9	12 344	1 150	75	9	12 344	1 150	75	–	–
5149	Groceries and related products, n.e.c. -----	20	(D)	(D)	EE	10	(D)	(D)	BB	10	(D)
515	Farm-product raw materials -----	7	(D)	(D)	BB	5	(D)	(D)	BB	2	(D)
5153	Grain and field beans -----	1	(D)	(D)	AA	1	(D)	(D)	AA	–	–
5154	Livestock -----	6	(D)	(D)	BB	4	(D)	(D)	BB	2	(D)
5159	Farm-product raw materials, n.e.c. -----	–	–	–	–	–	–	–	–	–	–
516	Chemicals and allied products -----	23	57 246	6 504	173	19	36 900	4 577	110	4	20 346
5162	Plastics materials and basic forms and shapes -----	6	22 472	2 850	60	6	22 472	2 850	60	–	–
5169	Chemicals and allied products, n.e.c. -----	17	34 774	3 654	113	13	14 428	1 727	50	4	20 346
517	Petroleum and petroleum products -----	24	343 849	13 092	397	20	(D)	(D)	CC	4	(D)
5171	Petroleum bulk stations and terminals -----	17	322 869	11 813	341	14	(D)	(D)	CC	3	(D)
5172	Petroleum and petroleum products wholesalers, except bulk stations and terminals -----	7	20 980	1 279	56	6	(D)	(D)	BB	1	(D)
518	Beer, wine, and distilled alcoholic beverages -----	8	(D)	(D)	EE	5	184 154	7 974	(D)	3	(D)
5181	Beer and ale -----	3	(D)	(D)	CC	3	(D)	(D)	CC	–	–
5182	Wine and distilled alcoholic beverages -----	5	(D)	(D)	CC	2	(D)	(D)	CC	3	(D)
519	Miscellaneous nondurable goods -----	56	(D)	(D)	FF	50	(D)	(D)	FF	6	(D)
5191	Farm supplies -----	16	126 212	4 879	235	13	(D)	(D)	CC	3	(D)
5192	Books, periodicals, and newspapers -----	5	7 884	1 280	59	4	(D)	(D)	BB	1	(D)
5193	Flowers, nursery stock, and florists' supplies -----	6	5 918	983	55	6	5 918	983	55	–	–
5194	Tobacco and tobacco products -----	6	53 378	3 686	138	6	53 378	3 686	138	–	–
5198	Paints, varnishes, and supplies -----	5	(D)	(D)	BB	3	(D)	(D)	BB	2	(D)
5199	Nondurable goods, n.e.c. -----	18	(D)	(D)	BB	18	(D)	(D)	BB	–	–
<b>MEMPHIS, TN–AR–MS MSA</b>											
	<b>Wholesale trade -----</b>	<b>2 311</b>	<b>24 892 552</b>	<b>1 017 352</b>	<b>35 584</b>	<b>1 797</b>	<b>11 675 651</b>	<b>721 043</b>	<b>26 774</b>	<b>514</b>	<b>13 216 901</b>
<b>50</b>	<b>Durable goods -----</b>	<b>1 577</b>	<b>13 298 628</b>	<b>592 952</b>	<b>20 751</b>	<b>1 252</b>	<b>4 763 012</b>	<b>440 127</b>	<b>16 439</b>	<b>325</b>	<b>8 535 616</b>
501	Motor vehicles and motor vehicle parts and supplies -----	257	7 269 158	124 109	4 600	211	1 578 342	87 392	3 360	46	5 690 816
5012	Automobiles and other motor vehicles -----	46	4 975 591	27 391	965	36	295 668	16 646	525	10	4 679 923
5013	Motor vehicle supplies and new parts -----	153	1 593 520	78 669	2 979	119	(D)	(D)	GG	34	(D)
5014	Tires and tubes -----	25	685 036	15 119	476	23	(D)	(D)	EE	2	(D)
5015	Motor vehicle parts, used -----	33	15 011	2 930	180	33	15 011	2 930	180	–	–
502	Furniture and home furnishings -----	80	289 278	24 719	830	65	(D)	(D)	FF	15	(D)
5021	Furniture -----	33	141 746	7 929	282	24	(D)	(D)	EE	9	(D)
5023	Home furnishings -----	47	147 532	16 790	548	41	113 520	15 483	508	6	34 012

**Table 7. Summary Statistics for Metropolitan Areas: 1992 – Con.**

[For meaning of abbreviations and symbols, see introductory text. For explanation of terms and comparability of 1987 and 1992 censuses, see appendix A. For definitions of CMSA's, MSA's, and PMSA's, see appendix D]

SIC code	Geographic area and kind of business	Estab-lish-ments (number)	Sales (\$1,000)	Annual payroll (\$1,000)	Paid employees for pay period including March 12 (number)	Merchant wholesalers			Other operating types		
						Estab-lish-ments (number)	Sales (\$1,000)	Annual payroll (\$1,000)	Paid employees for pay period including March 12 (number)	Estab-lish-ments (number)	Sales (\$1,000)
<b>MEMPHIS, TN-AR-MS MSA—Con.</b>											
<b>50</b>	<b>Durable goods—Con.</b>										
503	Lumber and other construction materials .....	102	618 259	39 185	1 394	74	(D)	(D)	GG	28	(D)
5031	Lumber, plywood, millwork, and wood panels .....	52	364 955	23 798	856	43	299 017	19 542	703	9	65 938
5032	Brick, stone, and related construction materials .....	18	128 569	5 464	227	8	20 765	2 633	105	10	107 804
5033	Roofing, siding, and insulation materials .....	15	(D)	(D)	CC	11	(D)	(D)	BB	4	40 004
5039	Construction materials, n.e.c. ....	17	(D)	(D)	CC	12	(D)	(D)	CC	5	(D)
504	Professional and commercial equipment and supplies .....	228	834 439	110 468	3 297	188	408 299	62 542	2 238	40	426 140
5043	Photographic equipment and supplies .....	5	82 583	4 843	146	4	(D)	(D)	BB	1	(D)
5044	Office equipment .....	46	100 777	22 397	703	40	64 424	14 912	542	6	36 353
5045	Computers and computer peripheral equipment and software .....	66	225 902	41 424	1 069	53	93 236	14 103	508	13	132 666
5046	Commercial equipment, n.e.c. ....	35	(D)	(D)	EE	28	(D)	(D)	EE	7	(D)
5047	Medical, dental, and hospital equipment and supplies .....	59	317 443	31 360	856	47	171 821	23 038	667	12	145 622
5048	Ophthalmic goods .....	11	36 295	2 986	176	10	(D)	(D)	CC	1	(D)
5049	Professional equipment and supplies, n.e.c. ....	6	(D)	(D)	BB	6	(D)	(D)	BB	—	—
505	Metals and minerals, except petroleum .....	56	465 156	20 960	752	39	260 913	17 616	650	17	204 243
5051	Metals service centers and offices .....	54	(D)	(D)	FF	38	(D)	(D)	FF	16	(D)
5052	Coal and other minerals and ores .....	2	(D)	(D)	AA	1	(D)	(D)	AA	1	(D)
506	Electrical goods .....	195	753 638	60 808	1 997	144	468 314	47 766	1 650	51	285 324
5063	Electrical apparatus and equipment, wiring supplies, and construction materials .....	115	408 720	29 613	1 022	75	222 144	21 762	781	40	186 576
5064	Electrical appliances, television and radio sets .....	23	165 128	10 359	275	19	86 826	7 389	230	4	78 302
5065	Electronic parts and equipment, n.e.c. ....	57	179 790	20 836	700	50	159 344	18 615	639	7	20 446
507	Hardware, and plumbing and heating equipment and supplies .....	137	675 751	50 117	1 953	108	419 872	40 827	1 721	29	255 879
5072	Hardware .....	49	348 228	27 999	1 170	36	259 126	24 242	1 102	13	89 102
5074	Plumbing and heating equipment and supplies (hydronics) .....	35	182 787	8 356	287	27	61 362	6 278	219	8	121 425
5075	Warm air heating and air-conditioning equipment and supplies .....	40	122 881	11 285	393	34	(D)	(D)	EE	6	(D)
5078	Refrigeration equipment and supplies .....	13	21 855	2 477	103	11	(D)	(D)	BB	2	(D)
508	Machinery, equipment, and supplies .....	402	2 107 325	137 901	4 802	321	858 857	111 287	3 969	81	1 248 468
5082	Construction and mining (except petroleum) machinery and equipment .....	24	(D)	(D)	EE	22	(D)	(D)	EE	2	(D)
5083	Farm and garden machinery and equipment .....	60	515 492	21 856	773	48	(D)	(D)	FF	12	(D)
5084	Industrial machinery and equipment .....	157	597 781	52 215	2 038	121	302 246	42 695	1 643	36	295 535
5085	Industrial supplies .....	93	671 382	32 462	981	72	168 035	26 845	847	21	503 347
5087	Service establishment equipment and supplies .....	43	(D)	(D)	CC	37	(D)	(D)	CC	6	5 355
5088	Transportation equipment and supplies, except motor vehicles .....	25	149 380	9 704	311	21	124 814	9 285	297	4	24 566
509	Miscellaneous durable goods .....	120	285 624	24 685	1 126	102	(D)	(D)	GG	18	(D)
5091	Sporting and recreational goods and supplies .....	23	56 400	4 148	193	17	31 284	2 514	136	6	25 116
5092	Toys and hobby goods and supplies .....	8	28 225	1 510	80	5	19 723	1 238	66	3	6 502
5093	Scrap and waste materials .....	28	82 435	10 095	470	28	82 435	10 095	470	—	—
5094	Jewelry, watches, precious stones, and precious metals .....	23	41 557	4 249	169	22	(D)	(D)	CC	1	(D)
5099	Durable goods, n.e.c. ....	38	79 007	4 683	214	30	(D)	(D)	CC	8	(D)
<b>51</b>	<b>Nondurable goods .....</b>	<b>734</b>	<b>11 593 924</b>	<b>424 400</b>	<b>14 833</b>	<b>545</b>	<b>6 912 639</b>	<b>280 916</b>	<b>10 335</b>	<b>189</b>	<b>4 681 285</b>
511	Paper and paper products .....	105	694 072	38 523	1 449	80	264 754	28 152	1 125	25	429 318
5111	Printing and writing paper .....	8	78 499	4 555	150	7	(D)	(D)	CC	1	(D)
5112	Stationery and office supplies .....	66	157 642	20 379	834	55	(D)	(D)	FF	11	(D)
5113	Industrial and personal service paper .....	31	457 931	13 589	465	18	75 143	6 964	266	13	382 788
512	Drugs, drug proprietaries, and druggists' sundries .....	38	1 289 499	78 012	2 554	29	568 203	35 056	1 552	9	721 296
5122	Drugs, drug proprietaries, and druggists' sundries .....	38	1 289 499	78 012	2 554	29	568 203	35 056	1 552	9	721 296
513	Apparel, piece goods, and notions .....	47	696 681	25 085	1 323	36	(D)	(D)	GG	11	(D)
5131	Piece goods, notions, and other dry goods .....	14	109 444	7 601	204	11	44 980	7 210	199	3	64 464
5136	Men's and boys' clothing and furnishings .....	13	(D)	(D)	CC	10	(D)	(D)	BB	3	(D)
5137	Women's, children's, and infants' clothing and accessories .....	17	(D)	(D)	CC	12	(D)	(D)	BB	5	(D)
5139	Footwear .....	3	(D)	(D)	FF	3	(D)	(D)	FF	—	—
514	Groceries and related products .....	181	3 756 308	144 054	5 020	103	1 590 934	81 339	2 792	78	2 165 374
5141	Groceries, general line .....	22	1 420 179	56 517	1 834	15	1 159 077	53 089	1 671	7	261 102
5142	Packaged frozen foods .....	23	402 082	13 594	494	9	147 746	8 819	288	14	254 336
5143	Dairy products, except dried or canned .....	15	240 681	6 601	214	10	15 992	1 121	61	5	224 689
5144	Poultry and poultry products .....	5	18 109	1 645	86	3	(D)	(D)	BB	2	(D)
5145	Confectionery .....	17	227 604	11 229	485	10	55 102	3 527	142	7	172 502
5146	Fish and seafoods .....	6	3 091	322	30	6	3 091	322	30	—	—
5147	Meats and meat products .....	15	236 864	7 471	300	8	51 853	3 106	142	7	185 011
5148	Fresh fruits and vegetables .....	18	111 610	7 486	272	16	(D)	(D)	EE	2	(D)
5149	Groceries and related products, n.e.c. ....	60	1 096 088	39 189	1 305	26	63 464	3 574	136	34	1 032 624
515	Farm-product raw materials .....	63	3 027 030	42 775	875	53	2 928 553	42 099	823	10	98 477
5153	Grain and field beans .....	14	(D)	(D)	CC	13	(D)	(D)	CC	1	(D)
5154	Livestock .....	5	47 210	289	39	3	(D)	(D)	AA	2	(D)
5159	Farm-product raw materials, n.e.c. ....	44	(D)	(D)	FF	37	(D)	(D)	FF	7	(D)
516	Chemicals and allied products .....	73	408 400	25 307	805	48	200 810	15 240	512	25	207 590
5162	Plastics materials and basic forms and shapes .....	19	60 259	4 170	147	15	29 992	2 796	105	4	30 267
5169	Chemicals and allied products, n.e.c. ....	54	348 141	21 137	658	33	170 818	12 444	407	21	177 323
517	Petroleum and petroleum products .....	51	699 488	14 480	623	43	289 060	10 130	420	8	410 428
5171	Petroleum bulk stations and terminals .....	35	480 086	10 808	483	28	(D)	(D)	EE	7	(D)
5172	Petroleum and petroleum products wholesalers, except bulk stations and terminals .....	16	219 402	3 672	140	15	(D)	(D)	CC	1	(D)

**Table 7. Summary Statistics for Metropolitan Areas: 1992 – Con.**

[For meaning of abbreviations and symbols, see introductory text. For explanation of terms and comparability of 1987 and 1992 censuses, see appendix A. For definitions of CMSA's, MSA's, and PMSA's, see appendix D]

SIC code	Geographic area and kind of business	Estab-lish-ments (number)	Sales (\$1,000)	Annual payroll (\$1,000)	Paid employees for pay period including March 12 (number)	Merchant wholesalers				Other operating types	
						Estab-lish-ments (number)	Sales (\$1,000)	Annual payroll (\$1,000)	Paid employees for pay period including March 12 (number)	Estab-lish-ments (number)	Sales (\$1,000)
<b>MEMPHIS, TN-AR-MS MSA—Con.</b>											
<b>51</b>	<b>Nondurable goods—Con.</b>										
518	Beer, wine, and distilled alcoholic beverages -----	15	215 814	22 391	775	15	215 814	22 391	775	—	—
5181	Beer and ale -----	9	130 307	14 493	524	9	130 307	14 493	524	—	—
5182	Wine and distilled alcoholic beverages -----	6	85 507	7 898	251	6	85 507	7 898	251	—	—
519	Miscellaneous nondurable goods -----	161	806 632	33 773	1 409	138	(D)	(D)	GG	23	(D)
5191	Farm supplies -----	55	254 407	11 309	393	47	134 919	7 183	322	8	119 488
5192	Books, periodicals, and newspapers -----	11	32 840	2 742	113	9	(D)	(D)	BB	2	(D)
5193	Flowers, nursery stock, and florists' supplies -----	16	17 029	2 800	182	16	17 029	2 800	182	—	—
5194	Tobacco and tobacco products -----	7	230 627	6 864	236	6	(D)	(D)	CC	1	(D)
5198	Paints, varnishes, and supplies -----	16	208 256	2 363	101	9	(D)	(D)	BB	7	(D)
5199	Nondurable goods, n.e.c. -----	56	63 473	7 695	384	51	(D)	(D)	EE	5	(D)

**Table 8. Summary Statistics for the Area Outside Metropolitan Areas: 1992**

[For meaning of abbreviations and symbols, see introductory text. For explanation of terms and comparability of 1987 and 1992 censuses, see appendix A. For definitions of CMSA's, MSA's, and PMSA's, see appendix D]

SIC code	Kind of business	Estab-lish-ments (number)	Sales (\$1,000)	Annual payroll (\$1,000)	Paid employees for pay period including March 12 (number)	Merchant wholesalers				Other operating types	
						Estab-lish-ments (number)	Sales (\$1,000)	Annual payroll (\$1,000)	Paid employees for pay period including March 12 (number)	Estab-lish-ments (number)	Sales (\$1,000)
	<b>Wholesale trade -----</b>	<b>2 562</b>	<b>9 687 708</b>	<b>503 185</b>	<b>24 117</b>	<b>2 360</b>	<b>(D)</b>	<b>(D)</b>	<b>JJ</b>	<b>202</b>	<b>(D)</b>
<b>50</b>	<b>Durable goods -----</b>	<b>1 454</b>	<b>(D)</b>	<b>(D)</b>	<b>JJ</b>	<b>1 375</b>	<b>(D)</b>	<b>(D)</b>	<b>JJ</b>	<b>79</b>	<b>(D)</b>
501	Motor vehicles and motor vehicle parts and supplies -----	362	(D)	(D)	HH	349	(D)	(D)	GG	13	(D)
5012	Automobiles and other motor vehicles -----	61	(D)	(D)	FF	58	(D)	(D)	EE	3	(D)
5013	Motor vehicle supplies and new parts -----	209	233 942	25 824	1 371	199	(D)	(D)	GG	10	(D)
5014	Tires and tubes -----	32	(D)	(D)	EE	32	(D)	(D)	EE	—	—
5015	Motor vehicle parts, used -----	60	(D)	(D)	EE	60	(D)	(D)	EE	—	—
502	Furniture and homefurnishings -----	58	(D)	(D)	FF	50	(D)	(D)	FF	8	173 830
5021	Furniture -----	42	(D)	(D)	FF	35	(D)	(D)	FF	7	(D)
5023	Homefurnishings -----	16	(D)	(D)	CC	15	(D)	(D)	CC	1	(D)
503	Lumber and other construction materials -----	91	(D)	(D)	FF	81	(D)	(D)	FF	10	70 203
5031	Lumber, plywood, millwork, and wood panels -----	56	(D)	(D)	FF	52	(D)	(D)	FF	4	(D)
5032	Brick, stone, and related construction materials -----	21	(D)	(D)	CC	15	(D)	(D)	CC	6	(D)
5033	Roofing, siding, and insulation materials -----	5	(D)	(D)	BB	5	(D)	(D)	BB	—	—
5039	Construction materials, n.e.c. -----	9	(D)	(D)	BB	9	(D)	(D)	BB	—	—
504	Professional and commercial equipment and supplies -----	126	(D)	(D)	FF	118	(D)	(D)	FF	8	(D)
5043	Photographic equipment and supplies -----	2	(D)	(D)	AA	2	(D)	(D)	AA	—	—
5044	Office equipment -----	43	(D)	(D)	EE	38	(D)	(D)	EE	5	(D)
5045	Computers and computer peripheral equipment and software -----	29	(D)	(D)	CC	28	(D)	(D)	CC	1	(D)
5046	Commercial equipment, n.e.c. -----	15	(D)	(D)	CC	14	(D)	(D)	CC	1	(D)
5047	Medical, dental, and hospital equipment and supplies -----	28	27 334	4 643	193	27	(D)	(D)	CC	1	(D)
5048	Ophthalmic goods -----	1	(D)	(D)	BB	1	(D)	(D)	BB	—	—
5049	Professional equipment and supplies, n.e.c. -----	8	(D)	(D)	BB	8	(D)	(D)	BB	—	—
505	Metals and minerals, except petroleum -----	30	(D)	(D)	EE	29	(D)	(D)	EE	1	(D)
5051	Metals service centers and offices -----	29	(D)	(D)	EE	28	(D)	(D)	EE	1	(D)
5052	Coal and other minerals and ores -----	1	(D)	(D)	AA	1	(D)	(D)	AA	—	—
506	Electrical goods -----	93	(D)	(D)	FF	90	(D)	(D)	FF	3	(D)
5063	Electrical apparatus and equipment, wiring supplies, and construction materials -----	60	(D)	(D)	EE	58	(D)	(D)	EE	2	(D)
5064	Electrical appliances, television and radio sets -----	3	(D)	(D)	BB	3	(D)	(D)	BB	—	—
5065	Electronic parts and equipment, n.e.c. -----	30	(D)	(D)	CC	29	19 833	3 279	181	1	(D)
507	Hardware, and plumbing and heating equipment and supplies -----	91	139 364	14 300	656	90	(D)	(D)	FF	1	(D)
5072	Hardware -----	22	(D)	(D)	CC	22	(D)	(D)	CC	—	—
5074	Plumbing and heating equipment and supplies (hydronics) -----	36	78 333	8 343	322	36	78 333	8 343	322	—	—
5075	Warm air heating and air-conditioning equipment and supplies -----	32	33 134	3 254	160	31	(D)	(D)	CC	1	(D)
5078	Refrigeration equipment and supplies -----	1	(D)	(D)	AA	1	(D)	(D)	AA	—	—
508	Machinery, equipment, and supplies -----	412	(D)	(D)	HH	383	(D)	(D)	HH	29	(D)
5082	Construction and mining (except petroleum) machinery and equipment -----	29	(D)	(D)	EE	29	(D)	(D)	EE	—	—
5083	Farm and garden machinery and equipment -----	148	346 035	30 400	1 391	145	(D)	(D)	GG	3	(D)
5084	Industrial machinery and equipment -----	109	163 657	18 989	729	88	(D)	(D)	FF	21	(D)
5085	Industrial supplies -----	83	113 863	12 920	544	79	(D)	(D)	FF	4	(D)
5087	Service establishment equipment and supplies -----	31	(D)	(D)	CC	30	(D)	(D)	CC	1	(D)
5088	Transportation equipment and supplies, except motor vehicles -----	12	(D)	(D)	BB	12	(D)	(D)	BB	—	—

**MS-28 MISSISSIPPI**

**WHOLESALE TRADE—GEOGRAPHIC AREA SERIES**

**Table 8. Summary Statistics for the Area Outside Metropolitan Areas: 1992 —Con.**

[For meaning of abbreviations and symbols, see introductory text. For explanation of terms and comparability of 1987 and 1992 censuses, see appendix A. For definitions of CMSA's, MSA's, and PMSA's, see appendix D]

SIC code	Kind of business	Estab-lish-ments (number)	Sales (\$1,000)	Annual payroll (\$1,000)	Paid employees for pay period including March 12 (number)	Merchant wholesalers			Other operating types		
						Estab-lish-ments (number)	Sales (\$1,000)	Annual payroll (\$1,000)	Paid employees for pay period including March 12 (number)	Estab-lish-ments (number)	Sales (\$1,000)
<b>Wholesale trade —Con.</b>											
<b>50</b>	<b>Durable goods —Con.</b>										
509	Miscellaneous durable goods -----	191	(D)	(D)	GG	185	(D)	(D)	GG	6	22 686
5091	Sporting and recreational goods and supplies ----	17	(D)	(D)	CC	16	(D)	(D)	CC	1	(D)
5092	Toys and hobby goods and supplies -----	3	(D)	(D)	AA	3	(D)	(D)	AA	1	(D)
5093	Scrap and waste materials -----	49	70 389	7 939	547	47	(D)	(D)	FF	2	(D)
5094	Jewelry, watches, precious stones, and precious metals-----	4	(D)	(D)	BB	4	(D)	(D)	BB	—	(D)
5099	Durable goods, n.e.c. -----	118	181 877	11 930	643	115	(D)	(D)	FF	3	(D)
<b>51</b>	<b>Nondurable goods -----</b>	<b>1 108</b>	<b>(D)</b>	<b>(D)</b>	<b>JJ</b>	<b>985</b>	<b>(D)</b>	<b>(D)</b>	<b>JJ</b>	<b>123</b>	<b>(D)</b>
511	Paper and paper products -----	57	(D)	(D)	FF	51	(D)	(D)	FF	6	(D)
5111	Printing and writing paper -----	4	(D)	(D)	CC	3	(D)	(D)	AA	1	(D)
5112	Stationery and office supplies -----	38	(D)	(D)	EE	35	(D)	(D)	EE	3	(D)
5113	Industrial and personal service paper -----	15	(D)	(D)	CC	13	(D)	(D)	CC	2	(D)
512	Drugs, drug proprietaries, and druggists' sundries ----	16	(D)	(D)	CC	15	(D)	(D)	CC	1	(D)
5122	Drugs, drug proprietaries, and druggists' sundries _	16	(D)	(D)	CC	15	(D)	(D)	CC	1	(D)
513	Apparel, piece goods, and notions -----	53	(D)	(D)	EE	46	127 620	8 795	443	7	(D)
5131	Piece goods, notions, and other dry goods -----	28	(D)	(D)	CC	22	(D)	(D)	CC	6	(D)
5136	Men's and boys' clothing and furnishings -----	11	(D)	(D)	CC	10	(D)	(D)	CC	1	(D)
5137	Women's, children's, and infants' clothing and accessories-----	12	(D)	(D)	BB	12	(D)	(D)	BB	—	(D)
5139	Footwear -----	2	(D)	(D)	AA	2	(D)	(D)	AA	—	(D)
514	Groceries and related products -----	194	(D)	(D)	HH	146	(D)	(D)	GG	48	(D)
5141	Groceries, general line -----	26	(D)	(D)	GG	24	(D)	(D)	GG	2	(D)
5142	Packaged frozen foods -----	5	(D)	(D)	CC	3	(D)	(D)	CC	2	(D)
5143	Dairy products, except dried or canned -----	24	34 540	3 211	177	15	(D)	(D)	BB	9	(D)
5144	Poultry and poultry products -----	15	(D)	(D)	CC	10	(D)	(D)	BB	5	(D)
5145	Confectionery -----	21	(D)	(D)	CC	20	(D)	(D)	CC	1	(D)
5146	Fish and seafoods -----	9	(D)	(D)	BB	8	(D)	(D)	BB	1	(D)
5147	Meats and meat products -----	17	(D)	(D)	CC	17	(D)	(D)	CC	—	(D)
5148	Fresh fruits and vegetables -----	21	35 138	3 493	212	20	(D)	(D)	CC	1	(D)
5149	Groceries and related products, n.e.c. -----	56	179 028	17 352	859	29	48 820	4 694	249	27	130 208
515	Farm-product raw materials -----	123	(D)	(D)	GG	99	(D)	(D)	FF	24	(D)
5153	Grain and field beans -----	59	(D)	(D)	EE	58	(D)	(D)	EE	1	(D)
5154	Livestock -----	31	(D)	(D)	FF	15	(D)	(D)	CC	16	(D)
5159	Farm-product raw materials, n.e.c. -----	33	(D)	(D)	EE	26	(D)	(D)	EE	7	(D)
516	Chemicals and allied products -----	50	(D)	(D)	EE	44	(D)	(D)	EE	6	(D)
5162	Plastics materials and basic forms and shapes ----	4	(D)	(D)	BB	4	(D)	(D)	BB	—	(D)
5169	Chemicals and allied products, n.e.c. -----	46	40 037	5 025	258	40	(D)	(D)	CC	6	(D)
517	Petroleum and petroleum products -----	237	(D)	(D)	GG	210	(D)	(D)	GG	27	(D)
5171	Petroleum bulk stations and terminals -----	206	(D)	(D)	GG	180	(D)	(D)	GG	26	(D)
5172	Petroleum and petroleum products wholesalers, except bulk stations and terminals -----	31	(D)	(D)	EE	30	(D)	(D)	EE	1	(D)
518	Beer, wine, and distilled alcoholic beverages -----	46	(D)	(D)	FF	46	(D)	(D)	FF	—	(D)
5181	Beer and ale -----	46	(D)	(D)	FF	46	(D)	(D)	FF	—	(D)
5182	Wine and distilled alcoholic beverages -----	—	(D)	(D)	—	—	(D)	(D)	—	—	(D)
519	Miscellaneous nondurable goods -----	332	1 386 704	60 324	3 050	328	(D)	(D)	HH	4	(D)
5191	Farm supplies -----	227	741 023	37 965	1 843	223	(D)	(D)	GG	4	(D)
5192	Books, periodicals, and newspapers -----	6	(D)	(D)	BB	6	(D)	(D)	BB	—	(D)
5193	Flowers, nursery stock, and florists' supplies ----	21	(D)	(D)	CC	21	(D)	(D)	CC	—	(D)
5194	Tobacco and tobacco products -----	25	(D)	(D)	FF	25	(D)	(D)	FF	—	(D)
5198	Paints, varnishes, and supplies -----	7	(D)	(D)	BB	7	(D)	(D)	BB	—	(D)
5199	Nondurable goods, n.e.c. -----	46	26 748	2 106	155	46	26 748	2 106	155	—	(D)

**Table 9. Places With 2,500 Inhabitants or More Ranked by Volume of Sales: 1992**

[For meaning of abbreviations and symbols, see introductory text. For explanation of terms and comparability of 1987 and 1992 censuses, see appendix A. For information on geographic areas followed by ▲, see appendix F]

Geographic area	Rank <sup>1</sup>	Sales (\$1,000)	Cumulative		Geographic area	Rank <sup>1</sup>	Sales (\$1,000)	Cumulative	
			Sales (\$1,000)	Percent of State total				Sales (\$1,000)	Percent of State total
<b>Mississippi.....</b>	<b>(X)</b>	<b>15 814 624</b>	<b>15 814 624</b>	<b>100.0</b>	<b>Mississippi—Con.</b>				
Jackson ▲.....	1	3 074 454	3 074 454	19.4	Okolona.....	41	25 416	9 248 795	58.5
Greenwood.....	2	849 654	3 924 108	24.8	Starkville.....	42	24 183	9 272 978	58.6
Meridian.....	3	809 021	4 733 129	29.9	Leland.....	43	23 075	9 296 053	58.8
Tupelo.....	4	708 376	5 441 505	34.4	Aberdeen.....	44	21 427	9 317 480	58.9
Columbus.....	5	284 749	5 726 254	36.2	Amory.....	45	19 697	9 337 177	59.0
Greenville.....	6	261 987	5 988 241	37.9	Magee.....	46	18 842	9 356 019	59.2
Pearl.....	7	254 091	6 242 332	39.5	Ruleville.....	47	13 850	9 369 869	59.2
Vicksburg.....	8	250 819	6 493 151	41.1	Newton.....	48	12 526	9 382 395	59.3
Cleveland.....	9	227 579	6 720 730	42.5	Hernando.....	49	12 031	9 394 426	59.4
Gulfport.....	10	190 337	6 911 067	43.7	Quitman.....	50	11 957	9 406 383	59.5
Laurel.....	11	185 002	7 096 069	44.9	Crystal Springs.....	51	9 578	9 415 961	59.5
Natchez.....	12	160 784	7 256 853	45.9	Winona.....	52	9 416	9 425 377	59.6
Canton.....	13	160 014	7 416 867	46.9	Bay St. Louis.....	53	7 484	9 432 861	59.6
Batesville.....	14	157 142	7 574 009	47.9	Poplarville.....	54	7 174	9 440 035	59.7
Biloxi.....	15	146 206	7 720 215	48.8	Waveland.....	55	7 169	9 447 204	59.7
Pascagoula.....	16	136 172	7 856 387	49.7	Fulton.....	56	6 578	9 453 782	59.8
Corinth.....	17	125 032	7 981 419	50.5	D'lberville ▲.....	57	6 511	9 460 293	59.8
Ridgeland.....	18	111 027	8 092 446	51.2	Durant.....	58	5 308	9 465 601	59.9
Clarksdale.....	19	103 324	8 195 770	51.8	Ellisville.....	59	4 127	9 469 728	59.9
Philadelphia.....	20	98 818	8 294 588	52.4	Iuka.....	60	3 878	9 473 606	59.9
Richland.....	21	92 019	8 386 607	53.0	Carthage.....	(X)	(D)	(X)	(X)
McComb.....	22	75 093	8 461 700	53.5	Collins.....	(X)	(D)	(X)	(X)
Clinton.....	23	73 668	8 535 368	54.0	Columbia.....	(X)	(D)	(X)	(X)
Flowood.....	24	72 986	8 608 354	54.4	Gautier.....	(X)	(D)	(X)	(X)
Petal.....	25	72 785	8 681 139	54.9	Hattiesburg ▲.....	(X)	(D)	(X)	(X)
Belzoni.....	26	60 423	8 741 562	55.3	Hazlehurst.....	(X)	(D)	(X)	(X)
Grenada.....	27	51 627	8 793 189	55.6	Hollandale.....	(X)	(D)	(X)	(X)
Forest.....	28	47 463	8 840 652	55.9	Holly Springs.....	(X)	(D)	(X)	(X)
Brandon.....	29	45 765	8 886 417	56.2	Houston.....	(X)	(D)	(X)	(X)
Booneville.....	30	38 263	8 924 680	56.4	Indianola.....	(X)	(D)	(X)	(X)
Oxford.....	31	36 413	8 961 093	56.7	Kosciusko.....	(X)	(D)	(X)	(X)
Madison.....	32	33 136	8 994 229	56.9	Long Beach.....	(X)	(D)	(X)	(X)
Ripley.....	33	32 990	9 027 219	57.1	Louisville.....	(X)	(D)	(X)	(X)
Moss Point.....	34	29 899	9 057 118	57.3	Morton.....	(X)	(D)	(X)	(X)
Brookhaven.....	35	29 397	9 086 515	57.5	New Albany.....	(X)	(D)	(X)	(X)
Ocean Springs.....	36	29 260	9 115 775	57.6	Olive Branch.....	(X)	(D)	(X)	(X)
Baldwyn ▲.....	37	27 920	9 143 695	57.8	Pass Christian.....	(X)	(D)	(X)	(X)
Picayune.....	38	27 662	9 171 357	58.0	Pontotoc.....	(X)	(D)	(X)	(X)
Lucedale.....	39	26 387	9 197 744	58.2	Rosedale.....	(X)	(D)	(X)	(X)
Horn Lake.....	40	25 635	9 223 379	58.3	Senatobia.....	(X)	(D)	(X)	(X)
					Shelby.....	(X)	(D)	(X)	(X)
					Southaven.....	(X)	(D)	(X)	(X)
					Verona.....	(X)	(D)	(X)	(X)
					Water Valley.....	(X)	(D)	(X)	(X)
					Waynesboro.....	(X)	(D)	(X)	(X)
					West Point.....	(X)	(D)	(X)	(X)
					Wiggins.....	(X)	(D)	(X)	(X)
					Yazoo City.....	(X)	(D)	(X)	(X)

<sup>1</sup>Places with suppressed sales (if applicable) are listed at end of table rather than by rank to avoid disclosing data for individual companies.

**Table 10. Counties Ranked by Volume of Sales: 1992**

[For meaning of abbreviations and symbols, see introductory text. For explanation of terms and comparability of 1987 and 1992 censuses, see appendix A. For information on geographic areas followed by ▲, see appendix F]

Geographic area	Rank <sup>1</sup>	Sales (\$1,000)	Cumulative		Geographic area	Rank <sup>1</sup>	Sales (\$1,000)	Cumulative	
			Sales (\$1,000)	Percent of State total				Sales (\$1,000)	Percent of State total
<b>Mississippi.....</b>	<b>(X)</b>	<b>15 814 624</b>	<b>15 814 624</b>	<b>100.0</b>	<b>Mississippi—Con.</b>				
Hinds.....	1	3 095 691	3 095 691	19.6	Covington.....	16	244 538	11 904 553	75.3
DeSoto.....	2	1 167 201	4 262 892	27.0	Clay.....	17	242 039	12 146 592	76.8
Leflore.....	3	850 766	5 113 658	32.3	Jones.....	18	218 006	12 364 598	78.2
Forrest.....	4	849 379	5 963 037	37.7	Union.....	19	206 050	12 570 648	79.5
Lauderdale.....	5	846 691	6 809 728	43.1	Panola.....	20	203 437	12 774 085	80.8
Lee.....	6	819 726	7 629 454	48.2	Coahoma.....	21	172 522	12 946 607	81.9
Rankin.....	7	656 071	8 285 525	52.4	Adams.....	22	170 441	13 117 048	82.9
Sunflower.....	8	595 118	8 880 643	56.2	Wayne.....	23	145 638	13 262 686	83.9
Harrison.....	9	515 019	9 395 662	59.4	Pike.....	24	139 577	13 402 263	84.7
Madison.....	10	462 571	9 858 233	62.3	Alcorn.....	25	129 787	13 532 050	85.6
Lincoln.....	11	396 627	10 254 860	64.8	Grenada.....	26	116 652	13 648 702	86.3
Washington.....	12	391 938	10 646 798	67.3	Neshoba.....	27	115 576	13 764 278	87.0
Bolivar.....	13	379 606	11 026 404	69.7	Marion.....	28	104 943	13 869 221	87.7
Lowndes.....	14	334 553	11 360 957	71.8	Yazoo.....	29	97 652	13 966 873	88.3
Warren.....	15	299 058	11 660 015	73.7	Chickasaw.....	30	75 415	14 042 288	88.8

See footnotes at end of table.



Table 10. **Counties Ranked by Volume of Sales: 1992** –Con.

[For meaning of abbreviations and symbols, see introductory text. For explanation of terms and comparability of 1987 and 1992 censuses, see appendix A. For information on geographic areas followed by ▲, see appendix F]

Geographic area	Rank <sup>1</sup>	Sales (\$1,000)	Cumulative		Geographic area	Rank <sup>1</sup>	Sales (\$1,000)	Cumulative	
			Sales (\$1,000)	Percent of State total				Sales (\$1,000)	Percent of State total
<b>Mississippi—Con.</b>					<b>Mississippi—Con.</b>				
Humphreys .....	31	70 460	14 112 748	89.2	Wilkinson .....	56	25 532	15 191 260	96.1
Scott .....	32	70 221	14 182 969	89.7	Montgomery .....	57	24 736	15 215 996	96.2
Tunica .....	33	68 122	14 251 091	90.1	Oktibbeha .....	58	24 183	15 240 179	96.4
Attala .....	34	60 619	14 311 710	90.5	Noxubee .....	59	23 871	15 264 050	96.5
Monroe .....	35	55 648	14 367 358	90.8	Leake .....	60	22 187	15 286 237	96.7
Prentiss .....	36	55 480	14 422 838	91.2	Calhoun .....	61	22 182	15 308 419	96.8
Pearl River .....	37	51 845	14 474 683	91.5	Quitman .....	62	21 778	15 330 197	96.9
Holmes .....	38	51 074	14 525 757	91.9	Clarke .....	63	21 196	15 351 393	97.1
Pontotoc .....	39	49 045	14 574 802	92.2	Stone .....	64	19 223	15 370 616	97.2
Tate .....	40	48 429	14 623 231	92.5	Carroll .....	65	17 692	15 388 308	97.3
Tippah .....	41	47 207	14 670 438	92.8	Amite .....	66	14 387	15 402 695	97.4
Copiah .....	42	45 652	14 716 090	93.1	Choctaw .....	67	11 458	15 414 153	97.5
Jasper .....	43	41 231	14 757 321	93.3	Webster .....	68	10 243	15 424 396	97.5
Lafayette .....	44	39 270	14 796 591	93.6	Perry .....	69	9 892	15 434 288	97.6
George .....	45	38 943	14 835 534	93.8	Greene .....	70	9 493	15 443 781	97.7
Tallahatchie .....	46	38 662	14 874 196	94.1	Franklin .....	71	9 227	15 453 008	97.7
Walthall .....	47	37 854	14 912 050	94.3	Claiborne .....	72	6 389	15 459 397	97.8
Marshall .....	48	36 335	14 948 385	94.5	Benton .....	73	5 812	15 465 209	97.8
Lamar .....	49	35 340	14 983 725	94.7	Lawrence .....	74	5 398	15 470 607	97.8
Tishomingo .....	50	35 315	15 019 040	95.0	Kemper .....	75	4 570	15 475 177	97.9
Newton .....	51	31 988	15 051 028	95.2	Jefferson .....	76	4 484	15 479 661	97.9
Sharkey .....	52	30 913	15 081 941	95.4	Hancock .....	(X)	(D)	(X)	(X)
Itawamba .....	53	30 849	15 112 790	95.6	Issaquena .....	(X)	(D)	(X)	(X)
Simpson .....	54	26 926	15 139 716	95.7	Jackson .....	(X)	(D)	(X)	(X)
Winston .....	55	26 012	15 165 728	95.9	Jefferson Davis .....	(X)	(D)	(X)	(X)
					Smith .....	(X)	(D)	(X)	(X)
					Yalobusha .....	(X)	(D)	(X)	(X)

<sup>1</sup>Counties with suppressed sales (if applicable) are listed at end of table rather than by rank to avoid disclosing data for individual companies.

# Appendix A.

## General Explanation

### CENSUS COVERAGE AND METHODOLOGY

**Structure and method of enumeration.** All wholesale firms that had at least one quarter of payroll in 1992 were included in the census of wholesale trade and were mailed either a regular census form or a short form designed to collect basic data and classification information only. The coverage and the method of obtaining census information from each follow:

1. Large companies, i.e., all multiunit firms and all single unit firms above the payroll size cutoff established to separate large from small employers, and a 10-percent sample of the small employers were mailed the appropriate 1992 Census of Distributive Trades establishment report forms. Although the payroll cutoff varied by kind of business, small employers generally included firms with one to three employees and represented about 10 percent of total wholesale sales. For the large companies, a report of company organization is conducted periodically to identify firms which operated establishments at more than one location and to obtain information on payroll and mid-March employment at each location. The 1991 Report of Company Organization was used as a coverage check in the census. In the 1992 Census, all multiestablishment firms were asked to notify the Census Bureau of any establishments for which a form was not received. Report forms were subsequently provided to the firms for these establishments.
2. Small companies other than those included in the 10-percent sample described above were mailed the short forms, which did not include questions on sales by commodity lines and employment by principal activity.

**Method of classifying kinds of business.** Establishments receiving the regular census forms were classified on the basis of their answers to questions on sales by commodity lines and other inquiries. Those that received short forms were classified on the basis of their self-designation and answers to other inquiries.

### COMPARABILITY OF THE 1987 AND 1992 CENSUSES

The 1987 and 1992 censuses were conducted under similar conditions and procedures except for the following:

**Classifications.** In both 1992 and 1987, classifications are based on the *1987 Standard Industrial Classification (SIC) Manual*.<sup>1</sup> As a result of a later clarification in 1992, the sale of industrial controls has been classified in electrical apparatus and equipment, wiring supplies, and construction materials (SIC 5063) as it was in 1982 and all previous censuses. In 1987, the sale of industrial controls was classified in industrial machinery and equipment (SIC 5084).

**Geographic areas.** The boundaries of a number of areas for which data are shown in the 1992 census are not the same as in the 1987 census because of annexations; other boundary changes; and redefinitions of metropolitan statistical areas (MSA's), primary metropolitan statistical areas (PMSA's), and consolidated metropolitan statistical areas (CMSA's).<sup>2</sup> In addition, data for consolidated cities are included in the 1992 census.

Data for special economic urban areas (SEUA's) with 10,000 inhabitants or more in Michigan, Minnesota, New York, and Wisconsin qualified for publication in the 1992 census. This included townships in Michigan and Minnesota and towns in New York and Wisconsin. However, Minnesota did not have any townships that met the publication criteria.

### EXPLANATION OF TERMS

**Establishments.** An establishment is a single physical location at which business is conducted. It is not necessarily identical with a company or enterprise, which may consist of one establishment or more. Census of wholesale trade figures represent a summary of reports for individual establishments rather than companies. For cases where a census report was received, separate information was obtained for each location where business was conducted. When administrative records of other Federal agencies were used instead of a census report, no information was available on the number of locations operated. Estimates of this number were derived from a sample and are provided in the wholesale trade report, *Miscellaneous*

<sup>1</sup>*Standard Industrial Classification Manual: 1987.* For sale by Superintendent of Documents, U.S. Government Printing Office, Washington, DC 20402. Stock No. 041-001-00314-2.

<sup>2</sup>Newly defined metropolitan areas (MA's) were announced by the Office of Management and Budget (OMB) effective June 30, 1993.

**Subjects (WC92-S-4).** Each wholesale establishment was tabulated according to the physical location at which the business was conducted. The count of establishments represents the number in business at any time during 1992. Appendix G provides a comparison of the number of establishments active any time during the year versus the number in business at the end of the year.

When two activities or more were carried on at a single location under a single ownership, all activities generally were grouped together as a single establishment. The entire establishment was classified on the basis of its major activity and all data for it were included in that classification. However, when distinct and separate economic activities (for which different industry classification codes were appropriate) were conducted at a single location under a single ownership, and when conditions prescribed by the SIC manual for recognizing the existence of more than one establishment were met, separate establishment reports for each of the different activities were obtained in the census.

**Firms.** A firm is a business organization or entity consisting of one domestic establishment (location) or more under common ownership or control. All establishments of subsidiary firms are included as part of the owning or controlling firm. For the economic census, the terms "firm" and "company" are synonymous.

**Sales.** Sales include merchandise sold for cash or credit at wholesale and retail by establishments primarily engaged in wholesale trade; receipts from rental or leasing of vehicles, equipment, instruments, tools, etc.; receipts for delivery, installation, maintenance, repair, alteration, storage, and other services; and gasoline, liquor, tobacco, and other excise taxes which are paid by the manufacturer and passed on to the wholesaler.

Sales are net after deductions for refunds and allowances for merchandise returned by customers. Trade-in allowances are not deducted from total sales. Total sales do not include carrying or other credit charges; sales (or other) taxes collected from customers and forwarded to taxing authorities; and nonoperating income from such sources as investments, rental or sale of real estate, etc.

Sales in this report do not include wholesale sales made by manufacturers, retailers, service establishments, or other businesses whose primary activity is other than wholesale trade. They do include receipts other than from the sale of merchandise at wholesale, e.g., service receipts, retail sales, etc., by establishments primarily engaged in wholesale trade.

Sales figures include sales of all establishments in business at any time during the year. Sales shown for agents and brokers represented the value of the goods involved in the transactions rather than the commissions received or earnings.

**Annual payroll.** Payroll includes all forms of compensation such as salaries, wages, commissions, bonuses, vacation allowances, sick-leave pay, employee contributions to

qualified pension plans, and the value of payments in kind (e.g., free meals and lodgings) paid during the year to all employees. For corporations, payroll includes amounts paid to officers and executives; for unincorporated businesses, it does not include profit or other compensation of proprietors or partners. Payroll is reported before deductions for social security, income tax, insurance, union dues, etc. This definition of payroll is the same as that used on Internal Revenue Service (IRS) form 941.

**First quarter payroll.** This item consists of payroll, as defined above, paid to persons employed at any time during the quarter January to March 1992.

**Paid employees for pay period including March 12.** Paid employees consist of the full- and part-time employees, including salaried officers and executives of corporations, who were on the payroll during the pay period including March 12. Included are employees on paid sick leave, paid holidays, and paid vacations; not included are proprietors and partners of unincorporated businesses. The definition of paid employees is the same as that used on IRS form 941.

**1992 and 1991 inventories.** Inventories consist of stocks of merchandise for sale at the end of 1992 and 1991. They were reported on an ownership basis; all merchandise owned by reporting establishments is included, even though some may be held by others for sale on consignment. Goods held by the reporting establishment, but owned by others, are not included. Data for 1992 and 1991 inventories LIFO composition are published in the 1992 Census of Wholesale Trade report, *Miscellaneous Subjects (WC92-S-4)*.

**Operating expenses.** Operating expenses include payroll as well as overhead expenses of the establishment. They do not include the cost of goods sold; income or excise taxes; or withdrawals by proprietors or partners of unincorporated businesses.

**Auxiliary establishments.** Each company included in this census was asked to identify and separately report auxiliary locations whose primary functions were to manage, administer, service, or support the activities of the other establishments of the company. Data presented in this report do not include auxiliary establishments. Data for auxiliaries are presented in a subsequent report issued as part of the 1992 Enterprise Statistics reports.

## KIND-OF-BUSINESS CLASSIFICATIONS

Wholesale trade, major groups 50 and 51 in the 1987 SIC manual, includes establishments primarily engaged in selling merchandise to retailers; to industrial, commercial, institutional, farm, or professional business users; or to other wholesalers; or acting as agents or brokers in buying merchandise for or selling merchandise to such persons or companies.

The principal types of establishments included are:

1. Merchant wholesalers who take title to the goods they sell, such as wholesale merchants or jobbers, industrial distributors, voluntary group wholesalers, drop shippers, retailer cooperative warehouses, terminal elevators, and cooperative buying associations.
2. Manufacturers' sales branches and offices (but not retail stores) maintained by manufacturing or mining enterprises apart from their plants or mines for the purpose of marketing their products. Sales branches and offices located at plants are included when separate records are available.
3. Agents, brokers, and commission merchants who buy or sell products owned by others on a commission or agency basis.

Establishments primarily engaged in the wholesale distribution of used products are classified on the basis of the product sold. Establishments primarily engaged in selling merchandise to contractors are included in wholesale trade, with the exception of lumber yards and paint, glass, and wallpaper stores. These exceptions are classified in retail trade if they consider themselves retail, sell to the general public, and their sales to contractors and the general public is more than half their total sales.

Establishments covered by the census were assigned kind-of-business classifications according to the industry classifications defined in the 1987 SIC manual. When a more detailed classification than defined in the SIC manual was needed, additional kinds-of-business were identified within an SIC industry.

Kind-of-business classifications are not interchangeable with commodity classifications, because most businesses sell several kinds of commodities. The kind-of-business code assigned generally reflects either the individual commodity or the commodity group which is the primary source of the establishment's receipts, or some mixture of commodities which characterizes the establishment's business. Thus, the classification of establishments by kind of business does not make it possible to determine either the number of establishments handling a particular commodity or the sales of that commodity. For example, the groceries and related products classification excludes establishments selling food if the sale of food is not the primary source of receipts; moreover, even though establishments are classified as groceries and related products, some of their receipts may be derived from the sale of nonfood products. Information on the extent to which commodities are handled by different kinds of business is available in the 1992 Census of Wholesale Trade report, *Commodity Line Sales* (WC92-S-3). Descriptions of the 1992 Census of Wholesale Trade kind-of-business classifications follow:

### **Durable Goods (SIC Major Group 50)**

This major group includes establishments primarily engaged in the wholesale distribution of durable goods.

### **Motor vehicles and motor vehicle parts and supplies (SIC 501)**

**Automobiles and other motor vehicles (SIC 5012).** Establishments primarily engaged in the wholesale distribution of new and used passenger automobiles, trucks, trailers, and other motor vehicles, including motorcycles, motor homes, and snowmobiles. Automobile distributors primarily engaged in selling at retail to individual customers for personal use, and also selling a limited amount of new and used passenger automobiles and trucks at wholesale, are classified in Retail Trade, Industry 5511.

SIC 5012 is subdivided in some tables into—

1. Automobile, light trucks, motorcycles, busses and recreational vehicles.
  - a. Automobiles and motorcycles.
  - b. Buses and recreational vehicles.
  - c. Light trucks and vans (14,000 lb or less).
2. Medium and heavy trucks and tractors (over 14,000 lb).
  - a. Medium trucks (14,001 to 26,000 lb).
  - b. Heavy trucks and tractors (over 26,000 lb).

**Motor vehicle supplies and new parts (SIC 5013).** Establishments primarily engaged in the wholesale distribution of motor vehicle supplies, accessories, tools, and equipment; and new motor vehicle parts.

SIC 5013 is subdivided in some tables into—

1. Motor vehicle supplies and new parts—warehouse distributors.
2. Motor vehicle supplies and new parts—jobbers.
3. Petroleum products marketing equipment.

**Tires and tubes (SIC 5014).** Establishments primarily engaged in the wholesale distribution of tires and tubes for passenger and commercial vehicles.

**Motor vehicle parts, used (SIC 5015).** Establishments primarily engaged in the wholesale distribution at wholesale or retail of used motor vehicle parts. This industry includes establishments primarily engaged in dismantling motor vehicles for the purpose of selling parts. Establishments primarily engaged in dismantling motor vehicles for scrap are classified in Industry 5093.

### **Furniture and homefurnishings (SIC 502)**

**Furniture (SIC 5021).** Establishments primarily engaged in the wholesale distribution of furniture, including bedsprings, mattresses, and other household furniture; office furniture;

and furniture for public parks and buildings. Establishments primarily engaged in the wholesale distribution of partitions, shelving, lockers, and store fixtures are classified in Industry 5046.

SIC 5021 is subdivided in some tables into—

1. Household and lawn furniture.
2. Office and business furniture.

**Homefurnishings (SIC 5023).** Establishments primarily engaged in the wholesale distribution of homefurnishings and housewares, including antiques; china; glassware and earthenware; lamps (including electric), curtains and draperies; linens and towels; and carpets, linoleum, and all other types of hard and soft surface floor coverings. Establishments primarily engaged in the wholesale distribution of other electrical household goods are classified in Industry 5064, and those distributing precious metal flatware are classified in Industry 5094.

SIC 5023 is subdivided in some tables into—

1. Household china, glassware, and crockery.
2. Linens, domestics, draperies, and curtains.
3. Floor coverings.
4. Other homefurnishings.

### **Lumber and other construction materials (SIC 503)**

**Lumber, plywood, millwork and wood panels (SIC 5031).** Establishments, with or without yards, primarily engaged in the wholesale distribution of rough, dressed, and finished lumber (but not timber); plywood; reconstituted wood fiber products; doors and windows and their frames (all materials); wood fencing; and other wood or metal millwork.

SIC 5031 is subdivided in some tables into—

1. Lumber—without yard.
2. Lumber—with yard.
3. Plywood, millwork, and wood panels

**Brick, stone, and related construction materials (SIC 5032).** Establishments primarily engaged in the wholesale distribution of stone, cement, lime construction sand, and gravel; brick (except refractory); asphalt and concrete mixtures; and concrete, stone, and structural clay products (other than refractories). Distributors of industrial sand and of refractory materials are classified in Industry 5085. Establishments primarily engaged in producing ready-mixed concrete are classified in Manufacturing, Industry 3273.

SIC 5032 is subdivided in some tables into—

1. Brick, block, tile, clay/cement sewer pipe.
2. Sand, gravel, and stone.
3. Cement, lime, and related products.

**Roofing, siding, and insulation materials (SIC 5033).** Establishments primarily engaged in the wholesale distribution of roofing, siding (except wood), and insulation materials.

**Construction materials, n.e.c. (SIC 5039).** Establishments primarily engaged in the wholesale distribution of mobile homes and of construction materials, not elsewhere classified, including prefabricated buildings and glass. Establishments selling construction materials to the general public and known as retail in the trade are classified in Retail Trade, Industry 5211. Establishments primarily engaged in marketing heavy structural metal products are classified in Industry 5051.

SIC 5039 is subdivided in some tables into—

1. Flat glass and other construction glass.
2. Other construction materials.

### **Professional and commercial equipment and supplies (SIC 504)**

**Photographic equipment and supplies (SIC 5043).** Establishments primarily engaged in the wholesale distribution of photographic equipment and supplies. Establishments primarily engaged in the wholesale distribution of photocopy, microfilm, and similar equipment are classified in Industry 5044.

**Office equipment (SIC 5044).** Establishments primarily engaged in the wholesale distribution of office machines and related equipment, including photocopy and microfilm equipment, and safes and vaults. These establishments frequently also sell office supplies. However, establishments primarily engaged in wholesaling most office supplies are classified in Industry Group 511. Establishments primarily engaged in wholesaling office furniture are classified in Industry 5021; and those wholesaling computers and peripheral equipment are classified in Industry 5045.

**Computers and computer peripheral equipment and software (SIC 5045).** Establishments primarily engaged in the wholesale distribution of computers, computer peripheral equipment, and computer software. These establishments frequently may sell related supplies, but establishments primarily engaged in wholesaling supplies are classified according to the individual product (for example, computer paper in Industry 5112). Establishments primarily engaged in the wholesale distribution of modems and other electronic communications equipment are classified in Industry 5065. Establishments primarily engaged in selling computers and computer peripheral equipment and software for other than business or professional use are classified in Retail Trade, Industry 5734.

SIC 5045 is subdivided in some tables into—

1. Computers and peripheral equipment (selling primarily to business customers).

- a. Computers and peripheral equipment sold for resale.
  - b. Computers and peripheral equipment sold for end use.
2. Computer software (prepackaged, off-the-shelf).

**Commercial equipment, n.e.c. (SIC 5046).** Establishments primarily engaged in the wholesale distribution of commercial and related machines and equipment, not elsewhere classified, such as commercial cooking and food service equipment; partitions, shelving, lockers, and store fixtures; electrical signs; and balances and scales, except laboratory.

SIC 5046 is subdivided in some tables into—

1. Restaurant and hotel equipment and supplies.
2. Store machines and equipment.

**Medical, dental, and hospital equipment and supplies (SIC 5047).** Establishments primarily engaged in the wholesale distribution of surgical and other medical instruments, apparatus, and equipment; dentist equipment; artificial limbs; operating room and hospital equipment; X-ray machines; and other electromedical equipment and apparatus used by physicians and in hospitals. Also included in this industry are establishments primarily engaged in the wholesale distribution of professional supplies used by medical and dental practitioners.

SIC 5047 is subdivided in some tables into—

1. Medical and hospital equipment.
2. Dental equipment and supplies.

**Ophthalmic Goods (SIC 5048).** Establishments primarily engaged in the wholesale distribution of professional equipment and goods used, prescribed, or sold by ophthalmologists, optometrists, and opticians, including ophthalmic frames, lenses, and sunglass lenses.

**Professional equipment and supplies, n.e.c. (SIC 5049).** Establishments primarily engaged in the wholesale distribution of professional equipment and supplies, not elsewhere classified, such as drafting instruments, laboratory equipment, and scientific instruments.

SIC 5049 is subdivided in some tables into—

1. Religious and school supplies.
2. Other professional equipment and supplies, n.e.c. Establishments primarily engaged in selling specialty lines of professional equipment and supplies not mentioned above, such as veterinarian equipment and supplies, drafting supplies, and scientific equipment.

## **Metals and minerals, except petroleum (SIC 505)**

**Metals service centers and offices (SIC 5051).** Establishments primarily engaged in marketing semifinished metal products, except precious metals. Establishments in

this industry may operate with warehouses (metals service centers) or without warehouses (metals sales offices). Establishments primarily engaged in marketing precious metals are classified in Industry 5092.

SIC 5051 is subdivided in some tables into—

1. Ferrous metals service centers and offices.
  - a. Ferrous metals service centers.
  - b. Ferrous metals sales offices.
2. Nonferrous metals service centers and offices.
  - a. Nonferrous metals service centers.
  - b. Nonferrous metals sales offices.

**Coal and other minerals and ores (SIC 5052).** Establishments primarily engaged in the wholesale distribution of coal and coke; copper, iron, lead, and other metallic ores, including precious metal ores; and crude nonmetallic minerals (including concentrates), except crude petroleum. Establishments primarily engaged in the wholesale distribution of nonmetallic minerals used in construction, such as sand and gravel, are classified in Industry 5032. Establishments primarily engaged in the wholesale distribution of crude petroleum are classified in Industry Group 517.

SIC 5052 is subdivided in some tables into—

1. Coal.
2. Other minerals and ores.

## **Electrical goods (SIC 506)**

This industry group includes establishments primarily engaged in the wholesale distribution of electrical generating, distributing, and wiring equipment. It also includes household appliances, whether electrically, manually, or mechanically powered. This industry group does not include electrical commercial and industrial machines, in which electricity does the work directly, e.g., heating, turning a shaft, or ionizing a substance, or electrically powered commercial and industrial machines which are classified in Industry Group 504 or 508.

**Electrical apparatus and equipment, wiring supplies, and construction materials (SIC 5063).** Establishments primarily engaged in the wholesale distribution of electrical power equipment for the generation, transmission, distribution, or control of electric energy; electrical construction materials for outside power transmission lines and for electrical systems and electric light fixtures and bulbs. Construction contractors primarily engaged in installing electrical systems and equipment from their own stock are classified in Construction, Industry 1731.

**Electrical appliances, television and radio sets (SIC 5064).** Establishments primarily engaged in the wholesale distribution of radio and television receiving sets, other household electronic sound or video equipment, self-contained air-conditioning room units, and household

electrical appliances. Also included are establishments primarily engaged in the wholesale distribution of household gas and electric laundry equipment and refrigerators and freezers.

**Electronic parts and equipment, n.e.c. (SIC 5065).**

Establishments primarily engaged in the wholesale distribution of electronic parts and electronic communications equipment, not elsewhere classified, such as telephone and telegraph equipment; radio and television broadcasting and communications equipment; and intercommunications equipment. Establishments primarily engaged in the wholesale distribution of radio and television receiving sets, phonographs, CD-players, and other household sound or video equipment are classified in Industry 5064.

SIC 5065 is subdivided in some tables into—

1. Communications equipment.
2. Other electronic parts and equipment.

**Hardware, and plumbing and heating equipment and supplies (SIC 507)**

**Hardware (SIC 5072).** Establishments primarily engaged in the wholesale distribution of cutlery and general hardware, including hand saws; saw blades; brads, staples, and tacks; and bolts, nuts, rivets, and screws. Establishments primarily engaged in the wholesale distribution of nails, noninsulated wire, and screening are classified in Industry 5051.

**Plumbing and heating equipment and supplies (hydronics) (SIC 5074).** Establishments primarily engaged in the wholesale distribution of hydronic plumbing and heating equipment and supplies. Construction contractors primarily engaged in installing plumbing and heating equipment from their own stock are classified in Construction, Industry 1711.

**Warm air heating and air-conditioning equipment and supplies (SIC 5075).** Establishments primarily engaged in the wholesale distribution of warm air heating and air-conditioning equipment and supplies. Construction contractors primarily engaged in installing warm air heating and air-conditioning equipment are classified in Construction, Industry 1711.

**Refrigeration equipment and supplies (SIC 5078).** Establishments primarily engaged in the wholesale distribution of refrigeration equipment and supplies. Construction contractors primarily engaged in installation of refrigeration equipment from their own stock are classified in Construction, Industry 1711.

**Machinery, equipment, and supplies (SIC 508)**

**Construction and mining (except petroleum) machinery and equipment (SIC 5082).** Establishments primarily engaged in the wholesale distribution of construction or mining cranes, excavating machinery and equipment, power

shovels, road construction and maintenance machinery, tractor-mounting equipment, and other specialized machinery and equipment used in the construction, mining, and logging industries. Establishments engaged in marketing oil well machinery and equipment are classified in Industry 5084.

**Farm and garden machinery and equipment (SIC 5083).**

Establishments primarily engaged in the wholesale distribution of agricultural machinery and equipment for use in preparation and maintenance of the soil, the planting and harvesting of crops, and other operations and processes pertaining to work on the farm, lawn, or garden; and dairy and other livestock equipment.

SIC 5083 is subdivided in some tables into—

1. Farm machinery and equipment—farm dealers.
2. Farm machinery and equipment—wholesale distributors.
3. Lawn and garden machinery and equipment.

**Industrial machinery and equipment (SIC 5084).** Establishments primarily engaged in the wholesale distribution of industrial machinery and equipment, not elsewhere classified.

SIC 5084 is subdivided in some tables into—

1. Food-processing machinery and equipment.
2. General-purpose industrial machinery, equipment, and parts.
3. Metalworking machinery and equipment.
4. Materials handling equipment.
5. Oil well, oil refinery, and pipeline machinery, equipment, and supplies.
6. Other industrial machinery and equipment. Establishments primarily engaged in selling special purpose industrial machinery not elsewhere classified, including printing machinery, paper and paper products machinery, smelting and metal refining machinery and equipment, cigar and cigarette machinery, and similar special industry machinery.

**Industrial supplies (SIC 5085).** Establishments primarily engaged in the wholesale distribution of industrial supplies, not elsewhere classified.

SIC 5085 is subdivided in some tables into—

1. General-line industrial supplies.
2. Mechanical power transmission equipment.
3. Hydraulic and pneumatic (fluid-power) parts, accessories, and supplies.
4. Welding supplies.
5. Industrial containers and supplies.
6. Industrial valves and fittings, except fluid-power.

7. Other industrial supplies—Establishments primarily engaged in selling a specialty line of industrial materials and supplies not elsewhere classified, such as abrasives, mechanical rubber goods, ropes, cordage, and industrial diamonds.

**Service establishment equipment and supplies (SIC 5087).** Establishments primarily engaged in the wholesale distribution of equipment and supplies for barber shops, beauty parlors, power laundries, dry-cleaning plants, upholsterers, undertakers, and related personal service establishments.

SIC 5087 is subdivided in some tables into—

1. Beauty and barber equipment and supplies.
2. Custodial (janitors') equipment and supplies.
3. Laundry and dry-cleaning equipment and supplies.
4. Other service establishment equipment and supplies—Establishments primarily engaged in selling a specialty line of service establishment supplies, such as upholsterers' equipment and supplies, seamstresses' supplies, tailors' supplies, undertakers' supplies, municipality equipment and supplies, and shoe repair supplies.

**Transportation equipment and supplies, except motor vehicles (SIC 5088).** Establishments primarily engaged in the wholesale distribution of transportation equipment and supplies. Establishments primarily engaged in the wholesale distribution of motor vehicles and motor vehicle parts are classified in Industry Group 501, and those distributing pleasure boats are classified in Industry 5091.

SIC 5088 is subdivided in some tables into—

1. Aircraft and aeronautical equipment and supplies.
2. Marine machinery, equipment, and supplies.
3. Other transportation equipment and supplies—Establishments primarily engaged in selling equipment and supplies used in the operation, maintenance, and repair of railroads, streetcars, buses, tramways, aerial hoists, and horsedrawn vehicles.

### Miscellaneous durable goods (SIC 509)

**Sporting and recreational goods and supplies (SIC 5091).** Establishments primarily engaged in the wholesale distribution of sporting goods and accessories; billiard and pool supplies; sporting firearms and ammunition; and marine pleasure craft, equipment and supplies. Establishments primarily engaged in the wholesale distribution of motor vehicles and trailers are classified in Industry 5012; those distributing self-propelled golf carts are classified in Industry 5088; and those distributing athletic apparel and footwear are classified in Industry Group 513.

**Toys and hobby goods and supplies (SIC 5092).** Establishments primarily engaged in the wholesale distribution of games, toys, hobby goods and supplies, and related goods, such as fireworks and playing cards.

**Scrap and waste materials (SIC 5093).** Establishments primarily engaged in assembling, breaking up, sorting, and wholesale distribution of scrap and waste materials. This industry includes auto wreckers engaged in dismantling automobiles for scrap. However, those engaged in dismantling automobiles for the purpose of selling secondhand parts at retail are classified in Industry 5015.

SIC 5093 is subdivided in some tables into—

1. Iron and steel scrap processors and dealers.
  - a. Iron and steel scrap processors (using power processing equipment).
  - b. Iron and steel scrap dealers (not using power processing equipment).
2. Nonferrous recyclable materials.

**Jewelry, watches, precious stones, and precious metals (SIC 5094).** Establishments primarily engaged in the wholesale distribution of jewelry, precious stones and metals, costume jewelry, watches, clocks, silverware, and jewelers' findings. Establishments primarily engaged in the wholesale distribution of precious metal ores are classified in Industry 5052.

SIC 5094 is subdivided in some tables into—

1. Jewelry, watches, diamonds, precious stones, and silverware.
2. Precious metals (excluding ores).

**Durable goods, n.e.c. (SIC 5099).** Establishments primarily engaged in the wholesale distribution of durable goods, not elsewhere classified, such as musical instruments and forest products, except lumber.

SIC 5099 is subdivided in some tables into—

1. Musical instruments and supplies.
2. Forest products, except lumber.
3. General merchandise—durable.
4. Compact disks, prerecorded audio tapes, and phonograph records.
5. Fire extinguishers and fire safety equipment.
6. Other durable goods.

### Nondurable Goods (SIC Major Group 51)

This major group includes establishments primarily engaged in the wholesale distribution of nondurable goods.



## Paper and paper products (SIC 511)

**Printing and writing paper (SIC 5111).** Establishments primarily engaged in the wholesale distribution of printing and writing paper, including envelope paper; fine paper; and groundwood paper.

**Stationery and office supplies (SIC 5112).** Establishments primarily engaged in the wholesale distribution of stationery and office supplies, including computer and photocopy supplies, envelopes, typewriter paper, file cards and folders, pens, pencils, social stationery, and greeting cards.

**Industrial and personal service paper (SIC 5113).** Establishments primarily engaged in the wholesale distribution of wrapping and other coarse paper, paperboard, and converted paper and related disposable plastic products, such as bags, boxes, dishes, eating utensils, napkins, and shipping supplies.

## Drugs, drug proprietaries, and druggists' sundries (SIC 512)

**Drugs, drug proprietaries, and druggists' sundries (SIC 5122).** Establishments primarily engaged in the wholesale distribution of prescription drugs, proprietary drugs, druggists' sundries, and toiletries. Establishments primarily engaged in the wholesale distribution of surgical, dental, and hospital equipment are classified in Industry 5047.

SIC 5122 is subdivided in some tables into—

1. General-line drugs—These are wholesalers who reported a substantial portion of their sales in "drugs and pharmaceuticals" and a combination of "proprietary (patent) medicines," "cosmetics," "perfumes," and "other toiletries and druggists' sundries."
2. Specialty-line drugs, pharmaceuticals, cosmetics, and toiletries. These are wholesale establishments engaged in selling limited lines among the above products.

## Apparel, piece goods, and notions (SIC 513)

**Piece goods, notions, and other dry goods (SIC 5131).** Establishments primarily engaged in the wholesale distribution of piece goods or yard goods of natural or man-made fibers, notions (sewing and hair accessories, etc.), and other dry goods. Converters who buy fabric goods (except knit goods) in the grey, have them finished on contract, and sell at wholesale are included here. Converters of knit goods are classified in Manufacturing, Industry Group 225. This industry does not include establishments primarily engaged in the wholesale distribution of homefurnishings which are classified in Industry 5023.

SIC 5131 is subdivided in some tables into—

1. Piece goods.
  - a. Piece goods—jobbers.

b. Piece goods—converters.

2. Notions and other dry goods.

**Men's and boys' clothing and furnishings (SIC 5136).** Establishments primarily engaged in the wholesale distribution of men's and boys' apparel and furnishings, sportswear, hosiery, underwear, nightwear, and work clothing.

**Women's, children's, and infants' clothing and accessories (SIC 5137).** Establishments primarily engaged in the wholesale distribution of women's, children's, and infants' clothing and accessories, including hosiery, lingerie, millinery, and furs.

**Footwear (SIC 5139).** Establishments primarily engaged in the wholesale distribution of footwear (including athletic) made of leather, rubber, and other materials.

## Groceries and related products (SIC 514)

**Groceries, general-line (SIC 5141).** Establishments primarily engaged in the wholesale distribution of a general line of groceries. Establishments primarily engaged in roasting coffee, blending tea, or grinding and packaging spices are classified in Manufacturing Major Group 20.

SIC 5141 is subdivided in some tables into—

1. Voluntary.
2. Retail cooperative.
3. Other general-line.

**Packaged frozen foods (SIC 5142).** Establishments primarily engaged in the wholesale distribution of packaged quick-frozen vegetables, juices, meats, fish, poultry, pastries, and other "deep freeze" products. Establishments primarily engaged in the wholesale distribution of frozen dairy products are classified in Industry 5143, and those distributing frozen poultry, fish, and meat which are not packaged are classified in Industries 5144, 5146, and 5147, respectively.

**Dairy products, except dried or canned (SIC 5143).** Establishments primarily engaged in the wholesale distribution of dairy products, such as butter, cheese, ice cream and ices, and fluid milk and cream. This industry does not include establishments primarily engaged in pasteurizing and bottling milk, which are classified in Manufacturing, Industry Group 202. Establishments primarily engaged in the wholesale distribution of dried or canned dairy products are classified in Industry 5149.

SIC 5143 is subdivided in some tables into—

1. Raw milk.
2. Dairy products, except raw milk.

**Poultry and poultry products (SIC 5144).** Establishments primarily engaged in the wholesale distribution of poultry and poultry products, except canned and packaged frozen products. This industry does not include establishments primarily engaged in the killing and dressing of poultry, which are classified in Manufacturing, Industry 2015. Establishments primarily engaged in the wholesale distribution of packaged frozen poultry are classified in Industry 5142, and those distributing canned poultry are classified in Industry 5149.

SIC 5144 is subdivided in some tables into—

1. Live poultry.
2. Poultry and poultry products, except live.

**Confectionery (SIC 5145).** Establishments primarily engaged in the wholesale distribution of confectionery and related products, such as candy, chewing gum, fountain fruits, salted or roasted nuts, popcorn, fountain syrups, and potato, corn, and similar chips.

**Fish and seafoods (SIC 5146).** Establishments primarily engaged in the wholesale distribution (but not packaging) of fresh, cured, or frozen fish and seafoods, except canned or packaged frozen. The preparation of fresh or frozen packaged fish and other seafood, and the shucking and packing of fresh oysters in nonsealed containers, are classified in Manufacturing, Industry 2092. Establishments primarily engaged in the wholesale distribution of canned seafood are classified in Industry 5149, and those distributing packaged frozen foods are classified in Industry 5142.

**Meats and meat products (SIC 5147).** Establishments primarily engaged in the wholesale distribution of fresh, cured, and processed (but not canned) meats and lard. Establishments primarily engaged in the wholesale distribution of frozen packaged meats are classified in Industry 5142, and those distributing canned meats are classified in Industry 5149.

SIC 5147 is subdivided in some tables into—

1. Meats and meat products, except boxed beef.
2. Packaging boxed beef.

**Fresh fruits and vegetables (SIC 5148).** Establishments primarily engaged in the wholesale distribution of fresh fruits and vegetables.

**Groceries and related products, n.e.c. (SIC 5149).** Establishments primarily engaged in the wholesale distribution of groceries and related products, not elsewhere classified. Establishments primarily engaged in the wholesale distribution of soft drinks, and in bottling and distributing natural spring and mineral waters, are classified in this industry, but establishments primarily engaged in bottling soft drinks are classified in Manufacturing, Major Group 20. This industry does not include establishments primarily

engaged in the wholesale distribution of farm-product raw materials classified in Industry Group 515, nor those distributing beer, wine, and distilled alcoholic beverages of Industry Group 518.

SIC 5149 is subdivided in some tables into—

1. Coffee, tea, and spices.
2. Bread and baked goods.
3. Soft drinks.
4. Canned goods.
5. Food and beverage basic materials.
6. Other grocery specialties.

## **Farm-product raw materials (SIC 515)**

**Grain and field beans (SIC 5153).** Establishments primarily engaged in buying and/or marketing grain (such as corn, wheat, oats, barley, and unpolished rice), dry beans, soybeans, and other inedible beans. Country grain elevators primarily engaged in buying or receiving grain from farmers are included, as well as terminal elevators and other merchants marketing grain. Establishments primarily engaged in the wholesale distribution of field and garden seeds are classified in Industry 5191.

**Livestock (SIC 5154).** Establishments primarily engaged in buying and/or marketing cattle, hogs, sheep, and goats. This industry also includes the operation of livestock auction markets.

**Farm-product raw materials, n.e.c. (SIC 5159).** Establishments primarily engaged in buying and/or marketing farm products, not elsewhere classified. Establishments primarily engaged in the wholesale distribution of milk are classified in Industry 5143, and those distributing live poultry are classified in Industry 5144.

SIC 5159 is subdivided in some tables into—

1. Hides, skins, and pelts.
2. Leaf tobacco.
3. Wool, wool tops, and mohair.
4. Cotton.
5. Other farm-product raw materials.

## **Chemicals and allied products (SIC 516)**

**Plastics materials and basic forms and shapes (SIC 5162).** Establishments primarily engaged in the wholesale distribution of plastics materials, and of unsupported plastics film, sheets, sheeting, rods, tubes, and other basic forms and shapes.

**Chemicals and allied products, n.e.c. (SIC 5169).** Establishments primarily engaged in the wholesale distribution of chemicals and allied products, not elsewhere classified,

such as acids, industrial and heavy chemicals, dyestuffs, industrial salts, rosin, and turpentine. Establishments primarily engaged in the wholesale distribution of ammunition are classified in Industry Group 509; those distributing agricultural chemicals and pesticides are classified in Industry 5191; those distributing drugs are classified in Industry 5122; and those distributing pigments, paints, and varnishes are classified in Industry 5198.

SIC 5169 is subdivided in some tables into—

1. Industrial gases, except LP.
2. Other chemicals and allied products.

### **Petroleum and petroleum products (SIC 517)**

This industry group includes establishments primarily engaged in the wholesale distribution of crude petroleum and petroleum products. Included are establishments primarily engaged in the distribution of liquefied petroleum gas. Establishments primarily engaged in the transmission and/or distribution of natural gas are classified in Utilities, Industry Group 492.

**Petroleum bulk stations and terminals (SIC 5171).** Establishments primarily engaged in the wholesale distribution of crude petroleum and petroleum products from bulk liquid storage facilities. These establishments have a bulk liquid storage capacity of 10,000 gallons or more.

SIC 5171 is subdivided in some tables into—

1. Petroleum bulk stations and terminals, except LP.
2. Liquefied petroleum gas bulk stations and terminals.

**Petroleum and petroleum products wholesalers, except bulk stations and terminals (SIC 5172).** Establishments primarily engaged in the wholesale distribution of crude petroleum and petroleum products. These establishments do not have a bulk liquid storage capacity of 10,000 gallons or more. Included are packaged and bottled petroleum products distributors, truck jobbers, and others marketing petroleum and its products at wholesale.

### **Beer, wine, and distilled alcoholic beverages (SIC 518)**

**Beer and ale (SIC 5181).** Establishments primarily engaged in the wholesale distribution of beer, ale, porter, and other fermented malt beverages.

**Wine and distilled alcoholic beverages (SIC 5182).** Establishments primarily engaged in the wholesale distribution of distilled spirits, including neutral spirits and ethyl alcohol used in blended wines and distilled liquors.

SIC 5182 is subdivided in some tables into—

1. Wine and distilled alcoholic beverages—licensed.
2. Wine and distilled alcoholic beverages—State operated.

### **Miscellaneous nondurable goods (SIC 519)**

**Farm supplies (SIC 5191).** Establishments primarily engaged in the wholesale distribution of animal feeds, fertilizers, agricultural chemicals, pesticides, seeds, and other farm supplies, except grains. Establishments primarily engaged in the wholesale distribution of pet food are classified in Industry 5149, and those distributing pet supplies are classified in Industry 5199.

SIC 5191 is subdivided in some tables into—

1. Farm supplies—farm dealers.
2. Farm supplies—wholesale distributors.

**Books, periodicals, and newspapers (SIC 5192).** Establishments primarily engaged in the wholesale distribution of books, periodicals, and newspapers.

**Flowers, nursery stock, and florists' supplies (SIC 5193).** Establishments primarily engaged in the wholesale distribution of flowers, nursery stock, and florists' supplies.

**Tobacco and tobacco products (SIC 5194).** Establishments primarily engaged in the wholesale distribution of tobacco and its products. Leaf tobacco wholesalers are classified in Industry 5159, and establishments primarily engaged in stemming and redrying tobacco are classified in Manufacturing, Industry 2141.

**Paints, varnishes, and supplies (SIC 5198).** Establishments primarily engaged in the wholesale distribution of paints, varnishes, wallpaper, and supplies. Establishments selling to the general public and known as retail in the trade are classified in Retail Trade, Industry 5231.

**Nondurable goods, n.e.c. (SIC 5199).** Establishments primarily engaged in the wholesale distribution of nondurable goods, not elsewhere classified, such as art goods, industrial yarns, textile bags, and bagging and burlap.

SIC 5199 is subdivided in some tables into—

1. Art goods.
2. General merchandise—nondurable.
3. Textile bags and bagging.
4. Specialty advertising (sale of merchandise).
5. Other nondurable goods.

### **TYPE-OF-OPERATION CLASSIFICATIONS**

In addition to being classified by kind of business, each wholesale establishment was classified for the census by type of operation according to the ownership of the business, ownership of the goods sold, or character of the principal transactions. Establishments in wholesale trade are grouped into the following three major types of operation and related subgroups:

**Merchant wholesalers.** Establishments primarily engaged in buying and selling merchandise on their own account. Included here are such types of establishments as wholesale merchants or jobbers, industrial distributors, voluntary group wholesalers, importers, exporters, cash and carry wholesalers, retailer cooperative warehouses, terminal and country grain elevators, farm products assemblers, wholesale cooperative associations, and petroleum bulk plants and terminals operated by nonrefining companies.

*Wholesale distributors and jobbers.* Establishments primarily engaged in buying and selling merchandise in the domestic market not manufactured by the parent company.

*Importers.* Establishments buying and selling goods at wholesale on their own account, whose principal source of purchases was foreign.

*Exporters.* Establishments primarily engaged in purchasing goods in the United States and selling them to foreign customers.

*Terminal grain elevators.* Grain elevators primarily engaged in buying and selling grain received from country grain elevators and grain marketing establishments. They have sizable space for grain storage, and products are received primarily by rail or barge rather than by truck.

*Country grain elevators.* Grain elevators, cooperative or other, buying and receiving grain directly from farmers by truck and selling at wholesale.

*Assemblers of farm products, except country grain elevators.* Establishments primarily engaged in purchasing directly from farmers and assembling and marketing farm products at wholesale.

**Manufacturers' sales branches and offices.** Establishments maintained by manufacturing, refining, and mining companies apart from their plants or mines for marketing their products at wholesale. Branch stores selling to household consumers and individual users are classified in retail trade. Sales branches and offices located at plants and administrative offices are included when separate records are available.

*Manufacturers' sales branches.* A branch with a stock of merchandise for sale. Included are refiner—marketers owned and operated by petroleum refining companies primarily for marketing their products.

*Manufacturers' sales offices.* An office without a stock of merchandise for sale.

**Agents, brokers, and commission merchants.** Establishments whose operators are in business for themselves and are primarily engaged in selling or buying goods for others. Included here are such types of operations as auction companies, import agents, export agents, selling agents, merchandise brokers, and commission merchants. "Sales" as shown in census publications for agents, brokers, and commission merchants represent the gross sales (or purchase) value of the goods in the transactions negotiated.

*Auction companies.* Wholesale establishments primarily engaged in selling merchandise on an agency basis by auction.

*Brokers (representing buyers or sellers).* Wholesale establishments primarily engaged in selling or buying merchandise in the domestic market on a brokerage basis but not receiving the goods on consignment.

*Commission merchants.* Wholesale establishments operating in the domestic market receiving goods for sale on consignment.

*Import agents.* Merchandise agents and brokers in the domestic market buying merchandise from or selling merchandise for foreign firms.

*Export agents.* Merchandise agents and brokers in the domestic market selling to or buying for foreign customers.

*Manufacturers' agents.* Wholesale establishments in the domestic market selling for a limited number of manufacturers on a continuing agency basis.



# Appendix C. Kind-of-Business Titles and Reporting-Form Numbers

[Listed below are wholesale kind-of-business titles and their corresponding reporting-form numbers. Requests for copies of any of these forms, including the inquiries used to classify establishment by kind of business, should be directed to the Services Division, Bureau of the Census, Washington, DC 20233]

SIC code	Title	Standard form CB-	Short form CB-	SIC code	Title	Standard form CB-	Short form CB-
<b>DURABLE GOODS</b>				<b>DURABLE GOODS—Con.</b>			
501	Motor vehicles and motor vehicle parts and supplies:			509	Miscellaneous durable goods:		
5012	Automobiles and other motor vehicles -----	5012	5003	5091	Sporting and recreational goods and supplies -----	5091	5003
5013	Motor vehicle supplies and new parts -----	5013	5003	5092	Toys and hobby goods and supplies -----	5091	5003
5014	Tires and tubes -----	5013	5003	5093	Scrap and waste materials -----	5093	5003
5015	Motor vehicle parts, used -----	5013	5003	5094	Jewelry, watches, precious stones, and precious metals -----	5094	5003
				5099	Durable goods, n.e.c. -----	5099	5003
<b>DURABLE GOODS</b>				<b>NONDURABLE GOODS</b>			
502	Furniture and homefurnishings:			511	Paper and paper products:		
5021	Furniture -----	5020	5001	5111	Printing and writing paper -----	5110	5102
5023	Homefurnishings -----	5020	5001	5112	Stationery and office supplies -----	5110	5102
				5113	Industrial and personal service paper -----	5110	5102
503	Lumber and other construction materials:			512	Drugs, drug proprietaries, and druggists' sundries:		
5031	Lumber, plywood, millwork, and wood panels -----	5030	5001	5122	Drugs, drug proprietaries, and druggists' sundries -----	5122	5102
5032	Brick, stone, and related construction materials -----	5030	5001				
5033	Roofing, siding, and insulation materials -----	5030	5001				
5039	Construction materials, n.e.c. -----	5030	5001	513	Apparel, piece goods, and notions:		
				5131	Piece goods, notions, and other dry goods -----	5131	5102
504	Professional and commercial equipment and supplies:			5136	Men's and boys' clothing and furnishings -----	5136	5102
5043	Photographic equipment and supplies -----	5043	5003	5137	Women's, children's, and infants' clothing and accessories -----	5136	5102
5044	Office equipment -----	5045	5002	5139	Footwear -----	5136	5102
5045	Computers and computer peripheral equipment and software -----	5045	5002				
5046	Commercial equipment, n.e.c. -----	5043	5002	514	Groceries and related products:		
5047	Medical, dental, and hospital equipment and supplies -----	5047	5002	5141	Groceries, general line -----	5141	5101
5048	Ophthalmic goods -----	5047	5002	5142	Packaged frozen foods -----	5142	5101
5049	Professional equipment and supplies, n.e.c. -----	5047	5002	5143	Dairy products, except dried or canned -----	5143	5101
				5144	Poultry and poultry products -----	5144	5101
				5145	Confectionery -----	5145	5101
				5146	Fish and seafoods -----	5146	5101
505	Metals and minerals, except petroleum:			5147	Meats and meat products -----	5147	5101
5051	Metals service centers and offices -----	5051	5003	5148	Fresh fruits and vegetables -----	5148	5101
5052	Coal and other minerals and ores -----	5052	5003	5149	Groceries and related products, n.e.c. -----	5141	5101
				515	Farm-product raw materials:		
506	Electrical goods:			5153	Grain and field beans -----	5150	5103
5063	Electrical apparatus and equipment, wiring supplies, and construction materials -----	5060	5001	5154	Livestock -----	5150	5103
				5159	Farm-product raw materials, n.e.c. -----	5150	5103
5064	Electrical appliances, television and radio sets -----	5060	5001				
5065	Electronic parts and equipment, n.e.c. -----	5060	5001	516	Chemicals and allied products:		
				5162	Plastics materials and basic forms and shapes -----	5160	5102
				5169	Chemicals and allied products, n.e.c. -----	5160	5102
507	Hardware, and plumbing and heating equipment and supplies:			517	Petroleum and petroleum products:		
5072	Hardware -----	5070	5001	5171	Petroleum bulk stations and terminals -----	5170	1NA
5074	Plumbing and heating equipment and supplies (hydronics) -----	5070	5001	5172	Petroleum and petroleum products wholesalers, except bulk stations and terminals -----	5170	1NA
5075	Warm air heating and air-conditioning equipment and supplies -----	5070	5001				
5078	Refrigeration equipment and supplies -----	5070	5001	518	Beer, wine, and distilled alcoholic beverages:		
				5181	Beer and ale -----	5180	5103
				5182	Wine and distilled alcoholic beverages -----	5180	5103
508	Machinery, equipment, and supplies:			519	Miscellaneous nondurable goods:		
5082	Construction and mining (except petroleum) machinery and equipment -----	5082	5002	5191	Farm supplies -----	5191	5102
5083	Farm and garden machinery and equipment -----	5083	5002	5192	Books, periodicals, and newspapers -----	5192	5102
5084	Industrial machinery and equipment -----	5084	5002	5193	Flowers, nursery stock, and florists' supplies -----	5192	5102
5085	Industrial supplies -----	5085	5002	5194	Tobacco and tobacco products -----	5194	5102
5087	Service establishment equipment and supplies -----	5087	5002	5198	Paints, varnishes, and supplies -----	5198	5102
5088	Transportation equipment and supplies, except motor vehicles -----	5088	5002	5199	Nondurable goods, n.e.c. -----	5199	5102

<sup>1</sup>Petroleum wholesalers were all sent form CB-5170.

## Appendix D. Metropolitan Areas

---

(Titles and definitions shown for MSA's, CMSA's, and PMSA's are those established by the Office of Management and Budget, as of June 30, 1993)

### MISSISSIPPI

#### **Biloxi-Gulfport-Pascagoula, MS MSA**

Hancock County, MS  
Harrison County, MS  
Jackson County, MS

#### **Jackson, MS MSA**

Hinds County, MS  
Madison County, MS  
Rankin County, MS

#### **Memphis, TN-AR-MS MSA**

Crittenden County, AR  
DeSoto County, MS  
Fayette County, TN  
Shelby County, TN  
Tipton County, TN

# Appendix E.

## Percent of Sales Data Based on Administrative Records and Estimation for the State: 1992

[For meaning of abbreviations and symbols and for more information on reliability of data, see introductory text. For explanation of terms and comparability of 1987 and 1992 censuses, see appendix A]

SIC code	Kind of business	Percent of sales† —		SIC code	Kind of business	Percent of sales‡ —	
		From administrative records <sup>1</sup>	Estimated <sup>2</sup>			From administrative records <sup>1</sup>	Estimated <sup>2</sup>
	<b>Wholesale trade</b> .....	<b>4.7</b>	<b>2.5</b>		<b>Wholesale trade —Con.</b>		
<b>50</b>	<b>Durable goods</b> .....	<b>7.6</b>	<b>3.8</b>	<b>50</b>	<b>Durable goods —Con.</b>		
				509	Miscellaneous durable goods .....	17.2	6.7
				5091	Sporting and recreational goods and supplies .....	7.8	5.3
				5092	Toys and hobby goods and supplies .....	30.1	—
501	Motor vehicles and motor vehicle parts and supplies .....	6.4	1.8	5093	Scrap and waste materials .....	16.2	16.2
5012	Automobiles and other motor vehicles .....	5.7	.6	5094	Jewelry, watches, precious stones, and precious metals .....	5.3	—
5013	Motor vehicle supplies and new parts .....	4.7	2.5	5099	Durable goods, n.e.c. ....	19.6	2.6
5014	Tires and tubes .....	11.8	4.7				
5015	Motor vehicle parts, used .....	11.6	2.1	<b>51</b>	<b>Nondurable goods</b> .....	<b>3.3</b>	<b>1.8</b>
502	Furniture and homefurnishings .....	9.5	3.4	511	Paper and paper products .....	7.4	1.6
5021	Furniture .....	10.6	3.4	5111	Printing and writing paper .....	4.1	—
5023	Homefurnishings .....	3.7	3.1	5112	Stationery and office supplies .....	15.2	3.1
				5113	Industrial and personal service paper .....	3.0	1.3
503	Lumber and other construction materials .....	5.0	1.2	512	Drugs, drug proprietaries, and druggists' sundries .....	.2	.3
5031	Lumber, plywood, millwork, and wood panels .....	4.1	.2	5122	Drugs, drug proprietaries, and druggists' sundries .....	.2	.3
5032	Brick, stone, and related construction materials .....	7.9	7.7	513	Apparel, piece goods, and notions .....	2.7	2.9
5033	Roofing, siding, and insulation materials .....	1.8	3.4	5131	Piece goods, notions, and other dry goods .....	2.9	1.7
5039	Construction materials, n.e.c. ....	23.8	—	5136	Men's and boys' clothing and furnishings .....	(D)	(D)
504	Professional and commercial equipment and supplies .....	5.0	5.7	5137	Women's, children's, and infants' clothing and accessories .....	(D)	(D)
5043	Photographic equipment and supplies .....	(D)	(D)	5139	Footwear .....	(D)	(D)
5044	Office equipment .....	18.2	11.2	514	Groceries and related products .....	2.4	1.2
5045	Computers and computer peripheral equipment and software .....	4.4	10.6	5141	Groceries, general line .....	.3	.2
5046	Commercial equipment, n.e.c. ....	(D)	(D)	5142	Packaged frozen foods .....	.1	.8
5047	Medical, dental, and hospital equipment and supplies .....	1.2	1.5	5143	Dairy products, except dried or canned .....	4.7	.4
5048	Ophthalmic goods .....	.7	1.1	5144	Poultry and poultry products .....	17.5	.9
5049	Professional equipment and supplies, n.e.c. ....	1.9	3.1	5145	Confectionery .....	3.4	2.9
505	Metals and minerals, except petroleum .....	7.5	6.0	5146	Fish and seafoods .....	5.0	16.3
5051	Metals service centers and offices .....	(D)	(D)	5147	Meats and meat products .....	5.0	.8
5052	Coal and other minerals and ores .....	(D)	(D)	5148	Fresh fruits and vegetables .....	12.1	8.4
				5149	Groceries and related products, n.e.c. ....	.6	3.3
506	Electrical goods .....	7.7	3.1	515	Farm-product raw materials .....	2.9	3.3
5063	Electrical apparatus and equipment, wiring supplies, and construction materials .....	7.5	2.6	5153	Grain and field beans .....	(D)	(D)
5064	Electrical appliances, television and radio sets .....	18.5	5.9	5154	Livestock .....	3.3	4.6
5065	Electronic parts and equipment, n.e.c. ....	2.2	3.9	5159	Farm-product raw materials, n.e.c. ....	(D)	(D)
507	Hardware, and plumbing and heating equipment and supplies .....	4.3	4.3	516	Chemicals and allied products .....	3.9	.4
5072	Hardware .....	4.9	6.5	5162	Plastics materials and basic forms and shapes .....	.7	—
5074	Plumbing and heating equipment and supplies (hydronics) .....	1.7	3.3	5169	Chemicals and allied products, n.e.c. ....	5.1	.6
5075	Warm air heating and air-conditioning equipment and supplies .....	8.2	5.0	517	Petroleum and petroleum products .....	4.6	2.2
5078	Refrigeration equipment and supplies .....	2.5	—	5171	Petroleum bulk stations and terminals .....	3.4	1.9
				5172	Petroleum and petroleum products wholesalers, except bulk stations and terminals .....	14.0	4.1
508	Machinery, equipment, and supplies .....	8.2	5.1	518	Beer, wine, and distilled alcoholic beverages .....	2.3	1.0
5082	Construction and mining (except petroleum) machinery and equipment .....	9.7	—	5181	Beer and ale .....	(D)	(D)
5083	Farm and garden machinery and equipment .....	9.0	3.0	5182	Wine and distilled alcoholic beverages .....	(D)	(D)
5084	Industrial machinery and equipment .....	7.3	9.5	519	Miscellaneous nondurable goods .....	4.1	1.5
5085	Industrial supplies .....	3.7	8.5	5191	Farm supplies .....	5.1	2.2
5087	Service establishment equipment and supplies .....	19.5	3.2	5192	Books, periodicals, and newspapers .....	11.3	.5
5088	Transportation equipment and supplies, except motor vehicles .....	9.8	1.6	5193	Flowers, nursery stock, and florists' supplies .....	8.3	3.8
				5194	Tobacco and tobacco products .....	.8	.1
				5198	Paints, varnishes, and supplies .....	(D)	(D)
				5199	Nondurable goods, n.e.c. ....	(D)	(D)

<sup>1</sup>Includes sales information obtained from administrative records of other Federal agencies.

<sup>2</sup>Includes sales information which was imputed based on historic company ratios or administrative records, or on industry averages.



## Appendix F. Geographic Notes

---

### MISSISSIPPI

**Baldwyn** is in Lee and Prentiss Counties.

**D'Iberville** was incorporated in February 1988.

**Hattiesburg** is in Forrest and Lamar Counties.

**Jackson** is in Hinds, Madison, and Rankin Counties; it annexed into Madison County in December 1989.

# Appendix G.

## Establishments in Business Any Time During Year and Establishments in Business at End of Year for the State: 1992 and 1987

[For meaning of abbreviations and symbols, see introductory text. For explanation of terms and comparability of 1987 and 1992 censuses, see appendix A]

SIC code	Kind of business	Establishments in business —			
		Any time during year		At end of year	
		1992	1987	1992	1987
	<b>Wholesale trade</b> .....	<b>3 868</b>	<b>3 850</b>	<b>3 610</b>	<b>3 605</b>
<b>50</b>	<b>Durable goods</b> .....	<b>2 317</b>	<b>2 308</b>	<b>2 158</b>	<b>2 158</b>
501	Motor vehicles and automotive parts and supplies .....	519	532	485	498
5012	Automobiles and other motor vehicles .....	91	108	84	103
5013	Motor vehicle supplies and new parts .....	299	314	277	296
5014	Tires and tubes .....	47	49	44	43
5015	Motor vehicle parts, used .....	82	61	80	56
502	Furniture and homefurnishings .....	95	93	87	87
5021	Furniture .....	62	63	56	60
5023	Homefurnishings .....	33	30	31	27
503	Lumber and other construction materials .....	152	158	134	147
5031	Lumber, plywood, millwork, and wood panels .....	82	82	75	75
5032	Brick, stone, and related construction materials .....	33	24	28	23
5033	Roofing, siding, and insulation materials .....	16	22	15	20
5039	Construction materials, n.e.c. ....	21	30	16	29
504	Professional and commercial equipment and supplies .....	261	259	242	243
5043	Photographic equipment and supplies .....	2	4	1	4
5044	Office equipment .....	75	80	70	75
5045	Computers and computer peripheral equipment and software .....	68	52	62	50
5046	Commercial equipment, n.e.c. ....	30	41	28	37
5047	Medical, dental, and hospital equipment and supplies .....	54	50	52	45
5048	Ophthalmic goods .....	11	8	10	8
5049	Professional equipment and supplies, n.e.c. ....	21	24	19	24
505	Metals and minerals, except petroleum .....	48	59	45	55
5051	Metals service centers and offices .....	47	59	44	55
5052	Coal and other minerals and ores .....	1	—	1	—
506	Electrical goods .....	201	178	190	169
5063	Electrical apparatus and equipment, wiring supplies, and construction materials .....	118	107	112	103
5064	Electrical appliances, television and radio sets .....	16	15	14	13
5065	Electronic parts and equipment, n.e.c. ....	67	56	64	53
507	Hardware, and plumbing and heating equipment and supplies .....	178	171	171	161
5072	Hardware .....	46	46	43	43
5074	Plumbing and heating equipment and supplies (hydronics) .....	64	66	63	63
5075	Warm air heating and air-conditioning equipment and supplies .....	59	46	57	45
5078	Refrigeration equipment and supplies .....	9	13	8	10
508	Machinery, equipment, and supplies .....	598	609	556	566
5082	Construction and mining (except petroleum) machinery and equipment .....	48	52	46	45
5083	Farm and garden machinery and equipment .....	167	185	155	171
5084	Industrial machinery and equipment .....	168	179	158	168
5085	Industrial supplies .....	137	107	126	105
5087	Service establishment equipment and supplies .....	56	71	51	64
5088	Transportation equipment and supplies, except motor vehicles .....	22	15	20	13
509	Miscellaneous durable goods .....	265	249	248	232
5091	Sporting and recreational goods and supplies .....	29	28	28	26
5092	Toys and hobby goods and supplies .....	6	5	6	5
5093	Scrap and waste materials .....	75	62	66	59
5094	Jewelry, watches, precious stones, and precious metals .....	10	8	10	7
5099	Durable goods, n.e.c. ....	145	146	138	135
<b>51</b>	<b>Nondurable goods</b> .....	<b>1 551</b>	<b>1 542</b>	<b>1 452</b>	<b>1 447</b>
511	Paper and paper products .....	123	97	114	94
5111	Printing and writing paper .....	10	9	9	9
5112	Stationery and office supplies .....	78	54	71	53
5113	Industrial and personal service paper .....	35	34	34	32
512	Drugs, drug proprietaries, and druggists sundries .....	31	23	28	22
5122	Drugs, drug proprietaries, and druggists sundries .....	31	23	28	22
513	Apparel, piece goods, and notions .....	79	61	77	59
5131	Piece goods, notions, and other dry goods .....	33	21	33	20
5136	Men's and boys' clothing and furnishings .....	22	20	22	20
5137	Women's, children's, and infants' clothing and accessories .....	22	18	20	17
5139	Footwear .....	2	2	2	2

SIC code	Kind of business	Establishments in business —			
		Any time during year		At end of year	
		1992	1987	1992	1987
<b>51</b>	<b>Nondurable goods — Con.</b>				
514	Groceries and related products .....	348	328	319	305
5141	Groceries, general line .....	40	35	37	35
5142	Packaged frozen foods .....	20	22	20	21
5143	Dairy products, except dried or canned .....	33	36	28	32
5144	Poultry and poultry products .....	25	24	22	18
5145	Confectionery .....	33	27	32	25
5146	Fish and seafoods .....	45	33	38	31
5147	Meats and meat products .....	31	34	27	32
5148	Fresh fruits and vegetables .....	36	31	34	28
5149	Groceries and related products, n.e.c. ....	85	86	81	83
515	Farm-product raw materials .....	131	130	122	118
5153	Grain and field beans .....	60	65	57	59
5154	Livestock .....	37	37	33	34
5159	Farm-product raw materials, n.e.c. ....	34	28	32	25
516	Chemicals and allied products .....	81	79	76	71
5162	Plastics materials and basic forms and shapes .....	12	9	12	7
5169	Chemicals and allied products, n.e.c. ....	69	70	64	64
517	Petroleum and petroleum products .....	277	325	263	310
5171	Petroleum bulk stations and terminals .....	232	254	219	244
5172	Petroleum and petroleum products wholesalers, except bulk stations and terminals .....	45	71	44	66
518	Beer, wine, and distilled alcoholic beverages .....	61	62	58	58
5181	Beer and ale .....	56	54	53	50
5182	Wine and distilled alcoholic beverages .....	5	8	5	8
519	Miscellaneous nondurable goods .....	420	437	395	410
5191	Farm supplies .....	257	269	240	248
5192	Books, periodicals, and newspapers .....	13	17	13	16
5193	Flowers, nursery stock, and florists' supplies .....	30	24	27	22
5194	Tobacco and tobacco products .....	33	43	33	41
5198	Paints, varnishes and supplies .....	14	19	14	19
5199	Nondurable goods, n.e.c. ....	73	65	68	64

# Publication Program

## 1992 CENSUS OF WHOLESALE TRADE

Publications of the 1992 Census of Wholesale Trade, containing data on wholesale trade establishments with payroll in the United States, are described below. Publications order forms for specific reports may be obtained from any Department of Commerce district office or from Data User Services Division, Customer Services, Bureau of the Census, Washington, DC 20233-8300. The first results were issued in press releases. Final detailed statistics are issued in separate paperbound reports and compact disc-read only memory (CD-ROM).

### Final Reports

#### Geographic area series—52 reports (WC92-A-1 to -52)

A separate paperbound report containing data for establishments with payroll is published for each State, the District of Columbia, and the United States. Each report presents general statistics for establishments with payroll, on number of establishments, sales, payroll, employment, operating expenses, and inventories. At the State level, data also are presented separately for the following types of wholesale operations: merchant wholesalers; manufacturers' sales branches and offices; and agents, brokers, and commission merchants. Less type-of-operation detail is shown below the State level. For States, MA's, and counties and places with 200 wholesale establishments or more, statistics are presented by kind of business. Greater kind-of-business detail is shown for larger areas. In addition, data are shown for all places with 2,500 inhabitants or more and all counties (with no kind-of-business detail). For each State, the District of Columbia, and the United States, 1992 data are provided on sales and employees per establishment, sales and payroll per employee, payroll as a percent of operating expenses, and operating expenses and end-of-year inventories as percentages of sales. Comparative statistics showing percent changes in sales and payroll between 1987 and 1992 also are shown by kind of business.

#### Subject series—4 reports (WC92-S-1 to -4)

The *Establishment and Firm Size* report (WC92-S-1) presents data for establishments with payroll, based on size of establishment, size of company or firm, and legal form of organization. Establishment statistics are presented by sales size and by employment size; statistics for firms by sales size (including concentration by largest firms), by employment size, and by number of establishments operated (single units and multiunits). Statistics are presented by kind of business on the number of establishments, sales, payroll, and employment for the United States.

The *Measures of Value Produced, Capital Expenditures, Depreciable Assets, and Operating Expenses* report (WC92-S-2) presents data on measures of value produced, capital expenditures, depreciable assets, and operating expenses for firms with payroll

for the United States by major kinds of business. Measures of value produced include gross margin, value added, and net income produced at market prices and factor costs. Operating expenses include annual payroll, supplemental labor costs, purchased services, etc. Sales, purchases, and beginning and ending inventories data also are provided.

The *Commodity Line Sales* report (WC92-S-3) presents data on major categories of commodities sold by wholesale kinds of business for the United States. Data for 15 selected MA's and 15 selected States will be available on electronic media only. Tables present data for each kind of business and show, for each commodity line, the number of establishments handling the line and their sales of the line; the percentage of total sales of the kind of business accounted for by each of the lines carried; and, for establishments actually handling a specific line, the percentage of total sales represented by sales of that line. Summary statistics also are provided for the broad commodity line categories, including counts of establishments and the amount and percentage of the line sold by various kinds of wholesale businesses.

The *Miscellaneous Subjects* report (WC92-S-4) contains data by kind of business on employment by principal activity; sales by class of customer; inventory valuation methods; commissions and gross selling value of business conducted for others by agents and brokers; gross margins, gross profits, and their components; and on petroleum bulk stations and terminals. Data are presented for the United States as a whole; for petroleum bulk stations and terminals, States, and counties.

### Electronic Media

All data included in the printed reports are available on CD-ROM. The CD-ROM's provide the same information found in the final reports as well as additional information not published in the final reports, such as commodity line sales data for States (WC92-S-3). Electronic media products are available for users who wish to summarize, rearrange, or process large amounts of data. These products, with corresponding technical documentation, are sold by Data User Services Division, Customer Services, Bureau of the Census, Washington, DC 20233-8300.

## OTHER ECONOMIC CENSUS REPORTS

Data on retail trade, service industries, transportation, communications, utilities, financial, insurance, real estate, construction industries, manufactures, mineral industries, enterprise statistics, minority-owned business enterprises, and women-owned businesses also are available from the 1992 Economic Census. A separate series of reports covers the census of outlying areas: Puerto Rico, Virgin Islands of the United States, Guam, and the Northern Marianas. Separate announcements describing these reports are available free of charge from Data User Services Division, Customer Services, Bureau of the Census, Washington, DC 20233-8300.