


1992

Census of Wholesale Trade

WC92-A-22

GEOGRAPHIC AREA SERIES

Massachusetts



1992 Census of Wholesale Trade

WC92-A-22

GEOGRAPHIC AREA SERIES

Massachusetts

+



+



U.S. Department of Commerce
Ronald H. Brown, Secretary
David J. Barram, Deputy Secretary

Economics and Statistics Administration
Everett M. Ehrlich, Under Secretary
for Economic Affairs

BUREAU OF THE CENSUS
Harry A. Scarr, Acting Director

Acknowledgments

Many persons participated in the various activities of the 1992 Census of Wholesale Trade. The overall planning and review of the census operations were performed by the Economic Census Staff of the Economic Planning and Coordination Division.

This report was prepared in the Services Division. **Bobby E. Russell**, Assistant Chief for Census Programs, was responsible for the overall planning, management, and coordination of the census of wholesale trade. Planning and implementation were under the direction of **John R. Trimble**, Chief, Wholesale Census Branch, with primary staff assistance by **Steven L. Barron**, **John L. Vignali**, **Gary E. Swenson**, **Scott P. Handmaker**, **Daniel C. Collier**, **Barbara A. Collier**, **Cary L. Fletcher**, **Dennis R. Johnson**, and **Karen K. Sigmon**.

Systems and procedures for mailout, receipt, correspondence, data input, industry classification, other clerical processing, administrative record processing, quality control, and the associated electronic computer programs, were developed in the Economic Planning and Coordination Division.

Mailout preparation and receipt operations, clerical and analytical review activities, data keying, and geocoding review were performed by the staff of the Data Preparation Division, **Judith N. Petty**, Chief.

Geographic coding procedures and associated computer programs were developed by the staff of the Geography Division.

The computer processing systems were developed and coordinated in the Economic Statistical Methods and Programming Division, **Charles P. Pautler, Jr.**, Chief. **H. Ray Dennis**, Assistant Chief for Business Programs, was responsible for the design and implementation of the computer systems. The computer programs were prepared under the supervision of **Steven G. McCraith**, Chief, Utilities and Financial Census Branch, and **William C. Wester**, Chief, Business Census Branch, assisted by **Dennis P. Kelly**, **Barbara L. Lambert**, **Josephine S. McLaughlin**, **William D. McClain**, **David Wang**, and **David L. Sipes**.

Computer processing was performed in the Computer Services Division, **Marvin D. Raines**, Chief.

The staff of the Administrative and Publications Services Division, **Walter C. Odom**, Chief, performed planning, design, composition, editorial review, and printing planning and procurement for publications and report forms. **Gladys Rea** provided publication coordination and editing.

Special acknowledgment is also due the many businesses whose cooperation has contributed to the publication of these data.

If you have any questions concerning the statistics in this report, call 301-763-5281.



**Economics and Statistics
Administration**

Everett M. Ehrlich, Under Secretary
for Economic Affairs



BUREAU OF THE CENSUS

Harry A. Scarr, Acting Director

Paula J. Schneider, Principal Associate
Director for Programs

Charles A. Waite, Associate Director
for Economic Programs

Thomas L. Mesenbourg, Assistant Director
for Economic Programs

**ECONOMIC PLANNING AND COORDINATION
DIVISION**

Carole A. Ambler, Chief

SERVICES DIVISION

Carole A. Ambler, Acting Chief

Introduction to the Economic Census

PURPOSES AND USES OF THE ECONOMIC CENSUS

The economic census is the major source of facts about the structure and functioning of the Nation's economy. It provides essential information for government, business, industry, and the general public.

The economic census furnishes an important part of the framework for such composite measures as the gross domestic product, input/output measures, production and price indexes, and other statistical series that measure short-term changes in economic conditions.

Policymaking agencies of the Federal Government use the data, especially in monitoring economic activity and providing assistance to business.

State and local governments use the data to assess business activities and tax bases within their jurisdictions and to develop programs to attract business.

Trade associations study trends in their own and competing industries and keep their members informed of market changes.

Individual businesses use the data to locate potential markets and to analyze their own production and sales performance relative to industry or area averages.

AUTHORITY AND SCOPE

Title 13 of the United States Code (sections 131, 191, and 224) directs the Census Bureau to take the economic census every 5 years, covering years ending in 2 and 7. The 1992 Economic Census consists of the following eight censuses:

- Census of Retail Trade
- Census of Wholesale Trade
- Census of Service Industries
- Census of Financial, Insurance, and Real Estate Industries
- Census of Transportation, Communications, and Utilities
- Census of Manufactures
- Census of Mineral Industries
- Census of Construction Industries

Special programs also cover enterprise statistics and minority-owned and women-owned businesses. (The 1992 Census of Agriculture and 1992 Census of Governments are conducted separately.) The next economic census is scheduled to be taken in 1998 covering the year 1997.

AVAILABILITY OF THE DATA

The results of the economic census are available in printed reports for sale by the U.S. Government Printing Office and on compact discs for sale by the Census Bureau. Order forms for all types of products are available on request from Customer Services, Bureau of the Census, Washington, DC 20233-8300. A more complete description of publications being issued from this census is on the inside back cover of this document.

Census facts are also widely disseminated by trade associations, business journals, and newspapers. Volumes containing census statistics are available in most major public and college libraries. Finally, State data centers in every State as well as business and industry data centers in many States also supply economic census statistics.

WHAT'S NEW IN 1992

The 1992 Economic Census covers more of the economy than any previous census. New for 1992 are data on communications, utilities, finance, insurance, and real estate, as well as coverage of more transportation industries. The economic, agriculture, and governments censuses now collectively cover nearly 98 percent of all economic activity.

Among other changes, new 1992 definitions affect the boundaries of about a third of all metropolitan areas. Also, the Survey of Women-Owned Businesses has now been expanded to include all corporations.

HISTORICAL INFORMATION

The economic census has been taken as an integrated program at 5-year intervals since 1967 and before that for 1963, 1958, and 1954. Prior to that time, the individual subcomponents of the economic census were taken separately at varying intervals.

The economic census traces its beginnings to the 1810 Decennial Census, when questions on manufacturing were included with those for population. Coverage of economic activities was expanded for 1840 and subsequent censuses to include mining and some commercial activities. In 1902, Congress established a permanent Census Bureau and directed that a census of manufactures be taken every 5 years. The 1905 Manufactures Census was the first time a census was taken apart from the regular every-10-year population census.

The first census of business was taken in 1930, covering 1929. Initially it covered retail and wholesale trade and construction industries, but it was broadened in 1933 to include some of the service trades.

The 1954 Economic Census was the first census to be fully integrated—providing comparable census data across economic sectors, using consistent time periods, concepts, definitions, classifications, and reporting units. It was the first census to be taken by mail, using lists of firms provided by the administrative records of other Federal agencies. Since 1963, administrative records also have been used to provide basic statistics for very small firms, reducing or eliminating the need to send them census questionnaires. The Enterprise Statistics Program, which publishes combined data from the economic census, was made possible with the implementation of the integrated census program in 1954.

The range of industries covered in the economic censuses has continued to expand. The census of construction industries began on a regular basis in 1967, and the scope of service industries was broadened in 1967, 1977, and 1987. The census of transportation began in 1963 as a set of surveys covering travel, transportation of commodities, and trucks, but expanded in 1987 to cover business establishments in several transportation industries. For 1992, these statistics are incorporated into a broadened census of transportation, communications, and utilities. Also new for 1992 is the census of financial, insurance, and real estate industries. This is part of a gradual expansion in coverage of industries previously subjected to government regulation.

The Survey of Minority-Owned Business Enterprises was first conducted as a special project in 1969 and was incorporated into the economic census in 1972 along with the Survey of Women-Owned Businesses.

An economic census has also been taken in Puerto Rico since 1909, in the Virgin Islands of the United States and Guam since 1958, and in the Commonwealth of the Northern Mariana Islands since 1982.

Statistical reports from the 1987 and earlier censuses provide historical figures for the study of long-term time series and are available in some large libraries. All of the census data published since 1967 are still available for sale on microfiche from the Census Bureau.

AVAILABILITY OF MORE FREQUENT ECONOMIC DATA

While the census provides complete enumerations every 5 years, there are many needs for more frequent data as well. The Census Bureau conducts a number of monthly, quarterly, and annual surveys, with the results appearing in publication series such as Current Business Reports (retail and wholesale trade and service industries), the Annual Survey of Manufactures, Current Industrial Reports, and the Quarterly Financial Report. Most of these surveys, while providing more frequent observations, yield less kind-of-business and geographic detail than the census. The County Business Patterns program offers annual statistics on the number of establishments, employment, and payroll classified by industry within each county.

SOURCES FOR MORE INFORMATION

More information about the scope, coverage, classification system, data items, and publications for each of the economic censuses and related surveys is published in the *Guide to the 1992 Economic Census and Related Statistics*. More information on the methodology, procedures, and history of the census will be published in the *History of the 1992 Economic Census*. Contact Customer Services for information on availability.

Census of Wholesale Trade

GENERAL

The 1992 Census of Wholesale Trade, part of the 1992 Economic Census, covered wholesale trade as defined in the *Standard Industrial Classification Manual: 1987*¹ (SIC). It included all establishments with one or more paid employees primarily engaged in selling merchandise to retailers; other wholesalers; or industrial, commercial, institutional, farm, or professional users. Companies selling products to which they have title, as well as those acting as agents or brokers in buying or selling merchandise to others, are included. The census excluded governmental organizations classified in the covered industries except for wholesale liquor establishments operated by State and local governments.

The basic tabulations in this report do not include data for establishments which are "auxiliary" (primary function is providing a service, such as warehouses) to other establishments within the same organization. Data for auxiliaries are presented in a subsequent report issued as part of the 1992 Enterprise Statistics reports.

Wholesale firms without employees are excluded from the census. In the census of retail trade, the sales of firms with no paid employees are derived from administrative records of other Federal agencies rather than from a direct canvass. These sources proved impractical for wholesale firms without paid employees. In the census of wholesale trade, the sales value is the gross volume of business conducted. Firms which operated wholly or partly on a commission basis must provide both the gross volume of business conducted and commission receipts on census forms. Agents and brokers do not report to other Federal agencies the gross selling value of goods. Moreover, administrative records make no distinction between commission receipts and sales of products by wholesalers.

Appendix A gives a more detailed explanation of census coverage and methodology.

CENSUS DISCLOSURE RULES

In accordance with Federal law governing census reports, no data are published that would disclose the operations of an individual establishment or business. However, the number of establishments in a kind-of-business

classification is not considered a disclosure, therefore, this information may be released even though other information is withheld.

GEOGRAPHIC AREAS COVERED

This report series presents data for the following areas:

1. The United States as a whole.
2. Each State and the District of Columbia
3. Each consolidated metropolitan statistical area (CMSA) and primary metropolitan statistical area (PMSA) defined by the Office of Management and Budget (OMB) as of June 30, 1993. A CMSA is an area used to facilitate the presentation and analysis of data for large concentrations of metropolitan populations. It includes two or more contiguous PMSA's which have a population of at least 1,000,000² and which meet specific criteria of urban character and of social and economic integration.
4. Each metropolitan statistical area (MSA) defined by the OMB as of June 30, 1993. An MSA is an integrated economic and social unit with a population nucleus of at least 50,000 inhabitants.² Each MSA consists of one or more counties meeting standards of metropolitan character; in New England, cities and towns rather than counties are the component geographic units.
5. The area within the State outside metropolitan areas (MA's).
6. Each county or county equivalent.³ Counties are the primary divisions of States, except in Louisiana where they are called parishes and in Alaska where they are called boroughs and census areas. Maryland, Missouri, Nevada, and Virginia have one place or more that is independent of any county organization and constitutes primary divisions of their States. These places are treated as counties and as places.
7. Each consolidated city.³ Consolidated cities are consolidated governments which consists of separately incorporated municipalities.
8. Each municipality of 2,500 inhabitants or more incorporated as a city, borough, village, or town.^{2 3}

¹*Standard Industrial Classification Manual: 1987*. For sale by Superintendent of Documents, U.S. Government Printing Office, Washington, DC 20402. Stock No. 041-001-00314-2.

²According to 1990 Census of Population or subsequent special census.

³Those defined as of January 1, 1992.

For the economic census, boroughs and census areas in Alaska, and boroughs in New York, are not included in this category.

9. Special economic urban areas (SEUA's), which include townships in Michigan, New Jersey, and Pennsylvania and towns in New York, Wisconsin, and the six New England States with 10,000 inhabitants or more.⁴

DOLLAR VALUES

All dollar values presented in this report are expressed in current dollars, i.e., 1992 data are expressed in 1992 dollars and 1987 data in 1987 dollars. Consequently, when making comparisons to prior years, users of the data should consider the inflation that has occurred

RELIABILITY OF DATA

All data compiled in this report originated from either census questionnaires or administrative records of other Federal agencies and, therefore, are not subject to sampling errors. However, the data are subject to nonsampling errors. Nonsampling errors can be attributed to many sources: inability to identify all cases in the actual universe; definition and classification difficulties; differences in the interpretation of questions; errors in recording or coding the data obtained; and other errors of collection, response, coverage, and estimation for missing or misreported data.

The accuracy of these tabulated data is determined by the joint effects of the various nonsampling errors. No direct measurement of these effects has been obtained except for estimation for missing or misreported data; however, precautionary steps were taken in all phases of the collection, processing, and tabulation of the data in an effort to minimize the effects of nonsampling errors.

The Census Bureau obtains on computer tape limited information extracted from administrative records of other Federal agencies. This information is used in conjunction with other information available to the Census Bureau to develop estimates for nonemployers, small employers, and other establishments for which responses were not received in time for publication. For an indication of the extent that data included in these reports were obtained from the administrative records of other Federal agencies and from estimation, rather than reports directly from respondents, see appendix E. Also, see appendix A for a more detailed explanation of census coverage and methodology.

SPECIAL TABULATIONS

Special tabulations of data collected in the 1992 Census of Wholesale Trade may be obtained, depending on availability of time and personnel, on diskette, computer tape,

⁴According to 1990 Census of Population or subsequent special census.

or in tabular form. The data will be in summary form and subject to the same rules prohibiting disclosure of confidential information (including name, address, kind of business, or other data for individual business establishments or companies) as are the regular publications.

Special tabulations are prepared on a cost basis. A request for a cost estimate, as well as exact specifications on the type and format of the data to be provided, should be directed to the Chief, Services Division, Bureau of the Census, Washington, DC 20233.

To discuss a special tabulation before submitting specifications, call 1-800-541-8345.

ABBREVIATIONS AND SYMBOLS

The following abbreviations and symbols are used in this publication:

–	Represents zero.
(D)	Withheld to avoid disclosing data for individual companies; data are included in broader kind-of-business totals.
(IC)	Independent city.
(NA)	Not available.
(NC)	Not comparable.
(X)	Not applicable.
CMSA	Consolidated metropolitan statistical area.
MA	Metropolitan area.
MSA	Metropolitan statistical area.
n.e.c.	Not elsewhere classified.
PMSA	Primary metropolitan statistical area.
pt.	Part.
r	Revised.
SEUA	Standard economic urban area.
SIC	Standard Industrial Classification.

The following symbols are used in this publication to show employment size ranges for employment data that has been withheld to avoid disclosing data for individual companies (employment size range codes are provided for the first time in the 1992 Economic Census):

Symbol	Employment size
AA	0—19
BB	20—99
CC	100—249
EE	250—499
FF	500—999
GG	1,000—2,499
HH	2,500—4,999
II	5,000—9,999
JJ	10,000—24,999
KK	25,000—49,999
LL	50,000—99,999
MM	100,000 or more

Users' Guide for Locating Statistics in This Report by Table Number

Information shown in tables	Table									
	1	2	3	4	5	6	7	8	9	10
GEOGRAPHIC AREAS										
The State	X	X	X						X	X
Metropolitan Areas (MA's) in the State.....							X			
Area of the State not in any MA								X		
Counties in the State				X						X
Places in the State				² X	¹ X	¹ X			² X	
DATA ITEMS³										
Establishments.....	X		X	⁴ X	⁴ X	⁴ X	⁴ X	⁴ X		
Sales	X		X	⁴ X	⁴ X	⁴ X	⁴ X	⁴ X	X	X
Annual payroll	X		X	⁴ X	⁴ X	⁴ X	⁴ X	⁴ X		
First-quarter payroll.....	X									
Paid employees for pay period including March 12, 1992	X		X	⁵ X	⁵ X	⁵ X	⁵ X	⁵ X		
Inventories	X									
Operating expenses	X									
Sales per establishment.....		X								
Sales per employee		X								
Annual payroll per employee.....		X								
Annual payroll as a percent of operating expenses.....		X								
Employees per establishment.....		X								
Operating expenses as a percent of sales		X								
End-of-year inventories as a percent of sales....		X								
1987 to 1992 comparative statistics (sales, payroll, etc.).....			X							
Counties ranked by volume of sales										X
Places ranked by volume of sales.....									² X	

¹Includes areas with 200 wholesale establishments or more.

²Includes places with 2,500 inhabitants or more, according to the 1990 Census of Population.

³See Explanation of Terms, appendix A.

⁴Manufacturers' sales branches and offices, and agents, brokers, and commission merchants are combined and displayed as "other types of operation."

⁵Presented for total and merchant wholesalers only.

Users' Guide for Locating Statistics in the 1992 Census of Wholesale Trade Reports

Report and geographic area	Information shown in reports by kind of business or industry category										
	Number of establishments	Sales (\$1,000)	Payroll (\$1,000)	Number of employees	Inventories (\$1,000)	Operating expenses (\$1,000)	Commodity line sales (\$1,000)	Sales size and employment size ¹	Legal form of organization	Petroleum bulk stations and terminals	Selected topics
GEOGRAPHIC AREA SERIES											
United States	X	X	X	X	X	X	X				
State	X	X	X	X	X	X	X				
MA	X	X	X	X	X						
County	X	X	X	X	X						
Place	X	X	X	X	X						
ESTABLISHMENT AND FIRM SIZE (INCLUDING LEGAL FORM OF ORGANIZATION)											
United States	X	X	² X	² X	² X	² X		X	X		
MEASURES OF VALUE PRODUCED, CAPITAL EXPENDITURES, DEPRECIABLE ASSETS, AND OPERATING EXPENSES											
United States ²		X	X		X	X			X		³ X
COMMODITY LINE SALES											
United States	X	X					X				
State ⁴	X	X					X				
MA ⁴	X	X					X				
MISCELLANEOUS SUBJECTS											
United States	X	X	X	X	X	X				X	⁵ X
State						X				X	
County						X				X	

¹Establishments and firms.

²Merchant wholesalers only.

³Value produced, capital expenditures, depreciable assets, and selected operating expenses detail.

⁴Available on CD ROM only.

⁵Class of customer; employment by principal activity; detailed type of operation; inventory detail; commissions of agents and brokers; and gross margins, gross profits, and their components of merchant wholesalers.

Contents

Massachusetts

[Page numbers listed here omit the prefix that appears as part of the number of each page]

	Page
Introduction to the Economic Census	III
Census of Wholesale Trade	V
Users' Guide for Locating Statistics in This Report by Table Number	VII
Users' Guide for Locating Statistics in the 1992 Census of Wholesale Trade Reports ...	VIII
Summary of Findings	2

FIGURES

1. Percent of Wholesale Sales by Type of Operation: 1992 and 1987	3
2. Wholesale Sales by Industry Group: 1992 and 1987	4
3. Wholesale Employment by Industry Group: 1992 and 1987	5
Maps	6

TABLES

1. Summary Statistics for the State: 1992	9
2. Selected Ratios for the State: 1992	18
3. Comparative Statistics for the State: 1992 and 1987	22
4. Summary Statistics for Counties and for Places With 2,500 Inhabitants or More: 1992	25
5. Summary Statistics for Places With 200 Establishments or More: 1992	28
6. Summary Statistics for Counties With 200 Establishments or More: 1992	31
7. Summary Statistics for Metropolitan Areas: 1992	42
8. Summary Statistics for the Area Outside Metropolitan Areas: 1992	54
9. Places With 2,500 Inhabitants or More Ranked by Volume of Sales: 1992	55
10. Counties Ranked by Volume of Sales: 1992	56

APPENDIXES

A. General Explanation	A-1
B. Sample Report Form and Instructions	B-1
C. Kind-of-Business Titles and Reporting-Form Numbers	C-1
D. Metropolitan Areas	D-1
E. Percent of Sales Data Based on Administrative Records and Estimation for the State: 1992	E-1
F. Geographic Notes	F-1
G. Establishments in Business Any Time During Year and Establishments in Business at End of Year for the State: 1992 and 1987	G-1

Publication Program Inside back cover

Summary of Findings

Massachusetts had 10,950 wholesale establishments in 1992 with \$86.7 billion in sales. This represents a 1.2 percent decrease in wholesale establishments and a 16.0 percent increase in sales over 1987 according to the 1992 Census of Wholesale Trade conducted by the Bureau of the Census, U.S. Department of Commerce.

Merchant wholesalers accounted for 80.6 percent or 8,830 of the total establishments and 53.3 percent or \$46.2 billion of the total sales in 1992 compared with 80.8 percent of the establishments and 57.1 percent of the sales in 1987. Manufacturers' sales branches and offices with 791 establishments and \$28.4 billion in sales and agents, brokers, and commission merchants with 1,329 establishments and \$12.1 billion in sales made up the rest of the wholesale trade total in 1992.

Automobiles and other motor vehicles wholesalers were the largest group of wholesalers by kind of business in terms of sales with \$7.8 billion followed by computers and computer peripheral equipment and software wholesalers with \$6.6 billion and electronic parts and equipment, n.e.c., wholesalers with \$4.7 billion. Out of 69 kind of business groups, these three accounted for 22.1 percent of the total sales in the State.

Annual payroll for all wholesalers in the State was up from \$4.4 billion in 1987 to \$5.0 billion in 1992. Merchant wholesalers had annual payroll of \$3.7 billion in 1992 while manufacturers' sales branches and offices recorded \$1.1 billion and agents, brokers, and commission merchants had \$318.3 million.

Employment by all wholesalers in Massachusetts as of mid-March 1992 was 141,497, a decrease of 12.0 percent since 1987. Merchant wholesalers with 109,899 employees accounted for 77.7 percent of the total wholesale employment in 1992 compared with 78.8 percent in 1987.

Inventories of \$5.3 billion were held at wholesale establishments in the State at the end of 1992. Merchant wholesalers held 85.5 percent of these inventories while manufacturers' sales branches and sales offices held 14.0 percent and agent, brokers, and commission merchants held .4 percent. Inventories of all wholesalers increased during 1992 by 3.0 percent while those of merchant wholesalers increased 7.5 percent.

Payroll per employee in the State averaged \$35.6 thousand for all wholesalers in 1992, an increase of 30.3 percent since 1987. Merchant wholesalers averaged \$33.4 thousand per employee while manufacturers' sales branches and offices was \$45.1 thousand and agents, brokers, and commission merchants were \$38.3 thousand in 1992.

Annual payroll as a percent of operating expenses for all wholesalers decreased from 50.0 percent in 1987 to 48.6 percent in 1992. The ratio for merchant wholesalers was 47.6 percent; for manufacturers' sales branches and offices it was 51.1 percent; and for agents, brokers and commission merchants it was 53.8 percent.

Figure 1. **Percent of Wholesale Sales by Type of Operation: 1992 and 1987**
(Percents may not add to 100 because of rounding. For meaning of abbreviations and symbols, see introductory text)

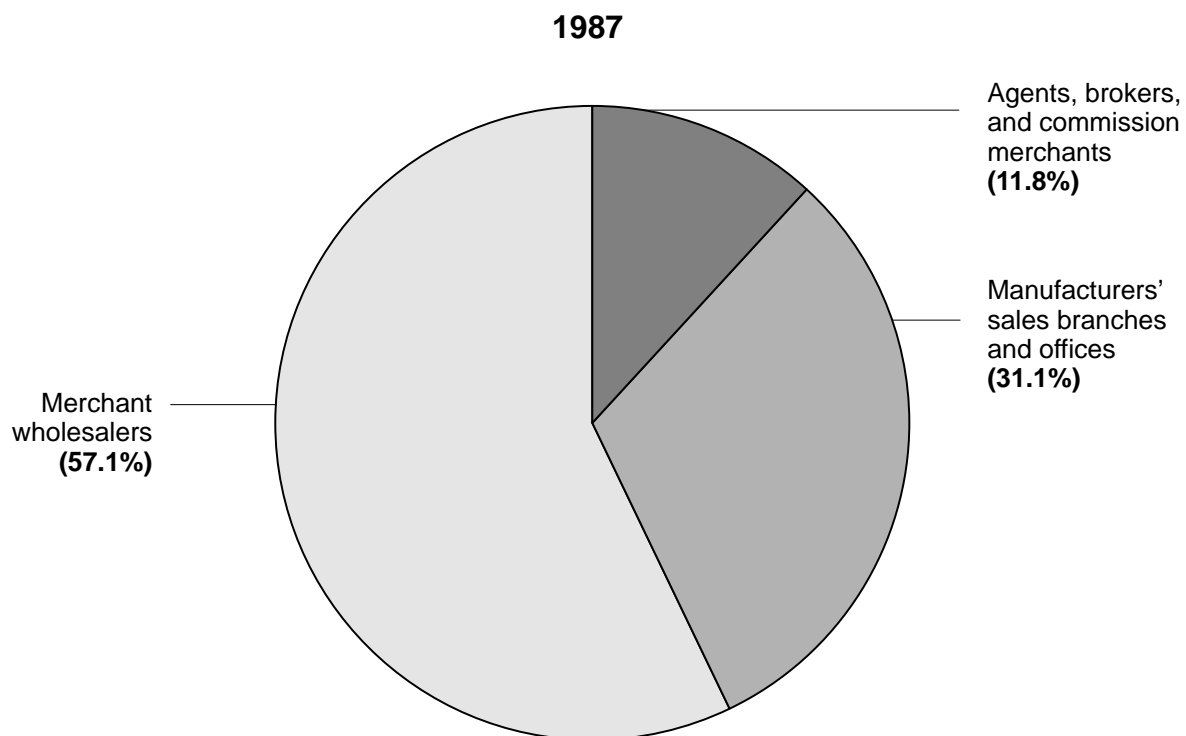
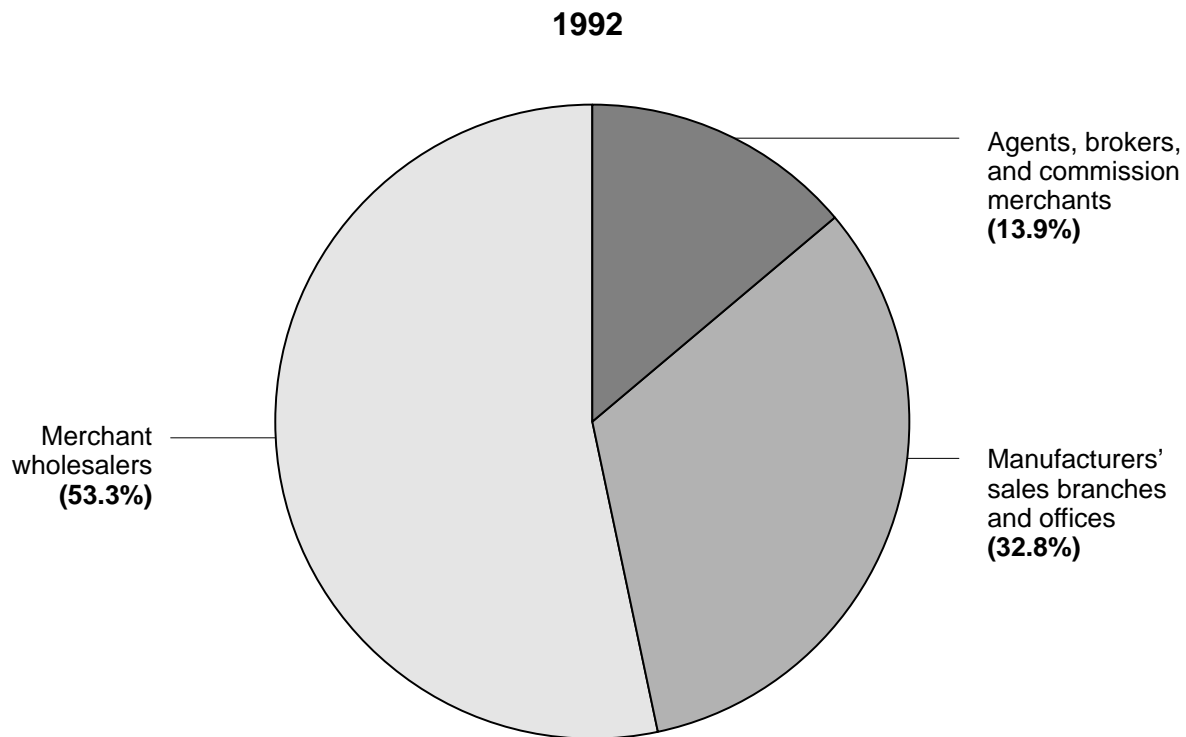




Figure 2. **Wholesale Sales by Industry Group: 1992 and 1987**
(Millions of dollars. For meaning of abbreviations and symbols, see introductory text)

1992 
1987 

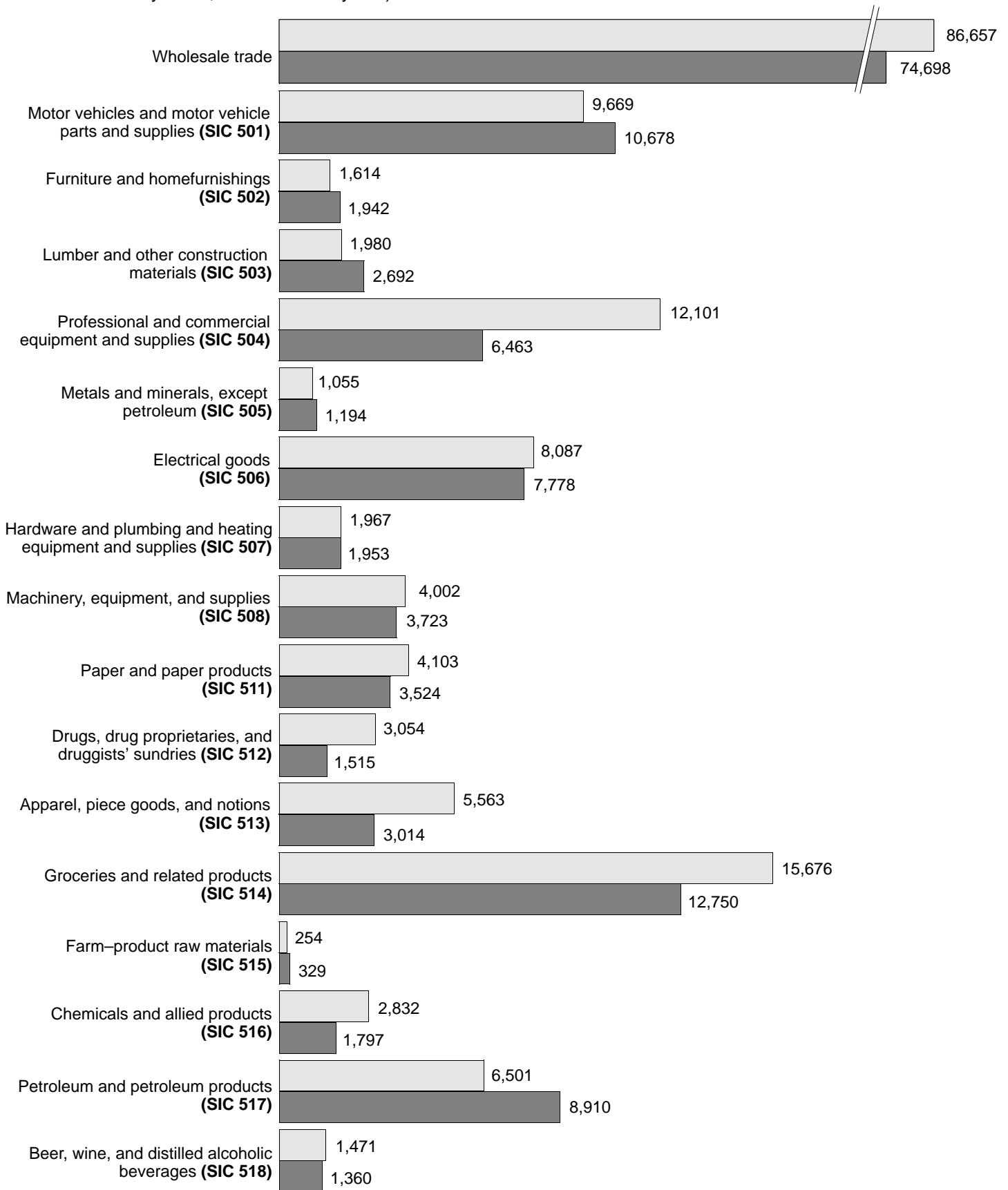




Figure 3. **Wholesale Employment by Industry Group: 1992 and 1987**
 (Number. For meaning of abbreviations and symbols, see introductory text)

1992 
 1987 

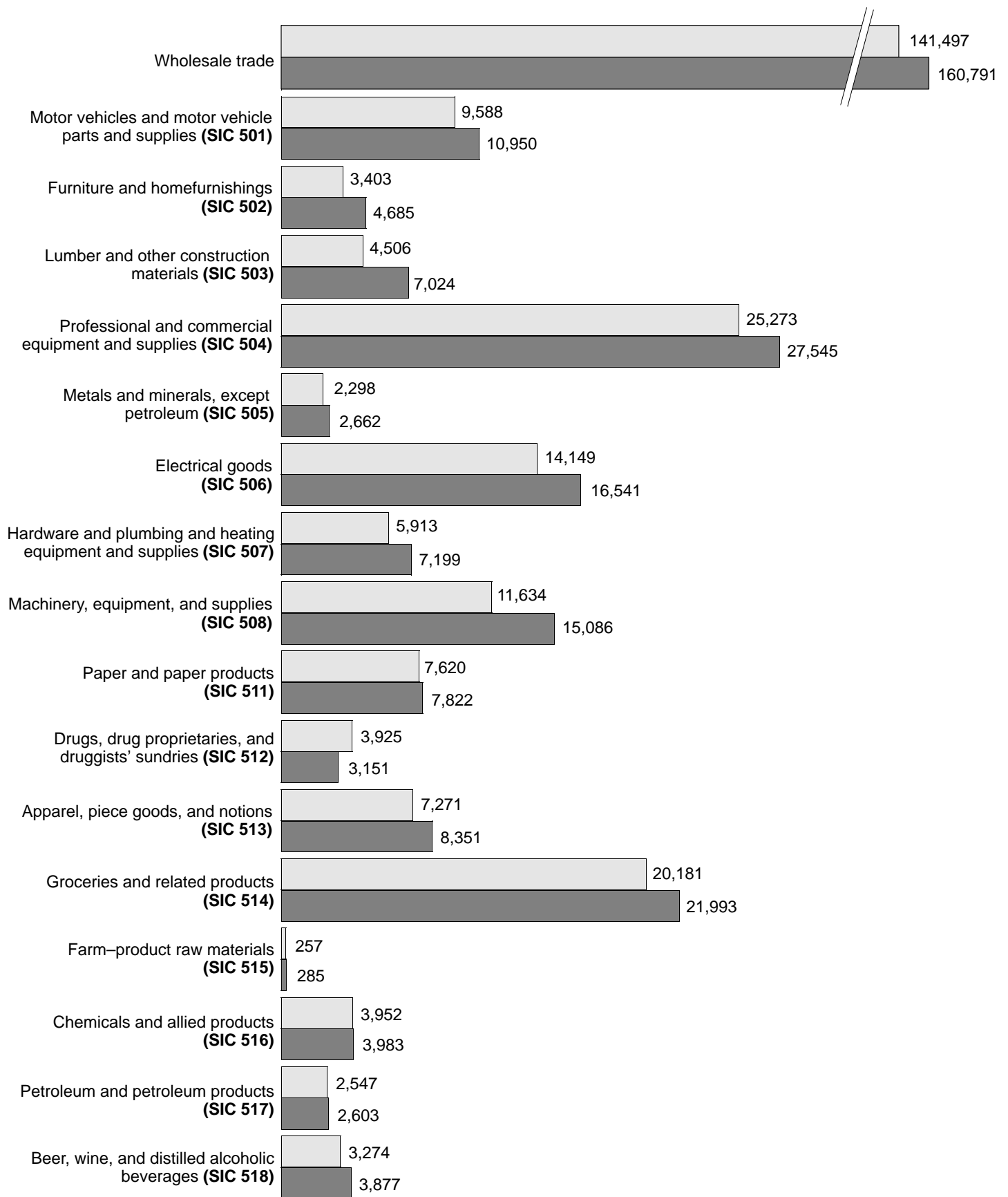




Table 1. Summary Statistics for the State: 1992

[For meaning of abbreviations and symbols, see introductory text. For explanation of terms and comparability of 1987 and 1992 censuses, see appendix A]

SIC code	Type of operation and kind of business	Estab-lish-ments (number)	Sales (\$1,000)	Annual payroll (\$1,000)	First-quarter payroll (\$1,000)	Paid employees for pay period including March 12 (number)	Operating expenses (\$1,000)	End-of-1991 inventories (\$1,000)	End-of-1992 inventories (\$1,000)
	Wholesale trade -----	10 950	86 657 382	5 034 884	1 200 770	141 497	10 352 293	5 095 095	5 250 450
	TYPES OF OPERATION								
	Merchant wholesalers -----	8 830	46 153 144	3 665 946	853 666	109 899	7 702 860	4 177 125	4 491 604
	Wholesale distributors and jobbers -----	8 273	38 911 318	3 239 050	755 920	100 134	6 385 230	3 344 815	3 544 104
	Importers -----	405	6 136 234	379 395	86 306	8 213	1 207 631	762 068	880 692
	Exporters -----	121	898 912	33 385	8 136	1 166	85 449	68 397	65 008
	Terminal grain elevators -----	—	—	—	—	—	—	—	—
	Country grain elevators -----	2	(D)	(D)	(D)	AA	(D)	(D)	(D)
	Assemblers of farm products, except country grain elevators -----	29	(D)	(D)	(D)	EE	(D)	(D)	(D)
	Manufacturers' sales branches and sales offices -----	791	28 421 128	1 050 652	274 708	23 298	2 057 969	898 193	736 192
	Sales branches (with stock) -----	405	10 821 344	751 374	194 881	16 819	1 448 695	898 193	736 192
	Sales offices (without stock) -----	386	17 599 784	299 278	79 827	6 479	609 274	—	—
	Agents, brokers, and commission merchants ----	1 329	12 083 110	318 286	72 396	8 300	591 464	19 777	22 654
	Auction companies -----	6	(D)	(D)	(D)	FF	(D)	(D)	(D)
	Brokers -----	160	3 065 959	55 434	13 637	1 507	103 977	1 930	2 100
	Commission merchants -----	182	2 302 452	56 084	11 855	1 363	102 925	3 325	3 232
	Import agents -----	13	333 366	10 990	2 243	110	20 942	898	1 371
	Export agents -----	10	(D)	(D)	(D)	BB	(D)	(D)	(D)
	Manufacturers' agents -----	958	6 137 448	189 116	42 944	4 771	348 181	11 666	13 951
	TYPES OF OPERATION BY KIND OF BUSINESS								
	Wholesale trade -----	10 950	86 657 382	5 034 884	1 200 770	141 497	10 352 293	5 095 095	5 250 450
50	Durable goods -----	7 312	43 940 110	3 073 585	741 501	83 779	5 850 468	2 966 284	2 979 653
501	Motor vehicles and motor vehicle parts and supplies -----	1 011	9 668 727	250 691	58 741	9 588	493 760	331 421	340 633
5012	Automobiles and other motor vehicles -----	122	7 818 096	55 139	12 678	1 826	116 119	121 748	129 479
	Automobiles, light trucks, motorcycles, buses, and recreational vehicles -----	75	7 657 168	39 181	8 500	1 301	88 903	98 100	106 794
	Automobiles and motorcycles -----	59	7 581 585	34 163	7 323	1 125	80 638	87 676	96 617
	Buses and recreational vehicles -----	5	28 353	1 093	236	36	2 400	2 350	2 459
	Light trucks and vans (14,000 lb or less) -----	11	47 230	3 925	941	140	5 865	8 074	7 718
	Medium and heavy trucks and tractors (over 14,000 lb) -----	47	160 928	15 958	4 178	525	27 216	23 648	22 685
	Medium trucks (14,001 lb to 26,000 lb) -----	13	47 341	3 822	978	141	6 323	7 485	6 378
	Heavy trucks and tractors (over 26,000 lb) -----	34	113 587	12 136	3 200	384	20 893	16 163	16 307
5013	Motor vehicle supplies and new parts -----	672	1 582 507	158 761	37 330	6 252	306 206	179 908	180 578
	Motor vehicle supplies and new parts —warehouse distributors -----	132	(D)	(D)	(D)	GG	(D)	(D)	(D)
	Motor vehicle supplies and new parts —jobbers -----	529	1 174 166	121 535	28 626	4 911	225 433	135 353	136 504
	Petroleum products marketing equipment -----	11	(D)	(D)	(D)	CC	(D)	(D)	(D)
5014	Tires and tubes -----	59	162 591	16 376	3 995	559	32 482	17 274	17 849
5015	Motor vehicle parts, used -----	158	105 533	20 415	4 738	951	38 953	12 491	12 727
502	Furniture and homefurnishings -----	415	1 614 339	112 207	25 324	3 403	221 554	85 206	88 309
5021	Furniture -----	171	708 412	53 858	12 404	1 428	97 953	21 722	20 905
	Household and lawn furniture -----	71	276 346	10 237	2 113	335	21 702	5 834	6 155
	Office and business furniture -----	100	432 066	43 621	10 291	1 093	76 251	15 888	14 750
5023	Homefurnishings -----	244	905 927	58 349	12 920	1 975	123 601	63 484	67 404
	Household china, glassware, and crockery -----	21	82 248	8 288	1 745	254	17 890	6 912	7 877
	Linens, domestics, draperies, and curtains -----	62	270 214	10 054	2 492	405	18 958	11 764	10 804
	Floor coverings -----	92	240 853	23 035	5 133	737	46 742	29 459	29 562
	Other homefurnishings -----	69	312 612	16 972	3 550	579	40 011	15 349	19 161
503	Lumber and other construction materials -----	435	1 979 564	149 607	33 017	4 506	295 111	154 829	175 892
5031	Lumber, plywood, millwork, and wood panels -----	195	1 236 467	88 318	19 822	1 607	167 835	111 057	132 686
	Lumber—without yard -----	46	237 879	10 712	2 304	245	19 782	13 864	23 251
	Lumber—with yard -----	42	369 050	25 970	6 380	756	50 935	44 592	52 816
	Plywood, millwork, and wood panels -----	107	629 538	51 636	11 138	1 606	97 118	52 601	56 619
5032	Brick, stone, and related construction materials -----	89	194 136	22 368	4 540	678	44 791	13 160	12 764
	Brick, block, tile, clay/cement sewer pipe -----	33	117 504	12 104	2 670	353	23 498	8 014	7 569
	Sand, gravel, and stone -----	42	51 315	8 664	1 567	283	17 688	3 566	4 116
	Cement, lime, and related products -----	14	25 317	1 600	303	42	3 605	1 580	1 079
5033	Roofing, siding, and insulation materials -----	64	372 969	19 348	4 186	548	42 828	18 163	19 758
5039	Construction materials, n.e.c. -----	87	175 992	19 573	4 469	673	39 657	12 449	10 684
	Flat glass and other construction glass -----	18	37 585	6 363	1 538	214	10 898	1 961	2 584
	Other construction materials -----	69	138 407	13 210	2 931	459	28 759	10 488	8 100

WHOLESALE TRADE—GEOGRAPHIC AREA SERIES

MASSACHUSETTS MA-9

Table 1. **Summary Statistics for the State: 1992** —Con.

[For meaning of abbreviations and symbols, see introductory text. For explanation of terms and comparability of 1987 and 1992 censuses, see appendix A]

SIC code	Type of operation and kind of business	Establishments (number)	Sales (\$1,000)	Annual payroll (\$1,000)	First-quarter payroll (\$1,000)	Paid employees for pay period including March 12 (number)	Operating expenses (\$1,000)	End-of-1991 inventories (\$1,000)	End-of-1992 inventories (\$1,000)
TYPES OF OPERATION BY KIND OF BUSINESS —Con.									
Wholesale trade —Con.									
50	Durable goods —Con.								
504	Professional and commercial equipment and supplies -----	1 378	12 101 430	1 086 990	270 317	25 273	1 978 518	893 748	821 271
5043	Photographic equipment and supplies -----	47	1 168 854	38 044	9 721	1 056	81 213	76 412	84 933
5044	Office equipment -----	197	1 279 294	188 118	46 011	5 120	313 717	92 946	92 844
5045	Computers and computer peripheral equipment and software -----	600	6 587 687	578 478	146 693	11 884	1 054 007	454 035	383 768
	Computers and peripheral equipment (selling primarily to business customers) -----	506	6 044 712	525 763	134 386	10 635	936 326	424 832	348 489
	Computers and peripheral equipment sold for resale -----	191	1 316 101	80 756	19 807	1 774	169 927	105 727	99 772
	Computers and peripheral equipment sold for end use -----	315	4 728 611	445 007	114 579	8 861	766 399	319 105	248 717
	Computer software (prepackaged, off-the-shelf) -----	94	542 975	52 715	12 307	1 249	117 681	29 203	35 279
5046	Commercial equipment, n.e.c. -----	130	(D)	(D)	(D)	FF	(D)	(D)	(D)
	Restaurant and hotel equipment and supplies -----	82	226 951	20 871	4 606	621	41 146	15 850	14 584
	Store machines and equipment -----	48	(D)	(D)	(D)	EE	(D)	(D)	(D)
5047	Medical, dental, and hospital equipment and supplies ---	258	2 168 743	160 102	38 230	4 008	291 439	188 971	173 148
	Medical and hospital equipment and supplies -----	237	2 097 947	149 969	36 025	3 761	270 363	184 778	165 404
	Dental equipment and supplies -----	21	70 796	10 133	2 205	247	21 076	4 193	7 744
5048	Ophthalmic goods -----	48	(D)	(D)	(D)	FF	(D)	(D)	(D)
5049	Professional equipment and supplies, n.e.c. -----	98	493 297	71 793	17 824	1 681	134 503	46 809	53 149
	Religious and school supplies -----	15	29 082	4 301	942	171	8 738	4 088	4 211
	Other professional equipment and supplies, n.e.c. ---	83	464 215	67 492	16 882	1 510	125 765	42 721	48 938
505	Metals and minerals, except petroleum -----	197	1 054 656	81 458	18 254	2 298	160 112	123 075	122 197
5051	Metals service centers and offices -----	191	(D)	(D)	(D)	GG	(D)	(D)	(D)
	Ferrous metals service centers and offices -----	146	729 744	57 927	13 596	1 789	119 243	95 089	97 447
	Ferrous metals service centers -----	100	546 333	52 012	12 268	1 612	108 113	95 089	97 447
	Ferrous metals sales offices -----	46	183 411	5 915	1 328	177	11 130	-	-
	Nonferrous metals service centers and offices -----	45	(D)	(D)	(D)	EE	(D)	(D)	(D)
	Nonferrous metals service centers -----	31	(D)	(D)	(D)	EE	(D)	(D)	(D)
	Nonferrous metals sales offices -----	14	71 657	2 212	516	55	3 845	-	-
5052	Coal and other minerals and ores -----	6	(D)	(D)	(D)	BB	(D)	(D)	(D)
	Coal -----	2	(D)	(D)	(D)	AA	(D)	(D)	(D)
	Other minerals and ores -----	4	8 672	929	255	25	1 882	2 392	3 283
506	Electrical goods -----	1 174	8 087 353	542 331	132 822	14 149	1 001 446	420 405	447 994
5063	Electrical apparatus and equipment, wiring supplies, and construction materials -----	487	1 962 200	167 398	39 497	5 032	294 113	129 436	132 657
5064	Electrical appliances, television and radio sets -----	98	1 380 595	51 606	12 716	1 203	141 419	88 480	101 359
5065	Electronic parts and equipment, n.e.c. -----	589	4 744 558	323 327	80 609	7 914	565 914	202 489	213 978
	Communications equipment -----	166	1 144 403	111 757	28 764	2 797	185 941	45 996	42 828
	Other electronic parts and equipment -----	423	3 600 155	211 570	51 845	5 117	379 973	156 493	171 150
507	Hardware, and plumbing and heating equipment and supplies -----	627	1 966 807	196 923	48 016	5 913	373 348	215 203	225 520
5072	Hardware -----	192	635 703	65 777	15 541	2 038	121 386	63 607	67 205
5074	Plumbing and heating equipment and supplies (hydronics) -----	300	1 037 930	98 702	24 042	2 902	192 420	120 518	126 220
5075	Warm air heating and air-conditioning equipment and supplies -----	97	227 718	26 657	7 147	786	48 711	24 660	25 534
5078	Refrigeration equipment and supplies -----	38	65 456	5 787	1 286	187	10 831	6 418	6 561
508	Machinery, equipment, and supplies -----	1 323	4 001 565	423 363	98 954	11 634	792 498	434 013	444 724
5082	Construction and mining (except petroleum) machinery and equipment -----	73	230 813	29 226	6 572	829	52 602	81 929	88 144
5083	Farm and garden machinery and equipment -----	76	102 849	12 528	2 796	516	23 840	31 147	30 087
	Farm machinery and equipment —farm dealers -----	34	35 412	4 182	1 019	184	7 455	9 958	14 104
	Farm machinery and equipment —wholesale distributors -----	10	(D)	(D)	(D)	BB	(D)	(D)	(D)
	Lawn and garden machinery and equipment -----	32	(D)	(D)	(D)	EE	(D)	(D)	(D)
5084	Industrial machinery and equipment -----	652	2 113 665	228 103	53 693	5 747	437 605	226 924	232 241
	Food-processing machinery and equipment -----	26	161 321	19 303	4 698	435	42 601	35 592	34 690
	General-purpose industrial machinery, equipment, and parts -----	241	599 331	71 481	17 389	1 914	129 818	54 023	53 844
	Metalworking machinery and equipment -----	90	305 698	23 930	5 567	654	47 112	48 386	51 551
	Materials handling equipment -----	80	192 982	31 881	7 450	885	56 556	17 943	18 882
	Oil well, oil refinery, and pipeline machinery, equipment, and supplies -----	12	22 538	4 046	594	89	6 273	2 051	3 888
	Other industrial machinery and equipment -----	203	831 795	77 462	17 995	1 770	155 245	68 929	69 386
5085	Industrial supplies -----	311	1 189 926	108 592	25 150	2 906	197 599	69 134	67 849
	General-line industrial supplies -----	40	100 885	17 435	3 963	421	37 330	9 964	10 520
	Mechanical power transmission supplies -----	58	132 642	13 932	3 340	382	24 968	16 221	15 912
	Hydraulic and pneumatic (fluid-power) parts, accessories, and supplies -----	32	95 414	15 050	3 306	374	25 867	9 719	9 511
	Welding supplies -----	44	60 406	8 580	2 117	332	15 864	5 039	4 602
	Industrial containers and supplies -----	37	117 246	11 760	2 548	317	20 874	5 577	4 399
	Industrial valves and fittings, except fluid-power -----	22	76 983	8 312	1 709	216	15 211	6 946	6 404
	Other industrial supplies -----	78	606 350	33 523	8 167	864	57 485	15 668	16 501
5087	Service establishment equipment and supplies -----	164	220 891	36 050	8 682	1 327	63 594	18 091	19 271
	Beauty and barber equipment and supplies -----	51	47 287	9 298	2 287	418	17 420	4 670	5 558
	Custodial (janitors') equipment and supplies -----	42	63 148	10 816	2 480	363	18 109	4 190	4 446
	Laundry and drycleaning equipment and supplies -----	16	20 917	2 790	666	84	4 711	1 943	2 234
	Other service establishment equipment and supplies ---	55	89 539	13 146	3 249	462	23 354	7 288	7 033

Table 1. Summary Statistics for the State: 1992 —Con.

[For meaning of abbreviations and symbols, see introductory text. For explanation of terms and comparability of 1987 and 1992 censuses, see appendix A]

SIC code	Type of operation and kind of business	Estab-lish-ments (number)	Sales (\$1,000)	Annual payroll (\$1,000)	First-quarter payroll (\$1,000)	Paid employees for pay period including March 12 (number)	Operating expenses (\$1,000)	End-of-1991 inventories (\$1,000)	End-of-1992 inventories (\$1,000)
TYPES OF OPERATION BY KIND OF BUSINESS —Con.									
Wholesale trade —Con.									
50	Durable goods —Con.								
508	Machinery, equipment, and supplies —Con.								
5088	Transportation equipment and supplies, except motor vehicles -----	47	143 421	8 864	2 061	309	17 258	6 788	7 132
	Aircraft and aeronautical equipment and supplies -----	14	92 856	2 789	691	104	5 217	744	740
	Marine machinery, equipment, and supplies -----	28	43 626	5 066	1 188	178	10 093	5 904	6 014
	Other transportation equipment and supplies -----	5	6 939	1 009	182	27	1 948	140	378
509	Miscellaneous durable goods -----	752	3 465 669	230 015	56 056	7 015	534 121	308 384	313 113
5091	Sporting and recreational goods and supplies -----	137	1 001 121	80 621	22 517	2 224	210 868	125 207	137 410
5092	Toys and hobby goods and supplies -----	55	250 617	10 065	2 652	373	23 239	10 035	12 661
5093	Scrap and waste materials -----	233	539 067	60 627	13 743	2 234	136 943	56 295	46 149
	Iron and steel scrap processors and dealers -----	69	239 799	23 463	4 983	725	60 071	41 222	31 006
	Iron and steel scrap processing (using power processing equipment) -----	39	171 829	17 351	3 603	516	48 066	39 677	29 218
	Iron and steel scrap dealers (not using power processing equipment) -----	30	67 970	6 112	1 380	209	12 005	1 545	1 788
	Nonferrous recyclable materials -----	164	299 268	37 164	8 760	1 509	76 872	15 073	15 143
5094	Jewelry, watches, precious stones, and precious metals -----	134	359 720	33 511	7 901	1 008	68 411	79 424	75 266
	Jewelry, watches, diamonds, precious stones, and silverware -----	118	264 168	27 223	6 374	811	53 460	70 662	65 359
	Precious metals (excluding ores) -----	16	95 552	6 288	1 527	197	14 951	8 762	9 907
5099	Durable goods, n.e.c. -----	193	1 315 144	45 191	9 243	1 176	94 660	37 423	41 627
	Musical instruments and supplies -----	14	22 781	2 550	567	90	5 104	2 963	3 676
	Forest products, except lumber -----	11	(D)	(D)	(D)	BB	(D)	(D)	(D)
	General merchandise —durable -----	50	(D)	(D)	(D)	EE	(D)	(D)	(D)
	Compact disks, prerecorded audio tapes, and phonograph records -----	39	431 690	8 278	2 048	273	19 730	4 330	5 532
	Fire extinguishers and fire safety equipment -----	18	37 265	3 642	867	100	6 385	615	675
	Other durable goods -----	61	196 808	14 955	2 387	261	30 935	6 751	8 771
51	Nondurable goods -----	3 638	42 717 272	1 961 299	459 269	57 718	4 501 825	2 128 811	2 270 797
511	Paper and paper products -----	545	4 103 066	245 374	57 907	7 620	464 797	144 455	150 817
5111	Printing and writing paper -----	71	1 084 794	37 985	9 259	896	66 675	30 776	33 257
5112	Stationery and office supplies -----	294	995 718	108 092	25 606	4 056	218 183	66 840	70 424
5113	Industrial and personal service paper -----	180	2 022 554	99 297	23 042	2 668	179 939	46 839	47 136
512	Drugs, drug proprietaries, and druggists' sundries -----	118	3 053 749	127 704	32 804	3 925	266 684	220 133	224 259
5122	Drugs, drug proprietaries, and druggists' sundries -----	118	3 053 749	127 704	32 804	3 925	266 684	220 133	224 259
	General-line drugs -----	45	1 632 996	46 689	11 044	1 866	101 138	181 921	192 198
	Specialty-line drugs, pharmaceuticals, cosmetics, and toiletries -----	73	1 420 753	81 015	21 760	2 059	165 546	38 212	32 061
513	Apparel, piece goods, and notions -----	434	5 563 388	314 588	72 965	7 271	1 101 650	572 718	663 969
5131	Piece goods, notions, and other dry goods -----	100	572 464	42 579	9 751	1 318	117 971	57 043	63 638
	Piece goods -----	67	484 626	33 341	7 698	1 026	99 740	49 798	55 147
	Piece goods jobbers -----	53	330 871	26 746	6 321	849	72 342	43 395	47 655
	Piece goods converters -----	14	153 755	6 595	1 377	177	27 398	6 403	7 492
	Notions and other dry goods -----	33	87 838	9 238	2 053	292	18 231	7 245	8 491
5136	Men's and boys' clothing and furnishings -----	93	605 688	45 245	7 862	1 884	103 682	37 755	80 040
5137	Women's, children's, and infants' clothing and accessories -----	145	1 339 384	64 669	13 732	1 281	141 098	38 774	46 881
5139	Footwear -----	96	3 045 852	162 095	41 620	2 788	738 899	439 146	473 410
514	Groceries and related products -----	1 201	15 675 938	644 484	148 781	20 181	1 257 385	398 551	388 937
5141	Groceries, general line -----	135	2 821 391	130 332	31 606	4 029	208 565	105 913	110 331
	Voluntary -----	4	(D)	(D)	(D)	EE	(D)	(D)	(D)
	Retail cooperative -----	2	(D)	(D)	(D)	AA	(D)	(D)	(D)
	Other general line -----	129	2 564 400	117 346	28 039	3 546	184 811	87 218	90 357
5142	Packaged frozen foods -----	106	2 030 269	71 209	16 202	1 954	146 539	128 131	124 199
5143	Dairy products, except dried or canned -----	55	535 721	21 761	5 146	753	44 939	7 468	6 214
	Raw milk -----	1	(D)	(D)	(D)	AA	(D)	(D)	(D)
	Dairy products, except raw milk -----	54	(D)	(D)	(D)	FF	(D)	(D)	(D)
5144	Poultry and poultry products -----	27	(D)	(D)	(D)	EE	(D)	(D)	(D)
	Live poultry -----	—	(D)	(D)	(D)	—	(D)	(D)	(D)
	Poultry and poultry products, except live -----	27	(D)	(D)	(D)	EE	(D)	(D)	(D)
5145	Confectionery -----	59	481 564	26 581	5 854	982	47 735	10 990	7 946
5146	Fish and seafoods -----	233	1 254 927	67 625	14 158	2 138	145 127	37 660	35 464
5147	Meats and meat products -----	98	1 395 407	48 579	11 250	1 580	100 368	24 154	25 136
	Meats and meat products, except boxed beef -----	93	1 071 512	44 784	10 461	1 492	89 061	22 469	22 582
	Packaging boxed beef -----	5	323 895	3 795	789	88	11 307	1 685	2 554
5148	Fresh fruits and vegetables -----	165	1 015 186	61 584	13 011	1 741	127 764	8 165	7 069
5149	Groceries and related products, n.e.c. -----	323	(D)	(D)	(D)	II	(D)	(D)	(D)
	Coffee, tea, and spices -----	29	213 878	10 455	2 560	327	20 857	4 134	4 666
	Bread and baked goods -----	87	463 918	31 581	7 642	1 171	62 514	4 902	5 028
	Soft drinks -----	46	406 017	48 978	10 738	1 394	96 347	7 058	9 393
	Canned foods -----	41	1 425 387	39 361	9 962	1 235	80 067	25 899	25 695
	Food and beverage basic materials -----	20	(D)	(D)	(D)	CC	(D)	(D)	(D)
	Other grocery specialties -----	100	3 295 693	73 381	17 613	2 424	149 398	28 605	22 451

WHOLESALE TRADE—GEOGRAPHIC AREA SERIES

MASSACHUSETTS MA—11

Table 1. Summary Statistics for the State: 1992 —Con.

[For meaning of abbreviations and symbols, see introductory text. For explanation of terms and comparability of 1987 and 1992 censuses, see appendix A]

SIC code	Type of operation and kind of business	Estab-lish-ments (number)	Sales (\$1,000)	Annual payroll (\$1,000)	First-quarter payroll (\$1,000)	Paid employees for pay period including March 12 (number)	Operating expenses (\$1,000)	End-of-1991 inventories (\$1,000)	End-of-1992 inventories (\$1,000)
TYPES OF OPERATION BY KIND OF BUSINESS — Con.									
Wholesale trade — Con.									
51	Nondurable goods — Con.								
515	Farm-product raw materials -----	62	253 824	9 912	2 337	257	22 800	25 909	25 372
5153	Grain and field beans -----	9	9 183	769	178	39	2 170	1 211	786
5154	Livestock -----	9	21 899	577	134	43	1 248	326	488
5159	Farm-product raw materials, n.e.c. -----	44	222 742	8 566	2 025	175	19 382	24 372	24 098
	Hides, skins, and pelts -----	12	99 974	3 992	1 128	77	7 021	6 658	6 172
	Leaf tobacco -----	1	(D)	(D)	(D)	AA	(D)	(D)	(D)
	Wool, wool tops, and mohair -----	26	112 463	3 775	777	71	10 761	16 544	16 722
	Cotton -----	1	(D)	(D)	(D)	AA	(D)	(D)	(D)
	Other farm-product raw materials, n.e.c. -----	4	5 228	667	87	21	1 310	1 064	1 098
516	Chemicals and allied products -----	300	2 831 737	154 040	35 119	3 952	335 408	163 634	161 418
5162	Plastics materials and basic forms and shapes -----	104	1 108 666	36 861	8 163	1 040	84 584	66 283	61 734
5169	Chemicals and allied products, n.e.c. -----	196	1 723 071	117 179	26 956	2 912	250 824	97 351	99 684
	Industrial gases, except LP -----	31	148 067	12 222	3 079	401	26 122	2 689	2 495
	Other chemicals and allied products -----	165	1 575 004	104 957	23 877	2 511	224 702	94 662	97 189
517	Petroleum and petroleum products -----	148	6 501 146	95 697	21 946	2 547	253 435	238 308	279 795
5171	Petroleum bulk stations and terminals -----	86	(D)	(D)	(D)	GG	(D)	(D)	(D)
	Petroleum bulk stations and terminals, except LP -----	82	4 272 712	62 585	15 002	1 890	143 809	185 578	212 435
	Liquefied petroleum gas bulk stations and terminals -----	4	(D)	(D)	(D)	BB	(D)	(D)	(D)
5172	Petroleum and petroleum products wholesalers, except bulk stations and terminals -----	62	2 212 481	31 764	6 722	630	105 969	51 725	65 586
518	Beer, wine, and distilled alcoholic beverages -----	80	1 471 270	138 626	30 575	3 274	313 666	127 944	112 021
5181	Beer and ale -----	33	757 809	79 014	17 637	1 870	197 899	49 317	45 245
5182	Wine and distilled alcoholic beverages -----	47	713 461	59 612	12 938	1 404	115 767	78 627	66 776
	Wine and distilled alcoholic beverages —licensed -----	47	713 461	59 612	12 938	1 404	115 767	78 627	66 776
	Wine and distilled alcoholic beverages —State operated -----	-	-	-	-	-	-	-	-
519	Miscellaneous nondurable goods -----	750	3 263 154	230 874	56 835	8 691	486 000	237 159	264 209
5191	Farm supplies -----	108	168 786	15 730	3 452	720	33 931	12 117	13 117
	Farm supplies —farm dealers -----	58	82 181	8 107	1 705	459	17 547	6 188	6 557
	Farm supplies —wholesale distributors -----	50	86 605	7 623	1 747	261	16 384	5 929	6 560
5192	Books, periodicals, and newspapers -----	148	1 305 775	86 751	22 397	3 161	174 405	81 260	79 197
5193	Flowers, nursery stock, and florists' supplies -----	91	152 807	22 108	4 897	1 001	44 235	8 357	10 402
5194	Tobacco and tobacco products -----	31	815 739	26 727	6 376	1 058	54 698	54 115	66 850
5198	Paints, varnishes, and supplies -----	68	215 576	22 086	5 449	1 745	45 473	23 423	23 616
5199	Nondurable goods, n.e.c. -----	304	604 471	57 472	14 264	2 006	133 258	57 887	71 027
	Art goods -----	90	200 802	16 919	3 661	589	46 512	24 248	35 397
	General merchandise —nondurable -----	47	55 535	6 954	2 314	226	14 678	3 989	4 535
	Textile bags and bagging -----	14	83 096	6 316	1 613	201	10 743	10 411	12 058
	Specialty advertising (sale of merchandise) -----	68	89 012	12 924	3 268	433	26 218	1 198	1 553
	Other nondurable goods -----	85	176 026	14 359	3 408	557	35 107	18 041	17 484
	Merchant wholesalers -----	8 830	46 153 144	3 665 946	853 666	109 899	7 702 860	4 177 125	4 491 604
50	Durable goods -----	5 905	20 344 000	2 194 895	514 496	64 612	4 192 859	2 354 140	2 478 294
501	Motor vehicles and motor vehicle parts and supplies -----	957	2 584 740	216 932	50 122	8 321	424 803	300 492	313 951
5012	Automobiles and other motor vehicles -----	109	(D)	(D)	(D)	GG	(D)	(D)	(D)
	Automobiles, light trucks, motorcycles, buses, and recreational vehicles -----	65	1 007 717	25 957	5 125	640	62 687	96 247	104 941
	Automobiles and motorcycles -----	51	935 473	21 055	3 987	468	54 710	85 823	94 764
	Buses and recreational vehicles -----	4	(D)	(D)	(D)	BB	(D)	(D)	(D)
	Light trucks and vans (14,000 lb or less) -----	10	(D)	(D)	(D)	CC	(D)	(D)	(D)
	Medium and heavy trucks and tractors (over 14,000 lb) -----	44	150 180	15 529	4 006	520	26 450	22 490	22 191
	Medium trucks (14,001 lb to 26,000 lb) -----	12	(D)	(D)	(D)	CC	(D)	(D)	(D)
	Heavy trucks and tractors (over 26,000 lb) -----	32	(D)	(D)	(D)	EE	(D)	(D)	(D)
5013	Motor vehicle supplies and new parts -----	634	(D)	(D)	(D)	II	(D)	(D)	(D)
	Motor vehicle supplies and new parts —warehouse distributors -----	112	(D)	(D)	(D)	GG	(D)	(D)	(D)
	Motor vehicle supplies and new parts —jobbers -----	513	906 739	107 799	25 219	4 494	197 431	111 351	116 176
	Petroleum products marketing equipment -----	9	(D)	(D)	(D)	CC	(D)	(D)	(D)
5014	Tires and tubes -----	56	(D)	(D)	(D)	FF	(D)	(D)	(D)
5015	Motor vehicle parts, used -----	158	105 533	20 415	4 738	951	38 953	12 491	12 727
502	Furniture and homefurnishings -----	304	651 240	85 548	18 931	2 764	168 738	70 446	74 527
5021	Furniture -----	119	279 497	39 189	8 847	1 127	70 087	20 494	19 309
	Household and lawn furniture -----	42	55 176	5 700	1 185	230	11 724	4 976	5 179
	Office and business furniture -----	77	224 321	33 489	7 662	897	58 363	15 518	14 130
5023	Homefurnishings -----	185	371 743	46 359	10 084	1 637	98 651	49 952	55 218
	Household china, glassware, and crockery -----	16	59 138	7 567	1 525	236	16 351	6 912	7 877
	Linens, domestics, draperies, and curtains -----	42	51 833	6 004	1 295	310	11 637	5 691	5 995
	Floor coverings -----	82	155 047	20 493	4 622	650	41 171	22 105	22 332
	Other homefurnishings -----	45	105 725	12 295	2 642	441	29 492	15 244	19 014

Table 1. Summary Statistics for the State: 1992 —Con.

[For meaning of abbreviations and symbols, see introductory text. For explanation of terms and comparability of 1987 and 1992 censuses, see appendix A]

SIC code	Type of operation and kind of business	Establishments (number)	Sales (\$1,000)	Annual payroll (\$1,000)	First-quarter payroll (\$1,000)	Paid employees for pay period including March 12 (number)	Operating expenses (\$1,000)	End-of-1991 inventories (\$1,000)	End-of-1992 inventories (\$1,000)
TYPES OF OPERATION BY KIND OF BUSINESS — Con.									
Merchant wholesalers — Con.									
50	Durable goods — Con.								
503	Lumber and other construction materials -----	363	1 457 877	130 367	28 663	3 907	249 066	136 752	158 376
5031	Lumber, plywood, millwork, and wood panels -----	168	1 046 372	82 353	18 423	2 429	153 485	106 789	128 133
	Lumber—without yard -----	41	197 186	10 235	2 207	234	18 935	13 864	23 251
	Lumber—with yard -----	42	369 050	25 970	6 380	756	50 935	44 592	52 816
	Plywood, millwork, and wood panels -----	85	480 136	46 148	9 836	1 439	83 615	48 333	52 066
5032	Brick, stone, and related construction materials -----	81	(D)	(D)	(D)	FF	(D)	(D)	(D)
	Brick, block, tile, clay/cement sewer pipe -----	30	108 890	11 530	2 535	334	22 125	7 024	6 564
	Sand, gravel, and stone -----	40	(D)	(D)	(D)	EE	(D)	(D)	(D)
	Cement, lime, and related products -----	11	7 039	969	164	27	1 792	365	421
5033	Roofing, siding, and insulation materials -----	42	124 135	12 181	2 577	322	24 310	9 339	10 542
5039	Construction materials, n.e.c. -----	72	(D)	(D)	(D)	FF	(D)	(D)	(D)
	Flat glass and other construction glass -----	15	(D)	(D)	(D)	CC	(D)	(D)	(D)
	Other construction materials -----	57	96 299	10 724	2 352	391	24 056	9 285	7 884
504	Professional and commercial equipment and supplies ----	1 132	5 629 970	658 792	158 314	16 842	1 201 906	496 120	528 294
5043	Photographic equipment and supplies -----	41	(D)	(D)	(D)	FF	(D)	(D)	(D)
5044	Office equipment -----	160	754 181	122 210	29 891	3 666	192 621	67 752	74 564
5045	Computers and computer peripheral equipment and software -----	481	2 755 989	290 901	69 258	6 536	543 707	239 327	242 921
	Computers and peripheral equipment (selling primarily to business customers) -----	397	2 307 046	245 116	58 399	5 439	444 634	213 550	211 589
	Computers and peripheral equipment sold for resale -----	156	998 321	62 574	15 531	1 491	140 298	105 040	98 342
	Computers and peripheral equipment sold for end use -----	241	1 308 725	182 542	42 868	3 948	304 336	108 510	113 247
	Computer software (prepackaged, off-the-shelf) -----	84	448 943	45 785	10 859	1 097	99 073	25 777	31 332
5046	Commercial equipment, n.e.c. -----	113	(D)	(D)	(D)	FF	(D)	(D)	(D)
	Restaurant and hotel equipment and supplies -----	72	166 802	18 910	4 219	574	33 298	15 850	14 584
	Store machines and equipment -----	41	(D)	(D)	(D)	EE	(D)	(D)	(D)
5047	Medical, dental, and hospital equipment and supplies ---	216	1 183 580	118 261	27 993	3 158	218 697	90 497	107 787
	Medical and hospital equipment and supplies -----	196	(D)	(D)	(D)	HH	(D)	(D)	(D)
	Dental equipment and supplies -----	20	(D)	(D)	(D)	CC	(D)	(D)	(D)
5048	Ophthalmic goods -----	42	(D)	(D)	(D)	FF	(D)	(D)	(D)
5049	Professional equipment and supplies, n.e.c. -----	79	(D)	(D)	(D)	GG	(D)	(D)	(D)
	Religious and school supplies -----	12	(D)	(D)	(D)	CC	(D)	(D)	(D)
	Other professional equipment and supplies, n.e.c. ----	67	409 550	60 236	15 282	1 358	114 314	40 623	46 229
505	Metals and minerals, except petroleum -----	153	629 263	64 632	14 192	1 879	126 990	95 789	95 678
5051	Metals service centers and offices -----	148	(D)	(D)	(D)	GG	(D)	(D)	(D)
	Ferrous metals service centers and offices -----	116	460 809	50 034	11 676	1 556	101 833	79 651	78 871
	Ferrous metals service centers -----	90	434 512	46 638	10 940	1 445	95 581	79 651	78 871
	Ferrous metals sales offices -----	26	26 297	3 396	736	111	6 252	-	-
	Nonferrous metals service centers and offices -----	32	(D)	(D)	(D)	EE	(D)	(D)	(D)
	Nonferrous metals service centers -----	25	(D)	(D)	(D)	EE	(D)	(D)	(D)
	Nonferrous metals sales offices -----	7	18 977	1 225	234	31	2 208	-	-
5052	Coal and other minerals and ores -----	5	(D)	(D)	(D)	BB	(D)	(D)	(D)
	Coal -----	4	(D)	(D)	(D)	AA	(D)	(D)	(D)
	Other minerals and ores -----	1	8 672	929	255	25	1 882	2 392	3 283
506	Electrical goods -----	776	3 563 808	348 666	83 511	9 933	660 229	373 683	405 306
5063	Electrical apparatus and equipment, wiring supplies, and construction materials -----	351	936 179	118 888	28 290	3 876	213 365	119 525	123 204
5064	Electrical appliances, television and radio sets -----	64	(D)	(D)	(D)	FF	(D)	(D)	(D)
5065	Electronic parts and equipment, n.e.c. -----	361	(D)	(D)	(D)	II	(D)	(D)	(D)
	Communications equipment -----	116	(D)	(D)	(D)	GG	(D)	(D)	(D)
	Other electronic parts and equipment -----	245	1 465 481	146 941	35 575	3 867	257 489	145 520	160 920
507	Hardware, and plumbing and heating equipment and supplies -----	519	1 289 570	168 455	40 812	5 205	321 799	205 528	212 613
5072	Hardware -----	155	412 671	57 619	13 640	1 854	106 743	61 825	64 406
5074	Plumbing and heating equipment and supplies (hydronics) -----	254	655 106	86 244	20 858	2 571	167 653	113 921	117 245
5075	Warm air heating and air-conditioning equipment and supplies -----	79	172 119	19 509	5 195	611	38 007	23 640	24 501
5078	Refrigeration equipment and supplies -----	31	49 674	5 083	1 119	169	9 396	6 142	6 461
508	Machinery, equipment, and supplies -----	1 065	2 474 258	346 327	80 580	9 958	642 794	407 315	418 897
5082	Construction and mining (except petroleum) machinery and equipment -----	62	(D)	(D)	(D)	FF	(D)	(D)	(D)
5083	Farm and garden machinery and equipment -----	73	(D)	(D)	(D)	FF	(D)	(D)	(D)
	Farm machinery and equipment —farm dealers -----	34	35 412	4 182	1 019	184	7 455	9 958	14 104
	Farm machinery and equipment —wholesale distributors -----	9	(D)	(D)	(D)	BB	(D)	(D)	(D)
	Lawn and garden machinery and equipment -----	30	(D)	(D)	(D)	EE	(D)	(D)	(D)
5084	Industrial machinery and equipment -----	484	1 288 208	178 387	42 076	4 696	333 749	208 575	215 308
	Food-processing machinery and equipment -----	18	122 140	17 769	4 480	395	38 481	35 592	34 690
	General-purpose industrial machinery, equipment, and parts -----	163	309 270	55 670	13 407	1 497	98 462	47 854	48 186
	Metalworking machinery and equipment -----	71	249 501	20 408	4 740	562	40 169	47 200	50 678
	Materials handling equipment -----	68	(D)	(D)	(D)	FF	(D)	(D)	(D)
	Oil well, oil refinery, and pipeline machinery, equipment, and supplies -----	10	(D)	(D)	(D)	BB	(D)	(D)	(D)
	Other industrial machinery and equipment -----	154	428 771	52 243	12 224	1 366	99 398	59 281	60 567

Table 1. Summary Statistics for the State: 1992 —Con.

[For meaning of abbreviations and symbols, see introductory text. For explanation of terms and comparability of 1987 and 1992 censuses, see appendix A]

SIC code	Type of operation and kind of business	Estab-lish-ments (number)	Sales (\$1,000)	Annual payroll (\$1,000)	First-quarter payroll (\$1,000)	Paid employees for pay period including March 12 (number)	Operating expenses (\$1,000)	End-of-1991 inventories (\$1,000)	End-of-1992 inventories (\$1,000)
TYPES OF OPERATION BY KIND OF BUSINESS —Con.									
Merchant wholesalers —Con.									
50	Durable goods —Con.								
508	Machinery, equipment, and supplies —Con.								
5085	Industrial supplies -----	256	600 854	90 580	20 532	2 525	167 258	65 274	63 911
	General-line industrial supplies -----	34	88 294	16 827	3 862	409	36 167	9 953	10 508
	Mechanical power transmission supplies -----	45	86 814	12 378	2 952	343	22 261	15 812	15 436
	Hydraulic and pneumatic (fluid-power) parts, accessories, and supplies -----	31	(D)	(D)	(D)	EE	(D)	(D)	(D)
	Welding supplies -----	34	38 562	7 750	1 941	302	14 078	4 179	3 786
	Industrial containers and supplies -----	31	(D)	(D)	(D)	EE	(D)	(D)	(D)
	Industrial valves and fittings, except fluid-power -----	15	43 296	6 007	1 323	167	9 514	5 030	4 532
	Other industrial supplies -----	66	154 292	21 847	4 882	640	40 443	15 407	16 159
5087	Service establishment equipment and supplies -----	151	170 064	31 006	7 422	1 180	55 073	16 600	17 596
	Beauty and barber equipment and supplies -----	49	(D)	(D)	(D)	EE	(D)	(D)	(D)
	Custodial (janitors') equipment and supplies -----	38	43 466	9 582	2 183	328	16 414	4 054	4 299
	Laundry and drycleaning equipment and supplies -----	15	(D)	(D)	(D)	BB	(D)	(D)	(D)
	Other service establishment equipment and supplies -----	49	61 793	9 608	2 369	360	17 021	5 933	5 505
5088	Transportation equipment and supplies, except motor vehicles -----	39	(D)	(D)	(D)	EE	(D)	(D)	(D)
	Aircraft and aeronautical equipment and supplies -----	11	(D)	(D)	(D)	BB	(D)	(D)	(D)
	Marine machinery, equipment, and supplies -----	24	27 294	4 566	1 058	169	9 107	5 879	5 989
	Other transportation equipment and supplies -----	4	(D)	(D)	(D)	BB	(D)	(D)	(D)
509	Miscellaneous durable goods -----	636	2 063 274	175 176	39 371	5 803	396 534	268 015	270 652
5091	Sporting and recreational goods and supplies -----	112	523 997	44 536	10 179	1 446	116 110	88 362	98 922
5092	Toys and hobby goods and supplies -----	39	58 633	6 701	1 824	321	15 757	9 807	12 505
5093	Scrap and waste materials -----	227	(D)	(D)	(D)	GG	(D)	(D)	(D)
	Iron and steel scrap processors and dealers -----	68	(D)	(D)	(D)	FF	(D)	(D)	(D)
	Iron and steel scrap processing (using power processing equipment) -----	39	171 829	17 351	3 603	516	48 066	39 677	29 218
	Iron and steel scrap dealers (not using power processing equipment) -----	29	(D)	(D)	(D)	CC	(D)	(D)	(D)
	Nonferrous recyclable materials -----	159	295 307	36 918	8 663	1 495	76 158	15 055	15 125
5094	Jewelry, watches, precious stones, and precious metals -----	123	288 945	29 983	7 095	896	60 145	76 252	71 573
	Jewelry, watches, diamonds, precious stones, and silverware -----	110	237 380	26 361	6 205	791	51 862	70 269	65 298
	Precious metals (excluding ores) -----	13	51 565	3 622	890	105	8 283	5 983	6 275
5099	Durable goods, n.e.c. -----	135	(D)	(D)	(D)	FF	(D)	(D)	(D)
	Musical instruments and supplies -----	14	22 781	2 550	567	90	5 104	2 963	3 676
	Forest products, except lumber -----	11	(D)	(D)	(D)	BB	(D)	(D)	(D)
	General merchandise —durable -----	35	(D)	(D)	(D)	EE	(D)	(D)	(D)
	Compact disks, prerecorded audio tapes, and phonograph records -----	26	38 116	4 397	1 045	181	9 318	4 330	5 532
	Fire extinguishers and fire safety equipment -----	14	8 837	2 817	665	84	4 885	615	675
	Other durable goods -----	35	78 284	11 556	1 697	188	23 748	6 751	8 771
51	Nondurable goods -----	2 925	25 809 144	1 471 051	339 170	45 287	3 510 001	1 822 985	2 013 310
511	Paper and paper products -----	430	1 823 634	192 473	44 711	6 333	368 786	133 217	140 327
5111	Printing and writing paper -----	56	(D)	(D)	(D)	FF	(D)	(D)	(D)
5112	Stationery and office supplies -----	234	(D)	(D)	(D)	HH	(D)	(D)	(D)
5113	Industrial and personal service paper -----	140	550 911	69 574	15 788	1 954	126 349	40 092	40 413
512	Drugs, drug proprietaries, and druggists' sundries -----	96	(D)	(D)	(D)	HH	(D)	(D)	(D)
5122	Drugs, drug proprietaries, and druggists' sundries -----	96	(D)	(D)	(D)	HH	(D)	(D)	(D)
	General-line drugs -----	45	1 632 996	46 689	11 044	1 866	101 138	181 921	192 198
	Specialty-line drugs, pharmaceuticals, cosmetics, and toiletries -----	51	(D)	(D)	(D)	FF	(D)	(D)	(D)
513	Apparel, piece goods, and notions -----	317	4 484 469	261 882	61 343	6 258	963 439	500 149	586 205
5131	Piece goods, notions, and other dry goods -----	75	(D)	(D)	(D)	FF	(D)	(D)	(D)
	Piece goods -----	53	298 918	21 751	4 883	674	59 131	34 463	35 521
	Piece goods jobbers -----	39	145 163	15 156	3 506	497	31 733	28 060	28 029
	Piece goods converters -----	14	153 755	6 595	1 377	177	27 398	6 403	7 492
	Notions and other dry goods -----	22	(D)	(D)	(D)	CC	(D)	(D)	(D)
5136	Men's and boys' clothing and furnishings -----	68	347 359	38 703	6 363	1 697	91 614	31 981	71 981
5137	Women's, children's, and infants' clothing and accessories -----	105	(D)	(D)	(D)	GG	(D)	(D)	(D)
5139	Footwear -----	69	2 556 596	133 801	35 574	2 447	664 830	387 775	423 426
514	Groceries and related products -----	1 000	8 188 611	467 853	107 274	15 067	931 844	379 480	374 066
5141	Groceries, general line -----	108	1 742 808	109 184	26 606	3 451	174 271	105 913	110 331
	Voluntary -----	4	(D)	(D)	(D)	EE	(D)	(D)	(D)
	Retail cooperative -----	2	(D)	(D)	(D)	AA	(D)	(D)	(D)
	Other general line -----	102	1 485 817	96 198	23 039	2 968	150 517	87 218	90 357
5142	Packaged frozen foods -----	84	(D)	(D)	(D)	GG	(D)	(D)	(D)
5143	Dairy products, except dried or canned -----	44	219 095	15 988	3 746	570	33 597	7 252	6 020
	Raw milk -----	1	(D)	(D)	(D)	AA	(D)	(D)	(D)
	Dairy products, except raw milk -----	43	(D)	(D)	(D)	FF	(D)	(D)	(D)
5144	Poultry and poultry products -----	22	(D)	(D)	(D)	EE	(D)	(D)	(D)
	Live poultry -----	—	(D)	(D)	(D)	—	(D)	(D)	(D)
	Poultry and poultry products, except live -----	22	(D)	(D)	(D)	EE	(D)	(D)	(D)
5145	Confectionery -----	43	(D)	(D)	(D)	FF	(D)	(D)	(D)
5146	Fish and seafoods -----	223	1 157 457	66 128	13 955	2 106	141 813	37 660	35 464
5147	Meats and meat products -----	89	1 143 556	44 563	10 264	1 468	92 455	23 577	24 722
	Meats and meat products, except boxed beef -----	84	819 661	40 768	9 475	1 380	81 148	21 892	22 168
	Packaging boxed beef -----	5	323 895	3 795	789	88	11 307	1 685	2 554
5148	Fresh fruits and vegetables -----	154	872 384	58 760	12 345	1 678	122 086	7 371	6 302

Table 1. Summary Statistics for the State: 1992 —Con.

[For meaning of abbreviations and symbols, see introductory text. For explanation of terms and comparability of 1987 and 1992 censuses, see appendix A]

SIC code	Type of operation and kind of business	Estab-lish-ments (number)	Sales (\$1,000)	Annual payroll (\$1,000)	First-quarter payroll (\$1,000)	Paid employees for pay period including March 12 (number)	Operating expenses (\$1,000)	End-of-1991 inventories (\$1,000)	End-of-1992 inventories (\$1,000)
TYPES OF OPERATION BY KIND OF BUSINESS —Con.									
Merchant wholesalers —Con.									
51	Nondurable goods —Con.								
514	Groceries and related products —Con.								
5149	Groceries and related products, n.e.c. -----	233	(D)	(D)	(D)	HH	(D)	(D)	(D)
	Coffee, tea, and spices -----	23	107 452	6 804	1 553	221	14 617	3 900	4 420
	Bread and baked goods -----	63	77 223	9 974	2 304	462	20 923	1 666	1 737
	Soft drinks -----	32	84 362	16 539	3 841	474	38 481	2 219	6 112
	Canned foods -----	25	449 161	21 727	5 449	755	51 300	23 963	24 084
	Food and beverage basic materials -----	13	(D)	(D)	(D)	CC	(D)	(D)	(D)
	Other grocery specialties -----	77	493 558	36 600	8 831	1 301	75 588	27 756	21 454
515	Farm-product raw materials -----	51	204 453	9 013	2 135	217	20 987	25 769	25 228
5153	Grain and field beans -----	9	9 183	769	178	39	2 170	1 211	786
5154	Livestock -----	6	(D)	(D)	(D)	BB	(D)	(D)	(D)
5159	Farm-product raw materials, n.e.c. -----	36	(D)	(D)	(D)	CC	(D)	(D)	(D)
	Hides, skins, and pelts -----	10	(D)	(D)	(D)	BB	(D)	(D)	(D)
	Leaf tobacco -----	1	(D)	(D)	(D)	AA	(D)	(D)	(D)
	Wool, wool tops, and mohair -----	20	86 251	3 310	672	62	9 758	16 404	16 578
	Cotton -----	1	(D)	(D)	(D)	AA	(D)	(D)	(D)
	Other farm-product raw materials, n.e.c. -----	4	5 228	667	87	21	1 310	1 064	1 098
516	Chemicals and allied products -----	231	1 030 958	81 702	17 979	2 232	189 333	80 220	90 037
5162	Plastics materials and basic forms and shapes -----	82	372 841	23 167	4 890	673	52 615	22 523	32 523
5169	Chemicals and allied products, n.e.c. -----	149	658 117	58 535	13 089	1 559	136 718	57 697	57 514
	Industrial gases, except LP -----	21	38 194	6 214	1 526	215	12 467	2 275	2 242
	Other chemicals and allied products -----	128	619 923	52 321	11 563	1 344	124 251	55 422	55 272
517	Petroleum and petroleum products -----	128	4 594 140	70 077	15 387	2 069	184 699	144 468	218 953
5171	Petroleum bulk stations and terminals -----	73	(D)	(D)	(D)	GG	(D)	(D)	(D)
	Petroleum bulk stations and terminals, except LP -----	69	3 080 685	45 632	10 682	1 495	102 999	91 738	151 593
	Liquefied petroleum gas bulk stations and terminals -----	4	(D)	(D)	(D)	BB	(D)	(D)	(D)
5172	Petroleum and petroleum products wholesalers, except bulk stations and terminals -----	55	(D)	(D)	(D)	FF	(D)	(D)	(D)
518	Beer, wine, and distilled alcoholic beverages -----	70	(D)	(D)	(D)	HH	(D)	(D)	(D)
5181	Beer and ale -----	32	(D)	(D)	(D)	GG	(D)	(D)	(D)
5182	Wine and distilled alcoholic beverages -----	38	(D)	(D)	(D)	GG	(D)	(D)	(D)
	Wine and distilled alcoholic beverages —licensed -----	38	(D)	(D)	(D)	GG	(D)	(D)	(D)
	Wine and distilled alcoholic beverages —State operated -----	—	—	—	—	—	—	—	—
519	Miscellaneous nondurable goods -----	602	(D)	(D)	(D)	II	(D)	(D)	(D)
5191	Farm supplies -----	96	155 936	14 600	3 205	650	31 502	10 957	11 622
	Farm supplies —farm dealers -----	55	76 384	7 507	1 580	413	16 339	5 344	5 574
	Farm supplies —wholesale distributors -----	41	79 552	7 093	1 625	237	15 163	5 613	6 048
5192	Books, periodicals, and newspapers -----	93	661 190	54 166	12 545	2 262	111 995	77 851	76 357
5193	Flowers, nursery stock, and florists' supplies -----	86	(D)	(D)	(D)	FF	(D)	(D)	(D)
5194	Tobacco and tobacco products -----	29	(D)	(D)	(D)	GG	(D)	(D)	(D)
5198	Paints, varnishes, and supplies -----	48	146 884	17 887	4 462	628	36 811	20 378	20 692
5199	Nondurable goods, n.e.c. -----	250	(D)	(D)	(D)	GG	(D)	(D)	(D)
	Art goods -----	74	139 184	14 218	3 068	499	40 088	24 160	35 301
	General merchandise —nondurable -----	43	39 388	6 715	2 273	214	13 991	3 989	4 535
	Textile bags and bagging -----	10	70 373	5 873	1 531	194	9 899	10 411	12 058
	Specialty advertising (sale of merchandise) -----	60	81 658	12 387	3 199	419	25 023	1 124	1 482
	Other nondurable goods -----	63	(D)	(D)	(D)	FF	(D)	(D)	(D)
	Manufacturers' sales branches and sales offices -----	791	28 421 128	1 050 652	274 708	23 298	2 057 969	898 193	736 192
50	Durable goods -----	504	18 028 949	699 159	185 917	14 332	1 324 898	597 634	483 965
501	Motor vehicles and motor vehicle parts and supplies -----	28	6 781 104	24 900	6 318	681	50 906	28 954	24 707
5012	Automobiles and other motor vehicles -----	9	(D)	(D)	(D)	CC	(D)	(D)	(D)
5013	Motor vehicle supplies and new parts -----	16	259 681	14 889	3 693	483	31 386	27 625	24 068
5014	Tires and tubes -----	3	(D)	(D)	(D)	BB	(D)	(D)	(D)
5015	Motor vehicle parts, used -----	—	—	—	—	—	—	—	—
502	Furniture and homefurnishings -----	22	376 087	13 786	3 534	308	25 046	14 361	13 267
5021	Furniture -----	11	186 070	9 425	2 442	170	16 201	934	1 228
5023	Homefurnishings -----	11	190 017	4 361	1 092	138	8 845	13 427	12 039
503	Lumber and other construction materials -----	40	355 464	14 797	3 382	490	37 771	17 743	17 167
5031	Lumber, plywood, millwork, and wood panels -----	13	97 068	4 122	987	131	11 042	4 149	4 444
5032	Brick, stone, and related construction materials -----	5	26 672	1 162	270	33	3 136	2 205	1 663
5033	Roofing, siding, and insulation materials -----	16	209 762	5 976	1 380	197	16 384	8 609	8 976
5039	Construction materials, n.e.c. -----	6	21 962	3 537	745	129	7 209	2 780	2 084
504	Professional and commercial equipment and supplies -----	130	5 821 164	398 392	105 459	7 767	723 750	396 717	291 957
5043	Photographic equipment and supplies -----	4	(D)	(D)	(D)	EE	(D)	(D)	(D)
5044	Office equipment -----	21	358 378	60 053	14 801	1 310	109 807	25 194	18 280
5045	Computers and computer peripheral equipment and software -----	74	3 533 828	273 001	74 133	5 035	485 164	214 081	140 085
5046	Commercial equipment, n.e.c. -----	4	(D)	(D)	(D)	AA	(D)	(D)	(D)
5047	Medical, dental, and hospital equipment and supplies -----	17	888 243	37 090	9 234	763	64 849	98 454	65 343
5048	Ophthalmic goods -----	2	(D)	(D)	(D)	BB	(D)	(D)	(D)
5049	Professional equipment and supplies, n.e.c. -----	8	(D)	(D)	(D)	CC	(D)	(D)	(D)
505	Metals and minerals, except petroleum -----	21	314 861	13 908	3 302	343	27 352	27 054	26 358
5051	Metals service centers and offices -----	20	(D)	(D)	(D)	EE	(D)	(D)	(D)
5052	Coal and other minerals and ores -----	1	(D)	(D)	(D)	AA	(D)	(D)	(D)

Table 1. Summary Statistics for the State: 1992 —Con.

[For meaning of abbreviations and symbols, see introductory text. For explanation of terms and comparability of 1987 and 1992 censuses, see appendix A]

SIC code	Type of operation and kind of business	Estab-lish-ments (number)	Sales (\$1,000)	Annual payroll (\$1,000)	First-quarter payroll (\$1,000)	Paid employees for pay period including March 12 (number)	Operating expenses (\$1,000)	End-of-1991 inventories (\$1,000)	End-of-1992 inventories (\$1,000)
TYPES OF OPERATION BY KIND OF BUSINESS —Con.									
Manufacturers' sales branches and sales offices—Con.									
50	Durable goods —Con.								
506	Electrical goods	137	2 548 887	135 967	35 848	2 983	241 540	44 336	40 235
5063	Electrical apparatus and equipment, wiring supplies, and construction materials	49	485 446	30 595	7 062	688	48 177	9 704	9 210
5064	Electrical appliances, television and radio sets	8	(D)	(D)	(D)	CC	(D)	(D)	(D)
5065	Electronic parts and equipment, n.e.c.	80	(D)	(D)	(D)	GG	(D)	(D)	(D)
507	Hardware, and plumbing and heating equipment and supplies	24	237 198	9 829	2 649	282	17 386	6 499	5 971
5072	Hardware	8	46 159	2 591	781	70	4 586	1 211	1 322
5074	Plumbing and heating equipment and supplies (hydronics)	12	167 932	3 678	983	104	7 049	4 091	3 620
5075	Warm air heating and air-conditioning equipment and supplies	3	(D)	(D)	(D)	CC	(D)	(D)	(D)
5078	Refrigeration equipment and supplies	1	(D)	(D)	(D)	AA	(D)	(D)	(D)
508	Machinery, equipment, and supplies	90	922 224	52 689	13 308	1 068	102 643	22 620	22 466
5082	Construction and mining (except petroleum) machinery and equipment	6	(D)	(D)	(D)	BB	(D)	(D)	(D)
5083	Farm and garden machinery and equipment	—	—	—	—	—	—	—	—
5084	Industrial machinery and equipment	52	381 600	32 586	7 973	614	71 418	16 645	15 870
5085	Industrial supplies	26	498 117	13 636	3 769	279	21 117	1 769	1 894
5087	Service establishment equipment and supplies	5	21 379	4 015	1 003	118	6 566	1 399	1 597
5088	Transportation equipment and supplies, except motor vehicles	1	(D)	(D)	(D)	AA	(D)	(D)	(D)
509	Miscellaneous durable goods	12	671 960	34 891	12 117	410	98 504	39 350	41 837
5091	Sporting and recreational goods and supplies	4	(D)	(D)	(D)	EE	(D)	(D)	(D)
5092	Toys and hobby goods and supplies	1	(D)	(D)	(D)	AA	(D)	(D)	(D)
5093	Scrap and waste materials	—	—	—	—	—	—	—	—
5094	Jewelry, watches, precious stones, and precious metals	3	43 987	2 666	637	92	6 668	2 779	3 632
5099	Durable goods, n.e.c.	4	(D)	(D)	(D)	BB	(D)	(D)	(D)
51	Nondurable goods	287	10 392 179	351 493	88 791	8 966	733 071	300 559	252 227
511	Paper and paper products	44	1 887 292	39 207	10 144	977	70 408	10 205	9 450
5111	Printing and writing paper	9	380 838	1 755	546	43	3 012	—	—
5112	Stationery and office supplies	25	200 267	12 913	3 478	340	23 631	4 491	3 767
5113	Industrial and personal service paper	10	1 306 187	24 539	6 120	594	43 765	5 714	5 683
512	Drugs, drug proprietaries, and druggists' sundries	9	770 863	41 258	11 804	938	70 108	14 647	11 879
5122	Drugs, drug proprietaries, and druggists' sundries	9	770 863	41 258	11 804	938	70 108	14 647	11 879
513	Apparel, piece goods, and notions	17	472 098	29 377	7 355	689	94 929	72 488	77 747
5131	Piece goods, notions, and other dry goods	9	162 832	10 862	2 637	334	39 072	15 422	19 719
5136	Men's and boys' clothing and furnishings	2	(D)	(D)	(D)	CC	(D)	(D)	(D)
5137	Women's, children's, and infants' clothing and accessories	3	(D)	(D)	(D)	AA	(D)	(D)	(D)
5139	Footwear	3	(D)	(D)	(D)	CC	(D)	(D)	(D)
514	Groceries and related products	73	2 687 309	95 719	22 251	2 822	174 295	15 693	11 408
5141	Groceries, general line	—	—	—	—	—	—	—	—
5142	Packaged frozen foods	8	(D)	(D)	(D)	CC	(D)	(D)	(D)
5143	Dairy products, except dried or canned	6	235 127	5 098	1 256	167	9 601	216	194
5144	Poultry and poultry products	1	(D)	(D)	(D)	AA	(D)	(D)	(D)
5145	Confectionery	5	249 989	11 498	2 509	404	17 739	3 933	454
5146	Fish and seafoods	—	—	—	—	—	—	—	—
5147	Meats and meat products	4	(D)	(D)	(D)	BB	(D)	(D)	(D)
5148	Fresh fruits and vegetables	—	—	—	—	—	—	—	—
5149	Groceries and related products, n.e.c.	49	(D)	(D)	(D)	GG	(D)	(D)	(D)
515	Farm-product raw materials	—	—	—	—	—	—	—	—
5153	Grain and field beans	—	—	—	—	—	—	—	—
5154	Livestock	—	—	—	—	—	—	—	—
5159	Farm-product raw materials, n.e.c.	—	—	—	—	—	—	—	—
516	Chemicals and allied products	50	1 747 755	71 062	16 848	1 683	143 795	83 358	71 317
5162	Plastics materials and basic forms and shapes	14	716 931	13 249	3 168	354	31 160	43 755	29 201
5169	Chemicals and allied products, n.e.c.	36	1 030 824	57 813	13 680	1 329	112 635	39 603	42 116
517	Petroleum and petroleum products	17	(D)	(D)	(D)	EE	(D)	(D)	(D)
5171	Petroleum bulk stations and terminals	13	(D)	(D)	(D)	EE	(D)	(D)	(D)
5172	Petroleum and petroleum products wholesalers, except bulk stations and terminals	4	(D)	(D)	(D)	BB	(D)	(D)	(D)
518	Beer, wine, and distilled alcoholic beverages	6	241 672	14 593	3 378	320	42 395	2 232	1 986
5181	Beer and ale	1	(D)	(D)	(D)	EE	(D)	(D)	(D)
5182	Wine and distilled alcoholic beverages	5	(D)	(D)	(D)	BB	(D)	(D)	(D)
519	Miscellaneous nondurable goods	71	(D)	(D)	(D)	GG	(D)	(D)	(D)
5191	Farm supplies	8	9 646	979	207	60	2 002	1 132	1 465
5192	Books, periodicals, and newspapers	43	612 896	29 217	9 107	807	55 862	3 397	2 571
5193	Flowers, nursery stock, and florists' supplies	1	(D)	(D)	(D)	BB	(D)	(D)	(D)
5194	Tobacco and tobacco products	1	(D)	(D)	(D)	BB	(D)	(D)	(D)
5198	Paints, varnishes, and supplies	16	46 428	3 328	810	103	6 940	3 045	2 924
5199	Nondurable goods, n.e.c.	2	(D)	(D)	(D)	BB	(D)	(D)	(D)

Table 1. Summary Statistics for the State: 1992 —Con.

[For meaning of abbreviations and symbols, see introductory text. For explanation of terms and comparability of 1987 and 1992 censuses, see appendix A]

SIC code	Type of operation and kind of business	Estab-lish-ments (number)	Sales (\$1,000)	Annual payroll (\$1,000)	First-quarter payroll (\$1,000)	Paid employees for pay period including March 12 (number)	Operating expenses (\$1,000)	End-of-1991 inventories (\$1,000)	End-of-1992 inventories (\$1,000)
TYPES OF OPERATION BY KIND OF BUSINESS — Con.									
	Agents, brokers, and commission merchants ----	1 329	12 083 110	318 286	72 396	8 300	591 464	19 777	22 654
50	Durable goods -----	903	5 567 161	179 531	41 088	4 835	332 711	14 510	17 394
501	Motor vehicles and motor vehicle parts and supplies -----	26	302 883	8 859	2 301	586	18 051	1 975	1 975
5012	Automobiles and other motor vehicles -----	4	(D)	(D)	(D)	EE	(D)	(D)	(D)
5013	Motor vehicle supplies and new parts -----	22	(D)	(D)	(D)	BB	(D)	(D)	(D)
5014	Tires and tubes -----	-	-	-	-	-	-	-	-
5015	Motor vehicle parts, used -----	-	-	-	-	-	-	-	-
502	Furniture and homefurnishings -----	89	587 012	12 873	2 859	331	27 770	399	515
5021	Furniture -----	41	242 845	5 244	1 115	131	11 665	294	368
5023	Homefurnishings -----	48	344 167	7 629	1 744	200	16 105	105	147
503	Lumber and other construction materials -----	32	166 223	4 443	972	109	8 274	334	349
5031	Lumber, plywood, millwork, and wood panels -----	14	93 027	1 843	412	47	3 308	119	109
5032	Brick, stone, and related construction materials -----	3	(D)	(D)	(D)	AA	(D)	(D)	(D)
5033	Roofing, siding, and insulation materials -----	6	39 072	1 191	229	29	2 134	215	240
5039	Construction materials, n.e.c. -----	9	(D)	(D)	(D)	BB	(D)	(D)	(D)
504	Professional and commercial equipment and supplies -----	116	650 296	29 806	6 544	664	52 862	911	1 020
5043	Photographic equipment and supplies -----	2	(D)	(D)	(D)	AA	(D)	(D)	(D)
5044	Office equipment -----	16	166 735	5 855	1 319	144	11 289	-	-
5045	Computers and computer peripheral equipment and software -----	45	297 870	14 576	3 302	313	25 136	627	762
5046	Commercial equipment, n.e.c. -----	13	59 137	2 701	559	75	5 364	239	220
5047	Medical, dental, and hospital equipment and supplies -----	25	96 920	4 751	1 003	87	7 893	20	18
5048	Ophthalmic goods -----	4	7 422	317	89	8	524	-	-
5049	Professional equipment and supplies, n.e.c. -----	11	(D)	(D)	(D)	BB	(D)	(D)	(D)
505	Metals and minerals, except petroleum -----	23	110 532	2 918	760	76	5 770	232	161
5051	Metals service centers and offices -----	23	110 532	2 918	760	76	5 770	232	161
5052	Coal and other minerals and ores -----	-	-	-	-	-	-	-	-
506	Electrical goods -----	261	1 974 658	57 698	13 463	1 233	99 677	2 386	2 453
5063	Electrical apparatus and equipment, wiring supplies, and construction materials -----	87	540 575	17 915	4 145	468	32 571	207	243
5064	Electrical appliances, television and radio sets -----	26	266 826	7 834	2 053	119	12 344	3	3
5065	Electronic parts and equipment, n.e.c. -----	148	1 167 257	31 949	7 265	646	54 762	2 176	2 207
507	Hardware, and plumbing and heating equipment and supplies -----	84	440 039	18 639	4 555	426	34 163	3 176	6 936
5072	Hardware -----	29	176 873	5 567	1 120	114	10 057	571	1 477
5074	Plumbing and heating equipment and supplies (hydronics) -----	34	214 892	8 780	2 201	227	17 718	2 506	5 355
5075	Warm air heating and air-conditioning equipment and supplies -----	15	(D)	(D)	(D)	BB	(D)	(D)	(D)
5078	Refrigeration equipment and supplies -----	6	(D)	(D)	(D)	AA	(D)	(D)	(D)
508	Machinery, equipment, and supplies -----	168	605 083	24 347	5 066	608	47 061	4 078	3 361
5082	Construction and mining (except petroleum) machinery and equipment -----	5	(D)	(D)	(D)	AA	(D)	(D)	(D)
5083	Farm and garden machinery and equipment -----	3	(D)	(D)	(D)	AA	(D)	(D)	(D)
5084	Industrial machinery and equipment -----	116	443 857	17 130	3 644	437	32 438	1 704	1 063
5085	Industrial supplies -----	29	90 955	4 376	849	102	9 224	2 091	2 044
5087	Service establishment equipment and supplies -----	8	29 448	1 029	257	29	1 955	92	78
5088	Transportation equipment and supplies, except motor vehicles -----	7	22 188	749	195	17	1 358	37	25
509	Miscellaneous durable goods -----	104	730 435	19 948	4 568	802	39 083	1 019	624
5091	Sporting and recreational goods and supplies -----	21	(D)	(D)	(D)	FF	(D)	(D)	(D)
5092	Toys and hobby goods and supplies -----	15	(D)	(D)	(D)	BB	(D)	(D)	(D)
5093	Scrap and waste materials -----	6	(D)	(D)	(D)	BB	(D)	(D)	(D)
5094	Jewelry, watches, precious stones, and precious metals -----	8	26 788	862	169	20	1 598	393	61
5099	Durable goods, n.e.c. -----	54	(D)	(D)	(D)	CC	(D)	(D)	(D)
51	Nondurable goods -----	426	6 515 949	138 755	31 308	3 465	258 753	5 267	5 260
511	Paper and paper products -----	71	392 140	13 694	3 052	310	25 603	1 033	1 040
5111	Printing and writing paper -----	6	(D)	(D)	(D)	AA	(D)	(D)	(D)
5112	Stationery and office supplies -----	35	(D)	(D)	(D)	CC	(D)	(D)	(D)
5113	Industrial and personal service paper -----	30	165 456	5 184	1 134	120	9 825	1 033	1 040
512	Drugs, drug proprietaries, and druggists' sundries -----	13	(D)	(D)	(D)	CC	(D)	(D)	(D)
5122	Drugs, drug proprietaries, and druggists' sundries -----	13	(D)	(D)	(D)	CC	(D)	(D)	(D)
513	Apparel, piece goods, and notions -----	100	606 821	23 329	4 267	324	43 282	81	17
5131	Piece goods, notions, and other dry goods -----	16	(D)	(D)	(D)	BB	(D)	(D)	(D)
5136	Men's and boys' clothing and furnishings -----	23	(D)	(D)	(D)	BB	(D)	(D)	(D)
5137	Women's, children's, and infants' clothing and accessories -----	37	87 652	2 538	438	66	5 080	2	2
5139	Footwear -----	24	(D)	(D)	(D)	CC	(D)	(D)	(D)
514	Groceries and related products -----	128	4 800 018	80 912	19 256	2 292	151 246	3 378	3 463
5141	Groceries, general line -----	27	1 078 583	21 148	5 000	578	34 294	-	-
5142	Packaged frozen foods -----	14	374 447	6 874	1 739	177	13 757	500	942
5143	Dairy products, except dried or canned -----	5	81 499	675	144	16	1 741	-	-
5144	Poultry and poultry products -----	4	(D)	(D)	(D)	AA	(D)	(D)	(D)
5145	Confectionery -----	11	(D)	(D)	(D)	BB	(D)	(D)	(D)

Table 1. Summary Statistics for the State: 1992 —Con.

[For meaning of abbreviations and symbols, see introductory text. For explanation of terms and comparability of 1987 and 1992 censuses, see appendix A]

SIC code	Type of operation and kind of business	Establishments (number)	Sales (\$1,000)	Annual payroll (\$1,000)	First-quarter payroll (\$1,000)	Paid employees for pay period including March 12 (number)	Operating expenses (\$1,000)	End-of-1991 inventories (\$1,000)	End-of-1992 inventories (\$1,000)
TYPES OF OPERATION BY KIND OF BUSINESS —Con.									
Agents, brokers, and commission merchants —Con.									
51	Nondurable goods —Con.								
514	Groceries and related products —Con.								
5146	Fish and seafoods -----	10	97 470	1 497	203	32	3 314	—	—
5147	Meats and meat products -----	5	(D)	(D)	(D)	BB	(D)	(D)	(D)
5148	Fresh fruits and vegetables -----	11	142 802	2 824	666	63	5 678	794	767
5149	Groceries and related products, n.e.c. -----	41	2 730 698	41 079	10 150	1 299	79 466	1 956	1 628
515	Farm-product raw materials -----	11	49 371	899	202	40	1 813	140	144
5153	Grain and field beans -----	—	—	—	—	—	—	—	—
5154	Livestock -----	3	(D)	(D)	(D)	BB	(D)	(D)	(D)
5159	Farm-product raw materials, n.e.c. -----	8	(D)	(D)	(D)	AA	(D)	(D)	(D)
516	Chemicals and allied products -----	19	53 024	1 276	292	37	2 280	56	64
5162	Plastics materials and basic forms and shapes -----	8	18 894	445	105	13	809	5	10
5169	Chemicals and allied products, n.e.c. -----	11	34 130	831	187	24	1 471	51	54
517	Petroleum and petroleum products -----	3	(D)	(D)	(D)	BB	(D)	(D)	(D)
5171	Petroleum bulk stations and terminals -----	—	—	—	—	—	—	—	—
5172	Petroleum and petroleum products wholesalers, except bulk stations and terminals -----	3	(D)	(D)	(D)	BB	(D)	(D)	(D)
518	Beer, wine, and distilled alcoholic beverages -----	4	(D)	(D)	(D)	AA	(D)	(D)	(D)
5181	Beer and ale -----	—	—	—	—	—	—	—	—
5182	Wine and distilled alcoholic beverages -----	4	(D)	(D)	(D)	AA	(D)	(D)	(D)
519	Miscellaneous nondurable goods -----	77	(D)	(D)	(D)	CC	(D)	(D)	(D)
5191	Farm supplies -----	4	3 204	151	40	10	427	28	30
5192	Books, periodicals, and newspapers -----	12	31 689	3 368	745	92	6 548	12	269
5193	Flowers, nursery stock, and florists' supplies -----	4	3 609	331	79	5	552	—	—
5194	Tobacco and tobacco products -----	1	(D)	(D)	(D)	AA	(D)	(D)	(D)
5198	Paints, varnishes, and supplies -----	4	22 264	871	177	14	1 722	—	—
5199	Nondurable goods, n.e.c. -----	52	(D)	(D)	(D)	CC	(D)	(D)	(D)

Table 2. Selected Ratios for the State: 1992

[For meaning of abbreviations and symbols, see introductory text. For explanation of terms and comparability of 1987 and 1992 censuses, see appendix A]

SIC code	Type of operation and kind of business	Sales		Annual payroll		Employees per establishment ¹ (number)	Operating expenses as percent of sales	End-of-1992 inventories as percent of sales
		Per establishment (dollars)	Per employee ¹ (dollars)	Per employee ¹ (dollars)	As percent of operating expenses			
	Wholesale trade -----	7 913 916	612 433	35 583	48.6	13	11.9	6.1
50	Durable goods -----	6 009 315	524 476	36 687	52.5	11	13.3	6.8
501	Motor vehicles and motor vehicle parts and supplies -----	9 563 528	1 008 420	26 146	50.8	9	5.1	3.5
5012	Automobiles and other motor vehicles -----	64 082 754	4 281 542	30 197	47.5	15	1.5	1.7
5013	Motor vehicle supplies and new parts -----	2 354 921	253 120	25 394	51.8	9	19.3	11.4
5014	Tires and tubes -----	2 755 780	290 860	29 295	50.4	9	20.0	11.0
5015	Motor vehicle parts, used -----	667 930	110 971	21 467	52.4	6	36.9	12.1
502	Furniture and home furnishings -----	3 889 973	474 387	32 973	50.6	8	13.7	5.5
5021	Furniture -----	4 142 760	496 087	37 716	55.0	8	13.8	3.0
5023	Home furnishings -----	3 712 816	458 697	29 544	47.2	8	13.6	7.4
503	Lumber and other construction materials -----	4 550 722	439 317	33 202	50.7	10	14.9	8.9
5031	Lumber, plywood, millwork, and wood panels -----	6 340 856	474 287	33 877	52.6	13	13.6	10.7
5032	Brick, stone, and related construction materials -----	2 181 303	286 336	32 991	49.9	8	23.1	6.6
5033	Roofing, siding, and insulation materials -----	5 827 641	680 600	35 307	45.2	9	11.5	5.3
5039	Construction materials, n.e.c. -----	2 022 897	261 504	29 083	49.4	8	22.5	6.1
504	Professional and commercial equipment and supplies -----	8 781 880	478 828	43 010	54.9	18	16.3	6.8
5043	Photographic equipment and supplies -----	24 869 234	1 106 869	36 027	46.8	22	6.9	7.3
5044	Office equipment -----	6 493 878	249 862	36 742	60.0	26	24.5	7.3
5045	Computers and computer peripheral equipment and software -----	10 979 478	554 332	48 677	54.9	20	16.0	5.8
5046	Commercial equipment, n.e.c. -----	(D)	(D)	(D)	(D)	(D)	(D)	(D)
5047	Medical, dental, and hospital equipment and supplies -----	8 405 981	541 104	39 946	54.9	16	13.4	8.0
5048	Ophthalmic goods -----	(D)	(D)	(D)	(D)	(D)	(D)	(D)
5049	Professional equipment and supplies, n.e.c. -----	5 033 643	293 454	42 709	53.4	17	27.3	10.8
505	Metals and minerals, except petroleum -----	5 353 584	458 945	35 447	50.9	12	15.2	11.6
5051	Metals service centers and offices -----	(D)	(D)	(D)	(D)	(D)	(D)	(D)
5052	Coal and other minerals and ores -----	(D)	(D)	(D)	(D)	(D)	(D)	(D)
506	Electrical goods -----	6 888 716	571 585	38 330	54.2	12	12.4	5.5
5063	Electrical apparatus and equipment, wiring supplies, and construction materials -----	4 029 158	389 944	33 267	56.9	10	15.0	6.8
5064	Electrical appliances, television and radio sets -----	14 087 704	1 147 627	42 898	36.5	12	10.2	7.3
5065	Electronic parts and equipment, n.e.c. -----	8 055 277	599 515	40 855	57.1	13	11.9	4.5

See footnotes at end of table.

Table 2. Selected Ratios for the State: 1992 – Con.

[For meaning of abbreviations and symbols, see introductory text. For explanation of terms and comparability of 1987 and 1992 censuses, see appendix A]

SIC code	Type of operation and kind of business	Sales		Annual payroll		Employees per establishment ¹ (number)	Operating expenses as percent of sales	End-of-1992 inventories as percent of sales
		Per establishment (dollars)	Per employee ¹ (dollars)	Per employee ¹ (dollars)	As percent of operating expenses			
	Wholesale trade – Con.							
50	Durable goods – Con.							
507	Hardware, and plumbing and heating equipment and supplies	3 136 853	332 624	33 303	52.7	9	19.0	11.5
5072	Hardware	3 310 953	311 925	32 275	54.2	11	19.1	10.6
5074	Plumbing and heating equipment and supplies (hydronics)	3 459 767	357 660	34 012	51.3	10	18.5	12.2
5075	Warm air heating and air-conditioning equipment and supplies	2 347 608	289 718	33 915	54.7	8	21.4	11.2
5078	Refrigeration equipment and supplies	1 722 526	350 032	30 947	53.4	5	16.5	10.0
508	Machinery, equipment, and supplies	3 024 615	343 954	36 390	53.4	9	19.8	11.1
5082	Construction and mining (except petroleum) machinery and equipment	3 161 822	278 423	35 255	55.6	11	22.8	38.2
5083	Farm and garden machinery and equipment	1 353 276	199 320	24 279	52.6	7	23.2	29.3
5084	Industrial machinery and equipment	3 241 817	367 786	39 691	52.1	9	20.7	11.0
5085	Industrial supplies	3 826 129	409 472	37 368	55.0	9	16.6	5.7
5087	Service establishment equipment and supplies	1 346 896	166 459	27 167	56.7	8	28.8	8.7
5088	Transportation equipment and supplies, except motor vehicles	3 051 511	464 146	28 686	51.4	7	12.0	5.0
509	Miscellaneous durable goods	4 608 602	494 037	32 789	43.1	9	15.4	9.0
5091	Sporting and recreational goods and supplies	7 307 453	450 144	36 250	38.2	16	21.1	13.7
5092	Toys and hobby goods and supplies	4 556 673	671 895	26 984	43.3	7	9.3	5.1
5093	Scrap and waste materials	2 313 592	241 301	27 138	44.3	10	25.4	8.6
5094	Jewelry, watches, precious stones, and precious metals	2 684 478	356 865	33 245	49.0	8	19.0	20.9
5099	Durable goods, n.e.c.	6 814 218	1 118 320	38 428	47.7	6	7.2	3.2
51	Nondurable goods	11 741 966	740 103	33 981	43.6	16	10.5	5.3
511	Paper and paper products	7 528 561	538 460	32 201	52.8	14	11.3	3.7
5111	Printing and writing paper	15 278 789	1 210 708	42 394	57.0	13	6.1	3.1
5112	Stationery and office supplies	3 386 796	245 493	26 650	49.5	14	21.9	7.1
5113	Industrial and personal service paper	11 236 411	758 079	37 218	55.2	15	8.9	2.3
512	Drugs, drug proprietaries, and druggists' sundries	25 879 229	778 025	32 536	47.9	33	8.7	7.3
5122	Drugs, drug proprietaries, and druggists' sundries	25 879 229	778 025	32 536	47.9	33	8.7	7.3
513	Apparel, piece goods, and notions	12 818 866	765 148	43 266	28.6	17	19.8	11.9
5131	Piece goods, notions, and other dry goods	5 724 640	434 343	32 306	36.1	13	20.6	11.1
5136	Men's and boys' clothing and furnishings	6 512 774	321 490	24 015	43.6	20	17.1	13.2
5137	Women's, children's, and infants' clothing and accessories	9 237 131	1 045 577	50 483	45.8	9	10.5	3.5
5139	Footwear	31 727 625	1 092 486	58 140	21.9	29	24.3	15.5
514	Groceries and related products	13 052 405	776 767	31 935	51.3	17	8.0	2.5
5141	Groceries, general line	20 899 193	700 271	32 348	62.5	30	7.4	3.9
5142	Packaged frozen foods	19 153 481	1 039 032	36 443	48.6	18	7.2	6.1
5143	Dairy products, except dried or canned	9 740 382	711 449	28 899	48.4	14	8.4	1.2
5144	Poultry and poultry products	(D)	(D)	(D)	(D)	(D)	(D)	(D)
5145	Confectionery	8 162 102	490 391	27 068	55.7	17	9.9	1.7
5146	Fish and seafoods	5 385 953	586 963	31 630	46.6	9	11.6	2.8
5147	Meats and meat products	14 238 847	883 169	30 746	48.4	16	7.2	1.8
5148	Fresh fruits and vegetables	6 152 642	583 105	35 373	48.2	11	12.6	.7
5149	Groceries and related products, n.e.c.	(D)	(D)	(D)	(D)	(D)	(D)	(D)
515	Farm-product raw materials	4 093 935	987 642	38 568	43.5	4	9.0	10.0
5153	Grain and field beans	1 020 333	235 462	19 718	35.4	4	23.6	8.6
5154	Livestock	2 433 222	509 279	13 419	46.2	5	5.7	2.2
5159	Farm-product raw materials, n.e.c.	5 062 318	1 272 811	48 949	44.2	4	8.7	10.8
516	Chemicals and allied products	9 439 123	716 533	38 978	45.9	13	11.8	5.7
5162	Plastics materials and basic forms and shapes	10 660 250	1 066 025	35 443	43.6	10	7.6	5.6
5169	Chemicals and allied products, n.e.c.	8 791 179	591 714	40 240	46.7	15	14.6	5.8
517	Petroleum and petroleum products	43 926 662	2 552 472	37 572	37.8	17	3.9	4.3
5171	Petroleum bulk stations and terminals	(D)	(D)	(D)	(D)	(D)	(D)	(D)
5172	Petroleum and petroleum products wholesalers, except bulk stations and terminals	35 685 177	3 511 875	50 419	30.0	10	4.8	3.0
518	Beer, wine, and distilled alcoholic beverages	18 390 875	449 380	42 341	44.2	41	21.3	7.6
5181	Beer and ale	22 963 909	405 245	42 253	39.9	57	26.1	6.0
5182	Wine and distilled alcoholic beverages	15 180 021	508 163	42 459	51.5	30	16.2	9.4
519	Miscellaneous nondurable goods	4 350 872	375 464	26 565	47.5	12	14.9	8.1
5191	Farm supplies	1 562 833	234 425	21 847	46.4	7	20.1	7.8
5192	Books, periodicals, and newspapers	8 822 804	413 089	27 444	49.7	21	13.4	6.1
5193	Flowers, nursery stock, and florists' supplies	1 679 198	152 654	22 086	50.0	11	28.9	6.8
5194	Tobacco and tobacco products	26 314 161	771 020	25 262	48.9	34	6.7	8.2
5198	Paints, varnishes, and supplies	3 170 235	289 364	29 646	48.6	11	21.1	11.0
5199	Nondurable goods, n.e.c.	1 988 391	301 332	28 650	43.1	7	22.0	11.8
	Merchant wholesalers	5 226 857	419 960	33 357	47.6	12	16.7	9.7
50	Durable goods	3 445 216	314 864	33 970	52.3	11	20.6	12.2
501	Motor vehicles and motor vehicle parts and supplies	2 700 878	310 629	26 070	51.1	9	16.4	12.1
5012	Automobiles and other motor vehicles	(D)	(D)	(D)	(D)	(D)	(D)	(D)
5013	Motor vehicle supplies and new parts	(D)	(D)	(D)	(D)	(D)	(D)	(D)
5014	Tires and tubes	(D)	(D)	(D)	(D)	(D)	(D)	(D)
5015	Motor vehicle parts, used	667 930	110 971	21 467	52.4	6	36.9	12.1
502	Furniture and homefurnishings	2 142 237	235 615	30 951	50.7	9	25.9	11.4
5021	Furniture	2 348 714	248 001	34 773	55.9	9	25.1	6.9
5023	Homefurnishings	2 009 422	227 088	28 319	47.0	9	26.5	14.9

See footnotes at end of table.

Table 2. Selected Ratios for the State: 1992 – Con.

[For meaning of abbreviations and symbols, see introductory text. For explanation of terms and comparability of 1987 and 1992 censuses, see appendix A]

SIC code	Type of operation and kind of business	Sales		Annual payroll		Employees per establishment ¹ (number)	Operating expenses as percent of sales	End-of-1992 inventories as percent of sales
		Per establishment (dollars)	Per employee ¹ (dollars)	Per employee ¹ (dollars)	As percent of operating expenses			
50	Merchant wholesalers – Con.							
	Durable goods – Con.							
503	Lumber and other construction materials -----	4 016 190	373 145	33 368	52.3	11	17.1	10.9
5031	Lumber, plywood, millwork, and wood panels -----	6 228 405	430 783	33 904	53.7	14	14.7	12.2
5032	Brick, stone, and related construction materials -----	(D)	(D)	(D)	(D)	(D)	(D)	(D)
5033	Roofing, siding, and insulation materials -----	2 955 595	385 512	37 829	50.1	8	19.6	8.5
5039	Construction materials, n.e.c. -----	(D)	(D)	(D)	(D)	(D)	(D)	(D)
504	Professional and commercial equipment and supplies -----	4 973 472	334 282	39 116	54.8	15	21.3	9.4
5043	Photographic equipment and supplies -----	(D)	(D)	(D)	(D)	(D)	(D)	(D)
5044	Office equipment -----	4 713 631	205 723	33 336	63.4	23	25.5	9.9
5045	Computers and computer peripheral equipment and software -----	5 729 707	421 663	44 507	53.5	14	19.7	8.8
5046	Commercial equipment, n.e.c. -----	(D)	(D)	(D)	(D)	(D)	(D)	(D)
5047	Medical, dental, and hospital equipment and supplies -----	5 479 537	374 788	37 448	54.1	15	18.5	9.1
5048	Ophthalmic goods -----	(D)	(D)	(D)	(D)	(D)	(D)	(D)
5049	Professional equipment and supplies, n.e.c. -----	(D)	(D)	(D)	(D)	(D)	(D)	(D)
505	Metals and minerals, except petroleum -----	4 112 830	334 892	34 397	50.9	12	20.2	15.2
5051	Metals service centers and offices -----	(D)	(D)	(D)	(D)	(D)	(D)	(D)
5052	Coal and other minerals and ores -----	(D)	(D)	(D)	(D)	(D)	(D)	(D)
506	Electrical goods -----	4 592 536	358 785	35 102	52.8	13	18.5	11.4
5063	Electrical apparatus and equipment, wiring supplies, and construction materials -----	2 667 177	241 532	30 673	55.7	11	22.8	13.2
5064	Electrical appliances, television and radio sets -----	(D)	(D)	(D)	(D)	(D)	(D)	(D)
5065	Electronic parts and equipment, n.e.c. -----	(D)	(D)	(D)	(D)	(D)	(D)	(D)
507	Hardware, and plumbing and heating equipment and supplies -----	2 484 721	247 756	32 364	52.3	10	25.0	16.5
5072	Hardware -----	2 662 394	222 584	31 078	54.0	12	25.9	15.6
5074	Plumbing and heating equipment and supplies (hydronics) -----	2 579 157	254 806	33 545	51.4	10	25.6	17.9
5075	Warm air heating and air-conditioning equipment and supplies -----	2 178 722	281 700	31 930	51.3	8	22.1	14.2
5078	Refrigeration equipment and supplies -----	1 602 387	293 929	30 077	54.1	5	18.9	13.0
508	Machinery, equipment, and supplies -----	2 323 247	248 469	34 779	53.9	9	26.0	16.9
5082	Construction and mining (except petroleum) machinery and equipment -----	(D)	(D)	(D)	(D)	(D)	(D)	(D)
5083	Farm and garden machinery and equipment -----	(D)	(D)	(D)	(D)	(D)	(D)	(D)
5084	Industrial machinery and equipment -----	2 661 587	274 320	37 987	53.4	10	25.9	16.7
5085	Industrial supplies -----	2 347 086	237 962	35 873	54.2	10	27.8	10.6
5087	Service establishment equipment and supplies -----	1 126 252	144 122	26 276	56.3	8	32.4	10.3
5088	Transportation equipment and supplies, except motor vehicles -----	(D)	(D)	(D)	(D)	(D)	(D)	(D)
509	Miscellaneous durable goods -----	3 244 142	355 553	30 187	44.2	9	19.2	13.1
5091	Sporting and recreational goods and supplies -----	4 678 545	362 377	30 799	38.4	13	22.2	18.9
5092	Toys and hobby goods and supplies -----	1 503 410	182 657	20 875	42.5	8	26.9	21.3
5093	Scrap and waste materials -----	(D)	(D)	(D)	(D)	(D)	(D)	(D)
5094	Jewelry, watches, precious stones, and precious metals -----	2 349 146	322 483	33 463	49.9	7	20.8	24.8
5099	Durable goods, n.e.c. -----	(D)	(D)	(D)	(D)	(D)	(D)	(D)
51	Nondurable goods -----	8 823 639	569 902	32 483	41.9	15	13.6	7.8
511	Paper and paper products -----	4 241 009	287 957	30 392	52.2	15	20.2	7.7
5111	Printing and writing paper -----	(D)	(D)	(D)	(D)	(D)	(D)	(D)
5112	Stationery and office supplies -----	(D)	(D)	(D)	(D)	(D)	(D)	(D)
5113	Industrial and personal service paper -----	3 935 079	281 940	35 606	55.1	14	22.9	7.3
512	Drugs, drug proprietaries, and druggists' sundries -----	(D)	(D)	(D)	(D)	(D)	(D)	(D)
5122	Drugs, drug proprietaries, and druggists' sundries -----	(D)	(D)	(D)	(D)	(D)	(D)	(D)
513	Apparel, piece goods, and notions -----	14 146 590	716 598	41 848	27.2	20	21.5	13.1
5131	Piece goods, notions, and other dry goods -----	(D)	(D)	(D)	(D)	(D)	(D)	(D)
5136	Men's and boys' clothing and furnishings -----	5 108 221	204 690	22 807	42.2	25	26.4	20.7
5137	Women's, children's, and infants' clothing and accessories -----	(D)	(D)	(D)	(D)	(D)	(D)	(D)
5139	Footwear -----	37 052 116	1 044 788	54 680	20.1	35	26.0	16.6
514	Groceries and related products -----	8 188 611	543 480	31 052	50.2	15	11.4	4.6
5141	Groceries, general line -----	16 137 111	505 015	31 638	62.7	32	10.0	6.3
5142	Packaged frozen foods -----	(D)	(D)	(D)	(D)	(D)	(D)	(D)
5143	Dairy products, except dried or canned -----	4 979 432	384 377	28 049	47.6	13	15.3	2.7
5144	Poultry and poultry products -----	(D)	(D)	(D)	(D)	(D)	(D)	(D)
5145	Confectionery -----	(D)	(D)	(D)	(D)	(D)	(D)	(D)
5146	Fish and seafoods -----	5 190 390	549 600	31 400	46.6	9	12.3	3.1
5147	Meats and meat products -----	12 848 944	778 989	30 356	48.2	16	8.1	2.2
5148	Fresh fruits and vegetables -----	5 664 831	519 895	35 018	48.1	11	14.0	.7
5149	Groceries and related products, n.e.c. -----	(D)	(D)	(D)	(D)	(D)	(D)	(D)
515	Farm-product raw materials -----	4 008 882	942 180	41 535	42.9	4	10.3	12.3
5153	Grain and field beans -----	1 020 333	235 462	19 718	35.4	4	23.6	8.6
5154	Livestock -----	(D)	(D)	(D)	(D)	(D)	(D)	(D)
5159	Farm-product raw materials, n.e.c. -----	(D)	(D)	(D)	(D)	(D)	(D)	(D)
516	Chemicals and allied products -----	4 463 022	461 899	36 605	43.2	10	18.4	8.7
5162	Plastics materials and basic forms and shapes -----	4 546 841	553 999	34 423	44.0	8	14.1	8.7
5169	Chemicals and allied products, n.e.c. -----	4 416 893	422 140	37 547	42.8	10	20.8	8.7
517	Petroleum and petroleum products -----	35 891 719	2 220 464	33 870	37.9	16	4.0	4.8
5171	Petroleum bulk stations and terminals -----	(D)	(D)	(D)	(D)	(D)	(D)	(D)
5172	Petroleum and petroleum products wholesalers, except bulk stations and terminals -----	(D)	(D)	(D)	(D)	(D)	(D)	(D)
518	Beer, wine, and distilled alcoholic beverages -----	(D)	(D)	(D)	(D)	(D)	(D)	(D)
5181	Beer and ale -----	(D)	(D)	(D)	(D)	(D)	(D)	(D)
5182	Wine and distilled alcoholic beverages -----	(D)	(D)	(D)	(D)	(D)	(D)	(D)

See footnotes at end of table.

Table 2. Selected Ratios for the State: 1992 – Con.

[For meaning of abbreviations and symbols, see introductory text. For explanation of terms and comparability of 1987 and 1992 censuses, see appendix A]

SIC code	Type of operation and kind of business	Sales		Annual payroll		Employees per establishment ¹ (number)	Operating expenses as percent of sales	End-of-1992 inventories as percent of sales
		Per establishment (dollars)	Per employee ¹ (dollars)	Per employee ¹ (dollars)	As percent of operating expenses			
	Merchant wholesalers – Con.							
51	Nondurable goods – Con.							
519	Miscellaneous nondurable goods -----	(D)	(D)	(D)	(D)	(D)	(D)	(D)
5191	Farm supplies -----	1 624 333	239 902	22 462	46.3	7	20.2	7.5
5192	Books, periodicals, and newspapers -----	7 109 570	292 303	23 946	48.4	24	16.9	11.5
5193	Flowers, nursery stock, and florists' supplies -----	(D)	(D)	(D)	(D)	(D)	(D)	(D)
5194	Tobacco and tobacco products -----	(D)	(D)	(D)	(D)	(D)	(D)	(D)
5198	Paints, varnishes, and supplies -----	3 060 083	233 892	28 482	48.6	13	25.1	14.1
5199	Nondurable goods, n.e.c. -----	(D)	(D)	(D)	(D)	(D)	(D)	(D)
	Manufacturers' sales branches and sales offices -----	35 930 630	1 219 896	45 096	51.1	29	7.2	2.6
50	Durable goods -----	35 771 724	1 257 951	48 783	52.8	28	7.3	2.7
501	Motor vehicles and motor vehicle parts and supplies -----	242 182 286	9 957 568	36 564	48.9	24	.8	.4
502	Furniture and homefurnishings -----	17 094 864	1 221 062	44 760	55.0	14	6.7	3.5
503	Lumber and other construction materials -----	8 886 600	725 437	30 198	39.2	12	10.6	4.8
504	Professional and commercial equipment and supplies -----	44 778 185	749 474	51 293	55.0	60	12.4	5.0
505	Metals and minerals, except petroleum -----	14 993 381	917 962	40 548	50.8	16	8.7	8.4
506	Electrical goods -----	18 605 015	854 471	45 581	56.3	22	9.5	1.6
507	Hardware, and plumbing and heating equipment and supplies -----	9 883 250	841 128	34 855	56.5	12	7.3	2.5
508	Machinery, equipment, and supplies -----	10 246 933	863 506	49 334	51.3	12	11.1	2.4
509	Miscellaneous durable goods -----	55 996 667	1 638 927	85 100	35.4	34	14.7	6.2
51	Nondurable goods -----	36 209 683	1 159 065	39 203	47.9	31	7.1	2.4
511	Paper and paper products -----	42 893 000	1 931 722	40 130	55.7	22	3.7	.5
512	Drugs, drug proprietaries, and druggists' sundries -----	85 651 444	821 816	43 985	58.8	104	9.1	1.5
513	Apparel, piece goods, and notions -----	27 770 471	685 193	42 637	30.9	41	20.1	16.5
514	Groceries and related products -----	36 812 452	952 271	33 919	54.9	39	6.5	.4
515	Farm-product raw materials -----	-	-	-	-	-	-	-
516	Chemicals and allied products -----	34 955 100	1 038 476	42 223	49.4	34	8.2	4.1
517	Petroleum and petroleum products -----	(D)	(D)	(D)	(D)	(D)	(D)	(D)
518	Beer, wine, and distilled alcoholic beverages -----	40 278 667	755 225	45 603	34.4	53	17.5	.8
519	Miscellaneous nondurable goods -----	(D)	(D)	(D)	(D)	(D)	(D)	(D)
	Agents, brokers, and commission merchants ----	9 091 881	1 455 796	38 348	53.8	6	4.9	.2
50	Durable goods -----	6 165 184	1 151 429	37 132	54.0	5	6.0	.3
501	Motor vehicles and motor vehicle parts and supplies -----	11 649 346	516 865	15 118	49.1	23	6.0	.7
502	Furniture and homefurnishings -----	6 595 640	1 773 450	38 891	46.4	4	4.7	.1
503	Lumber and other construction materials -----	5 194 469	1 524 982	40 761	53.7	3	5.0	.2
504	Professional and commercial equipment and supplies -----	5 606 000	979 361	44 889	56.4	6	8.1	.2
505	Metals and minerals, except petroleum -----	4 805 739	1 454 368	38 395	50.6	3	5.2	.1
506	Electrical goods -----	7 565 739	1 601 507	46 795	57.9	5	5.0	.1
507	Hardware, and plumbing and heating equipment and supplies -----	5 238 560	1 032 955	43 754	54.6	5	7.8	1.6
508	Machinery, equipment, and supplies -----	3 601 685	995 202	40 044	51.7	4	7.8	.6
509	Miscellaneous durable goods -----	7 023 413	910 767	24 873	51.0	8	5.4	.1
51	Nondurable goods -----	15 295 655	1 880 505	40 045	53.6	8	4.0	.1
511	Paper and paper products -----	5 523 099	1 264 968	44 174	53.5	4	6.5	.3
512	Drugs, drug proprietaries, and druggists' sundries -----	(D)	(D)	(D)	(D)	(D)	(D)	(D)
513	Apparel, piece goods, and notions -----	6 068 210	1 872 904	72 003	53.9	3	7.1	-
514	Groceries and related products -----	37 500 141	2 094 249	35 302	53.5	18	3.2	.1
515	Farm-product raw materials -----	4 488 273	1 234 275	22 475	49.6	4	3.7	.3
516	Chemicals and allied products -----	2 790 737	1 433 081	34 486	56.0	2	4.3	.1
517	Petroleum and petroleum products -----	(D)	(D)	(D)	(D)	(D)	(D)	(D)
518	Beer, wine, and distilled alcoholic beverages -----	(D)	(D)	(D)	(D)	(D)	(D)	(D)
519	Miscellaneous nondurable goods -----	(D)	(D)	(D)	(D)	(D)	(D)	(D)

¹Based on number of employees for pay period including March 12.

Table 3. Comparative Statistics for the State: 1992 and 1987

[For meaning of abbreviations and symbols, see introductory text. For explanation of terms and comparability of 1987 and 1992 censuses, see appendix A]

SIC code	Type of operation and kind of business	Establishments		Sales			Annual payroll			Paid employees for pay period including March 12	
		1992 (number)	1987 (number)	1992 (\$1,000)	1987 (\$1,000)	Percent change 1987 to 1992	1992 (\$1,000)	1987 (\$1,000)	Percent change 1987 to 1992	1992 (number)	1987 (number)
	Wholesale trade -----	10 950	11 087	86 657 382	74 697 629	16.0	5 034 884	4 389 944	14.7	141 497	160 791
50	Durable goods -----	7 312	7 458	43 940 110	38 672 074	13.6	3 073 585	2 774 792	10.8	83 779	98 804
501	Motor vehicles and motor vehicle parts and supplies ---	1 011	1 009	9 668 727	10 677 966	-9.5	250 691	231 328	8.4	9 588	10 950
5012	Automobiles and other motor vehicles -----	122	142	7 818 096	9 160 959	-14.7	55 139	65 317	-15.6	1 826	2 462
5013	Motor vehicle supplies and new parts -----	672	659	1 582 507	1 225 168	29.2	158 761	130 712	21.5	6 252	6 701
5014	Tires and tubes -----	59	65	162 591	212 181	-23.4	16 376	20 500	-20.1	559	872
5015	Motor vehicle parts, used -----	158	143	105 533	79 658	32.5	20 415	14 799	37.9	951	915
502	Furniture and homefurnishings -----	415	422	1 614 339	1 941 634	-16.9	112 207	133 740	-16.1	3 403	4 685
5021	Furniture -----	171	219	708 412	971 538	-27.1	53 858	71 169	-24.3	1 428	2 312
5023	Homefurnishings -----	244	203	905 927	970 096	-6.6	58 349	62 571	-6.7	1 975	2 373
503	Lumber and other construction materials -----	435	498	1 979 564	2 691 604	-26.5	149 607	204 259	-26.8	4 506	7 024
5031	Lumber, plywood, millwork, and wood panels -----	195	210	1 236 467	1 668 857	-25.9	88 318	118 442	-25.4	2 607	3 894
5032	Brick, stone, and related construction materials -----	89	105	194 136	252 396	-23.1	22 368	27 025	-17.2	678	966
5033	Roofing, siding, and insulation materials -----	64	81	372 969	483 422	-22.8	19 348	27 115	-28.6	548	999
5039	Construction materials, n.e.c. -----	87	102	175 992	286 929	-38.7	19 573	31 677	-38.2	673	1 165
504	Professional and commercial equipment and supplies ---	1 378	1 343	12 101 430	6 462 579	87.3	1 086 990	854 358	27.2	25 273	27 545
5043	Photographic equipment and supplies -----	47	63	1 168 854	311 193	275.6	38 044	30 309	25.5	1 056	1 063
5044	Office equipment -----	197	283	1 279 294	1 185 059	8.0	188 118	203 855	-7.7	5 120	7 009
5045	Computers and computer peripheral equipment and software -----	600	451	6 587 687	3 267 129	101.6	578 478	408 392	41.6	11 884	11 699
5046	Commercial equipment, n.e.c. -----	130	162	(D)	368 526	(D)	(D)	49 950	(D)	FF	1 905
5047	Medical, dental, and hospital equipment and supplies -	258	216	2 168 743	845 128	156.6	160 102	100 195	59.8	4 008	3 378
5048	Ophthalmic goods -----	48	54	(D)	79 952	(D)	(D)	13 406	(D)	FF	653
5049	Professional equipment and supplies, n.e.c. -----	98	114	493 297	405 592	21.6	71 793	48 251	48.8	1 681	1 838
505	Metals and minerals, except petroleum -----	197	225	1 054 656	1 194 088	-11.7	81 458	75 525	7.9	2 298	2 662
5051	Metals service centers and offices -----	191	220	(D)	(D)	(D)	(D)	(D)	(D)	GG	HH
5052	Coal and other minerals and ores -----	6	5	(D)	(D)	(D)	(D)	(D)	(D)	BB	AA
506	Electrical goods -----	1 174	1 119	8 087 353	7 777 835	4.0	542 331	506 937	7.0	14 149	16 541
5063	Electrical apparatus and equipment, wiring supplies, and construction materials -----	487	458	1 962 200	2 237 054	-12.3	167 398	168 575	-7	5 032	6 233
5064	Electrical appliances, television and radio sets -----	98	95	1 380 595	1 841 743	-25.0	51 606	54 237	-4.9	1 203	1 766
5065	Electronic parts and equipment, n.e.c. -----	589	566	4 744 558	3 699 038	28.3	323 327	284 125	13.8	7 914	8 542
507	Hardware, and plumbing and heating equipment and supplies -----	627	621	1 966 807	1 953 103	.7	196 923	192 848	2.1	5 913	7 199
5072	Hardware -----	192	177	635 703	489 761	29.8	65 777	58 324	12.8	2 038	2 238
5074	Plumbing and heating equipment and supplies (hydronics) -----	300	285	1 037 930	1 150 386	-9.8	98 702	99 395	-7	2 902	3 728
5075	Warm air heating and air-conditioning equipment and supplies -----	97	111	227 718	251 379	-9.4	26 657	29 182	-8.7	786	942
5078	Refrigeration equipment and supplies -----	38	48	65 456	61 577	6.3	5 787	5 947	-2.7	187	291
508	Machinery, equipment, and supplies -----	1 323	1 383	4 001 565	3 723 441	7.5	423 363	409 643	3.3	11 634	15 086
5082	Construction and mining (except petroleum) machinery and equipment -----	73	83	230 813	477 826	-51.7	29 226	40 146	-27.2	829	1 228
5083	Farm and garden machinery and equipment -----	76	68	102 849	192 967	-46.7	12 528	17 077	-26.6	516	667
5084	Industrial machinery and equipment -----	652	640	2 113 665	1 709 244	23.7	228 103	197 570	15.5	5 747	6 994
5085	Industrial supplies -----	311	353	1 189 926	993 433	19.8	108 592	107 289	1.2	2 906	4 061
5087	Service establishment equipment and supplies -----	164	176	220 891	252 701	-12.6	36 050	33 175	8.7	1 327	1 534
5088	Transportation equipment and supplies, except motor vehicles -----	47	63	143 421	97 270	47.4	8 864	14 386	-38.4	309	602
509	Miscellaneous durable goods -----	752	838	3 465 669	2 249 824	54.0	230 015	166 154	38.4	7 015	7 112
5091	Sporting and recreational goods and supplies -----	137	158	1 001 121	833 568	20.1	80 621	53 741	50.0	2 224	2 095
5092	Toys and hobby goods and supplies -----	55	54	250 617	163 066	53.7	10 065	6 711	50.0	373	278
5093	Scrap and waste materials -----	233	255	539 067	404 289	33.3	60 627	49 087	23.5	2 324	2 350
5094	Jewelry, watches, precious stones, and precious metals -----	134	163	359 720	438 015	-17.9	33 511	32 417	3.4	1 008	1 335
5099	Durable goods, n.e.c. -----	193	208	1 315 144	410 886	220.1	45 191	24 198	86.8	1 176	1 054
51	Nondurable goods -----	3 638	3 629	42 717 272	36 025 555	18.6	1 961 299	1 615 152	21.4	57 718	61 987
511	Paper and paper products -----	545	511	4 103 066	3 523 734	16.4	245 374	210 723	16.4	7 620	7 822
5111	Printing and writing paper -----	71	76	1 084 794	1 018 064	6.6	37 985	37 459	1.4	896	1 136
5112	Stationery and office supplies -----	294	244	995 718	718 777	38.5	108 092	76 807	40.7	4 056	3 454
5113	Industrial and personal service paper -----	180	191	2 022 554	1 786 893	13.2	99 297	96 457	2.9	2 668	3 232
512	Drugs, drug proprietaries, and druggists' sundries -----	118	92	3 053 749	1 514 603	101.6	127 704	75 493	69.2	3 925	3 151
5122	Drugs, drug proprietaries, and druggists' sundries -----	118	92	3 053 749	1 514 603	101.6	127 704	75 493	69.2	3 925	3 151
513	Apparel, piece goods, and notions -----	434	469	5 563 388	3 013 776	84.6	314 588	248 772	26.5	7 271	8 351
5131	Piece goods, notions, and other dry goods -----	100	138	572 464	537 707	6.5	42 579	40 899	4.1	1 318	1 785
5136	Men's and boys' clothing and furnishings -----	93	83	605 688	340 780	77.7	45 245	22 080	104.9	1 884	819
5137	Women's, children's, and infants' clothing and accessories -----	145	124	1 339 384	627 661	113.4	64 669	60 586	6.7	1 281	2 706
5139	Footwear -----	96	124	3 045 852	1 507 628	102.0	162 095	125 207	29.5	2 788	3 041
514	Groceries and related products -----	1 201	1 202	15 675 938	12 749 735	23.0	644 484	563 077	14.5	20 181	21 993
5141	Groceries, general line -----	135	118	2 821 391	2 245 238	25.7	130 332	114 494	13.8	4 029	4 180
5142	Packaged frozen foods -----	106	90	2 030 269	1 739 030	16.7	71 209	77 344	-7.9	1 954	2 680
5143	Dairy products, except dried or canned -----	55	62	535 721	542 474	-1.2	21 761	25 414	-14.4	753	1 135
5144	Poultry and poultry products -----	27	31	(D)	209 005	(D)	(D)	9 046	(D)	EE	401
5145	Confectionery -----	59	62	481 564	340 427	41.5	26 581	14 389	84.7	982	774

MA-22 MASSACHUSETTS

WHOLESALE TRADE—GEOGRAPHIC AREA SERIES

Table 3. **Comparative Statistics for the State: 1992 and 1987** — Con.

[For meaning of abbreviations and symbols, see introductory text. For explanation of terms and comparability of 1987 and 1992 censuses, see appendix A]

SIC code	Type of operation and kind of business	Establishments		Sales			Annual payroll			Paid employees for pay period including March 12	
		1992 (number)	1987 (number)	1992 (\$1,000)	1987 (\$1,000)	Percent change 1987 to 1992	1992 (\$1,000)	1987 (\$1,000)	Percent change 1987 to 1992	1992 (number)	1987 (number)
Wholesale trade —Con.											
51	Nondurable goods —Con.										
514	Groceries and related products —Con.										
5146	Fish and seafoods	233	198	1 254 927	1 115 984	12.5	67 625	56 247	20.2	2 138	2 416
5147	Meats and meat products	98	147	1 395 407	2 113 060	-34.0	48 579	59 316	-18.1	1 580	2 327
5148	Fresh fruits and vegetables	165	163	1 015 186	885 566	14.6	61 584	53 737	14.6	1 741	2 019
5149	Groceries and related products, n.e.c.	323	331	(D)	3 558 951	(D)	(D)	153 090	(D)	II	6 061
515	Farm-product raw materials	62	62	253 824	329 392	-22.9	9 912	7 552	31.3	257	285
5153	Grain and field beans	9	6	9 183	8 182	12.2	769	459	67.5	39	38
5154	Livestock	9	10	21 899	17 311	26.5	577	314	83.8	43	33
5159	Farm-product raw materials, n.e.c.	44	46	222 742	303 899	-26.7	8 566	6 779	26.4	175	214
516	Chemicals and allied products	300	297	2 831 737	1 797 216	57.6	154 040	113 494	35.7	3 952	3 983
5162	Plastics materials and basic forms and shapes	104	76	1 108 666	730 611	51.7	36 861	30 000	22.9	1 040	1 198
5169	Chemicals and allied products, n.e.c.	196	221	1 723 071	1 066 605	61.5	117 179	83 494	40.3	2 912	2 785
517	Petroleum and petroleum products	148	161	6 501 146	8 910 355	-27.0	95 697	81 282	17.7	2 547	2 603
5171	Petroleum bulk stations and terminals	86	91	(D)	5 887 786	(D)	(D)	55 244	(D)	GG	1 855
5172	Petroleum and petroleum products wholesalers, except bulk stations and terminals	62	70	2 212 481	3 022 569	-26.8	31 764	26 038	22.0	630	748
518	Beer, wine, and distilled alcoholic beverages	80	80	1 471 270	1 360 419	8.1	138 626	117 466	18.0	3 274	3 877
5181	Beer and ale	33	31	757 809	516 943	46.6	79 014	57 266	38.0	1 870	1 654
5182	Wine and distilled alcoholic beverages	47	49	713 461	843 476	-15.4	59 612	60 200	-1.0	1 404	2 223
519	Miscellaneous nondurable goods	750	755	3 263 154	2 826 325	15.5	230 874	197 293	17.0	8 691	9 922
5191	Farm supplies	108	120	168 786	217 945	-22.6	15 730	16 539	-4.9	720	904
5192	Books, periodicals, and newspapers	148	128	1 305 775	804 016	62.4	86 751	63 057	37.6	3 161	3 269
5193	Flowers, nursery stock, and florists' supplies	91	67	152 807	131 158	16.5	22 108	17 001	30.0	1 001	946
5194	Tobacco and tobacco products	31	42	815 739	701 524	16.3	26 727	22 531	18.6	1 058	1 231
5198	Paints, varnishes, and supplies	68	83	215 576	221 016	-2.5	22 086	20 764	6.4	745	1 079
5199	Nondurable goods, n.e.c.	304	315	604 471	750 666	-19.5	57 472	57 401	.1	2 006	2 493
	Merchant wholesalers	8 830	8 963	46 153 144	42 673 418	8.2	3 665 946	3 242 014	13.1	109 899	126 745
50	Durable goods	5 905	6 048	20 344 000	19 458 373	4.6	2 194 895	1 994 053	10.1	64 612	76 738
501	Motor vehicles and motor vehicle parts and supplies	957	939	2 584 740	3 568 306	-27.6	216 932	203 405	6.7	8 321	9 969
5012	Automobiles and other motor vehicles	109	120	(D)	2 408 739	(D)	(D)	49 695	(D)	GG	1 888
5013	Motor vehicle supplies and new parts	634	615	(D)	(D)	(D)	(D)	(D)	(D)	II	II
5014	Tires and tubes	56	61	(D)	(D)	(D)	(D)	(D)	(D)	FF	FF
5015	Motor vehicle parts, used	158	143	105 533	79 658	32.5	20 415	14 799	37.9	951	915
502	Furniture and homefurnishings	304	304	651 240	835 228	-22.0	85 548	96 327	-11.2	2 764	3 468
5021	Furniture	119	159	279 497	512 026	-45.4	39 189	59 014	-33.6	1 127	1 993
5023	Homefurnishings	185	145	371 743	323 202	15.0	46 359	37 313	24.2	1 637	1 475
503	Lumber and other construction materials	363	432	1 457 877	2 179 222	-33.1	130 367	189 431	-31.2	3 907	6 529
5031	Lumber, plywood, millwork, and wood panels	168	178	1 046 372	1 462 102	-28.4	82 353	110 492	-25.5	2 429	3 626
5032	Brick, stone, and related construction materials	81	99	(D)	214 565	(D)	(D)	25 739	(D)	FF	921
5033	Roofing, siding, and insulation materials	42	66	124 135	280 261	-55.7	12 181	22 855	-46.7	322	864
5039	Construction materials, n.e.c.	72	89	(D)	222 294	(D)	(D)	30 345	(D)	FF	1 118
504	Professional and commercial equipment and supplies	1 132	1 073	5 629 970	3 364 878	67.3	658 792	467 935	40.8	16 842	16 778
5043	Photographic equipment and supplies	41	54	(D)	(D)	(D)	(D)	(D)	(D)	FF	FF
5044	Office equipment	160	239	754 181	638 553	18.1	122 210	100 313	21.8	3 666	3 785
5045	Computers and computer peripheral equipment and software	481	318	2 755 989	1 389 695	98.3	290 901	187 217	55.4	6 536	5 986
5046	Commercial equipment, n.e.c.	113	139	(D)	273 744	(D)	(D)	41 155	(D)	FF	1 560
5047	Medical, dental, and hospital equipment and supplies	216	180	1 183 580	513 369	130.6	118 261	73 820	60.2	3 158	2 580
5048	Ophthalmic goods	42	52	(D)	(D)	(D)	(D)	(D)	(D)	FF	FF
5049	Professional equipment and supplies, n.e.c.	79	91	(D)	324 732	(D)	(D)	39 482	(D)	GG	1 651
505	Metals and minerals, except petroleum	153	173	629 263	671 288	-6.3	64 632	65 916	-1.9	1 879	2 376
5051	Metals service centers and offices	148	169	(D)	666 509	(D)	(D)	65 552	(D)	GG	2 362
5052	Coal and other minerals and ores	5	4	(D)	4 779	(D)	(D)	364	(D)	BB	14
506	Electrical goods	776	751	3 563 808	3 383 164	5.3	348 666	337 379	3.3	9 933	12 229
5063	Electrical apparatus and equipment, wiring supplies, and construction materials	351	326	936 179	1 065 217	-12.1	118 888	131 450	-9.6	3 876	5 091
5064	Electrical appliances, television and radio sets	64	56	(D)	858 530	(D)	(D)	38 719	(D)	FF	1 394
5065	Electronic parts and equipment, n.e.c.	361	369	(D)	1 459 417	(D)	(D)	167 210	(D)	II	5 744
507	Hardware, and plumbing and heating equipment and supplies	519	518	1 289 570	1 366 664	-5.6	168 455	164 562	2.4	5 205	6 427
5072	Hardware	155	154	412 671	391 244	5.5	57 619	53 328	8.0	1 854	2 091
5074	Plumbing and heating equipment and supplies (hydronics)	254	243	655 106	756 258	-13.4	86 244	85 238	1.2	2 571	3 343
5075	Warm air heating and air-conditioning equipment and supplies	79	78	172 119	168 721	2.0	19 509	20 518	-4.9	611	721
5078	Refrigeration equipment and supplies	31	43	49 674	50 441	-1.5	5 083	5 478	-7.2	169	272
508	Machinery, equipment, and supplies	1 065	1 151	2 474 258	2 656 934	-6.9	346 327	338 563	2.3	9 958	12 972
5082	Construction and mining (except petroleum) machinery and equipment	62	75	(D)	438 282	(D)	(D)	37 259	(D)	FF	1 166
5083	Farm and garden machinery and equipment	73	64	(D)	182 994	(D)	(D)	16 568	(D)	FF	646
5084	Industrial machinery and equipment	484	488	1 288 208	1 146 666	12.3	178 387	153 275	16.4	4 696	5 646
5085	Industrial supplies	256	309	600 854	603 061	-4	90 580	87 261	3.8	2 525	3 521
5087	Service establishment equipment and supplies	151	159	170 064	200 661	-15.2	31 006	30 304	2.3	1 180	1 411
5088	Transportation equipment and supplies, except motor vehicles	39	56	(D)	85 270	(D)	(D)	13 896	(D)	EE	582
509	Miscellaneous durable goods	636	707	2 063 274	1 432 689	44.0	175 176	130 535	34.2	5 803	5 990
5091	Sporting and recreational goods and supplies	112	119	523 997	354 404	47.9	44 536	30 681	45.2	1 446	1 411
5092	Toys and hobby goods and supplies	39	41	58 633	46 599	25.8	6 701	3 884	72.5	321	1 489
5093	Scrap and waste materials	227	245	(D)	380 105	(D)	(D)	48 273	(D)	GG	2 303
5094	Jewelry, watches, precious stones, and precious metals	123	148	288 945	388 731	-25.7	29 983	28 851	3.9	896	1 233
5099	Durable goods, n.e.c.	135	154	(D)	262 850	(D)	(D)	18 846	(D)	FF	854

WHOLESALE TRADE—GEOGRAPHIC AREA SERIES

MASSACHUSETTS MA-23

Table 3. Comparative Statistics for the State: 1992 and 1987 — Con.

[For meaning of abbreviations and symbols, see introductory text. For explanation of terms and comparability of 1987 and 1992 censuses, see appendix A]

SIC code	Type of operation and kind of business	Establishments		Sales			Annual payroll			Paid employees for pay period including March 12	
		1992 (number)	1987 (number)	1992 (\$1,000)	1987 (\$1,000)	Percent change 1987 to 1992	1992 (\$1,000)	1987 (\$1,000)	Percent change 1987 to 1992	1992 (number)	1987 (number)
	Merchant wholesalers — Con.										
51	Nondurable goods -----	2 925	2 915	25 809 144	23 215 045	11.2	1 471 051	1 247 961	17.9	45 287	50 007
511	Paper and paper products -----	430	406	1 823 634	1 657 009	10.1	192 473	167 542	14.9	6 333	6 489
5111	Printing and writing paper -----	56	60	(D)	611 894	(D)	(D)	34 695	(D)	FF	1 062
5112	Stationery and office supplies -----	234	190	(D)	367 905	(D)	(D)	53 956	(D)	HH	2 660
5113	Industrial and personal service paper -----	140	156	550 911	677 210	-18.6	69 574	78 891	-11.8	1 954	2 767
512	Drugs, drug proprietaries, and druggists' sundries -----	96	65	(D)	938 593	(D)	(D)	53 147	(D)	HH	2 531
5122	Drugs, drug proprietaries, and druggists' sundries -----	96	65	(D)	938 593	(D)	(D)	53 147	(D)	HH	2 531
513	Apparel, piece goods, and notions -----	317	361	4 484 469	1 982 329	126.2	261 882	204 062	28.3	6 258	6 994
5131	Fabric goods, notions, and other dry goods -----	75	115	(D)	415 597	(D)	(D)	37 642	(D)	FF	1 703
5136	Men's and boys' clothing and furnishings -----	68	60	347 359	156 592	121.8	38 703	15 856	144.1	1 697	613
5137	Women's, children's, and infants' clothing and accessories -----	105	91	(D)	445 935	(D)	(D)	53 711	(D)	GG	2 483
5139	Footwear -----	69	95	2 556 596	964 205	165.2	133 801	96 853	38.1	2 447	2 195
514	Groceries and related products -----	1 000	985	8 188 611	7 505 894	9.1	467 853	408 871	14.4	15 067	16 618
5141	Groceries, general line -----	108	99	1 742 808	1 440 965	20.9	109 184	98 806	10.5	3 451	3 608
5142	Packaged frozen foods -----	84	67	(D)	1 300 529	(D)	(D)	62 701	(D)	GG	2 232
5143	Dairy products, except dried or canned -----	44	49	219 095	263 560	-16.9	15 988	17 556	-8.9	570	835
5144	Poultry and poultry products -----	22	28	(D)	(D)	(D)	(D)	(D)	(D)	EE	EE
5145	Confectionery -----	43	40	(D)	(D)	(D)	(D)	(D)	(D)	FF	EE
5146	Fish and seafoods -----	223	187	1 157 457	1 005 410	15.1	66 128	51 735	27.8	2 106	2 296
5147	Meats and meat products -----	89	133	1 143 556	1 809 187	-36.8	44 563	54 617	-18.4	1 468	2 178
5148	Fresh fruits and vegetables -----	154	151	872 384	740 963	17.7	58 760	47 350	24.1	1 678	1 884
5149	Groceries and related products, n.e.c. -----	233	231	(D)	691 697	(D)	(D)	58 318	(D)	HH	2 761
515	Farm-product raw materials -----	51	49	204 453	251 110	-18.6	9 013	6 708	34.4	217	238
5153	Grain and field beans -----	9	6	9 183	8 182	12.2	769	459	67.5	39	38
5154	Livestock -----	6	8	(D)	(D)	(D)	(D)	(D)	(D)	BB	AA
5159	Farm-product raw materials, n.e.c. -----	36	35	(D)	(D)	(D)	(D)	(D)	(D)	CC	CC
516	Chemicals and allied products -----	231	231	1 030 958	926 377	11.3	81 702	86 938	-6.0	2 232	3 136
5162	Plastics materials and basic forms and shapes -----	82	56	372 841	324 276	15.0	23 167	24 504	-5.5	673	1 032
5169	Chemicals and allied products, n.e.c. -----	149	175	658 117	602 101	9.3	58 535	62 434	-6.2	1 559	2 104
517	Petroleum and petroleum products -----	128	134	4 594 140	6 704 281	-31.5	70 077	55 813	25.6	2 069	2 019
5171	Petroleum bulk stations and terminals -----	73	68	(D)	(D)	(D)	(D)	(D)	(D)	GG	GG
5172	Petroleum and petroleum products wholesalers, except bulk stations and terminals -----	55	66	(D)	(D)	(D)	(D)	(D)	(D)	FF	FF
518	Beer, wine, and distilled alcoholic beverages -----	70	74	(D)	1 140 285	(D)	(D)	104 739	(D)	HH	3 548
5181	Beer and ale -----	32	29	(D)	(D)	(D)	(D)	(D)	(D)	GG	GG
5182	Wine and distilled alcoholic beverages -----	38	45	(D)	(D)	(D)	(D)	(D)	(D)	GG	GG
519	Miscellaneous nondurable goods -----	602	610	(D)	2 109 167	(D)	(D)	160 141	(D)	II	8 434
5191	Farm supplies -----	96	107	155 936	173 492	-10.1	14 600	14 358	1.7	650	805
5192	Books, periodicals, and newspapers -----	93	82	661 190	510 232	29.6	54 166	44 867	20.7	2 262	2 541
5193	Flowers, nursery stock, and florists' supplies -----	86	66	(D)	(D)	(D)	(D)	(D)	(D)	FF	FF
5194	Tobacco and tobacco products -----	29	40	(D)	(D)	(D)	(D)	(D)	(D)	GG	GG
5198	Paints, varnishes, and supplies -----	48	62	146 884	363 039	-13.3	17 887	5 913	135.2	628	FF
5199	Nondurable goods, n.e.c. -----	250	253	(D)	511 918	(D)	(D)	48 036	(D)	GG	2 138
	Manufacturers' sales branches and sales offices -----	791	799	28 421 128	23 234 035	22.3	1 050 652	876 051	19.9	23 298	26 028
50	Durable goods -----	504	493	18 028 949	14 439 832	24.9	699 159	615 841	13.5	14 332	17 265
501	Motor vehicles and motor vehicle parts and supplies -----	28	36	6 781 104	6 795 081	-2	24 900	19 299	29.0	681	595
502	Furniture and home furnishings -----	22	24	376 087	455 088	-17.4	13 786	21 088	-34.6	308	787
503	Lumber and other construction materials -----	40	25	355 464	370 492	-4.1	14 797	10 825	36.7	490	380
504	Professional and commercial equipment and supplies -----	130	152	5 821 164	2 653 390	119.4	398 392	360 299	10.6	7 767	9 966
505	Metals and minerals, except petroleum -----	21	21	314 861	363 039	-13.3	13 908	5 913	135.2	343	183
506	Electrical goods -----	137	107	2 548 887	2 423 925	5.2	135 967	112 534	20.8	2 983	2 873
507	Hardware, and plumbing and heating equipment and supplies -----	24	25	237 198	249 167	-4.8	9 829	9 895	-7	282	301
508	Machinery, equipment, and supplies -----	90	89	922 224	719 608	28.2	52 689	53 042	-7	1 068	1 476
509	Miscellaneous durable goods -----	12	14	671 960	410 042	63.9	34 891	22 946	52.1	410	704
51	Nondurable goods -----	287	306	10 392 179	8 794 203	18.2	351 493	260 210	35.1	8 966	8 763
511	Paper and paper products -----	44	57	1 887 292	1 681 742	12.2	39 207	35 359	10.9	977	1 128
512	Drugs, drug proprietaries, and druggists' sundries -----	9	11	770 863	457 971	68.3	41 258	18 606	121.7	938	479
513	Apparel, piece goods, and notions -----	17	22	472 098	472 812	-2	29 377	29 666	-1.0	689	990
514	Groceries and related products -----	73	85	2 687 309	2 743 781	-2.1	95 719	97 068	-1.4	2 822	3 584
515	Farm-product raw materials -----	—	—	—	—	—	—	—	—	—	—
516	Chemicals and allied products -----	50	38	1 747 755	708 455	146.7	71 062	21 703	227.4	1 683	651
517	Petroleum and petroleum products -----	17	24	(D)	(D)	(D)	(D)	(D)	(D)	EE	FF
518	Beer, wine, and distilled alcoholic beverages -----	6	4	241 672	(D)	(D)	14 593	(D)	(D)	320	EE
519	Miscellaneous nondurable goods -----	71	65	(D)	(D)	(D)	(D)	(D)	(D)	GG	GG
	Agents, brokers, and commission merchants -----	1 329	1 325	12 083 110	8 790 176	37.5	318 286	271 879	17.1	8 300	8 018
50	Durable goods -----	903	917	5 567 161	4 773 869	16.6	179 531	164 898	8.9	4 835	4 801
501	Motor vehicles and motor vehicle parts and supplies -----	26	34	302 883	314 579	-3.7	8 859	8 624	2.7	586	386
502	Furniture and home furnishings -----	89	94	587 012	651 318	-9.9	12 873	16 325	-21.1	331	430
503	Lumber and other construction materials -----	32	41	166 223	141 890	17.1	4 443	4 003	11.0	109	115
504	Professional and commercial equipment and supplies -----	116	118	650 296	444 311	46.4	29 806	26 124	14.1	664	801
505	Metals and minerals, except petroleum -----	23	31	110 532	159 761	-30.8	2 918	3 696	-21.0	76	103
506	Electrical goods -----	261	261	1 974 658	1 970 746	.2	57 698	57 024	1.2	1 233	1 439

Table 3. Comparative Statistics for the State: 1992 and 1987 — Con.

[For meaning of abbreviations and symbols, see introductory text. For explanation of terms and comparability of 1987 and 1992 censuses, see appendix A]

SIC code	Type of operation and kind of business	Establishments		Sales			Annual payroll			Paid employees for pay period including March 12	
		1992 (number)	1987 (number)	1992 (\$1,000)	1987 (\$1,000)	Percent change 1987 to 1992	1992 (\$1,000)	1987 (\$1,000)	Percent change 1987 to 1992	1992 (number)	1987 (number)
	Agents, brokers, and commission merchants — Con.										
50	Durable goods — Con.										
507	Hardware, and plumbing and heating equipment and supplies	84	78	440 039	337 272	30.5	18 639	18 391	1.3	426	471
508	Machinery, equipment, and supplies	168	143	605 083	346 899	74.4	24 347	18 038	35.0	608	638
509	Miscellaneous durable goods	104	117	730 435	407 093	79.4	19 948	12 673	57.4	802	418
51	Nondurable goods	426	408	6 515 949	4 016 307	62.2	138 755	106 981	29.7	3 465	3 217
511	Paper and paper products	71	48	392 140	184 983	112.0	13 694	7 822	75.1	310	205
512	Drugs, drug proprietaries, and druggists' sundries	13	16	(D)	118 039	(D)	(D)	3 740	(D)	CC	141
513	Apparel, piece goods, and notions	100	86	606 821	558 635	8.6	23 329	15 044	55.1	324	367
514	Groceries and related products	128	132	4 800 018	2 500 060	92.0	80 912	57 138	41.6	2 292	1 791
515	Farm-product raw materials	11	13	49 371	78 282	-36.9	899	844	6.5	40	47
516	Chemicals and allied products	19	28	53 024	162 384	-67.3	1 276	4 853	-73.7	37	196
517	Petroleum and petroleum products	3	3	(D)	(D)	(D)	(D)	(D)	(D)	BB	BB
518	Beer, wine, and distilled alcoholic beverages	4	2	(D)	(D)	(D)	(D)	(D)	(D)	AA	AA
519	Miscellaneous nondurable goods	77	80	(D)	(D)	(D)	(D)	(D)	(D)	CC	EE

Table 4. Summary Statistics for Counties and for Places With 2,500 Inhabitants or More: 1992

[For meaning of abbreviations and symbols, see introductory text. For explanation of terms and comparability of 1987 and 1992 censuses, see appendix A. For information on geographic areas followed by ▲, see appendix F]

Geographic area	Estab-lish-ments (number)	Sales (\$1,000)	Annual payroll (\$1,000)	Paid employees for pay period including March 12 (number)	Merchant wholesalers			Other operating types		
					Estab-lish-ments (number)	Sales (\$1,000)	Annual payroll (\$1,000)	Paid employees for pay period including March 12 (number)	Estab-lish-ments (number)	Sales (\$1,000)
Massachusetts	10 950	86 657 382	5 034 884	141 497	8 830	46 153 144	3 665 946	109 899	2 120	40 504 238
Barnstable County	254	353 423	38 282	1 470	229	301 935	35 151	1 386	25	51 488
Barnstable	71	93 274	11 441	497	63	85 321	10 884	481	8	7 953
Bourne town	27	46 429	4 485	161	24	34 348	3 392	128	3	12 081
Dennis town	13	(D)	(D)	BB	13	(D)	(D)	BB	-	-
Falmouth town	23	13 708	2 451	95	22	(D)	(D)	BB	1	(D)
Harwich town	12	11 980	1 280	56	9	9 565	1 201	50	3	2 415
Sandwich town	17	44 257	4 988	147	14	39 006	4 843	141	3	5 251
Yarmouth	34	42 532	4 605	177	32	(D)	(D)	CC	2	(D)
Balance of county	57	(D)	(D)	EE	52	(D)	(D)	EE	5	(D)
Berkshire County	159	701 623	34 701	1 402	143	(D)	(D)	GG	16	(D)
North Adams	22	29 172	3 441	159	21	(D)	(D)	CC	1	(D)
Pittsfield	68	547 624	17 435	677	59	(D)	(D)	FF	9	(D)
Balance of county	69	124 827	13 825	566	63	(D)	(D)	FF	6	(D)
Bristol County	772	5 985 560	350 630	10 612	673	3 309 268	251 495	8 567	99	2 676 292
Attleboro	44	141 204	12 112	400	38	89 393	9 180	309	6	51 811
Dartmouth town	40	124 752	9 353	370	33	(D)	(D)	EE	7	(D)
Easton town	54	246 468	19 716	683	40	159 943	15 246	543	14	86 525
Fairhaven town	25	283 928	30 114	328	24	(D)	(D)	CC	1	(D)
Fall River	106	402 902	31 653	1 273	98	181 888	25 176	1 040	8	221 014
Mansfield town	48	2 691 294	65 907	1 765	31	982 616	30 641	909	17	1 708 678
New Bedford	174	621 995	51 729	1 900	161	524 251	45 792	1 691	13	97 744
North Attleborough town	49	273 058	18 877	449	42	106 589	9 260	339	7	166 469
Norton town	15	501 600	42 340	1 099	10	(D)	(D)	GG	5	(D)
Seekonk town	42	95 051	8 460	338	34	75 337	7 183	300	8	19 714
Somerset town	14	33 274	4 123	183	14	33 274	4 123	183	-	-
Swansea town	15	19 769	2 433	89	14	(D)	(D)	BB	1	(D)
Taunton	63	432 116	39 187	1 162	57	393 988	36 011	1 073	6	38 128
Westport town	19	24 657	2 767	121	17	(D)	(D)	CC	2	(D)
Balance of county	64	93 492	11 859	452	60	(D)	(D)	EE	4	(D)
Dukes County	28	40 508	2 266	88	26	(D)	(D)	BB	2	(D)
Essex County	1 171	7 307 082	476 245	13 507	980	5 816 189	413 540	11 985	191	1 490 893
Amesbury town	17	19 401	2 412	93	16	(D)	(D)	BB	1	(D)
Andover town	73	1 759 071	71 126	1 596	48	1 388 230	50 189	1 105	25	370 841
Beverly	42	138 498	20 791	346	36	117 760	19 793	323	6	20 738
Danvers town	86	1 039 658	80 304	2 004	69	951 860	77 499	1 940	17	87 798
Gloucester	61	206 567	10 152	347	58	164 671	8 895	328	3	41 896
Haverhill	78	164 337	16 945	641	62	133 388	15 749	594	16	30 949
Ipswich town	34	89 962	10 128	387	30	82 695	9 794	375	4	7 267
Lawrence	78	292 587	38 154	1 201	72	262 820	34 588	1 094	6	29 767
Lynn	103	544 566	40 649	1 224	90	435 293	33 048	996	13	109 273
Lynnfield town	21	44 284	2 344	47	14	17 050	1 447	36	7	27 234
Marblehead town	43	88 860	6 447	193	33	55 555	5 280	168	10	33 305
Methuen	41	498 443	20 258	632	30	297 115	15 191	530	11	201 328
Newburyport	48	85 811	10 344	326	39	65 776	9 372	295	9	20 035
North Andover town	55	321 234	14 973	394	44	(D)	(D)	EE	11	(D)
Peabody	125	1 342 327	70 075	2 160	115	1 230 919	65 607	2 074	10	111 408

Table 4. Summary Statistics for Counties and for Places With 2,500 Inhabitants or More: 1992—Con.

[For meaning of abbreviations and symbols, see introductory text. For explanation of terms and comparability of 1987 and 1992 censuses, see appendix A. For information on geographic areas followed by ▲, see appendix F.]

Geographic area	Establishments (number)	Sales (\$1,000)	Annual payroll (\$1,000)	Paid employees for pay period including March 12 (number)	Merchant wholesalers			Other operating types		
					Establishments (number)	Sales (\$1,000)	Annual payroll (\$1,000)	Paid employees for pay period including March 12 (number)	Establishments (number)	Sales (\$1,000)
Massachusetts—Con.										
Essex County—Con.										
Salem	66	186 030	16 802	546	57	156 583	15 912	523	9	29 447
Saugus town	37	106 731	7 634	301	33	76 827	6 030	258	4	29 904
Swampscott town	16	14 012	1 578	77	12	10 293	1 393	71	4	3 719
Balance of county	147	364 703	35 129	992	122	(D)	(D)	FF	25	(D)
Franklin County										
Greenfield town	44	149 835	15 809	583	39	201 624	23 838	787	10	57 483
Balance of county	53	109 272	12 643	400	48	117 287	11 899	431	5	32 548
Balance of county						84 337	11 939	356	5	24 935
Hampden County										
Agawam ▲	43	2 362 355	211 589	7 303	637	1 996 088	191 542	6 803	62	366 267
Chicopee	62	132 692	12 234	368	40	(D)	(D)	EE	3	(D)
East Longmeadow town	34	305 261	28 737	1 076	60	(D)	(D)	GG	2	(D)
Holyoke	61	63 471	7 908	248	31	58 724	7 471	238	3	4 747
Longmeadow town	11	134 869	17 330	662	56	(D)	(D)	FF	5	(D)
Longmeadow town	11	6 810	531	15	7	3 057	335	9	4	3 753
Ludlow town	21	63 267	2 249	109	20	(D)	(D)	CC	1	(D)
Palmer town	29	49 397	3 828	161	24	38 430	3 299	146	5	10 967
Springfield	224	965 432	80 192	2 622	203	722 559	70 226	2 404	21	242 873
Westfield	55	370 569	19 939	646	48	354 074	18 849	611	7	16 495
West Springfield town	115	219 560	33 510	1 206	109	199 449	30 822	1 123	6	20 111
Wilbraham town	15	20 244	1 672	66	11	12 910	1 507	58	4	7 334
Balance of county	29	30 783	3 459	124	28	(D)	(D)	CC	1	(D)
Hampshire County										
Amherst town	12	292 866	23 467	905	113	178 127	20 323	830	14	114 739
Belchertown town	11	14 756	2 405	79	10	(D)	(D)	BB	2	(D)
Easthampton town	11	6 432	1 083	52	11	6 432	1 083	52	—	—
Northampton	10	7 944	808	28	8	(D)	(D)	BB	2	(D)
South Hadley town	34	132 507	8 411	349	33	(D)	(D)	EE	1	(D)
Balance of county	12	32 743	2 458	71	9	(D)	(D)	BB	3	(D)
Balance of county	48	98 484	8 302	326	42	(D)	(D)	EE	6	(D)
Middlesex County										
Acton town	3	28 588 423	1 749 517	44 574	2 356	13 446 895	1 114 959	30 701	764	15 141 528
Arlington town	120	320 956	56 926	1 660	38	265 773	52 987	1 429	12	55 183
Ashland town	36	145 764	5 720	218	29	(D)	(D)	CC	7	(D)
Bedford town	36	114 842	9 425	258	27	78 491	7 449	215	9	36 351
Belmont town	66	638 150	65 181	1 349	37	441 132	49 194	1 035	29	197 018
Billerica town	30	70 911	3 358	124	21	20 304	2 070	98	9	50 607
Burlington town	103	1 333 148	163 065	3 512	78	590 902	76 552	1 947	25	742 246
Cambridge	135	1 949 631	156 026	3 094	83	577 696	74 809	1 654	52	1 371 935
Chelmsford town	171	1 295 662	110 434	2 678	148	1 000 280	87 440	2 267	23	295 382
Concord town	84	651 674	24 691	652	57	115 359	13 117	360	27	536 315
Dracut town	40	211 726	13 684	745	30	81 147	9 982	263	10	130 579
Everett	20	99 011	10 111	212	19	(D)	(D)	CC	1	(D)
Framingham town	59	463 809	23 764	652	55	(D)	(D)	FF	4	(D)
Holliston town	195	2 602 010	67 438	1 917	126	361 516	31 969	1 033	69	2 240 494
Hudson town	38	110 683	15 644	480	32	98 418	15 194	468	6	12 265
Lexington town	33	96 523	7 735	226	27	48 365	5 562	179	6	48 158
Lowell	61	478 522	41 476	900	27	112 547	10 669	229	34	365 975
Malden	101	1 052 636	32 961	1 180	90	(D)	(D)	FF	11	(D)
Marlborough	72	546 996	29 847	934	65	516 083	27 595	861	7	30 913
Maynard town	96	1 275 747	62 264	1 547	64	793 505	46 778	1 180	32	482 242
Medford	11	34 393	2 208	59	9	(D)	(D)	BB	2	(D)
Melrose	83	400 667	44 709	1 324	72	219 828	29 746	957	11	180 839
Natick town	30	86 309	7 950	291	27	79 632	7 725	286	3	6 677
Newton	98	1 415 386	56 467	1 387	69	266 650	22 866	607	29	1 148 736
North Reading town	197	1 645 273	89 248	2 351	139	679 954	46 209	1 187	58	965 319
Pepperell town	33	152 943	9 852	286	21	40 183	5 937	180	12	112 760
Reading town	11	(D)	(D)	BB	10	(D)	(D)	BB	1	(D)
Somerville	23	34 642	1 976	64	14	11 671	1 197	45	9	22 971
Stoneham town	94	329 579	34 233	1 010	92	(D)	(D)	FF	2	(D)
Sudbury town	26	236 483	17 001	278	18	33 308	4 411	147	8	203 175
Tewksbury town	41	154 056	11 976	367	28	103 510	10 545	339	13	50 546
Wakefield town	54	284 283	23 932	657	41	182 841	18 749	520	13	101 442
Waltham	92	1 064 008	38 846	974	58	169 590	21 469	611	34	894 418
Watertown	199	5 029 436	169 930	3 639	151	3 141 143	75 217	1 830	48	1 888 293
Wayland town	65	210 431	21 001	654	61	149 147	18 129	594	4	61 284
Westford town	20	69 061	4 446	84	11	14 510	2 052	49	9	54 551
Weston town	19	121 014	4 581	155	13	11 449	2 536	87	6	109 565
Wilmington town	19	91 504	2 217	54	11	6 359	465	16	8	85 145
Winchester town	84	818 565	70 611	1 880	70	636 541	57 792	1 577	14	182 024
Woburn	29	202 973	7 278	179	20	39 605	4 373	119	9	163 368
Balance of county	333	2 044 537	177 092	5 000	264	1 181 567	136 112	4 051	69	862 970
Balance of county	133	(D)	(D)	GG	104	486 707	45 221	1 314	29	(D)
Nantucket County										
Bellingham town	13	15 049	1 277	46	13	15 049	1 277	46	—	—
Braintree town	16	75 273	5 868	186	13	(D)	(D)	CC	3	(D)
Brookline town	118	2 747 930	72 448	1 920	67	275 334	27 227	874	51	2 472 596
Canton town	60	134 862	11 550	303	43	46 595	6 072	189	17	88 267
Dedham town	123	2 361 470	119 848	3 366	86	1 074 908	83 186	2 297	37	1 286 562
Foxborough town	70	840 455	41 790	993	53	375 635	35 635	850	17	464 820
Franklin	35	2 426 539	15 707	424	23	(D)	(D)	EE	12	(D)
Holbrook town	58	1 116 211	30 301	958	42	373 496	17 391	570	16	742 715
Medfield town	19	29 661	3 622	140	16	25 929	3 174	125	3	3 732
Milton town	26	83 955	5 603	177	16	38 955	4 656	145	10	45 000
Milton town	10	17 066	2 184	74	8	(D)	(D)	BB	2	(D)

Table 4. Summary Statistics for Counties and for Places With 2,500 Inhabitants or More: 1992—Con.

[For meaning of abbreviations and symbols, see introductory text. For explanation of terms and comparability of 1987 and 1992 censuses, see appendix A. For information on geographic areas followed by ▲, see appendix F]

Geographic area	Estab-lish-ments (number)	Sales (\$1,000)	Annual payroll (\$1,000)	Paid employees for pay period including March 12 (number)	Merchant wholesalers			Other operating types		
					Estab-lish-ments (number)	Sales (\$1,000)	Annual payroll (\$1,000)	Paid employees for pay period including March 12 (number)	Estab-lish-ments (number)	Sales (\$1,000)
Massachusetts—Con.										
Norfolk County—Con.										
Needham town	160	2 450 764	69 950	1 800	92	791 835	30 233	910	68	1 658 929
Norwood town	137	958 739	74 483	1 932	100	703 233	64 057	1 672	37	255 506
Quincy	104	335 123	26 367	934	85	260 269	23 424	868	19	74 854
Randolph town	69	501 560	47 566	1 273	51	437 929	43 557	1 138	18	63 631
Sharon town	37	194 487	12 915	330	23	155 753	11 743	298	14	38 734
Stoughton town	112	2 043 716	110 855	2 289	93	1 898 360	105 812	2 197	19	145 356
Walpole town	48	451 035	25 741	961	38	166 667	19 218	557	10	284 368
Wellesley town	71	804 343	39 366	970	41	128 718	14 177	410	30	675 625
Westwood town	62	1 693 627	63 762	1 967	34	708 136	39 551	1 258	28	985 491
Weymouth town	82	261 099	15 537	594	73	191 734	13 947	555	9	69 365
Balance of county	150	799 124	69 967	1 883	119	642 346	59 863	1 562	31	156 778
Plymouth County										
Abington town	15	27 392	2 138	83	12	13 668	1 637	70	3	13 724
Bridgewater town	22	39 943	3 044	149	20	(D)	(D)	CC	2	(D)
Brockton	108	1 028 161	64 034	1 811	100	918 989	60 463	1 687	8	109 172
Carver town	8	14 673	1 307	57	8	14 673	1 307	57	—	—
Duxbury town	25	28 656	1 516	45	16	18 315	1 050	28	9	10 341
East Bridgewater town	5	3 324	465	30	5	3 324	465	30	—	—
Hanover town	47	107 946	8 474	297	41	48 829	7 075	254	6	59 117
Hingham town	84	813 692	39 264	1 028	64	200 309	24 646	651	20	613 383
Hull town	7	18 219	480	16	5	(D)	(D)	AA	2	(D)
Marshfield town	26	44 546	4 071	140	20	29 468	3 383	130	6	15 078
Middleborough town	25	31 651	3 264	145	21	20 459	2 703	123	4	11 192
Pembroke town	32	87 511	7 860	262	26	50 624	7 255	251	6	36 887
Plymouth town	47	87 933	7 745	272	41	62 379	5 622	216	6	25 554
Rockland town	50	376 458	23 454	685	40	153 291	18 803	552	10	223 167
Scituate town	23	70 201	2 708	91	14	38 154	1 860	71	9	32 047
Wareham town	32	88 212	9 875	343	31	(D)	(D)	EE	1	(D)
Whitman town	18	29 228	3 249	117	15	20 579	1 670	83	3	8 649
Balance of county	159	883 054	76 671	2 589	126	637 043	69 700	2 399	33	246 011
Suffolk County										
Boston	896	6 794 051	439 553	12 315	761	4 048 978	301 433	9 315	135	2 745 073
Chelsea	143	1 668 697	58 443	1 530	132	1 540 474	55 732	1 457	11	128 223
Revere	35	306 749	8 959	299	31	(D)	(D)	CC	4	(D)
Winthrop town	10	8 493	1 070	37	8	(D)	(D)	BB	2	(D)
Worcester County										
Athol town	7	66 589	4 033	123	6	(D)	(D)	CC	1	(D)
Auburn town	55	236 724	24 182	890	46	191 353	21 942	816	9	45 371
Clinton town	10	25 263	3 779	87	7	8 448	3 090	71	3	16 815
Fitchburg	49	127 652	14 407	519	43	101 206	12 406	457	6	26 446
Gardner	20	(D)	(D)	CC	18	(D)	(D)	CC	2	(D)
Grafton town	19	35 091	2 034	75	16	(D)	(D)	BB	3	(D)
Harvard town	19	62 269	4 929	118	10	5 890	863	28	9	56 379
Holden town	16	22 270	1 484	55	11	11 963	862	26	5	10 307
Leicester town	9	(D)	(D)	FF	9	(D)	(D)	FF	—	—
Leominster	65	637 682	51 031	1 323	59	(D)	(D)	FF	6	(D)
Milford town	38	356 239	23 324	675	29	257 530	19 835	599	9	98 709
Millbury town	18	78 729	8 864	269	16	(D)	(D)	EE	2	(D)
Northborough town	41	392 656	28 342	840	33	373 470	27 568	817	8	19 186
Northbridge town	12	163 149	7 787	219	10	(D)	(D)	CC	2	(D)
Oxford town	24	102 551	7 669	234	21	92 563	7 366	226	3	9 988
Shrewsbury town	57	190 600	14 516	465	44	84 927	10 864	373	13	105 673
Southbridge town	16	(D)	(D)	BB	14	12 043	2 108	93	2	(D)
Spencer town	11	(D)	(D)	BB	10	(D)	(D)	BB	1	(D)
Uxbridge town	16	16 321	2 122	96	16	16 321	2 122	96	—	—
Webster town	18	38 714	1 498	83	18	38 714	1 498	83	—	—
Westborough town	96	1 320 542	81 146	1 968	61	733 713	60 826	1 505	35	586 829
Worcester	281	903 277	94 176	3 205	252	780 145	81 619	2 818	29	123 132
Balance of county	229	2 900 864	89 606	2 658	171	781 131	70 298	2 255	58	2 119 733

Table 5. Summary Statistics for Places With 200 Establishments or More: 1992

[For meaning of abbreviations and symbols, see introductory text. For explanation of terms and comparability of 1987 and 1992 censuses, see appendix A. For information on geographic areas followed by ▲, see appendix F]

SIC code	Geographic area and kind of business	Estab-lish-ments (number)	Sales (\$1,000)	Annual payroll (\$1,000)	Paid employees for pay period including March 12 (number)	Merchant wholesalers			Other operating types		
						Estab-lish-ments (number)	Sales (\$1,000)	Annual payroll (\$1,000)	Paid employees for pay period including March 12 (number)	Estab-lish-ments (number)	Sales (\$1,000)
BOSTON											
	Wholesale trade -----	896	6 794 051	439 553	12 315	761	4 048 978	301 433	9 315	135	2 745 073
50	Durable goods -----	483	3 069 481	259 962	7 025	414	1 496 743	146 205	4 601	69	1 572 738
501	Motor vehicles and motor vehicle parts and supplies -----	59	145 048	19 628	692	53	(D)	(D)	FF	6	(D)
5012	Automobiles and other motor vehicles -----	7	(D)	(D)	BB	7	(D)	(D)	BB	-	-
5013	Motor vehicle supplies and new parts -----	43	116 317	16 710	580	37	(D)	(D)	FF	6	(D)
5014	Tires and tubes -----	4	8 029	1 437	42	4	8 029	1 437	42	-	-
5015	Motor vehicle parts, used -----	5	(D)	(D)	AA	5	(D)	(D)	AA	-	-
502	Furniture and home furnishings -----	65	(D)	(D)	FF	42	(D)	(D)	EE	23	239 564
5021	Furniture -----	35	(D)	(D)	EE	17	(D)	(D)	CC	18	205 833
5023	Home furnishings -----	30	(D)	(D)	CC	25	(D)	(D)	CC	5	33 731
503	Lumber and other construction materials -----	21	(D)	(D)	CC	19	51 155	6 809	209	2	(D)
5031	Lumber, plywood, millwork, and wood panels -----	8	30 575	2 490	104	8	30 575	2 490	104	-	-
5032	Brick, stone, and related construction materials -----	6	(D)	(D)	BB	5	2 648	603	21	1	(D)
5033	Roofing, siding, and insulation materials -----	2	(D)	(D)	AA	1	(D)	(D)	AA	1	(D)
5039	Construction materials, n.e.c. -----	5	(D)	(D)	BB	5	(D)	(D)	BB	-	-
504	Professional and commercial equipment and supplies -----	72	1 090 439	103 178	2 400	60	(D)	(D)	GG	12	(D)
5043	Photographic equipment and supplies -----	9	(D)	(D)	BB	8	(D)	(D)	BB	1	(D)
5044	Office equipment -----	9	(D)	(D)	EE	6	33 786	4 931	123	3	(D)
5045	Computers and computer peripheral equipment and software -----	27	(D)	(D)	GG	21	(D)	(D)	CC	6	739 851
5046	Commercial equipment, n.e.c. -----	11	48 022	5 162	143	11	48 022	5 162	143	-	-
5047	Medical, dental, and hospital equipment and supplies -----	11	(D)	(D)	EE	9	(D)	(D)	EE	2	(D)
5048	Ophthalmic goods -----	4	(D)	(D)	BB	4	(D)	(D)	BB	-	-
5049	Professional equipment and supplies, n.e.c. -----	1	(D)	(D)	BB	1	(D)	(D)	BB	-	-
505	Metals and minerals, except petroleum -----	16	(D)	(D)	EE	13	(D)	(D)	CC	3	39 450
5051	Metals service centers and offices -----	15	91 673	7 586	272	12	52 223	5 077	181	3	39 450
5052	Coal and other minerals and ores -----	1	(D)	(D)	AA	1	(D)	(D)	AA	-	-
506	Electrical goods -----	68	667 464	54 319	1 505	52	249 321	29 306	892	16	418 143
5063	Electrical apparatus and equipment, wiring supplies, and construction materials -----	35	235 326	21 498	623	27	154 461	18 219	541	8	80 865
5064	Electrical appliances, television and radio sets -----	2	(D)	(D)	AA	2	(D)	(D)	AA	-	-
5065	Electronic parts and equipment, n.e.c. -----	31	(D)	(D)	FF	23	(D)	(D)	EE	8	337 278
507	Hardware, and plumbing and heating equipment and supplies -----	37	92 440	13 356	399	37	92 440	13 356	399	-	-
5072	Hardware -----	13	(D)	(D)	CC	13	(D)	(D)	CC	-	-
5074	Plumbing and heating equipment and supplies (hydronics) -----	16	(D)	(D)	CC	16	(D)	(D)	CC	-	-
5075	Warm air heating and air-conditioning equipment and supplies -----	5	(D)	(D)	BB	5	(D)	(D)	BB	-	-
5078	Refrigeration equipment and supplies -----	3	(D)	(D)	BB	3	(D)	(D)	BB	-	-
508	Machinery, equipment, and supplies -----	60	96 004	13 168	441	57	(D)	(D)	EE	3	(D)
5082	Construction and mining (except petroleum) machinery and equipment -----	5	6 412	962	67	5	6 412	962	67	-	-
5083	Farm and garden machinery and equipment -----	-	-	-	-	-	-	-	-	-	-
5084	Industrial machinery and equipment -----	19	22 854	3 195	98	18	(D)	(D)	BB	1	(D)
5085	Industrial supplies -----	16	(D)	(D)	CC	15	50 630	7 074	196	1	(D)
5087	Service establishment equipment and supplies -----	18	(D)	(D)	BB	17	11 392	1 799	76	1	(D)
5088	Transportation equipment and supplies, except motor vehicles -----	2	(D)	(D)	AA	2	(D)	(D)	AA	-	-
509	Miscellaneous durable goods -----	85	(D)	(D)	FF	81	(D)	(D)	FF	4	(D)
5091	Sporting and recreational goods and supplies -----	2	(D)	(D)	AA	2	(D)	(D)	AA	-	-
5092	Toys and hobby goods and supplies -----	3	1 930	193	11	3	1 930	193	11	-	-
5093	Scrap and waste materials -----	21	41 980	3 022	131	21	41 980	3 022	131	-	-
5094	Jewelry, watches, precious stones, and precious metals -----	45	(D)	(D)	EE	45	(D)	(D)	EE	-	-
5099	Durable goods, n.e.c. -----	14	309 788	3 009	78	10	(D)	(D)	BB	4	(D)
51	Nondurable goods -----	413	3 724 570	179 591	5 290	347	2 552 235	155 228	4 714	66	1 172 335
511	Paper and paper products -----	43	467 313	27 847	804	38	(D)	(D)	FF	5	(D)
5111	Printing and writing paper -----	8	322 594	11 007	217	7	(D)	(D)	CC	1	(D)
5112	Stationery and office supplies -----	23	86 445	14 070	496	21	(D)	(D)	EE	2	(D)
5113	Industrial and personal service paper -----	12	58 274	2 770	91	10	(D)	(D)	BB	2	(D)
512	Drugs, drug proprietaries, and druggists' sundries -----	4	(D)	(D)	BB	3	(D)	(D)	AA	1	(D)
5122	Drugs, drug proprietaries, and druggists' sundries -----	4	(D)	(D)	BB	3	(D)	(D)	AA	1	(D)
513	Apparel, piece goods, and notions -----	81	271 133	20 752	487	50	194 958	17 442	404	31	76 175
5131	Piece goods, notions, and other dry goods -----	19	25 222	2 992	106	13	18 311	2 190	81	6	6 911
5136	Men's and boys' clothing and furnishings -----	17	65 200	6 860	118	13	50 750	6 471	108	4	14 450
5137	Women's, children's, and infants' clothing and accessories -----	37	(D)	(D)	CC	16	(D)	(D)	BB	21	54 814
5139	Footwear -----	8	(D)	(D)	CC	8	(D)	(D)	CC	-	-
514	Groceries and related products -----	166	1 698 447	88 133	2 678	159	(D)	(D)	HH	7	(D)
5141	Groceries, general line -----	16	(D)	(D)	CC	14	(D)	(D)	BB	2	(D)
5142	Packaged frozen foods -----	12	(D)	(D)	CC	12	(D)	(D)	CC	-	-
5143	Dairy products, except dried or canned -----	5	(D)	(D)	CC	5	(D)	(D)	CC	-	-
5144	Poultry and poultry products -----	8	114 353	5 346	214	8	114 353	5 346	214	-	-
5145	Confectionery -----	2	(D)	(D)	AA	2	(D)	(D)	AA	-	-

Table 5. Summary Statistics for Places With 200 Establishments or More: 1992 —Con.

[For meaning of abbreviations and symbols, see introductory text. For explanation of terms and comparability of 1987 and 1992 censuses, see appendix A. For information on geographic areas followed by ▲, see appendix F]

SIC code	Geographic area and kind of business	Estab-lish-ments (number)	Sales (\$1,000)	Annual payroll (\$1,000)	Paid employees for pay period including March 12 (number)	Merchant wholesalers			Other operating types		
						Estab-lish-ments (number)	Sales (\$1,000)	Annual payroll (\$1,000)	Paid employees for pay period including March 12 (number)	Estab-lish-ments (number)	Sales (\$1,000)
BOSTON—Con.											
51	Nondurable goods —Con.										
514	Groceries and related products —Con.										
5146	Fish and seafoods -----	51	451 002	30 314	753	48	428 402	29 670	736	3	22 600
5147	Meats and meat products -----	33	(D)	(D)	FF	32	628 240	24 238	747	1	(D)
5148	Fresh fruits and vegetables -----	12	31 072	2 897	105	12	31 072	2 897	105	—	—
5149	Groceries and related products, n.e.c. -----	27	126 571	10 619	380	26	(D)	(D)	EE	1	(D)
515	Farm-product raw materials -----	11	(D)	(D)	BB	9	(D)	(D)	BB	2	(D)
5153	Grain and field beans -----	—	—	—	—	—	—	—	—	—	—
5154	Livestock -----	1	(D)	(D)	AA	1	(D)	(D)	AA	—	—
5159	Farm-product raw materials, n.e.c. -----	10	(D)	(D)	BB	8	44 667	2 244	41	2	(D)
516	Chemicals and allied products -----	10	(D)	(D)	BB	9	(D)	(D)	BB	1	(D)
5162	Plastics materials and basic forms and shapes ---	1	(D)	(D)	AA	1	(D)	(D)	AA	—	—
5169	Chemicals and allied products, n.e.c. -----	9	(D)	(D)	BB	8	(D)	(D)	BB	1	(D)
517	Petroleum and petroleum products -----	11	788 723	5 203	124	8	(D)	(D)	BB	3	(D)
5171	Petroleum bulk stations and terminals -----	6	(D)	(D)	CC	4	44 114	1 304	53	2	(D)
5172	Petroleum and petroleum products wholesalers, except bulk stations and terminals -----	5	(D)	(D)	AA	4	(D)	(D)	AA	1	(D)
518	Beer, wine, and distilled alcoholic beverages -----	5	(D)	(D)	CC	5	(D)	(D)	CC	—	—
5181	Beer and ale -----	3	(D)	(D)	BB	3	(D)	(D)	BB	—	—
5182	Wine and distilled alcoholic beverages -----	2	(D)	(D)	BB	2	(D)	(D)	BB	—	—
519	Miscellaneous nondurable goods -----	82	(D)	(D)	FF	66	101 928	14 236	646	16	(D)
5191	Farm supplies -----	8	3 052	379	26	7	(D)	(D)	BB	1	(D)
5192	Books, periodicals, and newspapers -----	18	139 656	9 501	307	7	10 831	1 974	101	11	128 825
5193	Flowers, nursery stock, and florists' supplies -----	25	63 281	8 065	343	24	(D)	(D)	EE	1	(D)
5194	Tobacco and tobacco products -----	1	(D)	(D)	AA	1	(D)	(D)	AA	—	—
5198	Paints, varnishes, and supplies -----	7	9 242	1 775	61	7	9 242	1 775	61	—	—
5199	Nondurable goods, n.e.c. -----	23	(D)	(D)	CC	20	(D)	(D)	CC	3	(D)
SPRINGFIELD											
	Wholesale trade -----	224	965 432	80 192	2 622	203	722 559	70 226	2 404	21	242 873
50	Durable goods -----	159	436 775	49 323	1 734	148	390 769	43 932	1 616	11	46 006
501	Motor vehicles and motor vehicle parts and supplies -----	36	61 298	8 202	301	34	(D)	(D)	EE	2	(D)
502	Furniture and homefurnishings -----	9	10 979	2 014	82	9	10 979	2 014	82	—	—
503	Lumber and other construction materials -----	12	48 027	4 187	139	11	(D)	(D)	CC	1	(D)
504	Professional and commercial equipment and supplies -----	21	46 094	7 652	198	19	(D)	(D)	CC	2	(D)
505	Metals and minerals, except petroleum -----	3	(D)	(D)	CC	3	(D)	(D)	CC	—	—
506	Electrical goods -----	16	43 019	6 653	263	15	(D)	(D)	CC	1	(D)
507	Hardware, and plumbing and heating equipment and supplies -----	18	59 869	6 095	189	16	(D)	(D)	CC	2	(D)
508	Machinery, equipment, and supplies -----	24	35 191	5 230	193	22	(D)	(D)	CC	2	(D)
509	Miscellaneous durable goods -----	20	(D)	(D)	EE	19	(D)	(D)	EE	1	(D)
51	Nondurable goods -----	65	528 657	30 869	888	55	331 790	26 294	788	10	196 867
511	Paper and paper products -----	11	131 426	6 347	165	7	(D)	(D)	CC	4	(D)
512	Drugs, drug proprietaries, and druggists' sundries ---	1	(D)	(D)	AA	1	(D)	(D)	AA	—	—
513	Apparel, piece goods, and notions -----	2	(D)	(D)	AA	2	(D)	(D)	AA	—	—
514	Groceries and related products -----	20	121 762	10 171	313	19	(D)	(D)	EE	1	(D)
515	Farm-product raw materials -----	—	—	—	—	—	—	—	—	—	—
516	Chemicals and allied products -----	7	37 917	3 312	90	7	37 917	3 312	90	—	—
517	Petroleum and petroleum products -----	4	(D)	(D)	BB	3	(D)	(D)	AA	1	(D)
518	Beer, wine, and distilled alcoholic beverages -----	7	87 227	7 814	208	7	87 227	7 814	208	—	—
519	Miscellaneous nondurable goods -----	13	(D)	(D)	BB	9	(D)	(D)	BB	4	2 431
WOBURN											
	Wholesale trade -----	333	2 044 537	177 092	5 000	264	1 181 567	136 112	4 051	69	862 970
50	Durable goods -----	238	1 240 839	114 860	3 169	188	652 915	88 155	2 542	50	587 924
501	Motor vehicles and motor vehicle parts and supplies -----	10	13 032	1 542	66	10	13 032	1 542	66	—	—
502	Furniture and homefurnishings -----	10	36 640	2 860	79	6	15 919	2 235	57	4	20 721
503	Lumber and other construction materials -----	26	127 865	14 880	415	22	101 941	13 966	389	4	25 924
504	Professional and commercial equipment and supplies -----	42	180 060	25 438	766	37	135 211	22 616	719	5	44 849
505	Metals and minerals, except petroleum -----	2	(D)	(D)	CC	1	(D)	(D)	AA	1	(D)
506	Electrical goods -----	53	581 906	30 606	820	36	186 482	18 506	526	17	395 424

Table 5. Summary Statistics for Places With 200 Establishments or More: 1992 —Con.

[For meaning of abbreviations and symbols, see introductory text. For explanation of terms and comparability of 1987 and 1992 censuses, see appendix A. For information on geographic areas followed by ▲, see appendix F]

SIC code	Geographic area and kind of business	Estab-lish-ments (number)	Sales (\$1,000)	Annual payroll (\$1,000)	Paid employees for pay period including March 12 (number)	Merchant wholesalers			Other operating types		
						Estab-lish-ments (number)	Sales (\$1,000)	Annual payroll (\$1,000)	Paid employees for pay period including March 12 (number)	Estab-lish-ments (number)	Sales (\$1,000)
WOBURN—Con.											
50	Durable goods —Con.										
507	Hardware, and plumbing and heating equipment and supplies -----	25	77 333	8 092	218	22	(D)	(D)	CC	3	(D)
508	Machinery, equipment, and supplies -----	50	161 128	21 867	557	35	107 916	17 729	460	15	53 212
509	Miscellaneous durable goods -----	20	(D)	(D)	CC	19	(D)	(D)	CC	1	(D)
51	Nondurable goods -----	95	803 698	62 232	1 831	76	528 652	47 957	1 509	19	275 046
511	Paper and paper products -----	24	271 302	26 941	809	19	205 524	19 723	636	5	65 778
512	Drugs, drug proprietaries, and druggists' sundries ---	5	(D)	(D)	CC	5	(D)	(D)	CC	—	—
513	Apparel, piece goods, and notions -----	14	76 355	4 615	88	13	(D)	(D)	BB	1	(D)
514	Groceries and related products -----	25	311 463	12 697	362	16	163 610	10 404	314	9	147 853
515	Farm-product raw materials -----	—	—	—	—	—	—	—	—	—	—
516	Chemicals and allied products -----	10	76 694	9 273	244	9	(D)	(D)	CC	1	(D)
517	Petroleum and petroleum products -----	3	10 796	391	15	3	10 796	391	15	—	—
518	Beer, wine, and distilled alcoholic beverages -----	—	—	—	—	—	—	—	—	—	—
519	Miscellaneous nondurable goods -----	14	(D)	(D)	BB	11	(D)	(D)	BB	3	(D)
WORCESTER											
	Wholesale trade -----	281	903 277	94 176	3 205	252	780 145	81 619	2 818	29	123 132
50	Durable goods -----	210	538 603	61 859	2 034	191	470 436	55 250	1 883	19	68 167
501	Motor vehicles and motor vehicle parts and supplies -----	30	69 022	8 719	331	30	69 022	8 719	331	—	—
502	Furniture and homefurnishings -----	8	8 135	1 100	37	7	(D)	(D)	BB	1	(D)
503	Lumber and other construction materials -----	10	84 185	5 332	108	10	84 185	5 332	108	—	—
504	Professional and commercial equipment and supplies -----	28	46 104	9 924	271	24	27 430	5 855	188	4	18 674
505	Metals and minerals, except petroleum -----	6	23 768	3 150	80	6	23 768	3 150	80	—	—
506	Electrical goods -----	24	69 837	6 949	251	20	66 160	6 545	241	4	3 677
507	Hardware, and plumbing and heating equipment and supplies -----	28	54 633	7 395	221	26	(D)	(D)	CC	2	(D)
508	Machinery, equipment, and supplies -----	56	122 482	12 892	422	49	82 363	11 344	378	7	40 119
509	Miscellaneous durable goods -----	20	60 437	6 398	313	19	(D)	(D)	EE	1	(D)
51	Nondurable goods -----	71	364 674	32 317	1 171	61	309 709	26 369	935	10	54 965
511	Paper and paper products -----	10	48 072	6 231	161	9	(D)	(D)	CC	1	(D)
512	Drugs, drug proprietaries, and druggists' sundries ---	3	(D)	(D)	BB	3	(D)	(D)	BB	—	—
513	Apparel, piece goods, and notions -----	3	3 891	1 178	73	3	3 891	1 178	73	—	—
514	Groceries and related products -----	20	105 538	7 483	333	18	(D)	(D)	EE	2	(D)
515	Farm-product raw materials -----	1	(D)	(D)	AA	1	(D)	(D)	AA	—	—
516	Chemicals and allied products -----	11	79 521	7 919	262	8	(D)	(D)	BB	3	(D)
517	Petroleum and petroleum products -----	8	101 917	6 329	229	8	101 917	6 329	229	—	—
518	Beer, wine, and distilled alcoholic beverages -----	—	—	—	—	—	—	—	—	—	—
519	Miscellaneous nondurable goods -----	15	18 719	2 496	77	11	13 191	2 074	60	4	5 528

Table 6. Summary Statistics for Counties With 200 Establishments or More: 1992

[For meaning of abbreviations and symbols, see introductory text. For explanation of terms and comparability of 1987 and 1992 censuses, see appendix A. For information on geographic areas followed by ▲, see appendix F]

SIC code	Geographic area and kind of business	Estab-lish-ments (number)	Sales (\$1,000)	Annual payroll (\$1,000)	Paid employees for pay period including March 12 (number)	Merchant wholesalers			Other operating types		
						Estab-lish-ments (number)	Sales (\$1,000)	Annual payroll (\$1,000)	Paid employees for pay period including March 12 (number)	Estab-lish-ments (number)	Sales (\$1,000)
BARNSTABLE COUNTY											
	Wholesale trade -----	254	353 423	38 282	1 470	229	301 935	35 151	1 386	25	51 488
50	Durable goods -----	151	189 197	22 056	844	131	(D)	(D)	FF	20	(D)
501	Motor vehicles and motor vehicle parts and supplies -----	23	24 350	3 933	202	23	24 350	3 933	202	-	-
502	Furniture and homefurnishings -----	8	6 808	537	16	8	6 808	537	16	-	-
503	Lumber and other construction materials -----	9	25 877	3 248	116	7	(D)	(D)	CC	2	(D)
504	Professional and commercial equipment and supplies -----	25	30 677	3 619	127	21	17 234	2 553	112	4	13 443
505	Metals and minerals, except petroleum -----	2	(D)	(D)	BB	2	(D)	(D)	BB	-	-
506	Electrical goods -----	14	17 028	2 058	88	12	(D)	(D)	BB	2	(D)
507	Hardware, and plumbing and heating equipment and supplies -----	19	27 646	2 635	92	17	(D)	(D)	BB	2	(D)
508	Machinery, equipment, and supplies -----	27	30 022	2 970	89	20	18 415	2 700	80	7	11 607
509	Miscellaneous durable goods -----	24	(D)	(D)	BB	21	(D)	(D)	BB	3	4 052
51	Nondurable goods -----	103	164 226	16 226	626	98	(D)	(D)	FF	5	(D)
511	Paper and paper products -----	12	13 442	1 794	69	12	13 442	1 794	69	-	-
512	Drugs, drug proprietaries, and druggists' sundries -----	-	-	-	-	-	-	-	-	-	-
513	Apparel, piece goods, and notions -----	11	3 126	394	25	9	(D)	(D)	BB	2	(D)
514	Groceries and related products -----	42	91 149	9 360	300	41	(D)	(D)	EE	1	(D)
515	Farm-product raw materials -----	-	-	-	-	-	-	-	-	-	-
516	Chemicals and allied products -----	7	(D)	(D)	AA	6	(D)	(D)	AA	1	(D)
517	Petroleum and petroleum products -----	5	32 743	1 135	39	5	32 743	1 135	39	-	-
518	Beer, wine, and distilled alcoholic beverages -----	-	-	-	-	-	-	-	-	-	-
519	Miscellaneous nondurable goods -----	26	(D)	(D)	CC	25	(D)	(D)	CC	1	(D)
BRISTOL COUNTY											
	Wholesale trade -----	772	5 985 560	350 630	10 612	673	3 309 268	251 495	8 567	99	2 676 292
50	Durable goods -----	470	3 677 518	184 157	5 325	408	1 630 987	117 596	4 190	62	2 046 531
501	Motor vehicles and motor vehicle parts and supplies -----	84	2 050 752	26 945	917	81	(D)	(D)	FF	3	(D)
5012	Automobiles and other motor vehicles -----	14	(D)	(D)	CC	13	(D)	(D)	CC	1	(D)
5013	Motor vehicle supplies and new parts -----	50	232 434	16 503	604	49	(D)	(D)	FF	1	(D)
5014	Tires and tubes -----	5	(D)	(D)	AA	4	(D)	(D)	AA	1	(D)
5015	Motor vehicle parts, used -----	15	(D)	(D)	BB	15	(D)	(D)	BB	-	-
502	Furniture and homefurnishings -----	25	(D)	(D)	EE	24	(D)	(D)	EE	1	(D)
5021	Furniture -----	10	(D)	(D)	BB	10	(D)	(D)	BB	-	-
5023	Homefurnishings -----	15	71 426	4 659	239	14	(D)	(D)	CC	1	(D)
503	Lumber and other construction materials -----	36	178 194	10 307	400	30	150 806	8 080	315	6	27 388
5031	Lumber, plywood, millwork, and wood panels -----	20	156 822	7 648	290	18	(D)	(D)	EE	2	(D)
5032	Brick, stone, and related construction materials -----	6	2 540	431	14	5	(D)	(D)	AA	1	(D)
5033	Roofing, siding, and insulation materials -----	2	(D)	(D)	AA	1	(D)	(D)	AA	1	(D)
5039	Construction materials, n.e.c. -----	8	(D)	(D)	BB	6	(D)	(D)	AA	2	(D)
504	Professional and commercial equipment and supplies -----	56	305 997	33 170	809	46	104 290	16 305	449	10	201 707
5043	Photographic equipment and supplies -----	2	(D)	(D)	AA	2	(D)	(D)	AA	-	-
5044	Office equipment -----	13	17 087	4 358	132	12	(D)	(D)	CC	1	(D)
5045	Computers and computer peripheral equipment and software -----	18	35 193	3 930	94	14	(D)	(D)	BB	4	(D)
5046	Commercial equipment, n.e.c. -----	11	22 865	1 412	42	10	(D)	(D)	BB	1	(D)
5047	Medical, dental, and hospital equipment and supplies -----	10	226 814	23 018	524	7	54 495	8 395	231	3	172 319
5048	Ophthalmic goods -----	-	-	-	-	-	-	-	-	-	-
5049	Professional equipment and supplies, n.e.c. -----	2	(D)	(D)	AA	1	(D)	(D)	AA	1	(D)
505	Metals and minerals, except petroleum -----	15	119 870	6 970	209	9	37 050	4 215	142	6	82 820
5051	Metals service centers and offices -----	14	(D)	(D)	CC	8	(D)	(D)	CC	6	82 820
5052	Coal and other minerals and ores -----	1	(D)	(D)	AA	1	(D)	(D)	AA	-	-
506	Electrical goods -----	56	144 639	12 261	474	43	87 427	9 961	425	13	57 212
5063	Electrical apparatus and equipment, wiring supplies, and construction materials -----	26	58 193	6 734	291	22	(D)	(D)	EE	4	(D)
5064	Electrical appliances, television and radio sets -----	4	(D)	(D)	BB	3	(D)	(D)	BB	1	(D)
5065	Electronic parts and equipment, n.e.c. -----	26	(D)	(D)	CC	18	(D)	(D)	CC	8	(D)
507	Hardware, and plumbing and heating equipment and supplies -----	39	157 471	18 575	645	37	(D)	(D)	FF	2	(D)
5072	Hardware -----	10	87 798	9 147	343	10	87 798	9 147	343	-	-
5074	Plumbing and heating equipment and supplies (hydronics) -----	20	62 909	8 343	255	19	(D)	(D)	CC	1	(D)
5075	Warm air heating and air-conditioning equipment and supplies -----	5	4 956	930	33	4	(D)	(D)	BB	1	(D)
5078	Refrigeration equipment and supplies -----	4	1 808	155	14	4	1 808	155	14	-	-
508	Machinery, equipment, and supplies -----	91	201 407	24 430	703	78	172 265	21 660	648	13	29 142
5082	Construction and mining (except petroleum) machinery and equipment -----	4	11 406	1 584	51	4	11 406	1 584	51	-	-
5083	Farm and garden machinery and equipment -----	5	2 940	433	19	5	2 940	433	19	-	-
5084	Industrial machinery and equipment -----	33	113 123	12 886	312	31	(D)	(D)	EE	2	(D)
5085	Industrial supplies -----	26	54 095	6 721	186	16	31 808	4 889	150	10	22 287
5087	Service establishment equipment and supplies -----	15	8 999	1 158	67	14	(D)	(D)	BB	1	(D)
5088	Transportation equipment and supplies, except motor vehicles -----	8	10 844	1 648	68	8	10 844	1 648	68	-	-

Table 6. Summary Statistics for Counties With 200 Establishments or More: 1992 — Con.

[For meaning of abbreviations and symbols, see introductory text. For explanation of terms and comparability of 1987 and 1992 censuses, see appendix A. For information on geographic areas followed by ▲, see appendix F]

SIC code	Geographic area and kind of business	Estab-lish-ments (number)	Sales (\$1,000)	Annual payroll (\$1,000)	Paid employees for pay period including March 12 (number)	Merchant wholesalers			Other operating types		
						Estab-lish-ments (number)	Sales (\$1,000)	Annual payroll (\$1,000)	Paid employees for pay period including March 12 (number)	Estab-lish-ments (number)	Sales (\$1,000)
BRISTOL COUNTY — Con.											
50	Durable goods — Con.										
509	Miscellaneous durable goods -----	68	(D)	(D)	FF	60	(D)	(D)	FF	8	(D)
5091	Sporting and recreational goods and supplies ----	13	322 619	33 465	400	12	(D)	(D)	CC	1	(D)
5092	Toys and hobby goods and supplies -----	7	20 461	1 097	57	6	(D)	(D)	BB	1	(D)
5093	Scrap and waste materials -----	21	36 201	6 373	228	21	36 201	6 373	228	—	—
5094	Jewelry, watches, precious stones, and precious metals-----	12	50 283	3 910	139	8	4 996	1 179	46	4	45 287
5099	Durable goods, n.e.c. -----	15	(D)	(D)	BB	13	(D)	(D)	BB	2	(D)
51	Nondurable goods -----	302	2 308 042	166 473	5 287	265	1 678 281	133 899	4 377	37	629 761
511	Paper and paper products -----	37	186 227	18 991	611	36	(D)	(D)	FF	1	(D)
5111	Printing and writing paper -----	3	(D)	(D)	BB	3	(D)	(D)	BB	—	—
5112	Stationery and office supplies -----	20	(D)	(D)	EE	19	(D)	(D)	EE	1	(D)
5113	Industrial and personal service paper -----	14	107 734	11 766	272	14	107 734	11 766	272	—	—
512	Drugs, drug proprietaries, and druggists' sundries ---	5	14 378	847	53	4	(D)	(D)	BB	1	(D)
5122	Drugs, drug proprietaries, and druggists' sundries -	5	14 378	847	53	4	(D)	(D)	BB	1	(D)
513	Apparel, piece goods, and notions -----	29	483 945	25 290	648	21	158 964	6 291	187	8	324 981
5131	Piece goods, notions, and other dry goods -----	9	(D)	(D)	EE	6	(D)	(D)	BB	3	(D)
5136	Men's and boys' clothing and furnishings -----	5	61 126	3 495	142	2	(D)	(D)	AA	3	(D)
5137	Women's, children's, and infants' clothing and accessories-----	10	(D)	(D)	BB	10	(D)	(D)	BB	—	—
5139	Footwear -----	5	165 908	8 918	106	3	(D)	(D)	BB	2	(D)
514	Groceries and related products -----	130	1 010 963	78 680	2 528	113	892 940	68 641	2 191	17	118 023
5141	Groceries, general line -----	13	(D)	(D)	GG	13	(D)	(D)	GG	—	—
5142	Packaged frozen foods -----	18	70 707	3 635	168	15	66 551	2 869	145	3	4 156
5143	Dairy products, except dried or canned -----	6	13 639	2 124	84	5	(D)	(D)	BB	1	(D)
5144	Poultry and poultry products -----	1	(D)	(D)	AA	1	(D)	(D)	AA	—	—
5145	Confectionery -----	2	(D)	(D)	AA	2	(D)	(D)	AA	—	—
5146	Fish and seafoods -----	53	276 907	13 051	479	52	(D)	(D)	EE	1	(D)
5147	Meats and meat products -----	6	(D)	(D)	BB	6	(D)	(D)	BB	—	—
5148	Fresh fruits and vegetables -----	5	8 461	751	43	5	8 461	751	43	—	—
5149	Groceries and related products, n.e.c. -----	26	164 745	16 111	581	14	(D)	(D)	EE	12	(D)
515	Farm-product raw materials -----	4	6 085	432	19	4	6 085	432	19	—	—
5153	Grain and field beans -----	2	(D)	(D)	AA	2	(D)	(D)	AA	—	—
5154	Livestock -----	2	(D)	(D)	AA	2	(D)	(D)	AA	—	—
5159	Farm-product raw materials, n.e.c. -----	—	—	—	—	—	—	—	—	—	—
516	Chemicals and allied products -----	10	12 746	3 048	51	8	(D)	(D)	BB	2	(D)
5162	Plastics materials and basic forms and shapes ---	—	—	—	—	—	—	—	—	—	—
5169	Chemicals and allied products, n.e.c. -----	10	12 746	3 048	51	8	(D)	(D)	BB	2	(D)
517	Petroleum and petroleum products -----	15	209 065	4 571	132	12	(D)	(D)	BB	3	(D)
5171	Petroleum bulk stations and terminals -----	12	204 251	4 443	124	10	(D)	(D)	BB	2	(D)
5172	Petroleum and petroleum products wholesalers, except bulk stations and terminals -----	3	4 814	128	8	2	(D)	(D)	AA	1	(D)
518	Beer, wine, and distilled alcoholic beverages -----	13	172 020	15 516	407	13	172 020	15 516	407	—	—
5181	Beer and ale -----	5	107 848	10 055	242	5	107 848	10 055	242	—	—
5182	Wine and distilled alcoholic beverages -----	8	64 172	5 461	165	8	64 172	5 461	165	—	—
519	Miscellaneous nondurable goods -----	59	212 613	19 098	838	54	(D)	(D)	FF	5	(D)
5191	Farm supplies -----	15	13 430	1 211	78	14	(D)	(D)	BB	1	(D)
5192	Books, periodicals, and newspapers -----	11	37 621	4 233	201	10	(D)	(D)	CC	1	(D)
5193	Flowers, nursery stock, and florists' supplies ----	5	20 853	3 988	156	4	(D)	(D)	CC	1	(D)
5194	Tobacco and tobacco products -----	4	73 603	4 286	198	4	73 603	4 286	198	—	—
5198	Paints, varnishes, and supplies -----	4	7 986	7 713	26	3	(D)	(D)	BB	1	(D)
5199	Nondurable goods, n.e.c. -----	20	59 120	4 667	179	19	(D)	(D)	CC	1	(D)
ESSEX COUNTY											
	Wholesale trade -----	1 171	7 307 082	476 245	13 507	980	5 816 189	413 540	11 985	191	1 490 893
50	Durable goods -----	756	3 111 013	266 942	7 222	625	2 324 245	238 924	6 568	131	786 768
501	Motor vehicles and motor vehicle parts and supplies -----	120	161 662	20 410	906	116	158 124	20 022	898	4	3 538
5012	Automobiles and other motor vehicles -----	13	43 985	3 805	132	12	(D)	(D)	CC	1	(D)
5013	Motor vehicle supplies and new parts -----	83	102 650	13 629	638	80	(D)	(D)	FF	3	(D)
5014	Tires and tubes -----	8	7 120	796	35	8	7 120	796	35	—	—
5015	Motor vehicle parts, used -----	16	7 907	2 180	101	16	7 907	2 180	101	—	—
502	Furniture and homefurnishings -----	39	108 138	8 362	281	30	(D)	(D)	CC	9	(D)
5021	Furniture -----	15	34 920	3 551	120	11	(D)	(D)	CC	4	(D)
5023	Homefurnishings-----	24	73 218	4 811	161	19	(D)	(D)	CC	5	(D)
503	Lumber and other construction materials -----	31	156 555	13 817	488	26	118 618	13 339	474	5	37 937
5031	Lumber, plywood, millwork, and wood panels -----	14	130 420	9 961	319	12	(D)	(D)	EE	2	(D)
5032	Brick, stone, and related construction materials ---	7	11 714	2 873	90	7	11 714	2 873	90	—	—
5033	Roofing, siding, and insulation materials -----	5	5 122	440	17	3	(D)	(D)	AA	2	(D)
5039	Construction materials, n.e.c. -----	5	9 299	543	62	4	(D)	(D)	BB	1	(D)

Table 6. Summary Statistics for Counties With 200 Establishments or More: 1992 — Con.

[For meaning of abbreviations and symbols, see introductory text. For explanation of terms and comparability of 1987 and 1992 censuses, see appendix A. For information on geographic areas followed by ▲, see appendix F]

SIC code	Geographic area and kind of business	Establishments (number)	Sales (\$1,000)	Annual payroll (\$1,000)	Paid employees for pay period including March 12 (number)	Merchant wholesalers				Other operating types	
						Establishments (number)	Sales (\$1,000)	Annual payroll (\$1,000)	Paid employees for pay period including March 12 (number)	Establishments (number)	Sales (\$1,000)
ESSEX COUNTY — Con.											
50	Durable goods — Con.										
504	Professional and commercial equipment and supplies	153	962 727	86 919	1 980	135	820 505	82 889	1 891	18	142 222
5043	Photographic equipment and supplies	3	(D)	(D)	AA	3	(D)	(D)	AA	—	—
5044	Office equipment	23	207 364	17 132	405	18	(D)	(D)	EE	5	(D)
5045	Computers and computer peripheral equipment and software	60	157 989	18 119	417	55	112 505	16 414	388	5	45 484
5046	Commercial equipment, n.e.c.	16	(D)	(D)	BB	14	(D)	(D)	BB	2	(D)
5047	Medical, dental, and hospital equipment and supplies	31	429 846	25 419	566	28	426 861	25 178	562	3	2 985
5048	Ophthalmic goods	6	3 545	388	25	5	(D)	(D)	BB	1	(D)
5049	Professional equipment and supplies, n.e.c.	14	142 727	23 717	501	12	(D)	(D)	EE	2	(D)
505	Metals and minerals, except petroleum	15	51 147	3 371	114	12	26 942	2 733	98	3	24 205
5051	Metals service centers and offices	15	51 147	3 371	114	12	26 942	2 733	98	3	24 205
5052	Coal and other minerals and ores	—	—	—	—	—	—	—	—	—	—
506	Electrical goods	121	864 615	60 633	1 293	87	610 447	50 542	1 108	34	254 168
5063	Electrical apparatus and equipment, wiring supplies, and construction materials	46	111 298	10 216	333	34	56 303	8 005	275	12	54 995
5064	Electrical appliances, television and radio sets	9	(D)	(D)	CC	7	(D)	(D)	CC	2	(D)
5065	Electronic parts and equipment, n.e.c.	66	(D)	(D)	FF	46	(D)	(D)	FF	20	(D)
507	Hardware, and plumbing and heating equipment and supplies	57	244 035	16 535	534	46	121 893	14 359	475	11	122 142
5072	Hardware	15	43 629	4 258	158	12	(D)	(D)	CC	3	(D)
5074	Plumbing and heating equipment and supplies (hydronics)	31	187 382	10 846	318	24	79 598	9 308	274	7	107 784
5075	Warm air heating and air-conditioning equipment and supplies	8	(D)	(D)	BB	8	(D)	(D)	BB	—	—
5078	Refrigeration equipment and supplies	3	(D)	(D)	AA	2	(D)	(D)	AA	1	(D)
508	Machinery, equipment, and supplies	146	386 954	41 710	1 116	113	270 666	34 395	913	33	116 288
5082	Construction and mining (except petroleum) machinery and equipment	—	—	—	—	—	—	—	—	—	—
5083	Farm and garden machinery and equipment	7	11 690	1 360	47	7	11 690	1 360	47	—	—
5084	Industrial machinery and equipment	73	171 415	20 442	580	53	92 179	14 830	417	20	79 236
5085	Industrial supplies	26	76 636	12 985	271	19	(D)	(D)	CC	7	(D)
5087	Service establishment equipment and supplies	26	36 201	3 745	134	24	(D)	(D)	CC	2	(D)
5088	Transportation equipment and supplies, except motor vehicles	14	91 012	3 178	84	10	77 930	2 771	75	4	13 082
509	Miscellaneous durable goods	74	175 180	15 185	510	60	(D)	(D)	EE	14	(D)
5091	Sporting and recreational goods and supplies	18	80 789	6 305	185	16	(D)	(D)	CC	2	(D)
5092	Toys and hobby goods and supplies	3	(D)	(D)	BB	3	(D)	(D)	BB	—	—
5093	Scrap and waste materials	26	34 581	3 642	157	24	(D)	(D)	CC	2	(D)
5094	Jewelry, watches, precious stones, and precious metals	10	20 771	2 998	89	9	(D)	(D)	BB	1	(D)
5099	Durable goods, n.e.c.	17	(D)	(D)	BB	8	3 316	598	19	9	(D)
51	Nondurable goods	415	4 196 069	209 303	6 285	355	3 491 944	174 616	5 417	60	704 125
511	Paper and paper products	51	203 973	18 555	720	40	114 528	13 699	604	11	89 445
5111	Printing and writing paper	2	(D)	(D)	CC	2	(D)	(D)	CC	—	—
5112	Stationery and office supplies	26	(D)	(D)	EE	23	(D)	(D)	EE	3	(D)
5113	Industrial and personal service paper	23	111 736	9 130	261	15	(D)	(D)	CC	8	(D)
512	Drugs, drug proprietaries, and druggists' sundries	14	865 207	28 074	822	13	(D)	(D)	FF	1	(D)
5122	Drugs, drug proprietaries, and druggists' sundries	14	865 207	28 074	822	13	(D)	(D)	FF	1	(D)
513	Apparel, piece goods, and notions	55	1 213 966	49 901	926	48	1 158 478	45 833	899	7	55 488
5131	Piece goods, notions, and other dry goods	11	(D)	(D)	BB	10	(D)	(D)	BB	1	(D)
5136	Men's and boys' clothing and furnishings	15	(D)	(D)	CC	13	(D)	(D)	CC	2	(D)
5137	Women's, children's, and infants' clothing and accessories	10	(D)	(D)	EE	9	(D)	(D)	EE	1	(D)
5139	Footwear	19	132 876	9 084	141	16	(D)	(D)	CC	3	(D)
514	Groceries and related products	150	1 309 457	69 722	2 280	131	970 364	60 572	2 028	19	339 093
5141	Groceries, general line	10	290 435	12 471	385	7	(D)	(D)	EE	3	(D)
5142	Packaged frozen foods	20	280 047	19 772	587	18	(D)	(D)	FF	2	(D)
5143	Dairy products, except dried or canned	5	(D)	(D)	AA	3	(D)	(D)	AA	2	(D)
5144	Poultry and poultry products	2	(D)	(D)	AA	2	(D)	(D)	AA	—	—
5145	Confectionery	8	68 444	3 878	140	6	(D)	(D)	CC	2	(D)
5146	Fish and seafoods	58	302 677	13 005	446	56	(D)	(D)	EE	2	(D)
5147	Meats and meat products	7	13 346	1 185	53	7	13 346	1 185	53	—	—
5148	Fresh fruits and vegetables	7	13 063	762	49	7	13 063	762	49	—	—
5149	Groceries and related products, n.e.c.	33	304 304	18 192	601	25	127 472	12 766	427	8	176 832
515	Farm-product raw materials	13	59 899	2 425	46	10	(D)	(D)	BB	3	(D)
5153	Grain and field beans	—	—	—	—	—	—	—	—	—	—
5154	Livestock	1	(D)	(D)	AA	1	(D)	(D)	AA	—	—
5159	Farm-product raw materials, n.e.c.	12	(D)	(D)	BB	9	49 808	2 045	33	3	(D)
516	Chemicals and allied products	27	90 584	6 344	177	25	(D)	(D)	CC	2	(D)
5162	Plastics materials and basic forms and shapes	6	19 042	2 297	64	6	19 042	2 297	64	—	—
5169	Chemicals and allied products, n.e.c.	21	71 542	4 047	113	19	(D)	(D)	CC	2	(D)
517	Petroleum and petroleum products	13	80 835	5 063	249	13	80 835	5 063	249	—	—
5171	Petroleum bulk stations and terminals	9	79 071	4 942	241	9	79 071	4 942	241	—	—
5172	Petroleum and petroleum products wholesalers, except bulk stations and terminals	4	1 764	121	8	4	1 764	121	8	—	—
518	Beer, wine, and distilled alcoholic beverages	6	100 565	8 199	218	5	(D)	(D)	CC	1	(D)
5181	Beer and ale	4	(D)	(D)	CC	4	(D)	(D)	CC	—	—
5182	Wine and distilled alcoholic beverages	2	(D)	(D)	BB	1	(D)	(D)	BB	1	(D)

Table 6. Summary Statistics for Counties With 200 Establishments or More: 1992 — Con.

[For meaning of abbreviations and symbols, see introductory text. For explanation of terms and comparability of 1987 and 1992 censuses, see appendix A. For information on geographic areas followed by ▲, see appendix F]

SIC code	Geographic area and kind of business	Estab-lish-ments (number)	Sales (\$1,000)	Annual payroll (\$1,000)	Paid employees for pay period including March 12 (number)	Merchant wholesalers			Other operating types		
						Estab-lish-ments (number)	Sales (\$1,000)	Annual payroll (\$1,000)	Paid employees for pay period including March 12 (number)	Estab-lish-ments (number)	Sales (\$1,000)
ESSEX COUNTY — Con.											
51	Nondurable goods — Con.										
519	Miscellaneous nondurable goods -----	86	271 583	21 020	847	70	(D)	(D)	FF	16	(D)
5191	Farm supplies -----	9	(D)	(D)	BB	8	4 359	389	23	1	(D)
5192	Books, periodicals, and newspapers -----	16	32 487	4 325	259	10	20 106	2 713	122	6	12 381
5193	Flowers, nursery stock, and florists' supplies -----	5	6 558	976	45	5	6 558	976	45	6	—
5194	Tobacco and tobacco products -----	2	(D)	(D)	BB	2	(D)	(D)	BB	—	—
5198	Paints, varnishes, and supplies -----	4	24 684	1 064	21	3	(D)	(D)	AA	1	(D)
5199	Nondurable goods, n.e.c. -----	50	176 525	13 126	435	42	150 109	12 595	422	8	26 416
HAMPDEN COUNTY											
	Wholesale trade -----	699	2 362 355	211 589	7 303	637	1 996 088	191 542	6 803	62	366 267
50	Durable goods -----	499	1 260 613	132 430	4 575	459	1 142 781	122 069	4 318	40	117 832
501	Motor vehicles and motor vehicle parts and supplies -----	97	120 398	18 009	759	93	112 462	17 116	735	4	7 936
5012	Automobiles and other motor vehicles -----	12	34 349	3 252	88	12	34 349	3 252	88	—	—
5013	Motor vehicle supplies and new parts -----	62	71 176	11 887	540	59	(D)	(D)	FF	3	(D)
5014	Tires and tubes -----	10	(D)	(D)	BB	9	(D)	(D)	BB	1	(D)
5015	Motor vehicle parts, used -----	13	(D)	(D)	BB	13	(D)	(D)	BB	—	—
502	Furniture and homefurnishings -----	21	24 994	2 995	121	21	24 994	2 995	121	—	—
5021	Furniture -----	5	5 085	1 080	38	5	5 085	1 080	38	—	—
5023	Homefurnishings -----	16	19 909	1 915	83	16	19 909	1 915	83	—	—
503	Lumber and other construction materials -----	38	120 789	7 482	272	37	(D)	(D)	EE	1	(D)
5031	Lumber, plywood, millwork, and wood panels -----	17	51 478	3 841	119	17	51 478	3 841	119	—	—
5032	Brick, stone, and related construction materials -----	11	50 034	1 722	81	11	50 034	1 722	81	—	—
5033	Roofing, siding, and insulation materials -----	4	(D)	(D)	BB	3	(D)	(D)	BB	1	(D)
5039	Construction materials, n.e.c. -----	6	(D)	(D)	BB	6	(D)	(D)	BB	—	—
504	Professional and commercial equipment and supplies -----	68	103 849	18 086	550	65	(D)	(D)	EE	3	(D)
5043	Photographic equipment and supplies -----	4	10 959	1 964	57	4	10 959	1 964	57	—	—
5044	Office equipment -----	20	14 778	3 204	125	20	14 778	3 204	125	—	—
5045	Computers and computer peripheral equipment and software -----	15	45 232	6 970	172	13	(D)	(D)	CC	2	(D)
5046	Commercial equipment, n.e.c. -----	10	21 605	3 691	111	10	21 605	3 691	111	—	—
5047	Medical, dental, and hospital equipment and supplies -----	13	8 683	1 704	57	12	(D)	(D)	BB	1	(D)
5048	Ophthalmic goods -----	1	(D)	(D)	AA	1	(D)	(D)	AA	—	—
5049	Professional equipment and supplies, n.e.c. -----	5	(D)	(D)	BB	5	(D)	(D)	BB	—	—
505	Metals and minerals, except petroleum -----	13	106 845	4 988	181	8	96 570	4 180	159	5	10 275
5051	Metals service centers and offices -----	13	106 845	4 988	181	8	96 570	4 180	159	5	10 275
5052	Coal and other minerals and ores -----	—	—	—	—	—	—	—	—	—	—
506	Electrical goods -----	41	133 208	16 520	523	35	(D)	(D)	EE	6	(D)
5063	Electrical apparatus and equipment, wiring supplies, and construction materials -----	21	95 230	11 354	325	16	69 417	8 328	255	5	25 813
5064	Electrical appliances, television and radio sets -----	—	—	—	—	—	—	—	—	—	—
5065	Electronic parts and equipment, n.e.c. -----	20	37 978	5 166	198	19	(D)	(D)	CC	1	(D)
507	Hardware, and plumbing and heating equipment and supplies -----	46	92 787	12 274	387	40	86 832	11 832	372	6	5 955
5072	Hardware -----	12	(D)	(D)	CC	11	(D)	(D)	CC	1	(D)
5074	Plumbing and heating equipment and supplies (hydronics) -----	20	35 967	5 366	157	17	(D)	(D)	CC	3	(D)
5075	Warm air heating and air-conditioning equipment and supplies -----	11	23 890	1 809	72	11	23 890	1 809	72	—	—
5078	Refrigeration equipment and supplies -----	3	(D)	(D)	AA	1	(D)	(D)	AA	2	(D)
508	Machinery, equipment, and supplies -----	119	201 143	28 482	949	109	178 040	27 327	913	10	23 103
5082	Construction and mining (except petroleum) machinery and equipment -----	7	15 828	1 800	62	7	15 828	1 800	62	—	—
5083	Farm and garden machinery and equipment -----	9	(D)	(D)	BB	9	(D)	(D)	BB	—	—
5084	Industrial machinery and equipment -----	58	104 117	14 226	446	50	(D)	(D)	EE	8	(D)
5085	Industrial supplies -----	28	55 374	7 758	233	26	(D)	(D)	CC	2	(D)
5087	Service establishment equipment and supplies -----	15	15 438	3 291	146	15	15 438	3 291	146	—	—
5088	Transportation equipment and supplies, except motor vehicles -----	2	(D)	(D)	BB	2	(D)	(D)	BB	—	—
509	Miscellaneous durable goods -----	56	356 600	23 594	833	51	346 146	23 138	816	5	10 454
5091	Sporting and recreational goods and supplies -----	11	51 936	3 243	82	10	(D)	(D)	BB	1	(D)
5092	Toys and hobby goods and supplies -----	3	(D)	(D)	AA	2	(D)	(D)	AA	1	(D)
5093	Scrap and waste materials -----	25	55 269	11 495	448	24	(D)	(D)	EE	1	(D)
5094	Jewelry, watches, precious stones, and precious metals -----	2	(D)	(D)	AA	2	(D)	(D)	AA	—	—
5099	Durable goods, n.e.c. -----	15	(D)	(D)	EE	13	(D)	(D)	EE	2	(D)

Table 6. Summary Statistics for Counties With 200 Establishments or More: 1992 — Con.

[For meaning of abbreviations and symbols, see introductory text. For explanation of terms and comparability of 1987 and 1992 censuses, see appendix A. For information on geographic areas followed by ▲, see appendix F]

SIC code	Geographic area and kind of business	Estab-lish-ments (number)	Sales (\$1,000)	Annual payroll (\$1,000)	Paid employees for pay period including March 12 (number)	Merchant wholesalers			Other operating types		
						Estab-lish-ments (number)	Sales (\$1,000)	Annual payroll (\$1,000)	Paid employees for pay period including March 12 (number)	Estab-lish-ments (number)	Sales (\$1,000)
HAMPDEN COUNTY — Con.											
51	Nondurable goods	200	1 101 742	79 159	2 728	178	853 307	69 473	2 485	22	248 435
511	Paper and paper products	38	200 285	14 204	429	31	104 583	11 271	367	7	95 702
5111	Printing and writing paper	5	44 194	3 008	73	5	44 194	3 008	73	—	—
5112	Stationery and office supplies	17	109 800	4 645	162	12	(D)	(D)	CC	5	(D)
5113	Industrial and personal service paper	16	46 291	6 551	194	14	(D)	(D)	CC	2	(D)
512	Drugs, drug proprietaries, and druggists' sundries	5	21 507	1 883	69	5	21 507	1 883	69	—	—
5122	Drugs, drug proprietaries, and druggists' sundries	5	21 507	1 883	69	5	21 507	1 883	69	—	—
513	Apparel, piece goods, and notions	9	6 311	757	39	9	6 311	757	39	—	—
5131	Piece goods, notions, and other dry goods	2	(D)	(D)	AA	2	(D)	(D)	AA	—	—
5136	Men's and boys' clothing and furnishings	1	(D)	(D)	AA	1	(D)	(D)	AA	—	—
5137	Women's, children's, and infants' clothing and accessories	3	(D)	(D)	AA	3	(D)	(D)	AA	—	—
5139	Footwear	3	3 993	230	8	3	3 993	230	8	—	—
514	Groceries and related products	48	260 254	22 059	818	45	242 473	19 910	748	3	17 781
5141	Groceries, general line	8	49 456	3 151	124	8	49 456	3 151	124	—	—
5142	Packages, frozen foods	—	—	—	—	—	—	—	—	—	—
5143	Dairy products, except dried or canned	4	17 419	1 271	22	4	17 419	1 271	22	—	—
5144	Poultry and poultry products	2	(D)	(D)	AA	2	(D)	(D)	AA	—	—
5145	Confectionery	6	17 989	2 058	95	6	17 989	2 058	95	—	—
5146	Fish and seafoods	5	15 710	1 099	67	5	15 710	1 099	67	—	—
5147	Meats and meat products	4	50 139	3 416	141	3	(D)	(D)	CC	1	(D)
5148	Fresh fruits and vegetables	7	35 603	3 143	109	7	35 603	3 143	109	—	—
5149	Groceries and related products, n.e.c.	12	(D)	(D)	CC	10	(D)	(D)	CC	2	(D)
515	Farm-product raw materials	2	(D)	(D)	AA	2	(D)	(D)	AA	—	—
5153	Grain and field beans	1	(D)	(D)	AA	1	(D)	(D)	AA	—	—
5154	Livestock	—	—	—	—	—	—	—	—	—	—
5159	Farm-product raw materials, n.e.c.	1	(D)	(D)	AA	1	(D)	(D)	AA	—	—
516	Chemicals and allied products	23	122 539	9 477	293	21	(D)	(D)	CC	2	(D)
5162	Plastics materials and basic forms and shapes	9	(D)	(D)	CC	8	46 588	1 979	69	1	(D)
5169	Chemicals and allied products, n.e.c.	14	(D)	(D)	CC	13	(D)	(D)	CC	1	(D)
517	Petroleum and petroleum products	7	(D)	(D)	BB	6	(D)	(D)	BB	1	(D)
5171	Petroleum bulk stations and terminals	2	(D)	(D)	BB	1	(D)	(D)	AA	1	(D)
5172	Petroleum and petroleum products wholesalers, except bulk stations and terminals	5	2 310	223	14	5	2 310	223	14	—	—
518	Beer, wine, and distilled alcoholic beverages	12	160 487	15 008	406	12	160 487	15 008	406	—	—
5181	Beer and ale	4	76 575	8 367	199	4	76 575	8 367	199	—	—
5182	Wine and distilled alcoholic beverages	8	83 912	6 641	207	8	83 912	6 641	207	—	—
519	Miscellaneous nondurable goods	56	(D)	(D)	FF	47	(D)	(D)	FF	9	(D)
5191	Farm supplies	5	(D)	(D)	BB	4	(D)	(D)	BB	1	(D)
5192	Books, periodicals, and newspapers	6	(D)	(D)	CC	3	(D)	(D)	CC	3	(D)
5193	Flowers, nursery stock, and florists' supplies	12	17 224	3 137	151	12	17 224	3 137	151	—	—
5194	Tobacco and tobacco products	1	(D)	(D)	BB	1	(D)	(D)	BB	—	—
5198	Paints, varnishes, and supplies	5	3 331	492	24	3	(D)	(D)	AA	2	(D)
5199	Nondurable goods, n.e.c.	27	(D)	(D)	CC	24	(D)	(D)	BB	3	(D)
MIDDLESEX COUNTY											
	Wholesale trade	3 120	28 588 423	1 749 517	44 574	2 356	13 446 895	1 114 959	30 701	764	15 141 528
50	Durable goods	2 213	16 377 235	1 275 745	31 469	1 678	6 828 764	802 699	21 496	535	9 548 471
501	Motor vehicles and motor vehicle parts and supplies	219	1 287 446	51 481	2 079	208	(D)	(D)	GG	11	(D)
5012	Automobiles and other motor vehicles	24	923 201	9 257	431	21	(D)	(D)	CC	3	(D)
5013	Motor vehicle supplies and new parts	151	303 393	33 163	1 294	143	277 385	31 826	1 259	8	26 008
5014	Tires and tubes	10	(D)	(D)	CC	10	(D)	(D)	CC	—	—
5015	Motor vehicle parts, used	34	(D)	(D)	CC	34	(D)	(D)	CC	—	—
502	Furniture and homefurnishings	98	410 602	24 005	673	64	147 265	19 067	539	34	263 337
5021	Furniture	37	199 517	9 399	257	25	54 784	7 133	202	12	144 733
5023	Homefurnishings	61	211 085	14 606	416	39	92 481	11 934	337	22	118 604
503	Lumber and other construction materials	129	620 094	57 943	1 584	108	480 479	52 207	1 407	21	139 615
5031	Lumber, plywood, millwork, and wood panels	55	380 043	33 495	918	48	316 659	31 641	859	7	63 384
5032	Brick, stone, and related construction materials	29	65 170	10 029	283	27	(D)	(D)	EE	2	(D)
5033	Roofing, siding, and insulation materials	23	114 639	9 614	243	16	67 746	7 350	169	7	46 893
5039	Construction materials, n.e.c.	22	60 242	4 805	140	17	(D)	(D)	CC	5	(D)
504	Professional and commercial equipment and supplies	549	6 342 206	608 680	13 290	432	2 488 228	333 225	8 030	117	3 853 978
5043	Photographic equipment and supplies	15	87 412	7 573	264	13	(D)	(D)	EE	2	(D)
5044	Office equipment	61	582 345	113 788	3 018	45	304 764	69 401	2 053	16	277 581
5045	Computers and computer peripheral equipment and software	287	4 360 093	384 468	7 515	218	1 513 924	175 499	3 683	69	2 846 169
5046	Commercial equipment, n.e.c.	32	53 630	6 865	239	27	(D)	(D)	CC	5	(D)
5047	Medical, dental, and hospital equipment and supplies	103	1 023 960	57 667	1 328	89	353 284	43 102	1 034	14	670 676
5048	Ophthalmic goods	11	34 279	6 655	165	10	(D)	(D)	CC	1	(D)
5049	Professional equipment and supplies, n.e.c.	40	200 487	31 664	761	30	166 627	25 783	636	10	33 860
505	Metals and minerals, except petroleum	54	315 080	23 322	649	40	147 807	15 411	485	14	167 273
5051	Metals service centers and offices	54	315 080	23 322	649	40	147 807	15 411	485	14	167 273
5052	Coal and other minerals and ores	—	—	—	—	—	—	—	—	—	—

Table 6. Summary Statistics for Counties With 200 Establishments or More: 1992 — Con.

[For meaning of abbreviations and symbols, see introductory text. For explanation of terms and comparability of 1987 and 1992 censuses, see appendix A. For information on geographic areas followed by ▲, see appendix F]

SIC code	Geographic area and kind of business	Establishments (number)	Sales (\$1,000)	Annual payroll (\$1,000)	Paid employees for pay period including March 12 (number)	Merchant wholesalers				Other operating types	
						Establishments (number)	Sales (\$1,000)	Annual payroll (\$1,000)	Paid employees for pay period including March 12 (number)	Establishments (number)	Sales (\$1,000)
MIDDLESEX COUNTY — Con.											
50	Durable goods — Con.										
506	Electrical goods	461	4 055 680	242 686	5 944	275	1 520 020	134 208	3 647	186	2 535 660
5063	Electrical apparatus and equipment, wiring supplies, and construction materials	151	601 550	56 568	1 595	103	283 576	35 508	1 105	48	317 974
5064	Electrical appliances, television and radio sets	37	619 542	19 635	477	21	312 878	10 306	258	16	306 664
5065	Electronic parts and equipment, n.e.c.	273	2 834 588	166 483	3 872	151	923 566	88 394	2 284	122	1 911 022
507	Hardware, and plumbing and heating equipment and supplies	191	664 364	67 035	1 850	151	404 565	53 161	1 519	40	259 799
5072	Hardware	58	172 569	17 800	484	47	(D)	(D)	EE	11	(D)
5074	Plumbing and heating equipment and supplies (hydronics)	82	321 638	30 915	847	66	179 398	25 514	716	16	142 240
5075	Warm air heating and air-conditioning equipment and supplies	38	147 654	16 670	471	29	(D)	(D)	EE	9	(D)
5078	Refrigeration equipment and supplies	13	22 503	1 650	48	9	(D)	(D)	BB	4	(D)
508	Machinery, equipment, and supplies	330	1 663 989	147 802	3 636	254	782 144	107 458	2 883	76	881 845
5082	Construction and mining (except petroleum) machinery and equipment	16	55 241	5 751	156	12	50 326	5 073	141	4	4 915
5083	Farm and garden machinery and equipment	11	11 400	1 586	64	10	(D)	(D)	BB	1	(D)
5084	Industrial machinery and equipment	177	819 964	84 461	1 933	130	479 893	61 598	1 547	47	340 071
5085	Industrial supplies	83	676 646	38 911	926	64	172 362	25 769	680	19	504 284
5087	Service establishment equipment and supplies	36	74 766	14 501	477	33	(D)	(D)	EE	3	(D)
5088	Transportation equipment and supplies, except motor vehicles	7	25 972	2 592	80	5	(D)	(D)	BB	2	(D)
509	Miscellaneous durable goods	182	1 017 774	52 791	1 764	146	(D)	(D)	GG	36	(D)
5091	Sporting and recreational goods and supplies	41	276 907	14 971	785	29	96 328	8 817	275	12	180 579
5092	Toys and hobby goods and supplies	15	45 810	2 557	90	11	15 870	1 555	73	4	29 940
5093	Scrap and waste materials	48	179 994	14 876	465	48	179 994	14 876	465	—	—
5094	Jewelry, watches, precious stones, and precious metals	26	35 515	1 873	66	23	21 195	1 548	60	3	14 320
5099	Durable goods, n.e.c.	52	479 548	18 514	358	35	(D)	(D)	EE	17	(D)
51	Nondurable goods	907	12 211 188	473 772	13 105	678	6 618 131	312 260	9 205	229	5 593 057
511	Paper and paper products	165	1 005 031	78 248	2 364	135	544 067	63 940	2 011	30	460 964
5111	Printing and writing paper	26	345 191	9 633	249	20	102 918	8 541	217	6	242 273
5112	Stationery and office supplies	92	392 736	42 100	1 389	78	292 126	37 730	1 269	14	100 610
5113	Industrial and personal service paper	47	267 104	26 515	726	37	149 023	17 669	525	10	118 081
512	Drugs, drug proprietaries, and druggists' sundries	40	407 715	18 116	567	30	323 350	15 683	508	10	84 365
5122	Drugs, drug proprietaries, and druggists' sundries	40	407 715	18 116	567	30	323 350	15 683	508	10	84 365
513	Apparel, piece goods, and notions	111	1 145 852	69 097	1 513	78	827 888	50 040	1 222	33	317 964
5131	Piece goods, notions, and other dry goods	22	72 562	5 467	188	16	28 148	3 371	142	6	44 414
5136	Men's and boys' clothing and furnishings	20	36 073	1 997	71	14	16 352	1 558	58	6	19 721
5137	Women's, children's, and infants' clothing and accessories	36	73 218	5 925	187	27	54 513	5 204	174	9	18 705
5139	Footwear	33	963 999	55 708	1 067	21	728 875	39 907	848	12	235 124
514	Groceries and related products	243	4 444 195	149 037	4 462	174	1 103 625	74 111	2 386	69	3 340 570
5141	Groceries, general line	33	1 064 110	27 817	799	20	144 958	8 706	285	13	919 152
5142	Packaged frozen foods	20	525 442	16 234	389	11	238 823	10 187	240	9	286 619
5143	Dairy products, except dried or canned	9	78 623	4 354	139	8	(D)	(D)	CC	1	(D)
5144	Poultry and poultry products	6	41 274	1 966	39	5	(D)	(D)	BB	1	(D)
5145	Confectionery	22	127 058	9 090	340	14	35 126	3 992	173	8	91 932
5146	Fish and seafoods	10	53 789	1 981	58	8	(D)	(D)	BB	2	(D)
5147	Meats and meat products	19	244 448	8 598	272	17	(D)	(D)	CC	2	(D)
5148	Fresh fruits and vegetables	35	217 505	10 807	386	31	(D)	(D)	EE	4	(D)
5149	Groceries and related products, n.e.c.	89	2 091 946	68 190	2 040	60	267 540	26 100	864	29	1 824 406
515	Farm-product raw materials	14	39 353	1 487	42	12	(D)	(D)	BB	2	(D)
5153	Grain and field beans	1	(D)	(D)	AA	1	(D)	(D)	AA	—	—
5154	Livestock	2	(D)	(D)	AA	1	(D)	(D)	AA	1	(D)
5159	Farm-product raw materials, n.e.c.	11	(D)	(D)	BB	10	27 222	1 290	33	1	(D)
516	Chemicals and allied products	97	963 028	51 371	1 353	71	501 261	36 871	987	26	461 767
5162	Plastics materials and basic forms and shapes	29	178 953	10 146	268	23	145 286	8 212	232	6	33 667
5169	Chemicals and allied products, n.e.c.	68	784 075	41 225	1 085	48	355 975	28 659	755	20	428 100
517	Petroleum and petroleum products	33	3 127 984	26 924	514	28	2 789 519	19 061	382	5	338 465
5171	Petroleum bulk stations and terminals	19	2 652 522	20 800	420	15	(D)	(D)	EE	4	(D)
5172	Petroleum and petroleum products wholesalers, except bulk stations and terminals	14	475 462	6 124	94	13	(D)	(D)	BB	1	(D)
518	Beer, wine, and distilled alcoholic beverages	15	(D)	(D)	FF	14	(D)	(D)	EE	1	(D)
5181	Beer and ale	3	(D)	(D)	EE	2	(D)	(D)	CC	1	(D)
5182	Wine and distilled alcoholic beverages	12	142 418	16 459	333	12	142 418	16 459	333	—	—
519	Miscellaneous nondurable goods	189	(D)	(D)	GG	136	(D)	(D)	GG	53	457 250
5191	Farm supplies	24	38 777	4 199	220	20	36 258	4 021	211	4	2 519
5192	Books, periodicals, and newspapers	42	407 830	19 036	454	24	51 438	7 177	252	18	356 392
5193	Flowers, nursery stock, and florists' supplies	17	19 155	2 634	141	16	(D)	(D)	CC	1	(D)
5194	Tobacco and tobacco products	6	117 450	4 009	191	6	117 450	4 009	191	—	—
5198	Paints, varnishes, and supplies	21	77 177	6 147	154	14	40 089	3 968	94	7	37 088
5199	Nondurable goods, n.e.c.	79	(D)	(D)	EE	56	(D)	(D)	EE	23	(D)

MA-36 MASSACHUSETTS

WHOLESALE TRADE—GEOGRAPHIC AREA SERIES

Table 6. Summary Statistics for Counties With 200 Establishments or More: 1992 — Con.

[For meaning of abbreviations and symbols, see introductory text. For explanation of terms and comparability of 1987 and 1992 censuses, see appendix A. For information on geographic areas followed by ▲, see appendix F]

SIC code	Geographic area and kind of business	Estab-lish-ments (number)	Sales (\$1,000)	Annual payroll (\$1,000)	Paid employees for pay period including March 12 (number)	Merchant wholesalers				Other operating types	
						Estab-lish-ments (number)	Sales (\$1,000)	Annual payroll (\$1,000)	Paid employees for pay period including March 12 (number)	Estab-lish-ments (number)	Sales (\$1,000)
NORFOLK COUNTY											
	Wholesale trade -----	1 567	20 327 039	865 430	23 474	1 116	8 422 225	620 656	17 029	451	11 904 814
50	Durable goods -----	1 075	9 818 661	455 307	12 477	785	3 469 177	340 493	9 519	290	6 349 484
501	Motor vehicles and motor vehicle parts and supplies -----	111	3 720 506	48 507	1 598	94	(D)	(D)	FF	17	(D)
5012	Automobiles and other motor vehicles -----	21	3 343 705	19 951	587	14	(D)	(D)	CC	7	(D)
5013	Motor vehicle supplies and new parts -----	74	(D)	(D)	FF	65	(D)	(D)	FF	9	192 898
5014	Tires and tubes -----	5	(D)	(D)	BB	4	4 753	526	18	1	(D)
5015	Motor vehicle parts, used -----	11	(D)	(D)	BB	11	(D)	(D)	BB	-	-
502	Furniture and homefurnishings -----	69	286 800	19 992	590	41	118 693	15 800	511	28	168 107
5021	Furniture -----	29	81 048	5 935	167	18	35 250	4 436	135	11	45 798
5023	Homefurnishings -----	40	205 752	14 057	423	23	83 443	11 364	376	17	122 309
503	Lumber and other construction materials -----	71	375 189	24 036	672	58	261 591	20 935	590	13	113 598
5031	Lumber, plywood, millwork, and wood panels -----	31	207 672	15 117	378	28	202 193	14 892	372	3	5 479
5032	Brick, stone, and related construction materials -----	12	20 620	1 826	61	9	11 422	1 231	44	3	9 198
5033	Roofing, siding, and insulation materials -----	12	108 702	2 875	87	8	13 974	1 148	40	4	94 728
5039	Construction materials, n.e.c. -----	16	38 195	4 218	146	13	34 002	3 664	134	3	4 193
504	Professional and commercial equipment and supplies -----	199	2 457 033	135 237	3 520	153	1 195 250	95 977	2 607	46	1 261 783
5043	Photographic equipment and supplies -----	7	1 021 052	22 969	662	4	(D)	(D)	BB	3	(D)
5044	Office equipment -----	27	274 690	18 994	519	19	208 744	15 158	539	8	65 946
5045	Computers and computer peripheral equipment and software -----	85	685 911	44 238	1 122	65	579 398	37 279	958	20	106 513
5046	Commercial equipment, n.e.c. -----	16	51 729	6 261	156	12	(D)	(D)	CC	4	(D)
5047	Medical, dental, and hospital equipment and supplies -----	42	327 430	32 057	754	34	247 409	25 813	621	8	80 021
5048	Ophthalmic goods -----	10	36 101	6 528	180	9	(D)	(D)	CC	1	(D)
5049	Professional equipment and supplies, n.e.c. -----	12	60 120	4 190	127	10	(D)	(D)	CC	2	(D)
505	Metals and minerals, except petroleum -----	32	199 847	19 658	424	27	148 511	18 870	399	5	51 336
5051	Metals service centers and offices -----	31	(D)	(D)	EE	26	(D)	(D)	EE	5	51 336
5052	Coal and other minerals and ores -----	1	(D)	(D)	AA	1	(D)	(D)	AA	-	-
506	Electrical goods -----	195	1 246 113	71 181	1 960	120	539 363	48 268	1 444	75	706 750
5063	Electrical apparatus and equipment, wiring supplies, and construction materials -----	85	444 291	29 625	807	55	142 546	18 701	566	30	301 745
5064	Electrical appliances, television and radio sets -----	25	305 003	8 696	218	17	247 764	7 144	182	8	57 239
5065	Electronic parts and equipment, n.e.c. -----	85	496 819	32 860	935	48	149 053	22 423	696	37	347 766
507	Hardware, and plumbing and heating equipment and supplies -----	95	408 274	33 259	873	63	201 209	26 464	702	32	207 065
5072	Hardware -----	33	187 479	12 694	318	21	69 834	10 229	260	12	117 645
5074	Plumbing and heating equipment and supplies (hydronics) -----	42	189 010	17 263	478	30	110 913	13 941	389	12	78 097
5075	Warm air heating and air-conditioning equipment and supplies -----	16	25 290	2 830	62	8	13 967	1 822	38	8	11 323
5078	Refrigeration equipment and supplies -----	4	6 495	472	15	4	6 495	472	15	-	-
508	Machinery, equipment, and supplies -----	208	584 339	68 836	1 770	154	352 975	54 021	1 442	54	231 364
5082	Construction and mining (except petroleum) machinery and equipment -----	12	33 727	3 642	111	8	20 651	2 464	85	4	13 076
5083	Farm and garden machinery and equipment -----	7	18 545	2 490	86	6	(D)	(D)	BB	1	(D)
5084	Industrial machinery and equipment -----	115	418 575	44 804	1 052	74	215 362	32 566	795	41	203 213
5085	Industrial supplies -----	54	88 044	13 861	391	48	83 026	13 520	376	6	5 018
5087	Service establishment equipment and supplies -----	17	24 108	3 885	119	15	(D)	(D)	BB	2	(D)
5088	Transportation equipment and supplies, except motor vehicles -----	3	1 340	154	11	3	1 340	154	11	-	-
509	Miscellaneous durable goods -----	95	540 560	34 601	1 070	75	(D)	(D)	FF	20	(D)
5091	Sporting and recreational goods and supplies -----	12	127 761	10 911	362	9	117 777	10 657	352	3	9 984
5092	Toys and hobby goods and supplies -----	12	91 197	3 417	110	6	20 239	2 385	94	6	70 958
5093	Scrap and waste materials -----	24	65 413	5 365	221	23	(D)	(D)	CC	1	(D)
5094	Jewelry, watches, precious stones, and precious metals -----	20	69 380	7 227	189	19	(D)	(D)	CC	1	(D)
5099	Durable goods, n.e.c. -----	27	186 809	7 681	188	18	(D)	(D)	CC	9	(D)
51	Nondurable goods -----	492	10 508 378	410 123	10 997	331	4 953 048	280 163	7 510	161	5 555 330
511	Paper and paper products -----	93	1 636 922	52 117	1 574	56	275 855	29 802	1 029	37	1 361 067
5111	Printing and writing paper -----	14	190 158	6 408	136	9	(D)	(D)	CC	5	(D)
5112	Stationery and office supplies -----	53	201 062	25 577	922	31	86 635	18 454	753	22	114 427
5113	Industrial and personal service paper -----	26	1 245 702	20 132	516	16	(D)	(D)	CC	10	(D)
512	Drugs, drug proprietaries, and druggists' sundries -----	20	955 597	48 992	1 128	14	296 364	22 201	507	6	659 233
5122	Drugs, drug proprietaries, and druggists' sundries -----	20	955 597	48 992	1 128	14	296 364	22 201	507	6	659 233
513	Apparel, piece goods, and notions -----	76	1 869 496	98 773	1 875	51	1 713 931	94 827	1 813	25	155 565
5131	Piece goods, notions, and other dry goods -----	21	138 416	13 432	424	16	110 394	12 677	412	5	28 022
5136	Men's and boys' clothing and furnishings -----	15	(D)	(D)	BB	8	(D)	(D)	BB	7	(D)
5137	Women's, children's, and infants' clothing and accessories -----	22	(D)	(D)	CC	16	(D)	(D)	CC	6	(D)
5139	Footwear -----	18	(D)	(D)	GG	11	(D)	(D)	GG	7	60 596
514	Groceries and related products -----	129	3 745 971	90 360	2 874	85	1 292 480	39 763	1 329	44	2 453 491
5141	Groceries, general line -----	24	274 486	10 963	436	17	162 845	9 579	386	7	111 641
5142	Packaged frozen foods -----	17	581 885	10 769	266	11	448 322	7 404	184	6	133 563
5143	Dairy products, except dried or canned -----	5	(D)	(D)	CC	3	1 887	78	7	2	(D)
5144	Poultry and poultry products -----	3	(D)	(D)	AA	3	(D)	(D)	AA	-	-
5145	Confectionery -----	10	89 337	7 429	226	5	18 838	777	27	5	70 499

Table 6. Summary Statistics for Counties With 200 Establishments or More: 1992 — Con.

[For meaning of abbreviations and symbols, see introductory text. For explanation of terms and comparability of 1987 and 1992 censuses, see appendix A. For information on geographic areas followed by ▲, see appendix F]

SIC code	Geographic area and kind of business	Estab-lish-ments (number)	Sales (\$1,000)	Annual payroll (\$1,000)	Paid employees for pay period including March 12 (number)	Merchant wholesalers			Other operating types	
						Estab-lish-ments (number)	Sales (\$1,000)	Annual payroll (\$1,000)	Paid employees for pay period including March 12 (number)	Estab-lish-ments (number)
NORFOLK COUNTY — Con.										
51	Nondurable goods — Con.									
514	Groceries and related products — Con.									
5146	Fish and seafoods	5	62 099	1 920	71	4	(D)	(D)	BB	1 (D)
5147	Meats and meat products	10	284 076	2 910	83	8	(D)	(D)	BB	2 (D)
5148	Fresh fruits and vegetables	4	30 675	1 675	33	4	30 675	1 675	33	—
5149	Groceries and related products, n.e.c.	51	2 229 640	50 911	1 631	30	365 246	16 542	558	21 1 864 394
515	Farm-product raw materials	4	23 170	481	10	3	(D)	(D)	AA	1 (D)
5153	Grain and field beans	—	—	—	—	—	—	—	—	—
5154	Livestock	1	(D)	(D)	AA	1	(D)	(D)	AA	—
5159	Farm-product raw materials, n.e.c.	3	(D)	(D)	AA	2	(D)	(D)	AA	1 (D)
516	Chemicals and allied products	40	324 083	15 069	415	26	61 987	7 349	196	14 262 096
5162	Plastics materials and basic forms and shapes ...	14	223 884	4 173	100	11	(D)	(D)	BB	3 (D)
5169	Chemicals and allied products, n.e.c.	26	100 199	10 896	315	15	(D)	(D)	CC	11 (D)
517	Petroleum and petroleum products	18	527 925	9 705	253	15	(D)	(D)	CC	3 (D)
5171	Petroleum bulk stations and terminals	8	186 973	2 299	84	7	(D)	(D)	BB	1 (D)
5172	Petroleum and petroleum products wholesalers, except bulk stations and terminals	10	340 952	7 406	169	8	(D)	(D)	CC	2 (D)
518	Beer, wine, and distilled alcoholic beverages	14	353 089	24 290	538	7	(D)	(D)	EE	7 (D)
5181	Beer and ale	2	(D)	(D)	AA	2	(D)	(D)	AA	—
5182	Wine and distilled alcoholic beverages	12	(D)	(D)	FF	5	(D)	(D)	EE	7 (D)
519	Miscellaneous nondurable goods	98	1 072 125	70 336	2 330	74	(D)	(D)	GG	24 (D)
5191	Farm supplies	7	7 051	655	25	5	(D)	(D)	BB	2 (D)
5192	Books, periodicals, and newspapers	23	559 931	35 192	1 202	14	431 100	25 297	904	9 128 831
5193	Flowers, nursery stock, and florists' supplies	8	8 909	1 527	72	7	(D)	(D)	BB	1 (D)
5194	Tobacco and tobacco products	6	329 956	10 716	326	5	(D)	(D)	EE	1 (D)
5198	Paints, varnishes, and supplies	12	71 977	9 085	377	9	68 350	8 823	366	3 3 627
5199	Nondurable goods, n.e.c.	42	94 301	13 161	328	34	(D)	(D)	EE	8 (D)
PLYMOUTH COUNTY										
	Wholesale trade	733	3 780 800	259 619	8 160	605	2 348 680	219 471	7 073	128 1 432 120
50	Durable goods	488	1 313 089	130 291	4 147	405	834 667	111 390	3 631	83 478 422
501	Motor vehicles and motor vehicle parts and supplies	82	148 325	18 913	715	79	(D)	(D)	FF	3 (D)
5012	Automobiles and other motor vehicles	6	30 821	2 037	75	6	30 821	2 037	75	—
5013	Motor vehicle supplies and new parts	56	89 579	13 803	502	53	(D)	(D)	EE	3 (D)
5014	Tires and tubes	6	(D)	(D)	BB	6	(D)	(D)	BB	—
5015	Motor vehicle parts, used	14	(D)	(D)	BB	14	(D)	(D)	BB	—
502	Furniture and home furnishings	31	217 316	12 800	379	26	94 400	11 592	334	5 122 916
5021	Furniture	8	28 910	4 725	118	7	(D)	(D)	CC	1 (D)
5023	Home furnishings	23	188 406	8 075	261	19	(D)	(D)	CC	4 (D)
503	Lumber and other construction materials	29	72 699	4 884	170	21	23 588	2 621	97	8 49 111
5031	Lumber, plywood, millwork, and wood panels	14	52 091	3 049	101	8	(D)	(D)	BB	6 (D)
5032	Brick, stone, and related construction materials ...	3	2 392	383	19	3	2 392	383	19	—
5033	Roofing, siding, and insulation materials	5	12 851	766	23	4	(D)	(D)	AA	1 (D)
5039	Construction materials, n.e.c.	7	5 365	686	27	6	(D)	(D)	BB	1 (D)
504	Professional and commercial equipment and supplies	74	208 703	22 286	671	65	159 595	18 130	572	9 49 108
5043	Photographic equipment and supplies	2	(D)	(D)	AA	2	(D)	(D)	AA	—
5044	Office equipment	12	15 479	3 189	118	11	(D)	(D)	CC	1 (D)
5045	Computers and computer peripheral equipment and software	34	80 227	8 977	246	30	44 701	6 207	176	4 35 526
5046	Commercial equipment, n.e.c.	5	(D)	(D)	BB	5	(D)	(D)	BB	—
5047	Medical, dental, and hospital equipment and supplies	11	38 631	4 560	125	8	(D)	(D)	CC	3 (D)
5048	Ophthalmic goods	5	14 205	2 840	102	4	(D)	(D)	CC	1 (D)
5049	Professional equipment and supplies, n.e.c.	5	(D)	(D)	AA	5	(D)	(D)	AA	—
505	Metals and minerals, except petroleum	21	63 638	5 659	156	18	(D)	(D)	CC	3 (D)
5051	Metals service centers and offices	18	(D)	(D)	CC	16	34 921	4 113	124	2 (D)
5052	Coal and other minerals and ores	3	(D)	(D)	BB	2	(D)	(D)	BB	1 (D)
506	Electrical goods	71	263 574	23 505	708	46	110 753	16 364	530	25 152 821
5063	Electrical apparatus and equipment, wiring supplies, and construction materials	36	112 778	8 149	303	26	50 018	5 042	198	10 62 760
5064	Electrical appliances, television and radio sets ...	6	32 764	2 877	92	3	8 845	2 358	79	3 23 919
5065	Electronic parts and equipment, n.e.c.	29	118 032	12 479	313	17	51 890	8 964	253	12 66 142
507	Hardware, and plumbing and heating equipment and supplies	45	99 058	12 194	417	41	78 033	11 491	395	4 21 025
5072	Hardware	16	32 191	4 620	153	15	(D)	(D)	CC	1 (D)
5074	Plumbing and heating equipment and supplies (hydronics)	20	57 703	5 771	194	17	(D)	(D)	CC	3 (D)
5075	Warm air heating and air-conditioning equipment and supplies	5	5 807	1 145	42	5	5 807	1 145	42	—
5078	Refrigeration equipment and supplies	4	3 357	658	28	4	3 357	658	28	—

Table 6. Summary Statistics for Counties With 200 Establishments or More: 1992 — Con.

[For meaning of abbreviations and symbols, see introductory text. For explanation of terms and comparability of 1987 and 1992 censuses, see appendix A. For information on geographic areas followed by ▲, see appendix F]

SIC code	Geographic area and kind of business	Estab-lish-ments (number)	Sales (\$1,000)	Annual payroll (\$1,000)	Paid employees for pay period including March 12 (number)	Merchant wholesalers				Other operating types	
						Estab-lish-ments (number)	Sales (\$1,000)	Annual payroll (\$1,000)	Paid employees for pay period including March 12 (number)	Estab-lish-ments (number)	Sales (\$1,000)
PLYMOUTH COUNTY — Con.											
50	Durable goods — Con.										
508	Machinery, equipment, and supplies -----	85	154 300	18 610	555	68	122 168	16 949	502	17	32 132
5082	Construction and mining (except petroleum) machinery and equipment -----	5	(D)	(D)	BB	4	(D)	(D)	BB	1	(D)
5083	Farm and garden machinery and equipment -----	11	17 241	1 727	52	10	(D)	(D)	BB	1	(D)
5084	Industrial machinery and equipment -----	41	98 915	11 962	295	30	77 431	10 736	257	11	21 484
5085	Industrial supplies -----	16	27 534	3 693	154	12	(D)	(D)	CC	4	(D)
5087	Service establishment equipment and supplies -----	8	(D)	(D)	AA	8	(D)	(D)	AA	—	—
5088	Transportation equipment and supplies, except motor vehicles -----	4	2 995	353	15	4	2 995	353	15	—	—
509	Miscellaneous durable goods -----	50	85 476	11 440	376	41	64 949	10 821	353	9	20 527
5091	Sporting and recreational goods and supplies -----	12	14 754	2 752	106	11	(D)	(D)	CC	1	(D)
5092	Toys and hobby goods and supplies -----	2	(D)	(D)	AA	1	(D)	(D)	AA	1	(D)
5093	Scrap and waste materials -----	17	23 230	3 239	97	17	23 230	3 239	97	—	—
5094	Jewelry, watches, precious stones, and precious metals -----	3	21 917	3 355	111	2	(D)	(D)	CC	1	(D)
5099	Durable goods, n.e.c. -----	16	(D)	(D)	BB	10	(D)	(D)	BB	6	11 527
51	Nondurable goods -----	245	2 467 711	129 328	4 013	200	1 514 013	108 081	3 442	45	953 698
511	Paper and paper products -----	36	155 425	6 963	228	25	36 686	5 364	194	11	118 739
5111	Printing and writing paper -----	6	85 759	599	18	3	777	234	10	3	84 982
5112	Stationery and office supplies -----	15	40 542	2 454	80	10	13 621	1 468	59	5	26 921
5113	Industrial and personal service paper -----	15	29 124	3 910	130	12	22 288	3 662	125	3	6 836
512	Drugs, drug proprietaries, and druggists' sundries -----	11	503 967	4 669	189	8	(D)	(D)	BB	3	(D)
5122	Drugs, drug proprietaries, and druggists' sundries -----	11	503 967	4 669	189	8	(D)	(D)	BB	3	(D)
513	Apparel, piece goods, and notions -----	26	391 834	42 754	1 499	23	381 083	41 197	1 463	3	10 751
5131	Piece goods, notions, and other dry goods -----	5	(D)	(D)	BB	3	(D)	(D)	BB	2	(D)
5136	Men's and boys' clothing and furnishings -----	6	176 156	19 871	1 107	6	176 156	19 871	1 107	—	—
5137	Women's, children's, and infants' clothing and accessories -----	11	(D)	(D)	CC	10	61 657	11 322	158	1	(D)
5139	Footwear -----	4	(D)	(D)	CC	4	(D)	(D)	CC	—	—
514	Groceries and related products -----	75	833 489	24 733	774	64	270 872	17 916	623	11	562 617
5141	Groceries, general line -----	8	38 056	2 317	82	8	38 056	2 317	82	—	—
5142	Packaged frozen foods -----	6	39 713	480	16	5	(D)	(D)	AA	1	(D)
5143	Dairy products, except dried or canned -----	6	41 238	1 068	33	6	41 238	1 068	33	—	—
5144	Poultry and poultry products -----	4	55 988	877	20	1	(D)	(D)	AA	3	(D)
5145	Confectionery -----	3	6 413	806	36	3	6 413	806	36	—	—
5146	Fish and seafoods -----	15	29 343	1 917	71	15	29 343	1 917	71	—	—
5147	Meats and meat products -----	10	91 851	4 108	111	7	(D)	(D)	BB	3	(D)
5148	Fresh fruits and vegetables -----	10	45 278	3 116	104	9	(D)	(D)	CC	1	(D)
5149	Groceries and related products, n.e.c. -----	13	485 609	10 044	301	10	(D)	(D)	CC	3	(D)
515	Farm-product raw materials -----	5	8 424	210	11	4	(D)	(D)	AA	1	(D)
5153	Grain and field beans -----	1	(D)	(D)	AA	1	(D)	(D)	AA	—	—
5154	Livestock -----	—	—	—	—	—	—	—	—	—	—
5159	Farm-product raw materials, n.e.c. -----	4	(D)	(D)	AA	3	(D)	(D)	AA	1	(D)
516	Chemicals and allied products -----	25	122 306	10 452	333	19	41 995	4 874	164	6	80 311
5162	Plastics materials and basic forms and shapes -----	6	10 289	2 071	92	5	(D)	(D)	BB	1	(D)
5169	Chemicals and allied products, n.e.c. -----	19	112 017	8 381	241	14	(D)	(D)	BB	5	(D)
517	Petroleum and petroleum products -----	8	125 175	4 926	119	8	125 175	4 926	119	—	—
5171	Petroleum bulk stations and terminals -----	3	19 137	785	24	3	19 137	785	24	—	—
5172	Petroleum and petroleum products wholesalers, except bulk stations and terminals -----	5	106 038	4 141	95	5	106 038	4 141	95	—	—
518	Beer, wine, and distilled alcoholic beverages -----	5	(D)	(D)	EE	4	(D)	(D)	EE	1	(D)
5181	Beer and ale -----	4	(D)	(D)	EE	4	(D)	(D)	EE	—	—
5182	Wine and distilled alcoholic beverages -----	1	(D)	(D)	AA	—	—	—	—	1	(D)
519	Miscellaneous nondurable goods -----	54	(D)	(D)	EE	45	(D)	(D)	EE	9	(D)
5191	Farm supplies -----	10	20 095	2 660	102	10	20 095	2 660	102	—	—
5192	Books, periodicals, and newspapers -----	13	35 315	3 424	114	8	24 743	2 377	89	5	10 572
5193	Flowers, nursery stock, and florists' supplies -----	4	1 667	187	8	4	1 667	187	8	—	—
5194	Tobacco and tobacco products -----	2	(D)	(D)	BB	2	(D)	(D)	BB	—	—
5198	Paints, varnishes, and supplies -----	4	8 250	502	20	3	(D)	(D)	AA	1	(D)
5199	Nondurable goods, n.e.c. -----	21	40 426	3 555	126	18	10 952	1 882	77	3	29 474
SUFFOLK COUNTY											
	Wholesale trade -----	1 084	8 777 990	508 025	14 181	932	5 685 752	361 476	10 948	152	3 092 238
50	Durable goods -----	545	3 177 703	272 788	7 432	471	1 588 865	158 029	4 974	74	1 588 838
501	Motor vehicles and motor vehicle parts and supplies -----	75	163 949	22 247	793	68	133 941	20 327	718	7	30 008
5012	Automobiles and other motor vehicles -----	10	19 891	1 467	66	10	19 891	1 467	66	—	—
5013	Motor vehicle supplies and new parts -----	50	131 105	18 246	640	43	101 097	16 326	565	7	30 008
5014	Tires and tubes -----	4	8 029	1 437	42	4	8 029	1 437	42	—	—
5015	Motor vehicle parts, used -----	11	4 924	1 097	45	11	4 924	1 097	45	—	—
502	Furniture and home furnishings -----	67	325 447	23 763	584	44	85 883	12 482	325	23	239 564
5021	Furniture -----	36	267 466	18 149	356	18	61 633	8 788	177	18	205 833
5023	Home furnishings -----	31	57 981	5 614	228	26	24 250	3 694	148	5	33 731

Table 6. Summary Statistics for Counties With 200 Establishments or More: 1992 — Con.

[For meaning of abbreviations and symbols, see introductory text. For explanation of terms and comparability of 1987 and 1992 censuses, see appendix A. For information on geographic areas followed by ▲, see appendix F]

SIC code	Geographic area and kind of business	Estab-lish-ments (number)	Sales (\$1,000)	Annual payroll (\$1,000)	Paid employees for pay period including March 12 (number)	Merchant wholesalers			Other operating types		
						Estab-lish-ments (number)	Sales (\$1,000)	Annual payroll (\$1,000)	Paid employees for pay period including March 12 (number)	Estab-lish-ments (number)	Sales (\$1,000)
SUFFOLK COUNTY—Con.											
50	Durable goods —Con.										
503	Lumber and other construction materials	23	72 838	7 901	235	21	(D)	(D)	CC	2	(D)
5031	Lumber, plywood, millwork, and wood panels	8	30 575	2 490	104	8	30 575	2 490	104	—	—
5032	Brick, stone, and related construction materials	7	17 231	1 138	32	6	(D)	(D)	BB	1	(D)
5033	Roofing, siding, and insulation materials	2	(D)	(D)	AA	1	(D)	(D)	AA	1	(D)
5039	Construction materials, n.e.c.	6	(D)	(D)	BB	6	(D)	(D)	BB	—	—
504	Professional and commercial equipment and supplies	84	1 110 770	105 890	2 499	71	294 378	33 789	1 132	13	816 392
5043	Photographic equipment and supplies	10	29 426	4 031	117	9	(D)	(D)	CC	1	(D)
5044	Office equipment	10	103 462	17 951	399	7	(D)	(D)	CC	3	(D)
5045	Computers and computer peripheral equipment and software	28	859 215	69 243	1 319	22	119 364	10 799	237	6	739 851
5046	Commercial equipment, n.e.c.	17	(D)	(D)	CC	17	(D)	(D)	CC	—	—
5047	Medical, dental, and hospital equipment and supplies	13	29 787	5 213	382	10	(D)	(D)	EE	3	(D)
5048	Ophthalmic goods	4	(D)	(D)	BB	4	(D)	(D)	BB	—	—
5049	Professional equipment and supplies, n.e.c.	2	(D)	(D)	BB	2	(D)	(D)	BB	—	—
505	Metals and minerals, except petroleum	18	94 670	7 854	280	15	55 220	5 345	189	3	39 450
5051	Metals service centers and offices	17	(D)	(D)	EE	14	(D)	(D)	CC	3	39 450
5052	Coal and other minerals and ores	1	(D)	(D)	AA	1	(D)	(D)	AA	—	—
506	Electrical goods	75	681 148	55 777	1 549	59	263 005	30 764	936	16	418 143
5063	Electrical apparatus and equipment, wiring supplies, and construction materials	39	241 003	22 147	645	31	160 138	18 868	563	8	80 865
5064	Electrical appliances, television and radio sets	3	(D)	(D)	BB	3	(D)	(D)	BB	—	—
5065	Electronic parts and equipment, n.e.c.	33	(D)	(D)	FF	25	(D)	(D)	EE	8	337 278
507	Hardware, and plumbing and heating equipment and supplies	44	99 443	14 411	434	43	(D)	(D)	EE	1	(D)
5072	Hardware	15	(D)	(D)	CC	14	23 523	4 963	150	1	(D)
5074	Plumbing and heating equipment and supplies (hydronics)	18	46 591	5 598	186	18	46 591	5 598	186	—	—
5075	Warm air heating and air-conditioning equipment and supplies	8	10 141	1 867	44	8	10 141	1 867	44	—	—
5078	Refrigeration equipment and supplies	3	(D)	(D)	BB	3	(D)	(D)	BB	—	—
508	Machinery, equipment, and supplies	68	106 687	15 035	481	64	100 233	14 785	473	4	6 454
5082	Construction and mining (except petroleum) machinery and equipment	5	6 412	962	67	5	6 412	962	67	—	—
5083	Farm and garden machinery and equipment	—	—	—	—	—	—	—	—	—	—
5084	Industrial machinery and equipment	22	25 704	4 106	109	20	(D)	(D)	CC	2	(D)
5085	Industrial supplies	18	60 409	7 894	215	17	(D)	(D)	CC	1	(D)
5087	Service establishment equipment and supplies	19	12 512	1 938	83	18	(D)	(D)	BB	1	(D)
5088	Transportation equipment and supplies, except motor vehicles	4	1 650	135	7	4	1 650	135	7	—	—
509	Miscellaneous durable goods	91	522 751	19 910	577	86	507 814	19 405	560	5	14 937
5091	Sporting and recreational goods and supplies	2	(D)	(D)	AA	2	(D)	(D)	AA	—	—
5092	Toys and hobby goods and supplies	3	1 930	193	11	3	1 930	193	11	—	—
5093	Scrap and waste materials	25	63 531	4 386	166	25	63 531	4 386	166	—	—
5094	Jewelry, watches, precious stones, and precious metals	46	143 154	12 182	315	46	143 154	12 182	315	—	—
5099	Durable goods, n.e.c.	15	(D)	(D)	BB	10	(D)	(D)	BB	5	14 937
51	Nondurable goods	539	5 600 287	235 237	6 749	461	4 096 887	203 447	5 974	78	1 503 400
511	Paper and paper products	51	477 962	29 511	889	45	400 580	26 874	840	6	77 382
5111	Printing and writing paper	8	322 594	11 007	217	7	(D)	(D)	CC	1	(D)
5112	Stationery and office supplies	26	88 300	14 494	533	24	(D)	(D)	FF	2	(D)
5113	Industrial and personal service paper	17	67 068	4 010	139	14	(D)	(D)	CC	3	(D)
512	Drugs, drug proprietaries, and druggists' sundries	5	(D)	(D)	BB	4	2 065	414	26	1	(D)
5122	Drugs, drug proprietaries, and druggists' sundries ..	5	(D)	(D)	BB	4	2 065	414	26	1	(D)
513	Apparel, piece goods, and notions	87	277 635	21 357	509	56	201 460	18 047	426	31	76 175
5131	Piece goods, notions, and other dry goods	22	30 195	3 477	116	16	23 284	2 675	91	6	6 911
5136	Men's and boys' clothing and furnishings	17	65 200	6 860	118	13	50 750	6 471	108	4	14 450
5137	Women's, children's, and infants' clothing and accessories	39	78 933	4 757	133	18	24 119	2 638	85	21	54 814
5139	Footwear	9	103 307	6 263	142	9	103 307	6 263	142	—	—
514	Groceries and related products	256	2 367 099	126 810	3 599	242	2 205 815	121 236	3 445	14	161 284
5141	Groceries, general line	21	79 793	3 389	156	19	(D)	(D)	CC	2	(D)
5142	Packaged frozen foods	14	215 318	7 330	169	14	215 318	7 330	169	—	—
5143	Dairy products, except dried or canned	7	81 862	4 992	210	6	(D)	(D)	CC	1	(D)
5144	Poultry and poultry products	8	114 353	5 346	214	8	114 353	5 346	214	—	—
5145	Confectionery	2	(D)	(D)	AA	2	(D)	(D)	AA	—	—
5146	Fish and seafoods	56	456 230	30 739	763	53	433 630	30 095	746	3	22 600
5147	Meats and meat products	35	641 797	25 296	796	34	(D)	(D)	FF	1	(D)
5148	Fresh fruits and vegetables	74	629 584	37 493	828	69	(D)	(D)	FF	5	(D)
5149	Groceries and related products, n.e.c.	39	(D)	(D)	EE	37	(D)	(D)	EE	2	(D)
515	Farm-product raw materials	15	105 664	4 489	96	13	(D)	(D)	BB	2	(D)
5153	Grain and field beans	3	(D)	(D)	AA	3	(D)	(D)	AA	—	—
5154	Livestock	1	(D)	(D)	AA	1	(D)	(D)	AA	—	—
5159	Farm-product raw materials, n.e.c.	11	(D)	(D)	BB	9	(D)	(D)	BB	2	(D)
516	Chemicals and allied products	10	(D)	(D)	BB	9	(D)	(D)	BB	1	(D)
5162	Plastics materials and basic forms and shapes	1	(D)	(D)	AA	1	(D)	(D)	AA	—	—
5169	Chemicals and allied products, n.e.c.	9	(D)	(D)	BB	8	(D)	(D)	BB	1	(D)
517	Petroleum and petroleum products	20	1 903 251	14 596	378	14	931 804	5 193	160	6	971 447
5171	Petroleum bulk stations and terminals	11	732 733	10 515	281	6	(D)	(D)	BB	5	(D)
5172	Petroleum and petroleum products wholesalers, except bulk stations and terminals	9	1 170 518	4 081	97	8	(D)	(D)	BB	1	(D)

Table 6. Summary Statistics for Counties With 200 Establishments or More: 1992 — Con.

[For meaning of abbreviations and symbols, see introductory text. For explanation of terms and comparability of 1987 and 1992 censuses, see appendix A. For information on geographic areas followed by ▲, see appendix F]

SIC code	Geographic area and kind of business	Estab-lish-ments (number)	Sales (\$1,000)	Annual payroll (\$1,000)	Paid employees for pay period including March 12 (number)	Merchant wholesalers			Other operating types	
						Estab-lish-ments (number)	Sales (\$1,000)	Annual payroll (\$1,000)	Paid employees for pay period including March 12 (number)	Estab-lish-ments (number)
SUFFOLK COUNTY—Con.										
51	Nondurable goods—Con.									
518	Beer, wine, and distilled alcoholic beverages -----	5	(D)	(D)	CC	5	(D)	(D)	CC	—
5181	Beer and ale -----	3	(D)	(D)	BB	3	(D)	(D)	BB	—
5182	Wine and distilled alcoholic beverages -----	2	(D)	(D)	BB	2	(D)	(D)	BB	—
519	Miscellaneous nondurable goods -----	90	270 802	25 439	976	73	(D)	(D)	FF	17 (D)
5191	Farm supplies -----	11	7 022	736	40	10	(D)	(D)	BB	1 (D)
5192	Books, periodicals, and newspapers -----	18	139 656	9 501	307	7	10 831	1 974	101	11 128 825
5193	Flowers, nursery stock, and florists' supplies -----	25	63 281	8 065	343	24	(D)	(D)	EE	1 (D)
5194	Tobacco and tobacco products -----	1	(D)	(D)	AA	1	(D)	(D)	AA	—
5198	Paints, varnishes, and supplies -----	7	9 242	1 775	61	7	9 242	1 775	61	—
5199	Nondurable goods, n.e.c. -----	28	(D)	(D)	CC	24	37 615	4 826	208	4 (D)
WORCESTER COUNTY										
	Wholesale trade -----	1 126	7 865 557	485 384	14 792	920	4 136 934	379 777	12 364	206 3 728 623
50	Durable goods -----	845	4 517 867	284 267	8 348	693	2 010 998	237 428	7 277	152 2 506 869
501	Motor vehicles and motor vehicle parts and supplies -----	127	1 914 546	30 031	1 169	123	(D)	(D)	GG	4 (D)
5012	Automobiles and other motor vehicles -----	15	(D)	(D)	CC	14	46 290	4 377	150	1 (D)
5013	Motor vehicle supplies and new parts -----	76	251 075	15 060	607	73	229 423	14 054	580	3 21 652
5014	Tires and tubes -----	9	(D)	(D)	CC	9	(D)	(D)	CC	—
5015	Motor vehicle parts, used -----	27	34 239	5 720	266	27	34 239	5 720	266	—
502	Furniture and home furnishings -----	42	127 575	11 493	340	32	54 169	9 156	302	10 73 406
5021	Furniture -----	19	61 392	7 895	223	14	39 095	6 885	209	5 22 297
5023	Home furnishings -----	23	66 183	3 598	117	18	15 074	2 271	93	5 51 109
503	Lumber and other construction materials -----	50	242 736	15 212	398	40	193 630	12 679	314	10 49 106
5031	Lumber, plywood, millwork, and wood panels -----	24	183 018	8 785	211	19	155 149	7 703	183	5 27 869
5032	Brick, stone, and related construction materials -----	9	19 617	2 782	67	8	(D)	(D)	BB	1 (D)
5033	Roofing, siding, and insulation materials -----	8	25 211	2 072	60	5	(D)	(D)	BB	3 (D)
5039	Construction materials, n.e.c. -----	9	14 890	1 573	60	8	(D)	(D)	BB	1 (D)
504	Professional and commercial equipment and supplies -----	131	518 608	64 200	1 516	109	411 790	52 432	1 248	22 106 818
5043	Photographic equipment and supplies -----	2	(D)	(D)	AA	2	(D)	(D)	AA	—
5044	Office equipment -----	14	40 059	5 656	168	12	(D)	(D)	CC	2 (D)
5045	Computers and computer peripheral equipment and software -----	55	335 624	39 721	885	47	310 006	35 472	799	8 25 618
5046	Commercial equipment, n.e.c. -----	16	24 687	2 561	79	13	(D)	(D)	BB	3 (D)
5047	Medical, dental, and hospital equipment and supplies -----	26	72 086	8 607	227	20	37 976	5 172	146	6 34 110
5048	Ophthalmic goods -----	10	9 919	1 033	51	8	(D)	(D)	BB	2 (D)
5049	Professional equipment and supplies, n.e.c. -----	8	(D)	(D)	BB	7	33 883	6 262	93	1 (D)
505	Metals and minerals, except petroleum -----	21	68 488	6 787	194	18	47 941	6 231	176	3 20 547
5051	Metals service centers and offices -----	21	68 488	6 787	194	18	47 941	6 231	176	3 20 547
5052	Coal and other minerals and ores -----	—	—	—	—	—	—	—	—	—
506	Electrical goods -----	120	663 405	55 097	1 507	79	298 281	40 687	1 209	41 365 124
5063	Electrical apparatus and equipment, wiring supplies, and construction materials -----	61	270 431	19 292	589	43	106 812	15 052	494	18 163 619
5064	Electrical appliances, television and radio sets -----	13	187 309	8 956	190	9	117 713	7 680	168	4 69 596
5065	Electronic parts and equipment, n.e.c. -----	46	205 665	26 849	728	27	73 756	17 955	547	19 131 909
507	Hardware, and plumbing and heating equipment and supplies -----	70	129 894	16 233	544	62	105 977	13 650	490	8 23 917
5072	Hardware -----	28	55 013	6 913	249	21	(D)	(D)	CC	7 (D)
5074	Plumbing and heating equipment and supplies (hydronics) -----	35	69 093	8 551	267	34	(D)	(D)	EE	1 (D)
5075	Warm air heating and air-conditioning equipment and supplies -----	5	(D)	(D)	BB	5	(D)	(D)	BB	—
5078	Refrigeration equipment and supplies -----	2	(D)	(D)	AA	2	(D)	(D)	AA	—
508	Machinery, equipment, and supplies -----	204	584 018	65 393	1 971	163	407 746	57 400	1 751	41 176 272
5082	Construction and mining (except petroleum) machinery and equipment -----	17	94 993	13 802	321	15	(D)	(D)	EE	2 (D)
5083	Farm and garden machinery and equipment -----	12	(D)	(D)	CC	12	(D)	(D)	CC	—
5084	Industrial machinery and equipment -----	96	283 148	27 440	792	68	155 656	22 319	654	28 127 492
5085	Industrial supplies -----	53	137 640	14 779	481	47	107 208	13 429	439	6 30 432
5087	Service establishment equipment and supplies -----	24	44 523	7 021	265	21	40 753	6 765	256	3 3 770
5088	Transportation equipment and supplies, except motor vehicles -----	2	(D)	(D)	AA	—	—	—	—	2 (D)
509	Miscellaneous durable goods -----	80	268 597	19 821	709	67	(D)	(D)	FF	13 (D)
5091	Sporting and recreational goods and supplies -----	17	112 180	7 560	236	13	79 700	6 759	226	4 32 480
5092	Toys and hobby goods and supplies -----	7	72 387	1 286	25	4	(D)	(D)	AA	3 (D)
5093	Scrap and waste materials -----	31	59 542	8 816	353	30	(D)	(D)	EE	1 (D)
5094	Jewelry, watches, precious stones, and precious metals -----	6	12 168	1 034	44	6	12 168	1 034	44	—
5099	Durable goods, n.e.c. -----	19	12 320	1 125	51	14	(D)	(D)	BB	5 (D)

Table 6. Summary Statistics for Counties With 200 Establishments or More: 1992 — Con.

[For meaning of abbreviations and symbols, see introductory text. For explanation of terms and comparability of 1987 and 1992 censuses, see appendix A. For information on geographic areas followed by ▲, see appendix F]

SIC code	Geographic area and kind of business	Estab-lish-ments (number)	Sales (\$1,000)	Annual payroll (\$1,000)	Paid employees for pay period including March 12 (number)	Merchant wholesalers				Other operating types	
						Estab-lish-ments (number)	Sales (\$1,000)	Annual payroll (\$1,000)	Paid employees for pay period including March 12 (number)	Estab-lish-ments (number)	Sales (\$1,000)
WORCESTER COUNTY — Con.											
51	Nondurable goods -----	281	3 347 690	201 117	6 444	227	2 125 936	142 349	5 087	54	1 221 754
511	Paper and paper products -----	46	199 098	22 490	636	37	134 258	18 892	531	9	64 840
5111	Printing and writing paper -----	6	(D)	(D)	BB	6	(D)	(D)	BB	—	—
5112	Stationery and office supplies -----	25	(D)	(D)	CC	20	(D)	(D)	CC	5	14 023
5113	Industrial and personal service paper -----	15	137 389	16 099	389	11	86 572	13 753	328	4	50 817
512	Drugs, drug proprietaries, and druggists' sundries -----	11	214 161	20 944	949	11	214 161	20 944	949	—	—
5122	Drugs, drug proprietaries, and druggists' sundries -----	11	214 161	20 944	949	11	214 161	20 944	949	—	—
513	Apparel, piece goods, and notions -----	16	158 182	4 659	180	9	(D)	(D)	CC	7	(D)
5131	Piece goods, notions, and other dry goods -----	4	(D)	(D)	BB	3	(D)	(D)	BB	1	(D)
5136	Men's and boys' clothing and furnishings -----	7	136 755	2 613	106	4	(D)	(D)	BB	3	(D)
5137	Women's, children's, and infants' clothing and accessories -----	3	7 439	635	15	2	(D)	(D)	AA	1	(D)
5139	Footwear -----	2	(D)	(D)	BB	—	—	—	—	2	(D)
514	Groceries and related products -----	76	1 490 476	60 739	1 988	61	1 049 773	49 841	1 677	15	440 703
5141	Groceries, general line -----	11	539 796	26 300	840	10	(D)	(D)	FF	1	(D)
5142	Packaged frozen foods -----	6	298 858	11 725	296	5	(D)	(D)	EE	1	(D)
5143	Dairy products, except dried or canned -----	7	54 717	1 312	62	4	2 540	230	19	3	52 177
5144	Poultry and poultry products -----	1	(D)	(D)	AA	—	—	—	—	1	(D)
5145	Confectionery -----	4	(D)	(D)	CC	3	(D)	(D)	BB	1	(D)
5146	Fish and seafoods -----	3	7 073	274	27	2	(D)	(D)	BB	1	(D)
5147	Meats and meat products -----	5	53 573	1 862	72	5	53 573	1 862	72	—	—
5148	Fresh fruits and vegetables -----	10	19 905	2 282	116	10	19 905	2 282	116	—	—
5149	Groceries and related products, n.e.c. -----	29	(D)	(D)	EE	22	147 043	6 577	279	7	(D)
515	Farm-product raw materials -----	3	5 303	208	8	2	(D)	(D)	AA	1	(D)
5153	Grain and field beans -----	—	—	—	—	—	—	—	—	—	—
5154	Livestock -----	1	(D)	(D)	AA	—	—	—	—	1	(D)
5159	Farm-product raw materials, n.e.c. -----	2	(D)	(D)	AA	2	(D)	(D)	AA	—	—
516	Chemicals and allied products -----	47	700 214	49 454	1 133	36	180 760	11 081	298	11	519 454
5162	Plastics materials and basic forms and shapes -----	32	193 065	10 794	339	25	(D)	(D)	CC	7	(D)
5169	Chemicals and allied products, n.e.c. -----	15	507 149	38 660	794	11	(D)	(D)	CC	4	(D)
517	Petroleum and petroleum products -----	19	220 259	15 583	530	17	(D)	(D)	FF	2	(D)
5171	Petroleum bulk stations and terminals -----	12	146 555	10 264	443	12	146 555	10 264	443	—	—
5172	Petroleum and petroleum products wholesalers, except bulk stations and terminals -----	7	73 704	5 319	87	5	(D)	(D)	BB	2	(D)
518	Beer, wine, and distilled alcoholic beverages -----	6	132 162	13 548	410	6	132 162	13 548	410	—	—
5181	Beer and ale -----	5	(D)	(D)	EE	5	(D)	(D)	EE	—	—
5182	Wine and distilled alcoholic beverages -----	1	(D)	(D)	BB	1	(D)	(D)	BB	—	—
519	Miscellaneous nondurable goods -----	57	227 835	13 492	610	48	(D)	(D)	FF	9	(D)
5191	Farm supplies -----	11	32 334	2 841	108	10	(D)	(D)	BB	1	(D)
5192	Books, periodicals, and newspapers -----	8	43 082	4 048	281	8	43 082	4 048	281	—	—
5193	Flowers, nursery stock, and florists' supplies -----	8	6 320	703	38	7	(D)	(D)	BB	1	(D)
5194	Tobacco and tobacco products -----	3	(D)	(D)	BB	3	(D)	(D)	BB	—	—
5198	Paints, varnishes, and supplies -----	7	8 887	1 816	45	4	(D)	(D)	BB	3	(D)
5199	Nondurable goods, n.e.c. -----	20	(D)	(D)	BB	16	(D)	(D)	BB	4	10 047

Table 7. Summary Statistics for Metropolitan Areas: 1992

[For meaning of abbreviations and symbols, see introductory text. For explanation of terms and comparability of 1987 and 1992 censuses, see appendix A. For definitions of CMSA's, MSA's, and PMSA's, see appendix D]

SIC code	Geographic area and kind of business	Estab-lish-ments (number)	Sales (\$1,000)	Annual payroll (\$1,000)	Paid employees for pay period including March 12 (number)	Merchant wholesalers				Other operating types	
						Estab-lish-ments (number)	Sales (\$1,000)	Annual payroll (\$1,000)	Paid employees for pay period including March 12 (number)	Estab-lish-ments (number)	Sales (\$1,000)
BARNSTABLE-YARMOUTH, MA MSA											
	Wholesale trade -----	193	281 747	30 313	1 147	172	243 290	28 291	1 098	21	38 457
50	Durable goods -----	113	149 288	17 449	655	96	(D)	(D)	FF	17	(D)
501	Motor vehicles and motor vehicle parts and supplies -----	15	15 498	2 592	145	15	15 498	2 592	145	—	—
502	Furniture and home furnishings -----	6	(D)	(D)	AA	6	(D)	(D)	AA	—	—
503	Lumber and other construction materials -----	5	22 206	2 114	82	3	(D)	(D)	BB	2	(D)
504	Professional and commercial equipment and supplies -----	18	18 072	2 971	99	15	(D)	(D)	BB	3	(D)
505	Metals and minerals, except petroleum -----	2	(D)	(D)	BB	2	(D)	(D)	BB	—	—
506	Electrical goods -----	10	13 961	1 898	78	9	(D)	(D)	BB	1	(D)

MA-42 MASSACHUSETTS

WHOLESALE TRADE—GEOGRAPHIC AREA SERIES

Table 7. Summary Statistics for Metropolitan Areas: 1992 – Con.

[For meaning of abbreviations and symbols, see introductory text. For explanation of terms and comparability of 1987 and 1992 censuses, see appendix A. For definitions of CMSA's, MSA's, and PMSA's, see appendix D]

SIC code	Geographic area and kind of business	Estab-lish-ments (number)	Sales (\$1,000)	Annual payroll (\$1,000)	Paid employees for pay period including March 12 (number)	Merchant wholesalers				Other operating types	
						Estab-lish-ments (number)	Sales (\$1,000)	Annual payroll (\$1,000)	Paid employees for pay period including March 12 (number)	Estab-lish-ments (number)	Sales (\$1,000)
BARNSTABLE-YARMOUTH, MA MSA—Con.											
50	Durable goods — Con.										
507	Hardware, and plumbing and heating equipment and supplies	15	24 024	2 252	76	13	(D)	(D)	BB	2	(D)
508	Machinery, equipment, and supplies	22	24 499	2 416	72	16	13 842	2 162	65	6	10 657
509	Miscellaneous durable goods	20	(D)	(D)	BB	17	(D)	(D)	BB	3	(D)
51	Nondurable goods	80	132 459	12 864	492	76	(D)	(D)	EE	4	(D)
511	Paper and paper products	11	12 592	1 724	65	11	12 592	1 724	65	—	—
512	Drugs, drug proprietaries, and druggists' sundries	—	—	—	—	—	—	—	—	—	—
513	Apparel, piece goods, and notions	9	2 542	309	20	7	(D)	(D)	AA	2	(D)
514	Groceries and related products	31	72 036	7 341	237	31	72 036	7 341	237	—	—
515	Farm-product raw materials	—	—	—	—	—	—	—	—	—	—
516	Chemicals and allied products	4	(D)	(D)	AA	3	(D)	(D)	AA	1	(D)
517	Petroleum and petroleum products	3	(D)	(D)	BB	3	(D)	(D)	BB	—	—
518	Beer, wine, and distilled alcoholic beverages	—	—	—	—	—	—	—	—	—	—
519	Miscellaneous nondurable goods	22	(D)	(D)	CC	21	(D)	(D)	CC	1	(D)
BOSTON-WORCESTER-LAWRENCE, MA-NH-ME-CT CMSA											
	Wholesale trade	10 733	88 010 543	5 073 536	140 889	8 478	46 399 336	3 637 839	107 588	2 255	41 611 207
50	Durable goods	7 253	44 796 881	3 130 188	84 094	5 747	(D)	(D)	LL	1 506	(D)
501	Motor vehicles and motor vehicle parts and supplies	928	(D)	(D)	II	873	(D)	(D)	II	55	7 134 908
5012	Automobiles and other motor vehicles	126	7 883 972	58 601	2 002	111	1 218 243	44 788	1 330	15	6 665 729
5013	Motor vehicle supplies and new parts	601	(D)	(D)	II	562	1 126 216	130 253	(D)	39	(D)
5014	Tires and tubes	60	177 337	17 210	590	59	(D)	(D)	FF	1	(D)
5015	Motor vehicle parts, used	141	100 707	19 198	878	141	100 707	19 198	878	—	—
502	Furniture and homefurnishings	409	1 633 549	111 974	3 306	289	629 832	84 467	2 644	120	1 003 717
5021	Furniture	178	(D)	(D)	GG	121	(D)	(D)	GG	57	(D)
5023	Homefurnishings	231	(D)	(D)	GG	168	(D)	(D)	GG	63	(D)
503	Lumber and other construction materials	429	2 137 348	153 696	4 531	352	(D)	(D)	HH	77	(D)
5031	Lumber, plywood, millwork, and wood panels	188	(D)	(D)	HH	159	(D)	(D)	GG	29	206 777
5032	Brick, stone, and related construction materials	87	(D)	(D)	FF	77	123 778	19 618	(D)	10	(D)
5033	Roofing, siding, and insulation materials	71	(D)	(D)	FF	45	(D)	(D)	EE	26	(D)
5039	Construction materials, n.e.c.	83	(D)	(D)	FF	71	(D)	(D)	FF	12	(D)
504	Professional and commercial equipment and supplies	1 425	12 500 282	1 137 767	26 254	1 154	5 804 523	679 977	17 260	271	6 695 759
5043	Photographic equipment and supplies	45	1 163 313	36 706	1 020	38	(D)	(D)	FF	7	(D)
5044	Office equipment	186	1 335 755	199 566	5 327	145	762 522	125 897	3 699	41	573 233
5045	Computers and computer peripheral equipment and software	667	6 869 294	617 852	12 612	537	2 927 718	310 824	6 944	130	3 941 576
5046	Commercial equipment, n.e.c.	122	289 772	29 410	926	104	(D)	(D)	FF	18	(D)
5047	Medical, dental, and hospital equipment and supplies	263	2 231 097	161 916	4 045	215	1 189 855	118 471	3 158	48	1 041 242
5048	Ophthalmic goods	50	107 130	19 385	580	44	(D)	(D)	FF	6	(D)
5049	Professional equipment and supplies, n.e.c.	92	503 921	72 932	1 744	71	444 007	65 151	1 580	21	59 914
505	Metals and minerals, except petroleum	195	(D)	(D)	GG	150	(D)	(D)	GG	45	(D)
5051	Metals service centers and offices	189	926 943	77 541	2 144	145	518 607	61 179	1 721	44	408 336
5052	Coal and other minerals and ores	6	(D)	(D)	BB	5	(D)	(D)	BB	1	(D)
506	Electrical goods	1 251	8 534 225	571 297	14 818	810	(D)	(D)	JJ	441	(D)
5063	Electrical apparatus and equipment, wiring supplies, and construction materials	514	2 135 366	172 117	5 134	363	(D)	(D)	HH	151	(D)
5064	Electrical appliances, television and radio sets	100	1 358 729	50 830	1 183	64	887 571	37 434	877	36	471 158
5065	Electronic parts and equipment, n.e.c.	637	5 040 130	348 350	8 501	383	1 801 696	203 939	5 405	254	3 238 434
507	Hardware, and plumbing and heating equipment and supplies	612	2 122 635	202 992	6 052	501	(D)	(D)	II	111	(D)
5072	Hardware	201	808 026	77 188	2 395	164	570 401	66 957	2 168	37	237 625
5074	Plumbing and heating equipment and supplies (hydronics)	279	1 004 518	90 264	2 638	231	599 251	77 554	2 312	48	405 267
5075	Warm air heating and air-conditioning equipment and supplies	96	(D)	(D)	FF	77	177 327	20 694	(D)	19	(D)
5078	Refrigeration equipment and supplies	36	(D)	(D)	CC	29	(D)	(D)	CC	7	(D)
508	Machinery, equipment, and supplies	1 305	4 083 673	424 332	11 602	1 026	(D)	(D)	II	279	(D)
5082	Construction and mining (except petroleum) machinery and equipment	71	227 659	29 365	852	57	192 148	25 747	773	14	35 511
5083	Farm and garden machinery and equipment	62	86 557	10 568	420	57	(D)	(D)	EE	5	(D)
5084	Industrial machinery and equipment	649	2 084 037	220 915	5 543	466	1 211 493	168 052	4 417	183	872 544
5085	Industrial supplies	313	1 215 783	105 184	2 831	257	575 860	86 362	2 440	56	639 923
5087	Service establishment equipment and supplies	163	254 067	41 686	1 470	150	199 176	36 445	1 318	13	54 891
5088	Transportation equipment and supplies, except motor vehicles	47	215 570	16 614	486	39	(D)	(D)	EE	8	(D)
509	Miscellaneous durable goods	699	3 114 845	202 559	6 048	592	1 736 211	150 381	4 942	107	1 378 634
5091	Sporting and recreational goods and supplies	143	(D)	(D)	GG	117	526 833	45 008	(D)	26	(D)
5092	Toys and hobby goods and supplies	58	(D)	(D)	EE	43	62 807	6 931	(D)	15	(D)
5093	Scrap and waste materials	202	(D)	(D)	GG	198	406 006	43 264	(D)	4	(D)
5094	Jewelry, watches, precious stones, and precious metals	124	311 206	29 919	860	117	285 436	29 098	839	7	25 770
5099	Durable goods, n.e.c.	172	1 084 058	36 959	905	117	455 129	26 080	690	55	628 929

WHOLESALE TRADE—GEOGRAPHIC AREA SERIES

MASSACHUSETTS MA-43

Table 7. Summary Statistics for Metropolitan Areas: 1992 — Con.

[For meaning of abbreviations and symbols, see introductory text. For explanation of terms and comparability of 1987 and 1992 censuses, see appendix A. For definitions of CMSA's, MSA's, and PMSA's, see appendix D]

SIC code	Geographic area and kind of business	Estab- lish- ments (number)	Sales (\$1,000)	Annual payroll (\$1,000)	Paid employees for pay period including March 12 (number)	Merchant wholesalers			Other operating types		
						Estab- lish- ments (number)	Sales (\$1,000)	Annual payroll (\$1,000)	Paid employees for pay period including March 12 (number)	Estab- lish- ments (number)	Sales (\$1,000)
BOSTON-WORCESTER-LAWRENCE, MA-NH-ME-CT CMSA—Con.											
51	Nondurable goods -----	3 480	43 213 662	1 943 348	56 795	2 731	(D)	(D)	KK	749	(D)
511	Paper and paper products -----	529	(D)	(D)	II	410	(D)	(D)	II	119	2 688 653
5111	Printing and writing paper -----	70	(D)	(D)	FF	52	636 655	32 705	(D)	18	(D)
5112	Stationery and office supplies -----	294	(D)	(D)	HH	233	(D)	(D)	HH	61	(D)
5113	Industrial and personal service paper -----	165	1 980 217	96 270	2 552	125	528 798	66 502	1 835	40	1 451 419
512	Drugs, drug proprietaries, and druggists' sundries -----	111	3 059 431	129 051	3 937	88	(D)	(D)	HH	23	(D)
5122	Drugs, drug proprietaries, and druggists' sundries -	111	3 059 431	129 051	3 937	88	(D)	(D)	HH	23	(D)
513	Apparel, piece goods, and notions -----	420	5 625 109	323 488	7 617	301	4 682 459	277 518	6 655	119	942 650
5131	Piece goods, notions, and other dry goods -----	95	561 546	42 270	1 287	71	(D)	(D)	FF	24	(D)
5136	Men's and boys' clothing and furnishings -----	97	615 181	45 791	1 884	69	351 652	39 141	1 692	28	263 529
5137	Women's, children's, and infants' clothing and accessories -----	129	1 331 695	64 073	1 245	90	(D)	(D)	GG	39	(D)
5139	Footwear -----	99	3 116 687	171 354	3 201	71	2 758 096	149 650	2 901	28	358 591
514	Groceries and related products -----	1 150	16 189 463	645 371	20 038	930	(D)	(D)	JJ	220	(D)
5141	Groceries, general line -----	130	3 003 164	134 345	4 092	100	1 838 880	112 435	3 494	30	1 164 284
5142	Packaged frozen foods -----	103	(D)	(D)	GG	78	1 495 181	59 741	(D)	25	(D)
5143	Dairy products, except dried or canned -----	50	517 535	19 248	758	38	195 434	13 182	531	12	322 101
5144	Poultry and poultry products -----	32	(D)	(D)	EE	25	(D)	(D)	EE	7	143 884
5145	Confectionery -----	56	521 623	31 480	1 136	37	131 377	11 615	488	19	390 246
5146	Fish and seafoods -----	214	(D)	(D)	GG	204	(D)	(D)	GG	10	97 470
5147	Meats and meat products -----	97	1 352 186	45 587	1 449	88	(D)	(D)	GG	9	(D)
5148	Fresh fruits and vegetables -----	150	(D)	(D)	GG	139	836 287	55 180	(D)	11	(D)
5149	Groceries and related products, n.e.c. -----	318	(D)	(D)	II	221	(D)	(D)	HH	97	4 976 168
515	Farm-product raw materials -----	55	(D)	(D)	CC	45	(D)	(D)	CC	10	(D)
5153	Grain and field beans -----	5	6 150	487	26	5	6 150	487	26	-	-
5154	Livestock -----	7	(D)	(D)	BB	5	(D)	(D)	BB	2	(D)
5159	Farm-product raw materials, n.e.c. -----	43	(D)	(D)	CC	35	(D)	(D)	CC	8	(D)
516	Chemicals and allied products -----	300	(D)	(D)	HH	229	(D)	(D)	GG	71	1 444 009
5162	Plastics materials and basic forms and shapes -----	98	(D)	(D)	FF	80	(D)	(D)	FF	18	(D)
5169	Chemicals and allied products, n.e.c. -----	202	1 809 176	118 696	2 906	149	(D)	(D)	GG	53	(D)
517	Petroleum and petroleum products -----	147	6 571 902	89 229	2 409	125	4 828 903	65 738	1 976	22	1 742 999
5171	Petroleum bulk stations and terminals -----	85	4 129 088	57 311	1 746	73	(D)	(D)	GG	12	(D)
5172	Petroleum and petroleum products wholesalers, except bulk stations and terminals -----	62	2 442 814	31 918	663	52	(D)	(D)	FF	10	(D)
518	Beer, wine, and distilled alcoholic beverages -----	71	(D)	(D)	HH	55	1 113 519	115 234	(D)	16	(D)
5181	Beer and ale -----	28	(D)	(D)	GG	27	(D)	(D)	GG	1	(D)
5182	Wine and distilled alcoholic beverages -----	43	676 541	54 205	1 239	28	(D)	(D)	GG	15	(D)
519	Miscellaneous nondurable goods -----	697	3 155 063	218 668	8 076	548	(D)	(D)	II	149	(D)
5191	Farm supplies -----	96	(D)	(D)	FF	84	122 558	13 177	(D)	12	(D)
5192	Books, periodicals, and newspapers -----	146	1 295 089	84 550	3 082	89	626 213	49 437	2 086	57	668 876
5193	Flowers, nursery stock, and florists' supplies -----	81	(D)	(D)	FF	76	(D)	(D)	FF	5	(D)
5194	Tobacco and tobacco products -----	26	762 476	26 136	1 011	25	(D)	(D)	FF	1	(D)
5198	Paints, varnishes, and supplies -----	65	209 722	21 395	712	48	(D)	(D)	FF	17	(D)
5199	Nondurable goods, n.e.c. -----	283	(D)	(D)	GG	226	440 833	49 905	(D)	57	(D)
Boston, MA-NH PMSA											
	Wholesale trade -----	6 856	66 292 647	3 485 013	94 132	5 308	32 994 292	2 467 057	70 346	1 548	33 298 355
50	Durable goods -----	4 492	34 026 891	2 151 628	56 167	3 478	14 461 454	1 482 233	41 163	1 014	19 565 437
501	Motor vehicles and motor vehicle parts and supplies -----	500	8 978 925	156 292	5 532	459	1 922 231	124 923	4 333	41	7 056 694
5012	Automobiles and other motor vehicles -----	70	7 674 086	42 391	1 390	58	(D)	(D)	FF	12	(D)
5013	Motor vehicle supplies and new parts -----	339	1 162 984	96 460	3 495	311	(D)	(D)	HH	28	(D)
5014	Tires and tubes -----	21	97 548	8 269	237	20	(D)	(D)	CC	1	(D)
5015	Motor vehicle parts, used -----	70	44 307	9 172	410	70	44 307	9 172	410	-	-
502	Furniture and homefurnishings -----	281	1 320 274	78 665	2 172	184	422 068	54 569	1 607	97	898 206
5021	Furniture -----	118	561 494	34 403	830	74	161 751	21 074	558	44	399 743
5023	Homefurnishings -----	163	758 780	44 262	1 342	110	260 317	33 495	1 049	53	498 463
503	Lumber and other construction materials -----	250	1 033 465	87 237	2 555	210	756 159	77 986	2 300	40	277 306
5031	Lumber, plywood, millwork, and wood panels -----	109	586 391	47 704	1 411	96	506 001	44 932	1 323	13	80 390
5032	Brick, stone, and related construction materials -----	51	111 854	14 876	428	45	(D)	(D)	EE	6	(D)
5033	Roofing, siding, and insulation materials -----	41	223 205	11 958	312	28	(D)	(D)	CC	13	(D)
5039	Construction materials, n.e.c. -----	49	112 015	12 699	404	41	(D)	(D)	EE	8	(D)
504	Professional and commercial equipment and supplies -----	956	9 415 379	837 529	19 477	771	4 607 488	513 828	13 007	185	4 807 891
5043	Photographic equipment and supplies -----	35	1 145 672	34 679	950	29	(D)	(D)	EE	6	(D)
5044	Office equipment -----	119	990 952	152 971	4 156	92	648 250	105 658	3 104	27	342 702
5045	Computers and computer peripheral equipment and software -----	443	4 722 381	440 310	9 073	353	2 296 509	232 651	5 144	90	2 425 872
5046	Commercial equipment, n.e.c. -----	76	194 296	22 231	665	66	(D)	(D)	FF	10	(D)
5047	Medical, dental, and hospital equipment and supplies -----	180	1 926 850	125 648	3 108	148	984 186	88 172	2 354	32	942 664
5048	Ophthalmic goods -----	34	69 814	12 046	364	30	(D)	(D)	EE	4	(D)
5049	Professional equipment and supplies, n.e.c. -----	69	365 414	49 644	1 161	53	(D)	(D)	GG	16	(D)
505	Metals and minerals, except petroleum -----	111	680 904	52 786	1 411	89	359 017	40 615	1 098	22	321 887
5051	Metals service centers and offices -----	107	(D)	(D)	GG	86	(D)	(D)	GG	21	(D)
5052	Coal and other minerals and ores -----	4	(D)	(D)	AA	3	(D)	(D)	AA	1	(D)

MA-44 MASSACHUSETTS

WHOLESALE TRADE—GEOGRAPHIC AREA SERIES

Table 7. Summary Statistics for Metropolitan Areas: 1992 — Con.

[For meaning of abbreviations and symbols, see introductory text. For explanation of terms and comparability of 1987 and 1992 censuses, see appendix A. For definitions of CMSA's, MSA's, and PMSA's, see appendix D]

SIC code	Geographic area and kind of business	Estab-lish-ments (number)	Sales (\$1,000)	Annual payroll (\$1,000)	Paid employees for pay period including March 12 (number)	Merchant wholesalers				Other operating types	
						Estab-lish-ments (number)	Sales (\$1,000)	Annual payroll (\$1,000)	Paid employees for pay period including March 12 (number)	Estab-lish-ments (number)	Sales (\$1,000)
BOSTON-WORCESTER-LAWRENCE, MA-NH-ME-CT CMSA—Con.											
Boston, MA-NH PMSA—Con.											
50	Durable goods—Con.										
506	Electrical goods -----	798	6 302 983	415 874	10 390	504	2 840 989	254 644	6 880	294	3 461 994
5063	Electrical apparatus and equipment, wiring supplies, and construction materials -----	304	1 351 084	111 511	3 221	214	605 324	77 752	2 416	90	745 760
5064	Electrical appliances, television and radio sets -----	76	1 261 517	42 057	960	46	826 069	29 358	672	30	435 448
5065	Electronic parts and equipment, n.e.c. -----	418	3 690 382	262 306	6 209	244	1 409 596	147 534	3 792	174	2 280 786
507	Hardware, and plumbing and heating equipment and supplies -----	376	1 346 012	134 156	3 816	296	849 590	110 756	3 251	80	496 422
5072	Hardware -----	125	498 759	47 343	1 375	97	291 461	40 334	1 218	28	207 298
5074	Plumbing and heating equipment and supplies (hydronics) -----	159	610 827	60 465	1 718	129	389 191	51 581	1 492	30	221 636
5075	Warm air heating and air-conditioning equipment and supplies -----	66	183 540	21 885	594	49	(D)	(D)	EE	17	(D)
5078	Refrigeration equipment and supplies -----	26	52 886	4 463	129	21	(D)	(D)	CC	5	(D)
508	Machinery, equipment, and supplies -----	761	2 729 606	266 302	6 837	588	1 467 874	203 063	5 523	173	1 261 732
5082	Construction and mining (except petroleum) machinery and equipment -----	39	162 054	20 449	561	31	137 468	17 816	506	8	24 586
5083	Farm and garden machinery and equipment -----	27	46 871	5 532	171	24	(D)	(D)	CC	3	(D)
5084	Industrial machinery and equipment -----	400	1 484 556	149 808	3 579	285	836 098	109 898	2 771	115	648 458
5085	Industrial supplies -----	177	860 455	63 902	1 668	141	325 008	48 439	1 360	36	535 447
5087	Service establishment equipment and supplies -----	89	120 939	21 026	676	83	95 179	16 868	557	6	25 760
5088	Transportation equipment and supplies, except motor vehicles -----	29	54 731	5 585	182	24	(D)	(D)	CC	5	(D)
509	Miscellaneous durable goods -----	459	2 219 343	122 787	3 977	377	1 236 038	101 849	3 164	82	983 305
5091	Sporting and recreational goods and supplies -----	77	475 389	34 526	1 451	61	284 901	28 029	931	16	190 488
5092	Toys and hobby goods and supplies -----	35	162 706	6 212	207	23	34 369	3 553	165	12	128 337
5093	Scrap and waste materials -----	119	282 496	24 015	872	117	(D)	(D)	FF	2	(D)
5094	Jewelry, watches, precious stones, and precious metals -----	103	269 581	26 065	729	97	(D)	(D)	FF	6	(D)
5099	Durable goods, n.e.c. -----	125	1 029 171	31 969	718	79	(D)	(D)	FF	46	(D)
51	Nondurable goods -----	2 364	32 265 756	1 333 385	37 965	1 830	18 532 838	984 824	29 183	534	13 732 918
511	Paper and paper products -----	351	3 251 746	168 688	5 312	267	1 324 587	128 076	4 337	84	1 927 159
5111	Printing and writing paper -----	52	921 969	31 171	722	39	(D)	(D)	FF	13	(D)
5112	Stationery and office supplies -----	195	666 199	78 007	2 991	152	(D)	(D)	HH	43	(D)
5113	Industrial and personal service paper -----	104	1 663 578	59 510	1 599	76	296 362	34 835	1 000	28	1 367 216
512	Drugs, drug proprietaries, and druggists' sundries -----	78	2 138 444	85 973	2 406	57	(D)	(D)	GG	21	(D)
5122	Drugs, drug proprietaries, and druggists' sundries -----	78	2 138 444	85 973	2 406	57	(D)	(D)	GG	21	(D)
513	Apparel, piece goods, and notions -----	328	3 964 940	237 987	5 576	228	3 159 286	200 154	4 869	100	805 654
5131	Piece goods, notions, and other dry goods -----	76	476 520	34 479	1 061	57	304 168	24 007	749	19	172 352
5136	Men's and boys' clothing and furnishings -----	67	428 761	31 377	1 312	47	(D)	(D)	GG	20	(D)
5137	Women's, children's, and infants' clothing and accessories -----	108	305 501	28 085	691	70	(D)	(D)	FF	38	(D)
5139	Footwear -----	77	2 754 158	144 046	2 512	54	(D)	(D)	GG	23	(D)
514	Groceries and related products -----	791	12 456 300	458 451	13 514	644	5 844 731	322 534	9 725	147	6 611 569
5141	Groceries, general line -----	84	1 800 893	77 048	2 265	61	737 756	56 099	1 692	23	1 063 137
5142	Packaged frozen foods -----	79	1 790 792	60 656	1 571	59	(D)	(D)	GG	20	(D)
5143	Dairy products, except dried or canned -----	26	401 511	13 610	480	21	156 373	9 745	364	5	245 138
5144	Poultry and poultry products -----	22	215 475	8 398	284	18	(D)	(D)	EE	4	(D)
5145	Confectionery -----	36	178 793	10 259	328	24	66 016	6 396	254	12	112 777
5146	Fish and seafoods -----	141	882 363	49 552	1 440	133	(D)	(D)	GG	8	(D)
5147	Meats and meat products -----	73	1 208 598	40 256	1 216	66	(D)	(D)	GG	7	(D)
5148	Fresh fruits and vegetables -----	120	914 077	51 466	1 327	110	(D)	(D)	GG	10	(D)
5149	Groceries and related products, n.e.c. -----	210	5 063 798	147 206	4 603	152	(D)	(D)	GG	58	(D)
515	Farm-product raw materials -----	50	239 378	9 182	208	42	(D)	(D)	CC	8	(D)
5153	Grain and field beans -----	5	6 150	487	26	5	6 150	487	26	-	-
5154	Livestock -----	5	12 271	243	13	4	(D)	(D)	AA	1	(D)
5159	Farm-product raw materials, n.e.c. -----	40	220 957	8 452	169	33	(D)	(D)	CC	7	(D)
516	Chemicals and allied products -----	170	1 350 426	76 070	2 075	127	704 028	54 075	1 482	43	646 398
5162	Plastics materials and basic forms and shapes -----	50	416 399	16 244	464	39	(D)	(D)	EE	11	(D)
5169	Chemicals and allied products, n.e.c. -----	120	934 027	59 826	1 611	88	(D)	(D)	GG	32	(D)
517	Petroleum and petroleum products -----	83	5 644 034	56 465	1 393	68	4 037 804	36 760	992	15	1 606 230
5171	Petroleum bulk stations and terminals -----	45	3 650 441	38 295	1 019	36	(D)	(D)	FF	9	(D)
5172	Petroleum and petroleum products wholesalers, except bulk stations and terminals -----	38	1 993 593	18 170	374	32	(D)	(D)	EE	6	(D)
518	Beer, wine, and distilled alcoholic beverages -----	45	815 385	72 767	1 679	36	(D)	(D)	GG	9	(D)
5181	Beer and ale -----	16	389 516	38 932	852	15	(D)	(D)	FF	1	(D)
5182	Wine and distilled alcoholic beverages -----	29	425 869	33 835	827	21	(D)	(D)	FF	8	(D)
519	Miscellaneous nondurable goods -----	468	2 405 103	167 802	5 802	361	(D)	(D)	HH	107	(D)
5191	Farm supplies -----	53	53 478	5 932	306	47	49 403	5 671	294	6	4 075
5192	Books, periodicals, and newspapers -----	106	1 158 764	70 559	2 297	62	530 665	39 248	1 465	44	628 099
5193	Flowers, nursery stock, and florists' supplies -----	57	98 268	13 117	589	53	(D)	(D)	FF	4	(D)
5194	Tobacco and tobacco products -----	15	447 914	16 125	593	14	(D)	(D)	FF	1	(D)
5198	Paints, varnishes, and supplies -----	44	176 981	17 322	608	33	121 266	14 200	528	11	55 715
5199	Nondurable goods, n.e.c. -----	193	469 698	44 747	1 409	152	(D)	(D)	GG	41	(D)

Table 7. Summary Statistics for Metropolitan Areas: 1992 – Con.

[For meaning of abbreviations and symbols, see introductory text. For explanation of terms and comparability of 1987 and 1992 censuses, see appendix A. For definitions of CMSA's, MSA's, and PMSA's, see appendix D]

SIC code	Geographic area and kind of business	Estab-lish-ments (number)	Sales (\$1,000)	Annual payroll (\$1,000)	Paid employees for pay period including March 12 (number)	Merchant wholesalers				Other operating types	
						Estab-lish-ments (number)	Sales (\$1,000)	Annual payroll (\$1,000)	Paid employees for pay period including March 12 (number)	Estab-lish-ments (number)	Sales (\$1,000)
BOSTON–WORCESTER–LAWRENCE, MA–NH–ME–CT CMSA—Con.											
Brockton, MA PMSA											
	Wholesale trade	400	2 407 009	189 632	5 534	344	2 048 066	168 879	4 859	56	358 943
50	Durable goods	262	841 547	90 725	2 920	221	658 457	81 170	2 598	41	183 090
501	Motor vehicles and motor vehicle parts and supplies	47	85 323	11 552	431	46	(D)	(D)	EE	1	(D)
502	Furniture and homefurnishings	15	44 041	6 129	197	14	(D)	(D)	CC	1	(D)
503	Lumber and other construction materials	22	113 038	7 994	203	14	65 777	5 932	138	8	47 261
504	Professional and commercial equipment and supplies	37	160 358	18 204	553	30	136 680	16 839	492	7	23 678
505	Metals and minerals, except petroleum	16	64 613	6 261	180	14	(D)	(D)	CC	2	(D)
506	Electrical goods	34	97 479	13 034	480	25	66 580	10 174	404	9	30 899
507	Hardware, and plumbing and heating equipment and supplies	28	91 663	8 497	289	24	64 221	7 411	258	4	27 442
508	Machinery, equipment, and supplies	33	76 217	11 045	303	27	66 111	10 679	284	6	10 106
509	Miscellaneous durable goods	30	108 815	8 009	284	27	91 146	7 683	269	3	17 669
51	Nondurable goods	138	1 565 462	98 907	2 614	123	1 389 609	87 709	2 261	15	175 853
511	Paper and paper products	18	110 400	4 890	162	14	25 767	4 134	137	4	84 633
512	Drugs, drug proprietaries, and druggists' sundries	5	(D)	(D)	BB	5	(D)	(D)	BB	—	(D)
513	Apparel, piece goods, and notions	23	(D)	(D)	FF	22	(D)	(D)	FF	1	(D)
514	Groceries and related products	41	280 529	18 910	689	37	226 989	12 917	485	4	53 540
515	Farm-product raw materials	2	(D)	(D)	AA	2	(D)	(D)	AA	—	(D)
516	Chemicals and allied products	5	21 438	3 369	99	3	(D)	(D)	AA	2	(D)
517	Petroleum and petroleum products	7	113 161	4 260	103	7	113 161	4 260	103	—	(D)
518	Beer, wine, and distilled alcoholic beverages	2	(D)	(D)	FF	2	(D)	(D)	FF	—	(D)
519	Miscellaneous nondurable goods	35	(D)	(D)	EE	31	(D)	(D)	EE	4	(D)
Fitchburg–Leominster, MA PMSA											
	Wholesale trade	169	886 359	77 114	2 268	147	351 087	37 338	1 463	22	535 272
50	Durable goods	122	242 706	25 268	895	106	(D)	(D)	FF	16	(D)
501	Motor vehicles and motor vehicle parts and supplies	27	49 278	6 174	270	26	(D)	(D)	EE	1	(D)
502	Furniture and homefurnishings	11	38 423	3 032	105	8	12 904	2 229	91	3	25 519
503	Lumber and other construction materials	7	17 616	1 581	73	4	(D)	(D)	BB	3	(D)
504	Professional and commercial equipment and supplies	15	(D)	(D)	BB	13	(D)	(D)	BB	2	(D)
505	Metals and minerals, except petroleum	2	(D)	(D)	AA	2	(D)	(D)	AA	—	(D)
506	Electrical goods	11	(D)	(D)	CC	11	(D)	(D)	CC	—	(D)
507	Hardware, and plumbing and heating equipment and supplies	10	16 170	2 160	78	9	(D)	(D)	BB	1	(D)
508	Machinery, equipment, and supplies	21	41 862	4 165	139	19	(D)	(D)	CC	2	(D)
509	Miscellaneous durable goods	18	(D)	(D)	BB	14	(D)	(D)	BB	4	(D)
51	Nondurable goods	47	643 653	51 846	1 373	41	(D)	(D)	FF	6	(D)
511	Paper and paper products	9	(D)	(D)	CC	7	(D)	(D)	CC	2	(D)
512	Drugs, drug proprietaries, and druggists' sundries	—	(D)	(D)	—	—	(D)	(D)	—	—	(D)
513	Apparel, piece goods, and notions	1	(D)	(D)	BB	—	(D)	(D)	(D)	1	(D)
514	Groceries and related products	14	24 873	1 559	99	12	(D)	(D)	BB	2	(D)
515	Farm-product raw materials	—	(D)	(D)	—	—	(D)	(D)	—	—	(D)
516	Chemicals and allied products	12	(D)	(D)	FF	11	(D)	(D)	CC	1	(D)
517	Petroleum and petroleum products	1	(D)	(D)	CC	1	(D)	(D)	CC	—	(D)
518	Beer, wine, and distilled alcoholic beverages	1	(D)	(D)	BB	1	(D)	(D)	BB	—	(D)
519	Miscellaneous nondurable goods	9	(D)	(D)	BB	9	(D)	(D)	BB	—	(D)
Lawrence, MA–NH PMSA											

Table 7. Summary Statistics for Metropolitan Areas: 1992 — Con.

[For meaning of abbreviations and symbols, see introductory text. For explanation of terms and comparability of 1987 and 1992 censuses, see appendix A. For definitions of CMSA's, MSA's, and PMSA's, see appendix D]

SIC code	Geographic area and kind of business	Establishments (number)	Sales (\$1,000)	Annual payroll (\$1,000)	Paid employees for pay period including March 12 (number)	Merchant wholesalers			Other operating types		
						Establishments (number)	Sales (\$1,000)	Annual payroll (\$1,000)	Paid employees for pay period including March 12 (number)	Establishments (number)	Sales (\$1,000)
BOSTON-WORCESTER-LAWRENCE, MA-NH-ME-CT CMSA—Con.											
Lawrence, MA-NH PMSA —Con.											
	Wholesale trade	580	3 971 365	217 631	6 323	436	2 556 155	162 804	4 965	144	1 415 210
50	Durable goods	434	1 635 007	125 907	3 749	332	898 009	101 844	3 222	102	736 998
501	Motor vehicles and motor vehicle parts and supplies	68	126 632	12 305	599	64	119 997	11 814	587	4	6 635
5012	Automobiles and other motor vehicles	12	64 949	3 699	194	11	(D)	(D)	CC	1	(D)
5013	Motor vehicle supplies and new parts	43	56 274	7 644	347	40	(D)	(D)	EE	3	(D)
5014	Tires and tubes	5	(D)	(D)	BB	5	(D)	(D)	BB	—	—
5015	Motor vehicle parts, used	8	(D)	(D)	BB	8	(D)	(D)	BB	—	—
502	Furniture and homefurnishings	20	93 637	7 177	228	15	49 560	6 221	199	5	44 077
5021	Furniture	6	33 991	3 752	118	4	(D)	(D)	CC	2	(D)
5023	Homefurnishings	14	59 646	3 425	110	11	(D)	(D)	BB	3	(D)
503	Lumber and other construction materials	19	153 568	11 858	409	14	111 636	11 229	387	5	41 932
5031	Lumber, plywood, millwork, and wood panels	9	131 805	9 847	320	6	(D)	(D)	EE	3	(D)
5032	Brick, stone, and related construction materials	5	(D)	(D)	BB	5	(D)	(D)	BB	—	—
5033	Roofing, siding, and insulation materials	1	(D)	(D)	AA	—	—	—	(D)	1	(D)
5039	Construction materials, n.e.c.	4	(D)	(D)	AA	3	(D)	(D)	AA	1	(D)
504	Professional and commercial equipment and supplies	92	288 393	25 231	588	75	153 175	20 815	520	17	135 218
5043	Photographic equipment and supplies	1	(D)	(D)	AA	1	(D)	(D)	AA	—	—
5044	Office equipment	15	125 312	5 689	159	12	(D)	(D)	CC	3	(D)
5045	Computers and computer peripheral equipment and software	41	100 338	11 323	210	32	51 924	8 439	173	9	48 414
5046	Commercial equipment, n.e.c.	8	7 252	603	25	6	(D)	(D)	AA	2	(D)
5047	Medical, dental, and hospital equipment and supplies	18	41 011	5 892	141	16	(D)	(D)	CC	2	(D)
5048	Ophthalmic goods	3	2 172	236	15	3	2 172	236	15	—	—
5049	Professional equipment and supplies, n.e.c.	6	(D)	(D)	BB	5	7 555	1 157	(D)	1	(D)
505	Metals and minerals, except petroleum	13	33 770	2 343	62	9	11 348	1 445	38	4	22 422
5051	Metals service centers and offices	13	33 770	2 343	62	9	11 348	1 445	38	4	22 422
5052	Coal and other minerals and ores	—	—	—	—	—	—	—	—	—	—
506	Electrical goods	92	398 416	25 546	663	61	146 700	17 297	519	31	251 716
5063	Electrical apparatus and equipment, wiring supplies, and construction materials	36	94 022	7 797	248	25	45 443	6 009	208	11	48 579
5064	Electrical appliances, television and radio sets	6	7 374	1 234	37	6	7 374	1 234	37	—	—
5065	Electronic parts and equipment, n.e.c.	50	297 020	16 515	378	30	93 883	10 054	274	20	203 137
507	Hardware, and plumbing and heating equipment and supplies	29	173 690	9 902	306	21	52 802	5 976	193	8	120 888
5072	Hardware	10	33 531	3 582	111	8	(D)	(D)	CC	2	(D)
5074	Plumbing and heating equipment and supplies (hydronics)	16	119 574	3 433	93	11	19 871	2 289	65	5	99 703
5075	Warm air heating and air-conditioning equipment and supplies	2	(D)	(D)	BB	2	(D)	(D)	BB	—	—
5078	Refrigeration equipment and supplies	1	(D)	(D)	BB	—	—	—	(D)	1	(D)
508	Machinery, equipment, and supplies	72	262 488	22 688	570	49	163 301	18 660	474	23	99 187
5082	Construction and mining (except petroleum) machinery and equipment	2	(D)	(D)	BB	2	(D)	(D)	BB	—	—
5083	Farm and garden machinery and equipment	4	11 643	1 321	55	4	11 643	1 321	55	—	—
5084	Industrial machinery and equipment	41	81 446	9 222	259	27	34 785	6 730	198	14	46 661
5085	Industrial supplies	15	87 287	10 356	181	9	43 844	9 261	159	6	43 443
5087	Service establishment equipment and supplies	8	(D)	(D)	BB	6	(D)	(D)	BB	2	(D)
5088	Transportation equipment and supplies, except motor vehicles	2	(D)	(D)	AA	1	(D)	(D)	AA	1	(D)
509	Miscellaneous durable goods	29	104 413	8 857	324	24	89 490	8 387	305	5	14 923
5091	Sporting and recreational goods and supplies	8	(D)	(D)	CC	5	(D)	(D)	BB	3	(D)
5092	Toys and hobby goods and supplies	3	3 862	329	13	3	3 862	329	13	—	—
5093	Scrap and waste materials	10	11 371	1 573	117	9	(D)	(D)	CC	1	(D)
5094	Jewelry, watches, precious stones, and precious metals	4	16 483	2 399	70	3	(D)	(D)	BB	1	(D)
5099	Durable goods, n.e.c.	4	(D)	(D)	AA	4	(D)	(D)	AA	—	—
51	Nondurable goods	146	2 336 358	91 724	2 574	104	1 658 146	60 960	1 743	42	678 212
511	Paper and paper products	24	90 135	7 045	245	15	23 124	2 854	138	9	67 011
5111	Printing and writing paper	1	(D)	(D)	AA	1	(D)	(D)	AA	—	—
5112	Stationery and office supplies	13	(D)	(D)	CC	10	(D)	(D)	BB	3	(D)
5113	Industrial and personal service paper	10	38 966	3 026	78	4	(D)	(D)	BB	6	(D)
512	Drugs, drug proprietaries, and druggists' sundries	6	(D)	(D)	EE	5	(D)	(D)	CC	1	(D)
5122	Drugs, drug proprietaries, and druggists' sundries	6	(D)	(D)	EE	5	(D)	(D)	CC	1	(D)
513	Apparel, piece goods, and notions	12	(D)	(D)	EE	11	(D)	(D)	EE	1	(D)
5131	Piece goods, notions, and other dry goods	2	(D)	(D)	AA	2	(D)	(D)	AA	—	—
5136	Men's and boys' clothing and furnishings	4	(D)	(D)	BB	4	(D)	(D)	BB	—	—
5137	Women's, children's, and infants' clothing and accessories	2	(D)	(D)	CC	2	(D)	(D)	CC	—	—
5139	Footwear	4	(D)	(D)	AA	3	(D)	(D)	AA	1	(D)
514	Groceries and related products	47	752 773	33 576	1 112	34	420 234	23 387	801	13	332 539
5141	Groceries, general line	5	317 828	12 301	364	3	(D)	(D)	EE	2	(D)
5142	Packaged frozen foods	5	(D)	(D)	BB	3	(D)	(D)	AA	2	(D)
5143	Dairy products, except dried or canned	4	(D)	(D)	AA	3	(D)	(D)	AA	1	(D)
5144	Poultry and poultry products	1	(D)	(D)	AA	—	—	—	(D)	1	(D)
5145	Confectionery	4	50 780	2 347	89	3	(D)	(D)	BB	1	(D)

Table 7. Summary Statistics for Metropolitan Areas: 1992 – Con.

[For meaning of abbreviations and symbols, see introductory text. For explanation of terms and comparability of 1987 and 1992 censuses, see appendix A. For definitions of CMSA's, MSA's, and PMSA's, see appendix D]

SIC code	Geographic area and kind of business	Estab-lish-ments (number)	Sales (\$1,000)	Annual payroll (\$1,000)	Paid employees for pay period including March 12 (number)	Merchant wholesalers			Other operating types	
						Estab-lish-ments (number)	Sales (\$1,000)	Annual payroll (\$1,000)	Paid employees for pay period including March 12 (number)	Estab-lish-ments (number)
BOSTON-WORCESTER-LAWRENCE, MA-NH-ME-CT CMSA—Con.										
Lawrence, MA-NH PMSA —Con.										
51	Nondurable goods —Con.									
514	Groceries and related products —Con.									
5146	Fish and seafoods	4	7 875	207	17	4	7 875	207	17	—
5147	Meats and meat products	4	10 980	963	42	4	10 980	963	42	—
5148	Fresh fruits and vegetables	4	9 471	637	31	4	9 471	637	31	—
5149	Groceries and related products, n.e.c.	16	270 668	15 972	526	10	(D)	(D)	EE	6 (D)
515	Farm-product raw materials	1	(D)	(D)	AA	—	—	—	(D)	1 (D)
5153	Grain and field beans	—	—	—	—	—	—	—	—	—
5154	Livestock	—	—	—	—	—	—	—	—	—
5159	Farm-product raw materials, n.e.c.	1	(D)	(D)	AA	—	—	—	(D)	1 (D)
516	Chemicals and allied products	17	105 194	2 702	72	12	22 417	1 953	55	5 82 777
5162	Plastics materials and basic forms and shapes	3	19 016	1 435	30	3	19 016	1 435	30	—
5169	Chemicals and allied products, n.e.c.	14	86 178	1 267	42	9	3 401	518	25	5 82 777
517	Petroleum and petroleum products	4	1 073	167	7	4	1 073	167	7	—
5171	Petroleum bulk stations and terminals	1	(D)	(D)	AA	1	(D)	(D)	AA	—
5172	Petroleum and petroleum products wholesalers, except bulk stations and terminals	3	(D)	(D)	AA	3	(D)	(D)	AA	—
518	Beer, wine, and distilled alcoholic beverages	5	(D)	(D)	BB	2	(D)	(D)	BB	3 (D)
5181	Beer and ale	1	(D)	(D)	AA	1	(D)	(D)	AA	—
5182	Wine and distilled alcoholic beverages	4	(D)	(D)	BB	1	(D)	(D)	BB	3 (D)
519	Miscellaneous nondurable goods	30	(D)	(D)	EE	21	(D)	(D)	CC	9 (D)
5191	Farm supplies	4	8 278	1 190	33	2	(D)	(D)	BB	2 (D)
5192	Books, periodicals, and newspapers	5	11 692	1 674	68	2	(D)	(D)	AA	3 (D)
5193	Flowers, nursery stock, and florists' supplies	3	6 507	921	55	3	6 507	921	55	—
5194	Tobacco and tobacco products	1	(D)	(D)	AA	1	(D)	(D)	AA	—
5198	Paints, varnishes, and supplies	—	—	—	—	—	—	—	—	—
5199	Nondurable goods, n.e.c.	17	(D)	(D)	CC	13	(D)	(D)	BB	4 (D)
Lowell, MA-NH PMSA										
	Wholesale trade	428	3 660 642	267 535	6 621	335	1 255 207	150 661	4 290	93 2 405 435
50	Durable goods	326	2 856 468	209 429	4 992	255	811 366	106 667	3 068	71 2 045 102
501	Motor vehicles and motor vehicle parts and supplies	49	63 032	8 581	386	49	63 032	8 581	386	—
502	Furniture and homefurnishings	10	(D)	(D)	BB	8	(D)	(D)	BB	2 (D)
503	Lumber and other construction materials	18	125 811	9 914	296	16	(D)	(D)	CC	2 (D)
504	Professional and commercial equipment and supplies	64	1 606 048	121 820	2 363	50	216 807	37 154	849	14 1 389 241
505	Metals and minerals, except petroleum	11	28 635	2 879	100	7	15 669	1 951	89	4 12 966
506	Electrical goods	79	734 583	33 529	879	45	171 861	20 756	603	34 562 722
507	Hardware, and plumbing and heating equipment and supplies	26	54 988	5 350	185	23	(D)	(D)	CC	3 (D)
508	Machinery, equipment, and supplies	49	143 022	19 665	545	39	98 790	17 408	494	10 44 232
509	Miscellaneous durable goods	20	(D)	(D)	CC	18	(D)	(D)	CC	2 (D)
51	Nondurable goods	102	804 174	58 106	1 629	80	443 841	43 994	1 222	22 360 333
511	Paper and paper products	24	187 999	18 528	436	21	129 464	17 119	412	3 58 535
512	Drugs, drug proprietaries, and druggists' sundries	5	(D)	(D)	AA	5	(D)	(D)	AA	—
513	Apparel, piece goods, and notions	5	(D)	(D)	BB	4	(D)	(D)	BB	1 (D)
514	Groceries and related products	26	226 403	16 182	523	19	118 188	9 397	302	7 108 215
515	Farm-product raw materials	—	—	—	—	—	—	—	—	—
516	Chemicals and allied products	18	178 385	7 375	181	12	23 300	3 633	84	6 155 085
517	Petroleum and petroleum products	6	(D)	(D)	BB	5	(D)	(D)	BB	1 (D)
518	Beer, wine, and distilled alcoholic beverages	2	(D)	(D)	CC	2	(D)	(D)	CC	—
519	Miscellaneous nondurable goods	16	(D)	(D)	CC	12	(D)	(D)	CC	4 (D)
Manchester, NH PMSA										
	Wholesale trade	447	2 020 628	177 316	5 622	364	1 288 859	123 986	4 266	83 731 769
(See appropriate State for SIC detail.)										
Nashua, NH PMSA										
	Wholesale trade	359	1 919 610	131 712	3 607	280	988 778	103 304	3 003	79 930 832
(See appropriate State for SIC detail.)										

Table 7. Summary Statistics for Metropolitan Areas: 1992 – Con.

[For meaning of abbreviations and symbols, see introductory text. For explanation of terms and comparability of 1987 and 1992 censuses, see appendix A. For definitions of CMSA's, MSA's, and PMSA's, see appendix D]

SIC code	Geographic area and kind of business	Estab-lish-ments (number)	Sales (\$1,000)	Annual payroll (\$1,000)	Paid employees for pay period including March 12 (number)	Merchant wholesalers				Other operating types	
						Estab-lish-ments (number)	Sales (\$1,000)	Annual payroll (\$1,000)	Paid employees for pay period including March 12 (number)	Estab-lish-ments (number)	Sales (\$1,000)
BOSTON–WORCESTER–LAWRENCE, MA–NH–ME–CT CMSA—Con.											
New Bedford, MA PMSA											
	Wholesale trade	282	1 110 919	99 387	2 998	256	740 405	64 312	2 533	26	370 514
50	Durable goods	143	445 335	53 516	1 284	132	170 803	24 380	1 036	11	274 532
501	Motor vehicles and motor vehicle parts and supplies	31	(D)	(D)	CC	30	(D)	(D)	CC	1	(D)
502	Furniture and homefurnishings	7	13 160	1 328	80	7	13 160	1 328	80	—	—
503	Lumber and other construction materials	11	25 082	1 932	80	9	(D)	(D)	BB	2	(D)
504	Professional and commercial equipment and supplies	6	(D)	(D)	AA	6	(D)	(D)	AA	—	—
505	Metals and minerals, except petroleum	6	10 101	769	32	4	(D)	(D)	BB	2	(D)
506	Electrical goods	10	(D)	(D)	BB	9	(D)	(D)	BB	1	(D)
507	Hardware, and plumbing and heating equipment and supplies	14	15 216	3 138	150	14	15 216	3 138	150	—	—
508	Machinery, equipment, and supplies	35	70 863	9 958	316	31	63 948	9 715	310	4	6 915
509	Miscellaneous durable goods	23	(D)	(D)	EE	22	(D)	(D)	CC	1	(D)
51	Nondurable goods	139	665 584	45 871	1 714	124	569 602	39 932	1 497	15	95 982
511	Paper and paper products	13	46 977	5 029	155	13	46 977	5 029	155	—	—
512	Drugs, drug proprietaries, and druggists' sundries	1	(D)	(D)	AA	1	(D)	(D)	AA	—	—
513	Apparel, piece goods, and notions	9	97 261	7 545	320	6	(D)	(D)	CC	3	(D)
514	Groceries and related products	71	367 452	20 498	743	65	338 924	18 539	695	6	28 528
515	Farm-product raw materials	—	—	—	—	—	—	—	—	—	—
516	Chemicals and allied products	5	(D)	(D)	AA	5	(D)	(D)	AA	—	—
517	Petroleum and petroleum products	9	23 436	2 086	65	8	(D)	(D)	BB	1	(D)
518	Beer, wine, and distilled alcoholic beverages	5	50 410	4 436	120	5	50 410	4 436	120	—	—
519	Miscellaneous nondurable goods	26	(D)	(D)	EE	21	(D)	(D)	EE	5	(D)
Portsmouth–Rochester, NH–ME PMSA											
	Wholesale trade	401	1 608 943	101 919	3 573	341	1 222 846	82 743	2 946	60	386 097
(See appropriate State for SIC detail.)											
Worcester, MA–CT PMSA											
	Wholesale trade	811	4 132 421	326 277	10 211	667	2 953 641	276 755	8 917	144	1 178 780
50	Durable goods	607	1 959 810	199 796	5 831	504	1 374 901	171 796	5 152	103	584 909
501	Motor vehicles and motor vehicle parts and supplies	83	133 144	17 360	689	82	(D)	(D)	FF	1	(D)
5012	Automobiles and other motor vehicles	11	36 562	3 218	114	11	36 562	3 218	114	—	—
5013	Motor vehicle supplies and new parts	52	63 519	9 440	401	51	(D)	(D)	EE	1	(D)
5014	Tires and tubes	8	(D)	(D)	CC	8	(D)	(D)	CC	—	—
5015	Motor vehicle parts, used	12	(D)	(D)	BB	12	(D)	(D)	BB	—	—
502	Furniture and homefurnishings	25	51 953	7 628	219	21	40 966	6 889	208	4	10 987
5021	Furniture	13	39 062	5 889	140	10	(D)	(D)	CC	3	(D)
5023	Homefurnishings	12	12 891	1 739	79	11	(D)	(D)	BB	1	(D)
503	Lumber and other construction materials	35	184 570	10 797	253	30	152 376	9 665	219	5	32 194
5031	Lumber, plywood, millwork, and wood panels	15	140 471	5 818	120	12	(D)	(D)	CC	3	(D)
5032	Brick, stone, and related construction materials	7	17 309	2 456	57	7	17 309	2 456	57	—	—
5033	Roofing, siding, and insulation materials	6	18 339	1 633	44	4	(D)	(D)	BB	2	(D)
5039	Construction materials, n.e.c.	7	8 451	890	32	7	8 451	890	32	—	—
504	Professional and commercial equipment and supplies	95	460 274	57 112	1 328	77	374 070	46 457	1 081	18	86 204
5043	Photographic equipment and supplies	1	(D)	(D)	AA	1	(D)	(D)	AA	—	—
5044	Office equipment	13	39 259	5 456	162	11	(D)	(D)	BB	2	(D)
5045	Computers and computer peripheral equipment and software	39	307 165	35 796	782	33	288 497	31 759	704	6	18 668
5046	Commercial equipment, n.e.c.	13	14 321	2 083	66	10	7 974	1 419	44	3	6 347
5047	Medical, dental, and hospital equipment and supplies	19	65 912	7 901	206	14	34 576	4 674	127	5	31 336
5048	Ophthalmic goods	7	6 440	564	37	5	(D)	(D)	BB	2	(D)
5049	Professional equipment and supplies, n.e.c.	3	(D)	(D)	BB	3	(D)	(D)	BB	—	—
505	Metals and minerals, except petroleum	17	65 357	6 290	178	14	44 810	5 734	160	3	20 547
5051	Metals service centers and offices	17	65 357	6 290	178	14	44 810	5 734	160	3	20 547
5052	Coal and other minerals and ores	—	—	—	—	—	—	—	—	—	—
506	Electrical goods	86	409 641	28 953	839	56	158 814	21 501	671	30	250 827
5063	Electrical apparatus and equipment, wiring supplies, and construction materials	44	231 222	13 054	431	29	83 552	9 335	344	15	147 670
5064	Electrical appliances, television and radio sets	7	65 329	4 707	85	5	(D)	(D)	BB	2	(D)
5065	Electronic parts and equipment, n.e.c.	35	113 090	11 192	323	22	(D)	(D)	EE	13	(D)

Table 7. Summary Statistics for Metropolitan Areas: 1992 – Con.

[For meaning of abbreviations and symbols, see introductory text. For explanation of terms and comparability of 1987 and 1992 censuses, see appendix A. For definitions of CMSA's, MSA's, and PMSA's, see appendix D]

SIC code	Geographic area and kind of business	Estab-lish-ments (number)	Sales (\$1,000)	Annual payroll (\$1,000)	Paid employees for pay period including March 12 (number)	Merchant wholesalers			Other operating types	
						Estab-lish-ments (number)	Sales (\$1,000)	Annual payroll (\$1,000)	Paid employees for pay period including March 12 (number)	Estab-lish-ments (number)
BOSTON-WORCESTER-LAWRENCE, MA-NH-ME-CT CMSA—Con.										
Worcester, MA-CT PMSA —Con.										
50	Durable goods —Con.									
507	Hardware, and plumbing and heating equipment and supplies -----	55	95 706	11 752	356	50	83 949	11 034	341	5 11 757
5072	Hardware -----	20	32 607	3 752	111	16	(D)	(D)	CC	4 (D)
5074	Plumbing and heating equipment and supplies (hydronics) -----	28	57 311	7 231	217	27	(D)	(D)	CC	1 (D)
5075	Warm air heating and air-conditioning equipment and supplies -----	5	(D)	(D)	BB	5	(D)	(D)	BB	— —
5078	Refrigeration equipment and supplies -----	2	(D)	(D)	AA	2	(D)	(D)	AA	— —
508	Machinery, equipment, and supplies -----	159	397 404	47 371	1 487	128	287 424	41 470	1 323	31 109 980
5082	Construction and mining (except petroleum) machinery and equipment -----	11	(D)	(D)	BB	10	26 404	3 581	(D)	1 (D)
5083	Farm and garden machinery and equipment -----	7	(D)	(D)	BB	7	(D)	(D)	BB	— —
5084	Industrial machinery and equipment -----	73	188 255	22 628	652	51	115 864	18 188	535	22 72 391
5085	Industrial supplies -----	45	122 831	12 856	426	42	(D)	(D)	EE	3 (D)
5087	Service establishment equipment and supplies -----	21	43 738	6 828	257	18	39 968	6 572	248	3 3 770
5088	Transportation equipment and supplies, except motor vehicles -----	2	(D)	(D)	AA	—	—	—	(D)	2 (D)
509	Miscellaneous durable goods -----	52	161 761	12 533	482	46	(D)	(D)	EE	6 (D)
5091	Sporting and recreational goods and supplies -----	10	(D)	(D)	BB	8	(D)	(D)	BB	2 (D)
5092	Toys and hobby goods and supplies -----	5	(D)	(D)	AA	4	1 818	278	(D)	1 (D)
5093	Scrap and waste materials -----	23	52 636	7 698	315	22	(D)	(D)	EE	1 (D)
5094	Jewelry, watches, precious stones, and precious metals -----	3	(D)	(D)	BB	3	(D)	(D)	BB	— —
5099	Durable goods, n.e.c. -----	11	5 448	710	32	9	(D)	(D)	BB	2 (D)
51	Nondurable goods -----	204	2 172 611	126 481	4 380	163	1 578 740	104 959	3 765	41 593 871
511	Paper and paper products -----	33	132 936	15 161	439	27	116 042	13 843	394	6 16 894
5111	Printing and writing paper -----	5	22 108	1 272	30	5	22 108	1 272	30	— —
5112	Stationery and office supplies -----	18	34 758	4 041	166	13	(D)	(D)	CC	5 (D)
5113	Industrial and personal service paper -----	10	76 070	9 848	243	9	(D)	(D)	CC	1 (D)
512	Drugs, drug proprietaries, and druggists' sundries -----	10	205 853	19 336	833	10	205 853	19 336	833	— —
5122	Drugs, drug proprietaries, and druggists' sundries -----	10	205 853	19 336	833	10	205 853	19 336	833	— —
513	Apparel, piece goods, and notions -----	11	43 774	2 700	128	7	16 690	2 281	118	4 27 084
5131	Piece goods, notions, and other dry goods -----	3	(D)	(D)	BB	2	(D)	(D)	BB	1 (D)
5136	Men's and boys' clothing and furnishings -----	6	34 857	2 164	96	4	(D)	(D)	BB	2 (D)
5137	Women's, children's, and infants' clothing and accessories -----	2	(D)	(D)	AA	1	(D)	(D)	AA	1 (D)
5139	Footwear -----	—	—	—	—	—	—	—	—	— —
514	Groceries and related products -----	56	1 180 843	49 202	1 633	44	786 475	38 802	1 336	12 394 368
5141	Groceries, general line -----	10	(D)	(D)	FF	9	(D)	(D)	FF	1 (D)
5142	Packaged frozen foods -----	3	(D)	(D)	CC	3	(D)	(D)	CC	— —
5143	Dairy products, except dried or canned -----	3	(D)	(D)	BB	1	(D)	(D)	AA	2 (D)
5144	Poultry and poultry products -----	—	—	—	—	—	—	—	—	— —
5145	Confectionery -----	3	(D)	(D)	CC	2	(D)	(D)	BB	1 (D)
5146	Fish and seafoods -----	2	(D)	(D)	AA	1	(D)	(D)	AA	1 (D)
5147	Meats and meat products -----	4	47 413	1 517	57	4	47 413	1 517	57	— —
5148	Fresh fruits and vegetables -----	8	19 076	2 222	113	8	19 076	2 222	113	— —
5149	Groceries and related products, n.e.c. -----	23	257 728	10 992	343	16	56 469	3 302	155	7 201 259
515	Farm-product raw materials -----	2	(D)	(D)	AA	1	(D)	(D)	AA	1 (D)
5153	Grain and field beans -----	—	—	—	—	—	—	—	—	— —
5154	Livestock -----	1	(D)	(D)	AA	—	—	—	(D)	1 (D)
5159	Farm-product raw materials, n.e.c. -----	1	(D)	(D)	AA	1	(D)	(D)	AA	— —
516	Chemicals and allied products -----	34	195 032	12 289	400	25	(D)	(D)	CC	9 (D)
5162	Plastics materials and basic forms and shapes -----	21	129 319	8 928	292	15	(D)	(D)	BB	6 (D)
5169	Chemicals and allied products, n.e.c. -----	13	65 713	3 361	108	10	(D)	(D)	BB	3 (D)
517	Petroleum and petroleum products -----	15	173 932	12 248	315	14	(D)	(D)	EE	1 (D)
5171	Petroleum bulk stations and terminals -----	10	101 933	7 324	236	10	101 933	7 324	236	— —
5172	Petroleum and petroleum products wholesalers, except bulk stations and terminals -----	5	71 999	4 924	79	4	(D)	(D)	BB	1 (D)
518	Beer, wine, and distilled alcoholic beverages -----	1	(D)	(D)	CC	1	(D)	(D)	CC	— —
5181	Beer and ale -----	1	(D)	(D)	CC	1	(D)	(D)	CC	— —
5182	Wine and distilled alcoholic beverages -----	—	—	—	—	—	—	—	—	— —
519	Miscellaneous nondurable goods -----	42	210 324	11 937	511	34	(D)	(D)	EE	8 (D)
5191	Farm supplies -----	6	29 032	2 480	86	5	(D)	(D)	BB	1 (D)
5192	Books, periodicals, and newspapers -----	4	(D)	(D)	CC	4	(D)	(D)	CC	— —
5193	Flowers, nursery stock, and florists' supplies -----	5	3 865	514	33	5	3 865	514	33	— —
5194	Tobacco and tobacco products -----	2	(D)	(D)	BB	2	(D)	(D)	BB	— —
5198	Paints, varnishes, and supplies -----	7	8 879	1 801	42	4	(D)	(D)	BB	3 (D)
5199	Nondurable goods, n.e.c. -----	18	(D)	(D)	BB	14	(D)	(D)	BB	4 8 020

MA-50 MASSACHUSETTS

WHOLESALE TRADE—GEOGRAPHIC AREA SERIES

Table 7. Summary Statistics for Metropolitan Areas: 1992 – Con.

[For meaning of abbreviations and symbols, see introductory text. For explanation of terms and comparability of 1987 and 1992 censuses, see appendix A. For definitions of CMSA's, MSA's, and PMSA's, see appendix D]

SIC code	Geographic area and kind of business	Estab-lish-ments (number)	Sales (\$1,000)	Annual payroll (\$1,000)	Paid employees for pay period including March 12 (number)	Merchant wholesalers			Other operating types		
						Estab-lish-ments (number)	Sales (\$1,000)	Annual payroll (\$1,000)	Paid employees for pay period including March 12 (number)	Estab-lish-ments (number)	Sales (\$1,000)
PITTSFIELD, MA MSA											
	Wholesale trade	106	641 328	26 794	1 043	94	(D)	(D)	FF	12	(D)
50	Durable goods	66	111 189	12 594	503	61	105 659	12 171	493	5	5 530
501	Motor vehicles and motor vehicle parts and supplies	19	42 837	4 288	150	18	(D)	(D)	CC	1	(D)
502	Furniture and homefurnishings	3	6 257	1 195	61	3	6 257	1 195	61	–	–
503	Lumber and other construction materials	4	2 227	418	22	4	2 227	418	22	–	–
504	Professional and commercial equipment and supplies	11	(D)	(D)	BB	9	(D)	(D)	BB	2	(D)
505	Metals and minerals, except petroleum	1	(D)	(D)	AA	1	(D)	(D)	AA	–	–
506	Electrical goods	4	4 959	571	28	4	4 959	571	28	–	–
507	Hardware, and plumbing and heating equipment and supplies	4	7 011	698	24	3	(D)	(D)	BB	1	(D)
508	Machinery, equipment, and supplies	14	31 946	2 902	101	13	(D)	(D)	BB	1	(D)
509	Miscellaneous durable goods	6	(D)	(D)	BB	6	(D)	(D)	BB	–	–
51	Nondurable goods	40	530 139	14 200	540	33	(D)	(D)	EE	7	(D)
511	Paper and paper products	5	(D)	(D)	BB	4	(D)	(D)	BB	1	(D)
512	Drugs, drug proprietaries, and druggists' sundries	2	(D)	(D)	BB	2	(D)	(D)	BB	–	–
513	Apparel, piece goods, and notions	1	(D)	(D)	AA	1	(D)	(D)	AA	–	–
514	Groceries and related products	16	61 831	6 127	263	13	(D)	(D)	CC	3	(D)
515	Farm-product raw materials	1	(D)	(D)	AA	1	(D)	(D)	AA	–	–
516	Chemicals and allied products	5	(D)	(D)	BB	2	(D)	(D)	AA	3	(D)
517	Petroleum and petroleum products	–	–	–	–	–	–	–	–	–	–
518	Beer, wine, and distilled alcoholic beverages	3	(D)	(D)	BB	3	(D)	(D)	BB	–	–
519	Miscellaneous nondurable goods	7	(D)	(D)	BB	7	(D)	(D)	BB	–	–
PROVIDENCE–FALL RIVER–WARWICK, RI–MA MSA											
	Wholesale trade	1 975	7 472 870	615 544	21 850	1 717	4 969 884	475 271	17 968	258	2 502 986
50	Durable goods	1 319	3 796 549	390 627	14 067	1 145	2 627 575	311 362	11 847	174	1 168 974
501	Motor vehicles and motor vehicle parts and supplies	191	339 797	38 612	1 683	187	317 222	37 850	1 632	4	22 575
5012	Automobiles and other motor vehicles	33	133 170	7 884	319	32	(D)	(D)	EE	1	(D)
5013	Motor vehicle supplies and new parts	113	167 900	23 669	1 113	111	(D)	(D)	GG	2	(D)
5014	Tires and tubes	12	17 749	1 853	77	11	(D)	(D)	BB	1	(D)
5015	Motor vehicle parts, used	33	20 978	5 206	174	33	20 978	5 206	174	–	–
502	Furniture and homefurnishings	50	160 114	15 039	585	46	138 986	14 464	572	4	21 128
5021	Furniture	15	23 894	3 456	99	14	(D)	(D)	BB	1	(D)
5023	Homefurnishings	35	136 220	11 583	486	32	(D)	(D)	EE	3	(D)
503	Lumber and other construction materials	76	240 778	22 969	735	68	203 838	20 676	649	8	36 940
5031	Lumber, plywood, millwork, and wood panels	32	128 817	9 128	326	29	(D)	(D)	EE	3	(D)
5032	Brick, stone, and related construction materials	17	50 715	6 581	134	15	(D)	(D)	CC	2	(D)
5033	Roofing, siding, and insulation materials	10	(D)	(D)	CC	9	(D)	(D)	CC	1	(D)
5039	Construction materials, n.e.c.	17	(D)	(D)	CC	15	(D)	(D)	BB	2	(D)
504	Professional and commercial equipment and supplies	174	635 144	76 870	2 273	146	316 725	43 726	1 565	28	318 419
5043	Photographic equipment and supplies	3	1 599	104	5	3	1 599	104	5	–	–
5044	Office equipment	38	130 026	20 766	617	35	83 036	12 121	412	3	46 990
5045	Computers and computer peripheral equipment and software	52	210 764	26 639	661	42	52 763	6 911	255	10	158 001
5046	Commercial equipment, n.e.c.	25	67 913	9 025	290	23	(D)	(D)	EE	2	(D)
5047	Medical, dental, and hospital equipment and supplies	35	176 505	13 095	390	27	(D)	(D)	EE	8	(D)
5048	Ophthalmic goods	7	14 866	2 325	100	6	(D)	(D)	BB	1	(D)
5049	Professional equipment and supplies, n.e.c.	14	33 471	4 916	210	10	(D)	(D)	CC	4	(D)
505	Metals and minerals, except petroleum	45	250 463	19 388	646	37	206 837	16 984	569	8	43 626
5051	Metals service centers and offices	44	(D)	(D)	FF	36	(D)	(D)	FF	8	43 626
5052	Coal and other minerals and ores	1	(D)	(D)	BB	1	(D)	(D)	BB	–	–
506	Electrical goods	129	326 717	31 258	1 038	103	220 103	25 410	887	26	106 614
5063	Electrical apparatus and equipment, wiring supplies, and construction materials	63	168 221	19 382	632	52	131 878	16 155	549	11	36 343
5064	Electrical appliances, television and radio sets	11	47 100	2 544	83	10	(D)	(D)	BB	1	(D)
5065	Electronic parts and equipment, n.e.c.	55	111 396	9 332	323	41	(D)	(D)	EE	14	(D)
507	Hardware, and plumbing and heating equipment and supplies	101	490 979	38 948	1 208	91	(D)	(D)	FF	10	(D)
5072	Hardware	33	359 111	22 069	640	29	(D)	(D)	CC	4	(D)
5074	Plumbing and heating equipment and supplies (hydronics)	42	103 260	13 830	456	40	(D)	(D)	EE	2	(D)
5075	Warm air heating and air-conditioning equipment and supplies	19	(D)	(D)	BB	15	18 557	2 149	BB	4	(D)
5078	Refrigeration equipment and supplies	7	(D)	(D)	BB	7	(D)	(D)	BB	–	–

WHOLESALE TRADE—GEOGRAPHIC AREA SERIES

MASSACHUSETTS MA-51

Table 7. Summary Statistics for Metropolitan Areas: 1992 — Con.

[For meaning of abbreviations and symbols, see introductory text. For explanation of terms and comparability of 1987 and 1992 censuses, see appendix A. For definitions of CMSA's, MSA's, and PMSA's, see appendix D]

SIC code	Geographic area and kind of business	Estab-lish-ments (number)	Sales (\$1,000)	Annual payroll (\$1,000)	Paid employees for pay period including March 12 (number)	Merchant wholesalers			Other operating types		
						Estab-lish-ments (number)	Sales (\$1,000)	Annual payroll (\$1,000)	Paid employees for pay period including March 12 (number)	Estab-lish-ments (number)	Sales (\$1,000)
PROVIDENCE-FALL RIVER-WARWICK, RI-MA MSA—Con.											
50	Durable goods—Con.										
508	Machinery, equipment, and supplies	249	474 805	53 716	1 739	211	387 860	47 893	1 569	38	86 945
5082	Construction and mining (except petroleum) machinery and equipment	12	33 763	4 256	144	12	33 763	4 256	144	—	—
5083	Farm and garden machinery and equipment	10	10 561	1 230	60	10	10 561	1 230	60	—	—
5084	Industrial machinery and equipment	113	264 202	26 818	809	88	209 670	22 444	684	25	54 532
5085	Industrial supplies	66	104 828	15 009	473	59	97 077	14 417	453	7	7 751
5087	Service establishment equipment and supplies	44	51 672	5 485	222	39	(D)	(D)	CC	5	(D)
5088	Transportation equipment and supplies, except motor vehicles	4	9 779	918	31	3	(D)	(D)	BB	1	(D)
509	Miscellaneous durable goods	304	877 752	93 827	4 160	256	(D)	(D)	HH	48	(D)
5091	Sporting and recreational goods and supplies	20	127 595	10 549	397	17	(D)	(D)	EE	3	(D)
5092	Toys and hobby goods and supplies	13	12 848	2 136	100	12	(D)	(D)	BB	1	(D)
5093	Scrap and waste materials	49	154 117	14 109	494	49	154 117	14 109	494	—	—
5094	Jewelry, watches, precious stones, and precious metals	181	550 408	64 138	3 053	150	421 635	57 065	2 698	31	128 773
5099	Durable goods, n.e.c.	41	32 784	2 895	116	28	(D)	(D)	BB	13	(D)
51	Nondurable goods	656	3 676 321	224 917	7 783	572	2 342 309	163 909	6 121	84	1 334 012
511	Paper and paper products	78	200 401	18 539	787	63	139 415	14 772	670	15	60 986
5111	Printing and writing paper	11	49 514	4 085	96	10	(D)	(D)	BB	1	(D)
5112	Stationery and office supplies	46	77 342	9 240	480	36	(D)	(D)	EE	10	(D)
5113	Industrial and personal service paper	21	73 545	5 214	211	17	(D)	(D)	CC	4	(D)
512	Drugs, drug proprietaries, and druggists' sundries	18	86 336	4 376	149	14	14 260	2 406	98	4	72 076
5122	Drugs, drug proprietaries, and druggists' sundries	18	86 336	4 376	149	14	14 260	2 406	98	4	72 076
513	Apparel, piece goods, and notions	59	256 253	19 352	474	51	95 111	11 128	359	8	161 142
5131	Piece goods, notions, and other dry goods	28	78 962	8 381	264	25	(D)	(D)	CC	3	(D)
5136	Men's and boys' clothing and furnishings	9	(D)	(D)	BB	8	(D)	(D)	AA	1	(D)
5137	Women's, children's, and infants' clothing and accessories	17	24 870	2 589	94	15	(D)	(D)	BB	2	(D)
5139	Footwear	5	(D)	(D)	BB	3	(D)	(D)	AA	2	(D)
514	Groceries and related products	237	1 344 616	90 107	3 523	218	1 070 639	58 207	2 514	19	273 977
5141	Groceries, general line	18	36 260	2 582	121	17	(D)	(D)	CC	1	(D)
5142	Packaged frozen foods	17	96 139	5 054	124	16	(D)	(D)	CC	1	(D)
5143	Dairy products, except dried or canned	14	39 945	4 365	227	13	(D)	(D)	CC	1	(D)
5144	Poultry and poultry products	5	16 111	860	35	5	16 111	860	35	—	—
5145	Confectionery	4	49 372	2 932	116	13	(D)	(D)	CC	1	(D)
5146	Fish and seafoods	63	244 800	14 128	650	62	(D)	(D)	FF	1	(D)
5147	Meats and meat products	22	426 136	14 091	554	19	(D)	(D)	FF	3	(D)
5148	Fresh fruits and vegetables	26	138 851	7 985	393	25	(D)	(D)	EE	1	(D)
5149	Groceries and related products, n.e.c.	58	297 002	38 110	1 303	48	105 716	8 147	347	10	191 286
515	Farm-product raw materials	9	11 374	594	32	8	(D)	(D)	BB	1	(D)
5153	Grain and field beans	6	5 424	516	28	6	5 424	516	28	—	—
5154	Livestock	1	(D)	(D)	AA	1	(D)	(D)	AA	—	—
5159	Farm-product raw materials, n.e.c.	2	(D)	(D)	AA	1	(D)	(D)	AA	1	(D)
516	Chemicals and allied products	71	322 799	28 563	759	55	197 424	22 687	607	16	125 375
5162	Plastics materials and basic forms and shapes	15	68 830	5 230	145	13	(D)	(D)	CC	2	(D)
5169	Chemicals and allied products, n.e.c.	56	253 969	23 333	614	42	(D)	(D)	EE	14	(D)
517	Petroleum and petroleum products	31	1 008 402	15 764	470	26	443 204	8 994	316	5	565 198
5171	Petroleum bulk stations and terminals	21	(D)	(D)	EE	17	(D)	(D)	CC	4	(D)
5172	Petroleum and petroleum products wholesalers, except bulk stations and terminals	10	(D)	(D)	BB	9	(D)	(D)	BB	1	(D)
518	Beer, wine, and distilled alcoholic beverages	16	181 673	18 700	429	16	181 673	18 700	429	—	—
5181	Beer and ale	7	107 244	12 139	263	7	107 244	12 139	263	—	—
5182	Wine and distilled alcoholic beverages	9	74 429	6 561	166	9	74 429	6 561	166	—	—
519	Miscellaneous nondurable goods	137	264 467	28 922	1 160	121	(D)	(D)	GG	16	(D)
5191	Farm supplies	27	18 045	2 784	135	25	(D)	(D)	CC	2	(D)
5192	Books, periodicals, and newspapers	13	32 861	3 329	153	12	(D)	(D)	CC	1	(D)
5193	Flowers, nursery stock, and florists' supplies	10	41 926	7 010	276	9	(D)	(D)	EE	1	(D)
5194	Tobacco and tobacco products	6	(D)	(D)	BB	6	(D)	(D)	BB	—	—
5198	Paints, varnishes, and supplies	12	9 191	1 456	67	9	(D)	(D)	BB	3	(D)
5199	Nondurable goods, n.e.c.	69	(D)	(D)	EE	60	(D)	(D)	EE	9	(D)
SPRINGFIELD, MA MSA											
	Wholesale trade	816	2 673 219	237 858	8 230	739	2 191 556	214 646	7 647	77	481 663

Table 7. Summary Statistics for Metropolitan Areas: 1992 – Con.

[For meaning of abbreviations and symbols, see introductory text. For explanation of terms and comparability of 1987 and 1992 censuses, see appendix A. For definitions of CMSA's, MSA's, and PMSA's, see appendix D]

SIC code	Geographic area and kind of business	Estab-lish-ments (number)	Sales (\$1,000)	Annual payroll (\$1,000)	Paid employees for pay period including March 12 (number)	Merchant wholesalers				Other operating types	
						Estab-lish-ments (number)	Sales (\$1,000)	Annual payroll (\$1,000)	Paid employees for pay period including March 12 (number)	Estab-lish-ments (number)	Sales (\$1,000)
SPRINGFIELD, MA MSA – Con.											
50	Durable goods -----	581	1 482 305	150 025	5 250	534	1 270 780	137 547	4 938	47	211 525
501	Motor vehicles and motor vehicle parts and supplies -----	118	132 948	19 925	860	114	(D)	(D)	FF	4	(D)
5012	Automobiles and other motor vehicles -----	12	34 349	3 252	88	12	34 349	3 252	88	–	–
5013	Motor vehicle supplies and new parts -----	79	81 993	13 510	621	76	(D)	(D)	FF	3	(D)
5014	Tires and tubes -----	10	10 855	1 783	70	9	(D)	(D)	BB	1	(D)
5015	Motor vehicle parts, used -----	17	5 751	1 380	81	17	5 751	1 380	81	–	–
502	Furniture and homefurnishings -----	24	28 357	3 259	141	24	28 357	3 259	141	–	–
5021	Furniture -----	6	5 585	1 160	43	6	5 585	1 160	43	–	–
5023	Homefurnishings -----	18	22 772	2 099	98	18	22 772	2 099	98	–	–
503	Lumber and other construction materials -----	44	216 278	11 025	389	41	(D)	(D)	EE	3	(D)
5031	Lumber, plywood, millwork, and wood panels -----	17	71 265	5 384	183	17	71 265	5 384	183	–	–
5032	Brick, stone, and related construction materials -----	13	51 532	1 859	82	13	51 532	1 859	82	–	–
5033	Roofing, siding, and insulation materials -----	6	(D)	(D)	BB	4	(D)	(D)	BB	2	(D)
5039	Construction materials, n.e.c. -----	8	(D)	(D)	BB	7	(D)	(D)	BB	1	(D)
504	Professional and commercial equipment and supplies -----	84	141 876	23 131	722	80	117 801	19 905	665	4	24 075
5043	Photographic equipment and supplies -----	5	(D)	(D)	BB	5	(D)	(D)	BB	–	–
5044	Office equipment -----	22	29 433	4 969	166	22	29 433	4 969	166	–	–
5045	Computers and computer peripheral equipment and software -----	23	57 477	8 086	219	20	(D)	(D)	CC	3	(D)
5046	Commercial equipment, n.e.c. -----	11	21 717	3 696	114	11	21 717	3 696	114	–	–
5047	Medical, dental, and hospital equipment and supplies -----	14	9 974	1 857	61	13	(D)	(D)	BB	1	(D)
5048	Ophthalmic goods -----	1	(D)	(D)	AA	1	(D)	(D)	AA	–	–
5049	Professional equipment and supplies, n.e.c. -----	8	(D)	(D)	BB	8	(D)	(D)	BB	–	–
505	Metals and minerals, except petroleum -----	15	124 802	6 112	219	9	108 927	5 184	193	6	15 875
5051	Metals service centers and offices -----	15	124 802	6 112	219	9	108 927	5 184	193	6	15 875
5052	Coal and other minerals and ores -----	–	–	–	–	–	–	–	–	–	–
506	Electrical goods -----	45	137 418	17 280	550	39	105 551	14 112	475	6	31 867
5063	Electrical apparatus and equipment, wiring supplies, and construction materials -----	25	99 440	12 114	352	20	(D)	(D)	EE	5	(D)
5064	Electrical appliances, television and radio sets -----	–	–	–	–	–	–	–	–	–	–
5065	Electronic parts and equipment, n.e.c. -----	20	37 978	5 166	198	19	(D)	(D)	CC	1	(D)
507	Hardware, and plumbing and heating equipment and supplies -----	53	116 840	14 032	447	46	98 885	13 317	423	7	17 955
5072	Hardware -----	13	(D)	(D)	CC	12	(D)	(D)	CC	1	(D)
5074	Plumbing and heating equipment and supplies (hydronics) -----	26	59 688	7 017	209	22	(D)	(D)	CC	4	(D)
5075	Warm air heating and air-conditioning equipment and supplies -----	11	(D)	(D)	BB	11	(D)	(D)	BB	–	–
5078	Refrigeration equipment and supplies -----	3	(D)	(D)	AA	1	(D)	(D)	AA	2	(D)
508	Machinery, equipment, and supplies -----	130	213 225	30 254	1 036	119	189 523	29 067	1 000	11	23 702
5082	Construction and mining (except petroleum) machinery and equipment -----	9	20 980	2 408	83	9	20 980	2 408	83	–	–
5083	Farm and garden machinery and equipment -----	13	(D)	(D)	BB	13	(D)	(D)	BB	–	–
5084	Industrial machinery and equipment -----	63	106 433	14 700	459	54	(D)	(D)	EE	9	(D)
5085	Industrial supplies -----	28	55 374	7 758	233	26	(D)	(D)	CC	2	(D)
5087	Service establishment equipment and supplies -----	15	15 438	3 291	146	15	15 438	3 291	146	–	–
5088	Transportation equipment and supplies, except motor vehicles -----	2	(D)	(D)	BB	2	(D)	(D)	BB	–	–
509	Miscellaneous durable goods -----	68	370 561	25 007	886	62	(D)	(D)	FF	6	(D)
5091	Sporting and recreational goods and supplies -----	14	58 195	3 593	96	12	(D)	(D)	BB	2	(D)
5092	Toys and hobby goods and supplies -----	4	(D)	(D)	AA	3	1 668	271	(D)	1	(D)
5093	Scrap and waste materials -----	30	59 952	12 100	467	29	(D)	(D)	EE	1	(D)
5094	Jewelry, watches, precious stones, and precious metals -----	4	2 050	342	17	4	2 050	342	17	–	–
5099	Durable goods, n.e.c. -----	16	(D)	(D)	EE	14	(D)	(D)	EE	2	(D)
51	Nondurable goods -----	235	1 190 914	87 833	2 980	205	920 776	77 099	2 709	30	270 138
511	Paper and paper products -----	43	208 333	14 635	444	35	(D)	(D)	EE	8	(D)
5111	Printing and writing paper -----	5	44 194	3 008	73	5	44 194	3 008	73	–	–
5112	Stationery and office supplies -----	21	117 538	5 004	173	15	17 951	1 889	109	6	99 587
5113	Industrial and personal service paper -----	17	46 601	6 623	198	15	(D)	(D)	CC	2	(D)
512	Drugs, drug proprietaries, and druggists' sundries -----	7	22 445	1 944	73	7	22 445	1 944	73	–	–
5122	Drugs, drug proprietaries, and druggists' sundries -----	7	22 445	1 944	73	7	22 445	1 944	73	–	–
513	Apparel, piece goods, and notions -----	14	(D)	(D)	BB	14	(D)	(D)	BB	–	–
5131	Piece goods, notions, and other dry goods -----	2	(D)	(D)	AA	2	(D)	(D)	AA	–	–
5136	Men's and boys' clothing and furnishings -----	3	(D)	(D)	BB	3	(D)	(D)	BB	–	–
5137	Women's, children's, and infants' clothing and accessories -----	5	(D)	(D)	BB	5	(D)	(D)	BB	–	–
5139	Footwear -----	4	(D)	(D)	BB	4	(D)	(D)	BB	–	–
514	Groceries and related products -----	57	275 109	23 148	860	51	245 756	20 471	782	6	29 353
5141	Groceries, general line -----	8	49 456	3 151	124	8	49 456	3 151	124	–	–
5142	Packaged frozen foods -----	–	–	–	–	–	–	–	–	–	–
5143	Dairy products, except dried or canned -----	5	(D)	(D)	BB	4	(D)	(D)	BB	1	(D)
5144	Poultry and poultry products -----	2	(D)	(D)	AA	2	(D)	(D)	AA	–	–
5145	Confectionery -----	6	17 989	2 058	95	6	17 989	2 058	95	–	–

Table 7. Summary Statistics for Metropolitan Areas: 1992 – Con.

[For meaning of abbreviations and symbols, see introductory text. For explanation of terms and comparability of 1987 and 1992 censuses, see appendix A. For definitions of CMSA's, MSA's, and PMSA's, see appendix D]

SIC code	Geographic area and kind of business	Estab-lish-ments (number)	Sales (\$1,000)	Annual payroll (\$1,000)	Paid employees for pay period including March 12 (number)	Merchant wholesalers			Other operating types	
						Estab-lish-ments (number)	Sales (\$1,000)	Annual payroll (\$1,000)	Paid employees for pay period including March 12 (number)	Estab-lish-ments (number)
SPRINGFIELD, MA MSA – Con.										
51	Nondurable goods – Con.									
514	Groceries and related products – Con.									
5146	Fish and seafoods -----	5	15 710	1 099	67	5	15 710	1 099	67	–
5147	Meats and meat products -----	5	50 157	3 420	143	4	(D)	(D)	CC	–
5148	Fresh fruits and vegetables -----	10	38 336	3 571	134	10	38 336	3 571	134	(D)
5149	Groceries and related products, n.e.c. -----	16	(D)	(D)	EE	12	(D)	(D)	CC	4
515	Farm-product raw materials -----	1	(D)	(D)	AA	1	(D)	(D)	AA	–
5153	Grain and field beans -----	–	–	–	–	–	–	–	–	–
5154	Livestock -----	–	–	–	–	–	–	–	–	–
5159	Farm-product raw materials, n.e.c. -----	1	(D)	(D)	AA	1	(D)	(D)	AA	–
516	Chemicals and allied products -----	26	123 651	9 594	301	23	(D)	(D)	CC	3
5162	Plastics materials and basic forms and shapes -----	9	(D)	(D)	CC	8	(D)	(D)	BB	1
5169	Chemicals and allied products, n.e.c. -----	17	(D)	(D)	CC	15	(D)	(D)	CC	2
517	Petroleum and petroleum products -----	9	167 743	5 192	94	8	(D)	(D)	BB	1
5171	Petroleum bulk stations and terminals -----	3	143 521	1 882	54	2	(D)	(D)	BB	1
5172	Petroleum and petroleum products wholesalers, except bulk stations and terminals -----	6	24 222	3 310	40	6	24 222	3 310	40	–
518	Beer, wine, and distilled alcoholic beverages -----	12	160 487	15 008	406	12	160 487	15 008	406	–
5181	Beer and ale -----	4	(D)	(D)	CC	4	(D)	(D)	CC	–
5182	Wine and distilled alcoholic beverages -----	8	(D)	(D)	CC	8	(D)	(D)	CC	–
519	Miscellaneous nondurable goods -----	66	(D)	(D)	FF	54	(D)	(D)	FF	12
5191	Farm supplies -----	8	32 237	1 927	62	7	(D)	(D)	BB	1
5192	Books, periodicals, and newspapers -----	8	37 365	5 114	241	4	(D)	(D)	CC	4
5193	Flowers, nursery stock, and florists' supplies -----	13	20 882	3 626	171	13	20 882	3 626	171	(D)
5194	Tobacco and tobacco products -----	2	(D)	(D)	CC	2	(D)	(D)	CC	–
5198	Paints, varnishes, and supplies -----	7	5 406	717	29	3	(D)	(D)	AA	4
5199	Nondurable goods, n.e.c. -----	28	(D)	(D)	CC	25	(D)	(D)	BB	3

Table 8. Summary Statistics for the Area Outside Metropolitan Areas: 1992

[For meaning of abbreviations and symbols, see introductory text. For explanation of terms and comparability of 1987 and 1992 censuses, see appendix A. For definitions of CMSA's, MSA's, and PMSA's, see appendix D]

SIC code	Kind of business	Estab-lish-ments (number)	Sales (\$1,000)	Annual payroll (\$1,000)	Paid employees for pay period including March 12 (number)	Merchant wholesalers			Other operating types	
						Estab-lish-ments (number)	Sales (\$1,000)	Annual payroll (\$1,000)	Paid employees for pay period including March 12 (number)	Estab-lish-ments (number)
	Wholesale trade -----	274	(D)	(D)	GG	254	(D)	(D)	GG	20
50	Durable goods -----	169	(D)	(D)	GG	158	(D)	(D)	GG	11
501	Motor vehicles and motor vehicle parts and supplies -----	46	(D)	(D)	EE	46	(D)	(D)	EE	–
502	Furniture and homefurnishings -----	11	(D)	(D)	BB	10	(D)	(D)	BB	1
503	Lumber and other construction materials -----	16	(D)	(D)	CC	14	(D)	(D)	CC	2
504	Professional and commercial equipment and supplies -----	19	(D)	(D)	CC	17	(D)	(D)	CC	2
505	Metals and minerals, except petroleum -----	3	(D)	(D)	AA	2	(D)	(D)	AA	1
506	Electrical goods -----	16	(D)	(D)	BB	15	(D)	(D)	BB	1
507	Hardware, and plumbing and heating equipment and supplies -----	14	16 393	1 699	69	14	16 393	1 699	69	–
508	Machinery, equipment, and supplies -----	25	50 548	5 930	198	23	(D)	(D)	CC	2
509	Miscellaneous durable goods -----	19	26 354	2 971	150	17	(D)	(D)	CC	2
51	Nondurable goods -----	105	(D)	(D)	FF	96	(D)	(D)	FF	9
511	Paper and paper products -----	8	(D)	(D)	BB	6	(D)	(D)	BB	2
512	Drugs, drug proprietaries, and druggists' sundries -----	3	(D)	(D)	AA	3	(D)	(D)	AA	–
513	Apparel, piece goods, and notions -----	10	(D)	(D)	AA	9	(D)	(D)	AA	1
514	Groceries and related products -----	38	65 312	7 787	316	35	(D)	(D)	CC	3
515	Farm-product raw materials -----	2	(D)	(D)	AA	1	(D)	(D)	AA	1
516	Chemicals and allied products -----	9	(D)	(D)	BB	9	(D)	(D)	BB	–
517	Petroleum and petroleum products -----	10	112 743	8 519	255	10	112 743	8 519	255	–
518	Beer, wine, and distilled alcoholic beverages -----	3	(D)	(D)	BB	3	(D)	(D)	BB	–
519	Miscellaneous nondurable goods -----	22	(D)	(D)	CC	20	(D)	(D)	CC	2

Table 9. Places With 2,500 Inhabitants or More Ranked by Volume of Sales: 1992

[For meaning of abbreviations and symbols, see introductory text. For explanation of terms and comparability of 1987 and 1992 censuses, see appendix A. For information on geographic areas followed by ▲, see appendix F]

Geographic area	Rank ¹	Sales (\$1,000)	Cumulative		Geographic area	Rank ¹	Sales (\$1,000)	Cumulative	
			Sales (\$1,000)	Percent of State total				Sales (\$1,000)	Percent of State total
Massachusetts -----	(X)	86 657 382	86 657 382	100.0	Massachusetts—Con.				
Boston -----	1	6 794 051	6 794 051	7.8	Arlington town -----	81	145 764	75 697 288	87.4
Waltham -----	2	5 029 436	11 823 487	13.6	Attleboro -----	82	141 204	75 838 492	87.5
Braintree town -----	3	2 747 930	14 571 417	16.8	Beverly -----	83	138 498	75 976 990	87.7
Mansfield town -----	4	2 691 294	17 262 711	19.9	Holyoke -----	84	134 869	76 111 859	87.8
Framingham town -----	5	2 602 010	19 864 721	22.9	Brookline town -----	85	134 862	76 246 721	88.0
Needham town -----	6	2 450 764	22 315 485	25.8	Agawam ▲ -----	86	132 692	76 379 413	88.1
Foxborough town -----	7	2 426 539	24 742 024	28.6	Northampton -----	87	132 507	76 511 920	88.3
Canton town -----	8	2 361 470	27 103 494	31.3	Fitchburg -----	88	127 652	76 639 572	88.4
Woburn -----	9	2 044 537	29 148 031	33.6	Dartmouth town -----	89	124 752	76 764 324	88.6
Stoughton town -----	10	2 043 716	31 191 747	36.0	Westford town -----	90	121 014	76 885 338	88.7
Burlington town -----	11	1 949 631	33 141 378	38.2	Ashland town -----	91	114 842	77 000 180	88.9
Andover town -----	12	1 759 071	34 900 449	40.3	Holliston town -----	92	110 683	77 110 863	89.0
Westwood town -----	13	1 693 627	36 594 076	42.2	Hanover town -----	93	107 946	77 218 809	89.1
Chelsea -----	14	1 668 697	38 262 773	44.2	Saugus town -----	94	106 731	77 325 540	89.2
Newton -----	15	1 645 273	39 908 046	46.1	Oxford town -----	95	102 551	77 428 091	89.3
Natick town -----	16	1 415 386	41 323 432	47.7	Dracut town -----	96	99 011	77 527 102	89.5
Peabody -----	17	1 342 327	42 665 759	49.2	Hudson town -----	97	96 523	77 623 625	89.6
Billerica town -----	18	1 333 148	43 998 907	50.8	Seekonk town -----	98	95 051	77 710 676	89.7
Westborough town -----	19	1 320 542	45 319 449	52.3	Barnstable -----	99	93 274	77 811 950	89.8
Cambridge -----	20	1 295 662	46 615 111	53.8	Weston town -----	100	91 504	77 903 454	89.9
Marlborough -----	21	1 275 747	47 890 858	55.3	Ipswich town -----	101	89 962	77 993 416	90.0
Franklin -----	22	1 116 211	49 007 069	56.6	Marblehead town -----	102	88 860	78 082 276	90.1
Wakefield town -----	23	1 064 008	50 071 077	57.8	Wareham town -----	103	88 212	78 170 488	90.2
Lowell -----	24	1 052 636	51 123 713	59.0	Plymouth town -----	104	87 933	78 258 421	90.3
Danvers town -----	25	1 039 658	52 163 371	60.2	Pembroke town -----	105	87 511	78 345 932	90.4
Brockton -----	26	1 028 161	53 191 532	61.4	Melrose -----	106	86 309	78 432 241	90.5
Springfield -----	27	965 432	54 156 964	62.5	Newburyport -----	107	85 811	78 518 052	90.6
Norwood town -----	28	958 739	55 115 703	63.6	Medfield town -----	108	83 955	78 602 007	90.7
Worcester -----	29	903 277	56 018 980	64.6	Millbury town -----	109	78 729	78 680 736	90.8
Dedham town -----	30	840 455	56 859 435	65.6	Bellingham town -----	110	75 273	78 756 009	90.9
Wilmington town -----	31	818 565	57 678 000	66.6	Belmont town -----	111	70 911	78 826 920	91.0
Hingham town -----	32	813 692	58 491 692	67.5	Scituate town -----	112	70 201	78 897 121	91.0
Wellesley town -----	33	804 343	59 296 035	68.4	Wayland town -----	113	69 061	78 966 182	91.1
Chelmsford town -----	34	651 674	59 947 709	69.2	Athol town -----	114	66 589	79 032 771	91.2
Bedford town -----	35	638 150	60 585 859	69.9	East Longmeadow town -----	115	63 471	79 096 242	91.3
Leominster -----	36	637 682	61 223 541	70.7	Ludlow town -----	116	63 267	79 159 509	91.3
New Bedford -----	37	621 995	61 845 536	71.4	Harvard town -----	117	62 269	79 221 778	91.4
Pittsfield -----	38	547 624	62 393 160	72.0	Palmer town -----	118	49 397	79 271 175	91.5
Malden -----	39	546 996	62 940 156	72.6	Bourne town -----	119	46 429	79 317 604	91.5
Lynn -----	40	544 566	63 484 722	73.3	Marshfield town -----	120	44 546	79 362 150	91.6
Norton town -----	41	501 600	63 986 322	73.8	Lynnfield town -----	121	44 284	79 406 434	91.6
Randolph town -----	42	501 560	64 487 882	74.4	Sandwich town -----	122	44 257	79 450 691	91.7
Methuen -----	43	498 443	64 986 325	75.0	Yarmouth -----	123	42 532	79 493 223	91.7
Lexington town -----	44	478 522	65 464 847	75.5	Bridgewater town -----	124	39 943	79 533 166	91.8
Everett -----	45	463 809	65 928 656	76.1	Webster town -----	125	38 714	79 571 880	91.8
Walpole town -----	46	451 035	66 379 691	76.6	Grafton town -----	126	35 091	79 606 971	91.9
Taunton -----	47	432 116	66 811 807	77.1	Reading town -----	127	34 642	79 641 613	91.9
Fall River -----	48	402 902	67 214 709	77.6	Maynard town -----	128	34 393	79 676 006	91.9
Medford -----	49	400 667	67 615 376	78.0	Somerset town -----	129	33 274	79 709 280	92.0
Northborough town -----	50	392 656	68 008 032	78.5	South Hadley town -----	130	32 743	79 742 023	92.0
Rockland town -----	51	376 458	68 384 490	78.9	Middleborough town -----	131	31 651	79 773 674	92.1
Westfield -----	52	370 569	68 755 059	79.3	Holbrook town -----	132	29 661	79 803 335	92.1
Milford town -----	53	356 239	69 111 298	79.8	Whitman town -----	133	29 228	79 832 563	92.1
Quincy -----	54	335 123	69 446 421	80.1	North Adams -----	134	29 172	79 861 735	92.2
Somerville -----	55	329 579	69 776 000	80.5	Duxbury town -----	135	28 656	79 890 391	92.2
North Andover town -----	56	321 234	70 097 234	80.9	Abington town -----	136	27 392	79 917 783	92.2
Acton town -----	57	320 956	70 418 190	81.3	Clinton town -----	137	25 263	79 943 046	92.3
Revere -----	58	306 749	70 724 939	81.6	Westport town -----	138	24 657	79 967 703	92.3
Chicopee -----	59	305 261	71 030 200	82.0	Holden town -----	139	22 270	79 989 973	92.3
Lawrence -----	60	292 587	71 322 787	82.3	Wilbraham town -----	140	20 244	80 010 217	92.3
Tewksbury town -----	61	284 283	71 607 070	82.6	Swansea town -----	141	19 769	80 029 986	92.4
Fairhaven town -----	62	283 928	71 890 998	83.0	Amesbury town -----	142	19 401	80 049 387	92.4
North Attleborough town -----	63	273 058	72 164 056	83.3	Hull town -----	143	18 219	80 067 606	92.4
Weymouth town -----	64	261 099	72 425 155	83.6	Milton town -----	144	17 066	80 084 672	92.4
Easton town -----	65	246 468	72 671 623	83.9	Uxbridge town -----	145	16 321	80 100 993	92.4
Auburn town -----	66	236 724	72 908 347	84.1	Amherst town -----	146	14 756	80 115 749	92.5
Stoneham town -----	67	236 483	73 144 830	84.4	Carver town -----	147	14 673	80 130 422	92.5
West Springfield town -----	68	219 560	73 364 390	84.7	Swampscott town -----	148	14 012	80 144 434	92.5
Concord town -----	69	211 726	73 576 116	84.9	Falmouth town -----	149	13 708	80 158 142	92.5
Watertown -----	70	210 431	73 786 547	85.1	Harwich town -----	150	11 980	80 170 122	92.5
Gloucester -----	71	206 567	73 993 114	85.4	Winthrop town -----	151	8 493	80 178 615	92.5
Winchester town -----	72	202 973	74 196 087	85.6	Easthampton town -----	152	7 944	80 186 559	92.5
Sharon town -----	73	194 487	74 390 574	85.8	Longmeadow town -----	153	6 810	80 193 369	92.5
Shrewsbury town -----	74	190 600	74 581 174	86.1	Belchertown town -----	154	6 432	80 199 801	92.5
Salem -----	75	186 030	74 767 204	86.3	East Bridgewater town -----	155	3 324	80 203 125	92.6
Haverhill -----	76	164 337	74 931 541	86.5	Dennis town -----	(X)	(D)	(X)	(X)
Northbridge town -----	77	163 149	75 094 690	86.7	Gardner -----	(X)	(D)	(X)	(X)
Sudbury town -----	78	154 056	75 248 746	86.8	Leicester town -----	(X)	(D)	(X)	(X)
North Reading town -----	79	152 943	75 401 689	87.0	Pepperell town -----	(X)	(D)	(X)	(X)
Greenfield town -----	80	149 835	75 551 524	87.2	Southbridge town -----	(X)	(D)	(X)	(X)
					Spencer town -----	(X)	(D)	(X)	(X)

¹Places with suppressed sales (if applicable) are listed at end of table rather than by rank to avoid disclosing data for individual companies.

Table 10. Counties Ranked by Volume of Sales: 1992

[For meaning of abbreviations and symbols, see introductory text. For explanation of terms and comparability of 1987 and 1992 censuses, see appendix A. For information on geographic areas followed by ▲, see appendix F]

Geographic area	Rank ¹	Sales (\$1,000)	Cumulative		Geographic area	Rank ¹	Sales (\$1,000)	Cumulative	
			Sales (\$1,000)	Percent of State total				Sales (\$1,000)	Percent of State total
Massachusetts -----	(X)	86 657 382	86 657 382	100.0	Massachusetts—Con.				
Middlesex -----	1	28 588 423	28 588 423	33.0	Hampden -----	8	2 362 355	84 994 806	98.1
Norfolk -----	2	20 327 039	48 915 462	56.4	Berkshire -----	9	701 623	85 696 429	98.9
Suffolk -----	3	8 777 990	57 693 452	66.6	Barnstable -----	10	353 423	86 049 852	99.3
Worcester -----	4	7 865 557	65 559 009	75.7	Hampshire -----	11	292 866	86 342 718	99.6
Essex -----	5	7 307 082	72 866 091	84.1	Franklin -----	12	259 107	86 601 825	99.9
Bristol -----	6	5 985 560	78 851 651	91.0	Dukes -----	13	40 508	86 642 333	100.0
Plymouth -----	7	3 780 800	82 632 451	95.4	Nantucket -----	14	15 049	86 657 382	100.0

¹Counties with suppressed sales (if applicable) are listed at end of table rather than by rank to avoid disclosing data for individual companies.

Appendix A.

General Explanation

CENSUS COVERAGE AND METHODOLOGY

Structure and method of enumeration. All wholesale firms that had at least one quarter of payroll in 1992 were included in the census of wholesale trade and were mailed either a regular census form or a short form designed to collect basic data and classification information only. The coverage and the method of obtaining census information from each follow:

1. Large companies, i.e., all multiunit firms and all single unit firms above the payroll size cutoff established to separate large from small employers, and a 10-percent sample of the small employers were mailed the appropriate 1992 Census of Distributive Trades establishment report forms. Although the payroll cutoff varied by kind of business, small employers generally included firms with one to three employees and represented about 10 percent of total wholesale sales. For the large companies, a report of company organization is conducted periodically to identify firms which operated establishments at more than one location and to obtain information on payroll and mid-March employment at each location. The 1991 Report of Company Organization was used as a coverage check in the census. In the 1992 Census, all multiestablishment firms were asked to notify the Census Bureau of any establishments for which a form was not received. Report forms were subsequently provided to the firms for these establishments.
2. Small companies other than those included in the 10-percent sample described above were mailed the short forms, which did not include questions on sales by commodity lines and employment by principal activity.

Method of classifying kinds of business. Establishments receiving the regular census forms were classified on the basis of their answers to questions on sales by commodity lines and other inquiries. Those that received short forms were classified on the basis of their self-designation and answers to other inquiries.

COMPARABILITY OF THE 1987 AND 1992 CENSUSES

The 1987 and 1992 censuses were conducted under similar conditions and procedures except for the following:

Classifications. In both 1992 and 1987, classifications are based on the *1987 Standard Industrial Classification (SIC) Manual*.¹ As a result of a later clarification in 1992, the sale of industrial controls has been classified in electrical apparatus and equipment, wiring supplies, and construction materials (SIC 5063) as it was in 1982 and all previous censuses. In 1987, the sale of industrial controls was classified in industrial machinery and equipment (SIC 5084).

Geographic areas. The boundaries of a number of areas for which data are shown in the 1992 census are not the same as in the 1987 census because of annexations; other boundary changes; and redefinitions of metropolitan statistical areas (MSA's), primary metropolitan statistical areas (PMSA's), and consolidated metropolitan statistical areas (CMSA's).² In addition, data for consolidated cities are included in the 1992 census.

Data for special economic urban areas (SEUA's) with 10,000 inhabitants or more in Michigan, Minnesota, New York, and Wisconsin qualified for publication in the 1992 census. This included townships in Michigan and Minnesota and towns in New York and Wisconsin. However, Minnesota did not have any townships that met the publication criteria.

EXPLANATION OF TERMS

Establishments. An establishment is a single physical location at which business is conducted. It is not necessarily identical with a company or enterprise, which may consist of one establishment or more. Census of wholesale trade figures represent a summary of reports for individual establishments rather than companies. For cases where a census report was received, separate information was obtained for each location where business was conducted. When administrative records of other Federal agencies were used instead of a census report, no information was available on the number of locations operated. Estimates of this number were derived from a sample and are provided in the wholesale trade report, *Miscellaneous*

¹*Standard Industrial Classification Manual: 1987.* For sale by Superintendent of Documents, U.S. Government Printing Office, Washington, DC 20402. Stock No. 041-001-00314-2.

²Newly defined metropolitan areas (MA's) were announced by the Office of Management and Budget (OMB) effective June 30, 1993.

Subjects (WC92-S-4). Each wholesale establishment was tabulated according to the physical location at which the business was conducted. The count of establishments represents the number in business at any time during 1992. Appendix G provides a comparison of the number of establishments active any time during the year versus the number in business at the end of the year.

When two activities or more were carried on at a single location under a single ownership, all activities generally were grouped together as a single establishment. The entire establishment was classified on the basis of its major activity and all data for it were included in that classification. However, when distinct and separate economic activities (for which different industry classification codes were appropriate) were conducted at a single location under a single ownership, and when conditions prescribed by the SIC manual for recognizing the existence of more than one establishment were met, separate establishment reports for each of the different activities were obtained in the census.

Firms. A firm is a business organization or entity consisting of one domestic establishment (location) or more under common ownership or control. All establishments of subsidiary firms are included as part of the owning or controlling firm. For the economic census, the terms "firm" and "company" are synonymous.

Sales. Sales include merchandise sold for cash or credit at wholesale and retail by establishments primarily engaged in wholesale trade; receipts from rental or leasing of vehicles, equipment, instruments, tools, etc.; receipts for delivery, installation, maintenance, repair, alteration, storage, and other services; and gasoline, liquor, tobacco, and other excise taxes which are paid by the manufacturer and passed on to the wholesaler.

Sales are net after deductions for refunds and allowances for merchandise returned by customers. Trade-in allowances are not deducted from total sales. Total sales do not include carrying or other credit charges; sales (or other) taxes collected from customers and forwarded to taxing authorities; and nonoperating income from such sources as investments, rental or sale of real estate, etc.

Sales in this report do not include wholesale sales made by manufacturers, retailers, service establishments, or other businesses whose primary activity is other than wholesale trade. They do include receipts other than from the sale of merchandise at wholesale, e.g., service receipts, retail sales, etc., by establishments primarily engaged in wholesale trade.

Sales figures include sales of all establishments in business at any time during the year. Sales shown for agents and brokers represented the value of the goods involved in the transactions rather than the commissions received or earnings.

Annual payroll. Payroll includes all forms of compensation such as salaries, wages, commissions, bonuses, vacation allowances, sick-leave pay, employee contributions to

qualified pension plans, and the value of payments in kind (e.g., free meals and lodgings) paid during the year to all employees. For corporations, payroll includes amounts paid to officers and executives; for unincorporated businesses, it does not include profit or other compensation of proprietors or partners. Payroll is reported before deductions for social security, income tax, insurance, union dues, etc. This definition of payroll is the same as that used on Internal Revenue Service (IRS) form 941.

First quarter payroll. This item consists of payroll, as defined above, paid to persons employed at any time during the quarter January to March 1992.

Paid employees for pay period including March 12. Paid employees consist of the full- and part-time employees, including salaried officers and executives of corporations, who were on the payroll during the pay period including March 12. Included are employees on paid sick leave, paid holidays, and paid vacations; not included are proprietors and partners of unincorporated businesses. The definition of paid employees is the same as that used on IRS form 941.

1992 and 1991 inventories. Inventories consist of stocks of merchandise for sale at the end of 1992 and 1991. They were reported on an ownership basis; all merchandise owned by reporting establishments is included, even though some may be held by others for sale on consignment. Goods held by the reporting establishment, but owned by others, are not included. Data for 1992 and 1991 inventories LIFO composition are published in the 1992 Census of Wholesale Trade report, *Miscellaneous Subjects (WC92-S-4)*.

Operating expenses. Operating expenses include payroll as well as overhead expenses of the establishment. They do not include the cost of goods sold; income or excise taxes; or withdrawals by proprietors or partners of unincorporated businesses.

Auxiliary establishments. Each company included in this census was asked to identify and separately report auxiliary locations whose primary functions were to manage, administer, service, or support the activities of the other establishments of the company. Data presented in this report do not include auxiliary establishments. Data for auxiliaries are presented in a subsequent report issued as part of the 1992 Enterprise Statistics reports.

KIND-OF-BUSINESS CLASSIFICATIONS

Wholesale trade, major groups 50 and 51 in the 1987 SIC manual, includes establishments primarily engaged in selling merchandise to retailers; to industrial, commercial, institutional, farm, or professional business users; or to other wholesalers; or acting as agents or brokers in buying merchandise for or selling merchandise to such persons or companies.

The principal types of establishments included are:

1. Merchant wholesalers who take title to the goods they sell, such as wholesale merchants or jobbers, industrial distributors, voluntary group wholesalers, drop shippers, retailer cooperative warehouses, terminal elevators, and cooperative buying associations.
2. Manufacturers' sales branches and offices (but not retail stores) maintained by manufacturing or mining enterprises apart from their plants or mines for the purpose of marketing their products. Sales branches and offices located at plants are included when separate records are available.
3. Agents, brokers, and commission merchants who buy or sell products owned by others on a commission or agency basis.

Establishments primarily engaged in the wholesale distribution of used products are classified on the basis of the product sold. Establishments primarily engaged in selling merchandise to contractors are included in wholesale trade, with the exception of lumber yards and paint, glass, and wallpaper stores. These exceptions are classified in retail trade if they consider themselves retail, sell to the general public, and their sales to contractors and the general public is more than half their total sales.

Establishments covered by the census were assigned kind-of-business classifications according to the industry classifications defined in the 1987 SIC manual. When a more detailed classification than defined in the SIC manual was needed, additional kinds-of-business were identified within an SIC industry.

Kind-of-business classifications are not interchangeable with commodity classifications, because most businesses sell several kinds of commodities. The kind-of-business code assigned generally reflects either the individual commodity or the commodity group which is the primary source of the establishment's receipts, or some mixture of commodities which characterizes the establishment's business. Thus, the classification of establishments by kind of business does not make it possible to determine either the number of establishments handling a particular commodity or the sales of that commodity. For example, the groceries and related products classification excludes establishments selling food if the sale of food is not the primary source of receipts; moreover, even though establishments are classified as groceries and related products, some of their receipts may be derived from the sale of nonfood products. Information on the extent to which commodities are handled by different kinds of business is available in the 1992 Census of Wholesale Trade report, *Commodity Line Sales* (WC92-S-3). Descriptions of the 1992 Census of Wholesale Trade kind-of-business classifications follow:

Durable Goods (SIC Major Group 50)

This major group includes establishments primarily engaged in the wholesale distribution of durable goods.

Motor vehicles and motor vehicle parts and supplies (SIC 501)

Automobiles and other motor vehicles (SIC 5012). Establishments primarily engaged in the wholesale distribution of new and used passenger automobiles, trucks, trailers, and other motor vehicles, including motorcycles, motor homes, and snowmobiles. Automobile distributors primarily engaged in selling at retail to individual customers for personal use, and also selling a limited amount of new and used passenger automobiles and trucks at wholesale, are classified in Retail Trade, Industry 5511.

SIC 5012 is subdivided in some tables into—

1. Automobile, light trucks, motorcycles, busses and recreational vehicles.
 - a. Automobiles and motorcycles.
 - b. Buses and recreational vehicles.
 - c. Light trucks and vans (14,000 lb or less).
2. Medium and heavy trucks and tractors (over 14,000 lb).
 - a. Medium trucks (14,001 to 26,000 lb).
 - b. Heavy trucks and tractors (over 26,000 lb).

Motor vehicle supplies and new parts (SIC 5013). Establishments primarily engaged in the wholesale distribution of motor vehicle supplies, accessories, tools, and equipment; and new motor vehicle parts.

SIC 5013 is subdivided in some tables into—

1. Motor vehicle supplies and new parts—warehouse distributors.
2. Motor vehicle supplies and new parts—jobbers.
3. Petroleum products marketing equipment.

Tires and tubes (SIC 5014). Establishments primarily engaged in the wholesale distribution of tires and tubes for passenger and commercial vehicles.

Motor vehicle parts, used (SIC 5015). Establishments primarily engaged in the wholesale distribution at wholesale or retail of used motor vehicle parts. This industry includes establishments primarily engaged in dismantling motor vehicles for the purpose of selling parts. Establishments primarily engaged in dismantling motor vehicles for scrap are classified in Industry 5093.

Furniture and homefurnishings (SIC 502)

Furniture (SIC 5021). Establishments primarily engaged in the wholesale distribution of furniture, including bedsprings, mattresses, and other household furniture; office furniture;

and furniture for public parks and buildings. Establishments primarily engaged in the wholesale distribution of partitions, shelving, lockers, and store fixtures are classified in Industry 5046.

SIC 5021 is subdivided in some tables into—

1. Household and lawn furniture.
2. Office and business furniture.

Homefurnishings (SIC 5023). Establishments primarily engaged in the wholesale distribution of homefurnishings and housewares, including antiques; china; glassware and earthenware; lamps (including electric), curtains and draperies; linens and towels; and carpets, linoleum, and all other types of hard and soft surface floor coverings. Establishments primarily engaged in the wholesale distribution of other electrical household goods are classified in Industry 5064, and those distributing precious metal flatware are classified in Industry 5094.

SIC 5023 is subdivided in some tables into—

1. Household china, glassware, and crockery.
2. Linens, domestics, draperies, and curtains.
3. Floor coverings.
4. Other homefurnishings.

Lumber and other construction materials (SIC 503)

Lumber, plywood, millwork and wood panels (SIC 5031). Establishments, with or without yards, primarily engaged in the wholesale distribution of rough, dressed, and finished lumber (but not timber); plywood; reconstituted wood fiber products; doors and windows and their frames (all materials); wood fencing; and other wood or metal millwork.

SIC 5031 is subdivided in some tables into—

1. Lumber—without yard.
2. Lumber—with yard.
3. Plywood, millwork, and wood panels

Brick, stone, and related construction materials (SIC 5032). Establishments primarily engaged in the wholesale distribution of stone, cement, lime construction sand, and gravel; brick (except refractory); asphalt and concrete mixtures; and concrete, stone, and structural clay products (other than refractories). Distributors of industrial sand and of refractory materials are classified in Industry 5085. Establishments primarily engaged in producing ready-mixed concrete are classified in Manufacturing, Industry 3273.

SIC 5032 is subdivided in some tables into—

1. Brick, block, tile, clay/cement sewer pipe.
2. Sand, gravel, and stone.
3. Cement, lime, and related products.

Roofing, siding, and insulation materials (SIC 5033). Establishments primarily engaged in the wholesale distribution of roofing, siding (except wood), and insulation materials.

Construction materials, n.e.c. (SIC 5039). Establishments primarily engaged in the wholesale distribution of mobile homes and of construction materials, not elsewhere classified, including prefabricated buildings and glass. Establishments selling construction materials to the general public and known as retail in the trade are classified in Retail Trade, Industry 5211. Establishments primarily engaged in marketing heavy structural metal products are classified in Industry 5051.

SIC 5039 is subdivided in some tables into—

1. Flat glass and other construction glass.
2. Other construction materials.

Professional and commercial equipment and supplies (SIC 504)

Photographic equipment and supplies (SIC 5043). Establishments primarily engaged in the wholesale distribution of photographic equipment and supplies. Establishments primarily engaged in the wholesale distribution of photocopy, microfilm, and similar equipment are classified in Industry 5044.

Office equipment (SIC 5044). Establishments primarily engaged in the wholesale distribution of office machines and related equipment, including photocopy and microfilm equipment, and safes and vaults. These establishments frequently also sell office supplies. However, establishments primarily engaged in wholesaling most office supplies are classified in Industry Group 511. Establishments primarily engaged in wholesaling office furniture are classified in Industry 5021; and those wholesaling computers and peripheral equipment are classified in Industry 5045.

Computers and computer peripheral equipment and software (SIC 5045). Establishments primarily engaged in the wholesale distribution of computers, computer peripheral equipment, and computer software. These establishments frequently may sell related supplies, but establishments primarily engaged in wholesaling supplies are classified according to the individual product (for example, computer paper in Industry 5112). Establishments primarily engaged in the wholesale distribution of modems and other electronic communications equipment are classified in Industry 5065. Establishments primarily engaged in selling computers and computer peripheral equipment and software for other than business or professional use are classified in Retail Trade, Industry 5734.

SIC 5045 is subdivided in some tables into—

1. Computers and peripheral equipment (selling primarily to business customers).

- a. Computers and peripheral equipment sold for resale.
 - b. Computers and peripheral equipment sold for end use.
2. Computer software (prepackaged, off-the-shelf).

Commercial equipment, n.e.c. (SIC 5046). Establishments primarily engaged in the wholesale distribution of commercial and related machines and equipment, not elsewhere classified, such as commercial cooking and food service equipment; partitions, shelving, lockers, and store fixtures; electrical signs; and balances and scales, except laboratory.

SIC 5046 is subdivided in some tables into—

1. Restaurant and hotel equipment and supplies.
2. Store machines and equipment.

Medical, dental, and hospital equipment and supplies (SIC 5047). Establishments primarily engaged in the wholesale distribution of surgical and other medical instruments, apparatus, and equipment; dentist equipment; artificial limbs; operating room and hospital equipment; X-ray machines; and other electromedical equipment and apparatus used by physicians and in hospitals. Also included in this industry are establishments primarily engaged in the wholesale distribution of professional supplies used by medical and dental practitioners.

SIC 5047 is subdivided in some tables into—

1. Medical and hospital equipment.
2. Dental equipment and supplies.

Ophthalmic Goods (SIC 5048). Establishments primarily engaged in the wholesale distribution of professional equipment and goods used, prescribed, or sold by ophthalmologists, optometrists, and opticians, including ophthalmic frames, lenses, and sunglass lenses.

Professional equipment and supplies, n.e.c. (SIC 5049). Establishments primarily engaged in the wholesale distribution of professional equipment and supplies, not elsewhere classified, such as drafting instruments, laboratory equipment, and scientific instruments.

SIC 5049 is subdivided in some tables into—

1. Religious and school supplies.
2. Other professional equipment and supplies, n.e.c. Establishments primarily engaged in selling specialty lines of professional equipment and supplies not mentioned above, such as veterinarian equipment and supplies, drafting supplies, and scientific equipment.

Metals and minerals, except petroleum (SIC 505)

Metals service centers and offices (SIC 5051). Establishments primarily engaged in marketing semifinished metal products, except precious metals. Establishments in

this industry may operate with warehouses (metals service centers) or without warehouses (metals sales offices). Establishments primarily engaged in marketing precious metals are classified in Industry 5092.

SIC 5051 is subdivided in some tables into—

1. Ferrous metals service centers and offices.
 - a. Ferrous metals service centers.
 - b. Ferrous metals sales offices.
2. Nonferrous metals service centers and offices.
 - a. Nonferrous metals service centers.
 - b. Nonferrous metals sales offices.

Coal and other minerals and ores (SIC 5052). Establishments primarily engaged in the wholesale distribution of coal and coke; copper, iron, lead, and other metallic ores, including precious metal ores; and crude nonmetallic minerals (including concentrates), except crude petroleum. Establishments primarily engaged in the wholesale distribution of nonmetallic minerals used in construction, such as sand and gravel, are classified in Industry 5032. Establishments primarily engaged in the wholesale distribution of crude petroleum are classified in Industry Group 517.

SIC 5052 is subdivided in some tables into—

1. Coal.
2. Other minerals and ores.

Electrical goods (SIC 506)

This industry group includes establishments primarily engaged in the wholesale distribution of electrical generating, distributing, and wiring equipment. It also includes household appliances, whether electrically, manually, or mechanically powered. This industry group does not include electrical commercial and industrial machines, in which electricity does the work directly, e.g., heating, turning a shaft, or ionizing a substance, or electrically powered commercial and industrial machines which are classified in Industry Group 504 or 508.

Electrical apparatus and equipment, wiring supplies, and construction materials (SIC 5063). Establishments primarily engaged in the wholesale distribution of electrical power equipment for the generation, transmission, distribution, or control of electric energy; electrical construction materials for outside power transmission lines and for electrical systems and electric light fixtures and bulbs. Construction contractors primarily engaged in installing electrical systems and equipment from their own stock are classified in Construction, Industry 1731.

Electrical appliances, television and radio sets (SIC 5064). Establishments primarily engaged in the wholesale distribution of radio and television receiving sets, other household electronic sound or video equipment, self-contained air-conditioning room units, and household

electrical appliances. Also included are establishments primarily engaged in the wholesale distribution of household gas and electric laundry equipment and refrigerators and freezers.

Electronic parts and equipment, n.e.c. (SIC 5065).

Establishments primarily engaged in the wholesale distribution of electronic parts and electronic communications equipment, not elsewhere classified, such as telephone and telegraph equipment; radio and television broadcasting and communications equipment; and intercommunications equipment. Establishments primarily engaged in the wholesale distribution of radio and television receiving sets, phonographs, CD-players, and other household sound or video equipment are classified in Industry 5064.

SIC 5065 is subdivided in some tables into—

1. Communications equipment.
2. Other electronic parts and equipment.

Hardware, and plumbing and heating equipment and supplies (SIC 507)

Hardware (SIC 5072). Establishments primarily engaged in the wholesale distribution of cutlery and general hardware, including hand saws; saw blades; brads, staples, and tacks; and bolts, nuts, rivets, and screws. Establishments primarily engaged in the wholesale distribution of nails, noninsulated wire, and screening are classified in Industry 5051.

Plumbing and heating equipment and supplies (hydronics) (SIC 5074). Establishments primarily engaged in the wholesale distribution of hydronic plumbing and heating equipment and supplies. Construction contractors primarily engaged in installing plumbing and heating equipment from their own stock are classified in Construction, Industry 1711.

Warm air heating and air-conditioning equipment and supplies (SIC 5075). Establishments primarily engaged in the wholesale distribution of warm air heating and air-conditioning equipment and supplies. Construction contractors primarily engaged in installing warm air heating and air-conditioning equipment are classified in Construction, Industry 1711.

Refrigeration equipment and supplies (SIC 5078). Establishments primarily engaged in the wholesale distribution of refrigeration equipment and supplies. Construction contractors primarily engaged in installation of refrigeration equipment from their own stock are classified in Construction, Industry 1711.

Machinery, equipment, and supplies (SIC 508)

Construction and mining (except petroleum) machinery and equipment (SIC 5082). Establishments primarily engaged in the wholesale distribution of construction or mining cranes, excavating machinery and equipment, power

shovels, road construction and maintenance machinery, tractor-mounting equipment, and other specialized machinery and equipment used in the construction, mining, and logging industries. Establishments engaged in marketing oil well machinery and equipment are classified in Industry 5084.

Farm and garden machinery and equipment (SIC 5083).

Establishments primarily engaged in the wholesale distribution of agricultural machinery and equipment for use in preparation and maintenance of the soil, the planting and harvesting of crops, and other operations and processes pertaining to work on the farm, lawn, or garden; and dairy and other livestock equipment.

SIC 5083 is subdivided in some tables into—

1. Farm machinery and equipment—farm dealers.
2. Farm machinery and equipment—wholesale distributors.
3. Lawn and garden machinery and equipment.

Industrial machinery and equipment (SIC 5084). Establishments primarily engaged in the wholesale distribution of industrial machinery and equipment, not elsewhere classified.

SIC 5084 is subdivided in some tables into—

1. Food-processing machinery and equipment.
2. General-purpose industrial machinery, equipment, and parts.
3. Metalworking machinery and equipment.
4. Materials handling equipment.
5. Oil well, oil refinery, and pipeline machinery, equipment, and supplies.
6. Other industrial machinery and equipment. Establishments primarily engaged in selling special purpose industrial machinery not elsewhere classified, including printing machinery, paper and paper products machinery, smelting and metal refining machinery and equipment, cigar and cigarette machinery, and similar special industry machinery.

Industrial supplies (SIC 5085). Establishments primarily engaged in the wholesale distribution of industrial supplies, not elsewhere classified.

SIC 5085 is subdivided in some tables into—

1. General-line industrial supplies.
2. Mechanical power transmission equipment.
3. Hydraulic and pneumatic (fluid-power) parts, accessories, and supplies.
4. Welding supplies.
5. Industrial containers and supplies.
6. Industrial valves and fittings, except fluid-power.

7. Other industrial supplies—Establishments primarily engaged in selling a specialty line of industrial materials and supplies not elsewhere classified, such as abrasives, mechanical rubber goods, ropes, cordage, and industrial diamonds.

Service establishment equipment and supplies (SIC 5087). Establishments primarily engaged in the wholesale distribution of equipment and supplies for barber shops, beauty parlors, power laundries, dry-cleaning plants, upholsterers, undertakers, and related personal service establishments.

SIC 5087 is subdivided in some tables into—

1. Beauty and barber equipment and supplies.
2. Custodial (janitors') equipment and supplies.
3. Laundry and dry-cleaning equipment and supplies.
4. Other service establishment equipment and supplies—Establishments primarily engaged in selling a specialty line of service establishment supplies, such as upholsterers' equipment and supplies, seamstresses' supplies, tailors' supplies, undertakers' supplies, municipality equipment and supplies, and shoe repair supplies.

Transportation equipment and supplies, except motor vehicles (SIC 5088). Establishments primarily engaged in the wholesale distribution of transportation equipment and supplies. Establishments primarily engaged in the wholesale distribution of motor vehicles and motor vehicle parts are classified in Industry Group 501, and those distributing pleasure boats are classified in Industry 5091.

SIC 5088 is subdivided in some tables into—

1. Aircraft and aeronautical equipment and supplies.
2. Marine machinery, equipment, and supplies.
3. Other transportation equipment and supplies—Establishments primarily engaged in selling equipment and supplies used in the operation, maintenance, and repair of railroads, streetcars, buses, tramways, aerial hoists, and horsedrawn vehicles.

Miscellaneous durable goods (SIC 509)

Sporting and recreational goods and supplies (SIC 5091). Establishments primarily engaged in the wholesale distribution of sporting goods and accessories; billiard and pool supplies; sporting firearms and ammunition; and marine pleasure craft, equipment and supplies. Establishments primarily engaged in the wholesale distribution of motor vehicles and trailers are classified in Industry 5012; those distributing self-propelled golf carts are classified in Industry 5088; and those distributing athletic apparel and footwear are classified in Industry Group 513.

Toys and hobby goods and supplies (SIC 5092). Establishments primarily engaged in the wholesale distribution of games, toys, hobby goods and supplies, and related goods, such as fireworks and playing cards.

Scrap and waste materials (SIC 5093). Establishments primarily engaged in assembling, breaking up, sorting, and wholesale distribution of scrap and waste materials. This industry includes auto wreckers engaged in dismantling automobiles for scrap. However, those engaged in dismantling automobiles for the purpose of selling secondhand parts at retail are classified in Industry 5015.

SIC 5093 is subdivided in some tables into—

1. Iron and steel scrap processors and dealers.
 - a. Iron and steel scrap processors (using power processing equipment).
 - b. Iron and steel scrap dealers (not using power processing equipment).
2. Nonferrous recyclable materials.

Jewelry, watches, precious stones, and precious metals (SIC 5094). Establishments primarily engaged in the wholesale distribution of jewelry, precious stones and metals, costume jewelry, watches, clocks, silverware, and jewelers' findings. Establishments primarily engaged in the wholesale distribution of precious metal ores are classified in Industry 5052.

SIC 5094 is subdivided in some tables into—

1. Jewelry, watches, diamonds, precious stones, and silverware.
2. Precious metals (excluding ores).

Durable goods, n.e.c. (SIC 5099). Establishments primarily engaged in the wholesale distribution of durable goods, not elsewhere classified, such as musical instruments and forest products, except lumber.

SIC 5099 is subdivided in some tables into—

1. Musical instruments and supplies.
2. Forest products, except lumber.
3. General merchandise—durable.
4. Compact disks, prerecorded audio tapes, and phonograph records.
5. Fire extinguishers and fire safety equipment.
6. Other durable goods.

Nondurable Goods (SIC Major Group 51)

This major group includes establishments primarily engaged in the wholesale distribution of nondurable goods.

Paper and paper products (SIC 511)

Printing and writing paper (SIC 5111). Establishments primarily engaged in the wholesale distribution of printing and writing paper, including envelope paper; fine paper; and groundwood paper.

Stationery and office supplies (SIC 5112). Establishments primarily engaged in the wholesale distribution of stationery and office supplies, including computer and photocopy supplies, envelopes, typewriter paper, file cards and folders, pens, pencils, social stationery, and greeting cards.

Industrial and personal service paper (SIC 5113). Establishments primarily engaged in the wholesale distribution of wrapping and other coarse paper, paperboard, and converted paper and related disposable plastic products, such as bags, boxes, dishes, eating utensils, napkins, and shipping supplies.

Drugs, drug proprietaries, and druggists' sundries (SIC 512)

Drugs, drug proprietaries, and druggists' sundries (SIC 5122). Establishments primarily engaged in the wholesale distribution of prescription drugs, proprietary drugs, druggists' sundries, and toiletries. Establishments primarily engaged in the wholesale distribution of surgical, dental, and hospital equipment are classified in Industry 5047.

SIC 5122 is subdivided in some tables into—

1. General-line drugs—These are wholesalers who reported a substantial portion of their sales in "drugs and pharmaceuticals" and a combination of "proprietary (patent) medicines," "cosmetics," "perfumes," and "other toiletries and druggists' sundries."
2. Specialty-line drugs, pharmaceuticals, cosmetics, and toiletries. These are wholesale establishments engaged in selling limited lines among the above products.

Apparel, piece goods, and notions (SIC 513)

Piece goods, notions, and other dry goods (SIC 5131). Establishments primarily engaged in the wholesale distribution of piece goods or yard goods of natural or man-made fibers, notions (sewing and hair accessories, etc.), and other dry goods. Converters who buy fabric goods (except knit goods) in the grey, have them finished on contract, and sell at wholesale are included here. Converters of knit goods are classified in Manufacturing, Industry Group 225. This industry does not include establishments primarily engaged in the wholesale distribution of homefurnishings which are classified in Industry 5023.

SIC 5131 is subdivided in some tables into—

1. Piece goods.
 - a. Piece goods—jobbers.

b. Piece goods—converters.

2. Notions and other dry goods.

Men's and boys' clothing and furnishings (SIC 5136). Establishments primarily engaged in the wholesale distribution of men's and boys' apparel and furnishings, sportswear, hosiery, underwear, nightwear, and work clothing.

Women's, children's, and infants' clothing and accessories (SIC 5137). Establishments primarily engaged in the wholesale distribution of women's, children's, and infants' clothing and accessories, including hosiery, lingerie, millinery, and furs.

Footwear (SIC 5139). Establishments primarily engaged in the wholesale distribution of footwear (including athletic) made of leather, rubber, and other materials.

Groceries and related products (SIC 514)

Groceries, general-line (SIC 5141). Establishments primarily engaged in the wholesale distribution of a general line of groceries. Establishments primarily engaged in roasting coffee, blending tea, or grinding and packaging spices are classified in Manufacturing Major Group 20.

SIC 5141 is subdivided in some tables into—

1. Voluntary.
2. Retail cooperative.
3. Other general-line.

Packaged frozen foods (SIC 5142). Establishments primarily engaged in the wholesale distribution of packaged quick-frozen vegetables, juices, meats, fish, poultry, pastries, and other "deep freeze" products. Establishments primarily engaged in the wholesale distribution of frozen dairy products are classified in Industry 5143, and those distributing frozen poultry, fish, and meat which are not packaged are classified in Industries 5144, 5146, and 5147, respectively.

Dairy products, except dried or canned (SIC 5143). Establishments primarily engaged in the wholesale distribution of dairy products, such as butter, cheese, ice cream and ices, and fluid milk and cream. This industry does not include establishments primarily engaged in pasteurizing and bottling milk, which are classified in Manufacturing, Industry Group 202. Establishments primarily engaged in the wholesale distribution of dried or canned dairy products are classified in Industry 5149.

SIC 5143 is subdivided in some tables into—

1. Raw milk.
2. Dairy products, except raw milk.

Poultry and poultry products (SIC 5144). Establishments primarily engaged in the wholesale distribution of poultry and poultry products, except canned and packaged frozen products. This industry does not include establishments primarily engaged in the killing and dressing of poultry, which are classified in Manufacturing, Industry 2015. Establishments primarily engaged in the wholesale distribution of packaged frozen poultry are classified in Industry 5142, and those distributing canned poultry are classified in Industry 5149.

SIC 5144 is subdivided in some tables into—

1. Live poultry.
2. Poultry and poultry products, except live.

Confectionery (SIC 5145). Establishments primarily engaged in the wholesale distribution of confectionery and related products, such as candy, chewing gum, fountain fruits, salted or roasted nuts, popcorn, fountain syrups, and potato, corn, and similar chips.

Fish and seafoods (SIC 5146). Establishments primarily engaged in the wholesale distribution (but not packaging) of fresh, cured, or frozen fish and seafoods, except canned or packaged frozen. The preparation of fresh or frozen packaged fish and other seafood, and the shucking and packing of fresh oysters in nonsealed containers, are classified in Manufacturing, Industry 2092. Establishments primarily engaged in the wholesale distribution of canned seafood are classified in Industry 5149, and those distributing packaged frozen foods are classified in Industry 5142.

Meats and meat products (SIC 5147). Establishments primarily engaged in the wholesale distribution of fresh, cured, and processed (but not canned) meats and lard. Establishments primarily engaged in the wholesale distribution of frozen packaged meats are classified in Industry 5142, and those distributing canned meats are classified in Industry 5149.

SIC 5147 is subdivided in some tables into—

1. Meats and meat products, except boxed beef.
2. Packaging boxed beef.

Fresh fruits and vegetables (SIC 5148). Establishments primarily engaged in the wholesale distribution of fresh fruits and vegetables.

Groceries and related products, n.e.c. (SIC 5149). Establishments primarily engaged in the wholesale distribution of groceries and related products, not elsewhere classified. Establishments primarily engaged in the wholesale distribution of soft drinks, and in bottling and distributing natural spring and mineral waters, are classified in this industry, but establishments primarily engaged in bottling soft drinks are classified in Manufacturing, Major Group 20. This industry does not include establishments primarily

engaged in the wholesale distribution of farm-product raw materials classified in Industry Group 515, nor those distributing beer, wine, and distilled alcoholic beverages of Industry Group 518.

SIC 5149 is subdivided in some tables into—

1. Coffee, tea, and spices.
2. Bread and baked goods.
3. Soft drinks.
4. Canned goods.
5. Food and beverage basic materials.
6. Other grocery specialties.

Farm-product raw materials (SIC 515)

Grain and field beans (SIC 5153). Establishments primarily engaged in buying and/or marketing grain (such as corn, wheat, oats, barley, and unpolished rice), dry beans, soybeans, and other inedible beans. Country grain elevators primarily engaged in buying or receiving grain from farmers are included, as well as terminal elevators and other merchants marketing grain. Establishments primarily engaged in the wholesale distribution of field and garden seeds are classified in Industry 5191.

Livestock (SIC 5154). Establishments primarily engaged in buying and/or marketing cattle, hogs, sheep, and goats. This industry also includes the operation of livestock auction markets.

Farm-product raw materials, n.e.c. (SIC 5159). Establishments primarily engaged in buying and/or marketing farm products, not elsewhere classified. Establishments primarily engaged in the wholesale distribution of milk are classified in Industry 5143, and those distributing live poultry are classified in Industry 5144.

SIC 5159 is subdivided in some tables into—

1. Hides, skins, and pelts.
2. Leaf tobacco.
3. Wool, wool tops, and mohair.
4. Cotton.
5. Other farm-product raw materials.

Chemicals and allied products (SIC 516)

Plastics materials and basic forms and shapes (SIC 5162). Establishments primarily engaged in the wholesale distribution of plastics materials, and of unsupported plastics film, sheets, sheeting, rods, tubes, and other basic forms and shapes.

Chemicals and allied products, n.e.c. (SIC 5169). Establishments primarily engaged in the wholesale distribution of chemicals and allied products, not elsewhere classified,

such as acids, industrial and heavy chemicals, dyestuffs, industrial salts, rosin, and turpentine. Establishments primarily engaged in the wholesale distribution of ammunition are classified in Industry Group 509; those distributing agricultural chemicals and pesticides are classified in Industry 5191; those distributing drugs are classified in Industry 5122; and those distributing pigments, paints, and varnishes are classified in Industry 5198.

SIC 5169 is subdivided in some tables into—

1. Industrial gases, except LP.
2. Other chemicals and allied products.

Petroleum and petroleum products (SIC 517)

This industry group includes establishments primarily engaged in the wholesale distribution of crude petroleum and petroleum products. Included are establishments primarily engaged in the distribution of liquefied petroleum gas. Establishments primarily engaged in the transmission and/or distribution of natural gas are classified in Utilities, Industry Group 492.

Petroleum bulk stations and terminals (SIC 5171). Establishments primarily engaged in the wholesale distribution of crude petroleum and petroleum products from bulk liquid storage facilities. These establishments have a bulk liquid storage capacity of 10,000 gallons or more.

SIC 5171 is subdivided in some tables into—

1. Petroleum bulk stations and terminals, except LP.
2. Liquefied petroleum gas bulk stations and terminals.

Petroleum and petroleum products wholesalers, except bulk stations and terminals (SIC 5172). Establishments primarily engaged in the wholesale distribution of crude petroleum and petroleum products. These establishments do not have a bulk liquid storage capacity of 10,000 gallons or more. Included are packaged and bottled petroleum products distributors, truck jobbers, and others marketing petroleum and its products at wholesale.

Beer, wine, and distilled alcoholic beverages (SIC 518)

Beer and ale (SIC 5181). Establishments primarily engaged in the wholesale distribution of beer, ale, porter, and other fermented malt beverages.

Wine and distilled alcoholic beverages (SIC 5182). Establishments primarily engaged in the wholesale distribution of distilled spirits, including neutral spirits and ethyl alcohol used in blended wines and distilled liquors.

SIC 5182 is subdivided in some tables into—

1. Wine and distilled alcoholic beverages—licensed.
2. Wine and distilled alcoholic beverages—State operated.

Miscellaneous nondurable goods (SIC 519)

Farm supplies (SIC 5191). Establishments primarily engaged in the wholesale distribution of animal feeds, fertilizers, agricultural chemicals, pesticides, seeds, and other farm supplies, except grains. Establishments primarily engaged in the wholesale distribution of pet food are classified in Industry 5149, and those distributing pet supplies are classified in Industry 5199.

SIC 5191 is subdivided in some tables into—

1. Farm supplies—farm dealers.
2. Farm supplies—wholesale distributors.

Books, periodicals, and newspapers (SIC 5192). Establishments primarily engaged in the wholesale distribution of books, periodicals, and newspapers.

Flowers, nursery stock, and florists' supplies (SIC 5193). Establishments primarily engaged in the wholesale distribution of flowers, nursery stock, and florists' supplies.

Tobacco and tobacco products (SIC 5194). Establishments primarily engaged in the wholesale distribution of tobacco and its products. Leaf tobacco wholesalers are classified in Industry 5159, and establishments primarily engaged in stemming and redrying tobacco are classified in Manufacturing, Industry 2141.

Paints, varnishes, and supplies (SIC 5198). Establishments primarily engaged in the wholesale distribution of paints, varnishes, wallpaper, and supplies. Establishments selling to the general public and known as retail in the trade are classified in Retail Trade, Industry 5231.

Nondurable goods, n.e.c. (SIC 5199). Establishments primarily engaged in the wholesale distribution of nondurable goods, not elsewhere classified, such as art goods, industrial yarns, textile bags, and bagging and burlap.

SIC 5199 is subdivided in some tables into—

1. Art goods.
2. General merchandise—nondurable.
3. Textile bags and bagging.
4. Specialty advertising (sale of merchandise).
5. Other nondurable goods.

TYPE-OF-OPERATION CLASSIFICATIONS

In addition to being classified by kind of business, each wholesale establishment was classified for the census by type of operation according to the ownership of the business, ownership of the goods sold, or character of the principal transactions. Establishments in wholesale trade are grouped into the following three major types of operation and related subgroups:

Merchant wholesalers. Establishments primarily engaged in buying and selling merchandise on their own account. Included here are such types of establishments as wholesale merchants or jobbers, industrial distributors, voluntary group wholesalers, importers, exporters, cash and carry wholesalers, retailer cooperative warehouses, terminal and country grain elevators, farm products assemblers, wholesale cooperative associations, and petroleum bulk plants and terminals operated by nonrefining companies.

Wholesale distributors and jobbers. Establishments primarily engaged in buying and selling merchandise in the domestic market not manufactured by the parent company.

Importers. Establishments buying and selling goods at wholesale on their own account, whose principal source of purchases was foreign.

Exporters. Establishments primarily engaged in purchasing goods in the United States and selling them to foreign customers.

Terminal grain elevators. Grain elevators primarily engaged in buying and selling grain received from country grain elevators and grain marketing establishments. They have sizable space for grain storage, and products are received primarily by rail or barge rather than by truck.

Country grain elevators. Grain elevators, cooperative or other, buying and receiving grain directly from farmers by truck and selling at wholesale.

Assemblers of farm products, except country grain elevators. Establishments primarily engaged in purchasing directly from farmers and assembling and marketing farm products at wholesale.

Manufacturers' sales branches and offices. Establishments maintained by manufacturing, refining, and mining companies apart from their plants or mines for marketing their products at wholesale. Branch stores selling to household consumers and individual users are classified in retail trade. Sales branches and offices located at plants and administrative offices are included when separate records are available.

Manufacturers' sales branches. A branch with a stock of merchandise for sale. Included are refiner—marketers owned and operated by petroleum refining companies primarily for marketing their products.

Manufacturers' sales offices. An office without a stock of merchandise for sale.

Agents, brokers, and commission merchants. Establishments whose operators are in business for themselves and are primarily engaged in selling or buying goods for others. Included here are such types of operations as auction companies, import agents, export agents, selling agents, merchandise brokers, and commission merchants. "Sales" as shown in census publications for agents, brokers, and commission merchants represent the gross sales (or purchase) value of the goods in the transactions negotiated.

Auction companies. Wholesale establishments primarily engaged in selling merchandise on an agency basis by auction.

Brokers (representing buyers or sellers). Wholesale establishments primarily engaged in selling or buying merchandise in the domestic market on a brokerage basis but not receiving the goods on consignment.

Commission merchants. Wholesale establishments operating in the domestic market receiving goods for sale on consignment.

Import agents. Merchandise agents and brokers in the domestic market buying merchandise from or selling merchandise for foreign firms.

Export agents. Merchandise agents and brokers in the domestic market selling to or buying for foreign customers.

Manufacturers' agents. Wholesale establishments in the domestic market selling for a limited number of manufacturers on a continuing agency basis.



Appendix C. Kind-of-Business Titles and Reporting-Form Numbers

[Listed below are wholesale kind-of-business titles and their corresponding reporting-form numbers. Requests for copies of any of these forms, including the inquiries used to classify establishment by kind of business, should be directed to the Services Division, Bureau of the Census, Washington, DC 20233]

SIC code	Title	Standard form CB-	Short form CB-	SIC code	Title	Standard form CB-	Short form CB-
DURABLE GOODS				DURABLE GOODS—Con.			
501	Motor vehicles and motor vehicle parts and supplies:			509	Miscellaneous durable goods:		
5012	Automobiles and other motor vehicles -----	5012	5003	5091	Sporting and recreational goods and supplies -----	5091	5003
5013	Motor vehicle supplies and new parts -----	5013	5003	5092	Toys and hobby goods and supplies -----	5091	5003
5014	Tires and tubes -----	5013	5003	5093	Scrap and waste materials -----	5093	5003
5015	Motor vehicle parts, used -----	5013	5003	5094	Jewelry, watches, precious stones, and precious metals -----	5094	5003
				5099	Durable goods, n.e.c. -----	5099	5003
DURABLE GOODS				NONDURABLE GOODS			
502	Furniture and homefurnishings:			511	Paper and paper products:		
5021	Furniture -----	5020	5001	5111	Printing and writing paper -----	5110	5102
5023	Homefurnishings -----	5020	5001	5112	Stationery and office supplies -----	5110	5102
				5113	Industrial and personal service paper -----	5110	5102
503	Lumber and other construction materials:			512	Drugs, drug proprietaries, and druggists' sundries:		
5031	Lumber, plywood, millwork, and wood panels -----	5030	5001	5122	Drugs, drug proprietaries, and druggists' sundries -----	5122	5102
5032	Brick, stone, and related construction materials -----	5030	5001				
5033	Roofing, siding, and insulation materials -----	5030	5001	513	Apparel, piece goods, and notions:		
5039	Construction materials, n.e.c. -----	5030	5001	5131	Piece goods, notions, and other dry goods -----	5131	5102
				5136	Men's and boys' clothing and furnishings -----	5136	5102
504	Professional and commercial equipment and supplies:			5137	Women's, children's, and infants' clothing and accessories -----	5136	5102
5043	Photographic equipment and supplies -----	5043	5003	5139	Footwear -----	5136	5102
5044	Office equipment -----	5045	5002				
5045	Computers and computer peripheral equipment and software -----	5045	5002	514	Groceries and related products:		
5046	Commercial equipment, n.e.c. -----	5043	5002	5141	Groceries, general line -----	5141	5101
5047	Medical, dental, and hospital equipment and supplies -----	5047	5002	5142	Packaged frozen foods -----	5142	5101
5048	Ophthalmic goods -----	5047	5002	5143	Dairy products, except dried or canned -----	5143	5101
5049	Professional equipment and supplies, n.e.c. -----	5047	5002	5144	Poultry and poultry products -----	5144	5101
				5145	Confectionery -----	5145	5101
505	Metals and minerals, except petroleum:			5146	Fish and seafoods -----	5146	5101
5051	Metals service centers and offices -----	5051	5003	5147	Meats and meat products -----	5147	5101
5052	Coal and other minerals and ores -----	5052	5003	5148	Fresh fruits and vegetables -----	5148	5101
				5149	Groceries and related products, n.e.c. -----	5141	5101
				515	Farm-product raw materials:		
506	Electrical goods:			5153	Grain and field beans -----	5150	5103
5063	Electrical apparatus and equipment, wiring supplies, and construction materials -----	5060	5001	5154	Livestock -----	5150	5103
5064	Electrical appliances, television and radio sets -----	5060	5001	5159	Farm-product raw materials, n.e.c. -----	5150	5103
5065	Electronic parts and equipment, n.e.c. -----	5060	5001	516	Chemicals and allied products:		
				5162	Plastics materials and basic forms and shapes -----	5160	5102
				5169	Chemicals and allied products, n.e.c. -----	5160	5102
507	Hardware, and plumbing and heating equipment and supplies:			517	Petroleum and petroleum products:		
5072	Hardware -----	5070	5001	5171	Petroleum bulk stations and terminals -----	5170	1NA
5074	Plumbing and heating equipment and supplies (hydronics) -----	5070	5001	5172	Petroleum and petroleum products wholesalers, except bulk stations and terminals -----	5170	1NA
5075	Warm air heating and air-conditioning equipment and supplies -----	5070	5001				
5078	Refrigeration equipment and supplies -----	5070	5001	518	Beer, wine, and distilled alcoholic beverages:		
				5181	Beer and ale -----	5180	5103
				5182	Wine and distilled alcoholic beverages -----	5180	5103
508	Machinery, equipment, and supplies:			519	Miscellaneous nondurable goods:		
5082	Construction and mining (except petroleum) machinery and equipment -----	5082	5002	5191	Farm supplies -----	5191	5102
5083	Farm and garden machinery and equipment -----	5083	5002	5192	Books, periodicals, and newspapers -----	5192	5102
5084	Industrial machinery and equipment -----	5084	5002	5193	Flowers, nursery stock, and florists' supplies -----	5192	5102
5085	Industrial supplies -----	5085	5002	5194	Tobacco and tobacco products -----	5194	5102
5087	Service establishment equipment and supplies -----	5087	5002	5198	Paints, varnishes, and supplies -----	5198	5102
5088	Transportation equipment and supplies, except motor vehicles -----	5088	5002	5199	Nondurable goods, n.e.c. -----	5199	5102

¹Petroleum wholesalers were all sent form CB-5170.

Appendix D. Metropolitan Areas

(Titles and definitions shown for MSA's, CMSA's, and PMSA's are those established by the Office of Management and Budget, as of June 30, 1993)

MASSACHUSETTS

Barnstable-Yarmouth, MA MSA

- Barnstable County, MA (part)
- Barnstable city, MA
- Brewster town, MA
- Chatham town, MA
- Dennis town, MA
- Eastham town, MA
- Harwich town, MA
- Mashpee town, MA
- Orleans town, MA
- Sandwich town, MA
- Yarmouth town, MA

Boston, MA-NH PMSA—see Boston-Worcester-Lawrence, MA-NH-ME-CT CMSA

Boston-Worcester-Lawrence, MA-NH-ME-CT CMSA

- Boston, MA-NH PMSA
- Bristol County, MA (part)
 - Berkley town, MA
 - Dighton town, MA
 - Mansfield town, MA
 - Norton town, MA
 - Taunton city, MA
- Essex County, MA (part)
 - Amesbury town, MA
 - Beverly city, MA
 - Danvers town, MA
 - Essex town, MA
 - Gloucester city, MA
 - Hamilton town, MA
 - Ipswich town, MA
 - Lynn city, MA
 - Lynnfield town, MA
 - Manchester town, MA
 - Marblehead town, MA
 - Middleton town, MA
 - Nahant town, MA
 - Newbury town, MA
 - Newburyport city, MA
 - Peabody city, MA
 - Rockport town, MA
 - Rowley town, MA

Boston-Worcester-Lawrence, MA-NH-ME-CT CMSA—Con.

Boston, MA-NH PMSA—Con.

- Essex County, MA (part)—Con.
 - Salem city, MA
 - Salisbury town, MA
 - Saugus town, MA
 - Swampscott town, MA
 - Topsfield town, MA
 - Wenham town, MA

Middlesex County, MA (part)

- Acton town, MA
- Arlington town, MA
- Ashland town, MA
- Ayer town, MA
- Bedford town, MA
- Belmont town, MA
- Boxborough town, MA
- Burlington town, MA
- Cambridge city, MA
- Carlisle town, MA
- Concord town, MA
- Everett city, MA
- Framingham town, MA
- Holliston town, MA
- Hopkinton town, MA
- Hudson town, MA
- Lexington town, MA
- Lincoln town, MA
- Littleton town, MA
- Malden city, MA
- Marlborough city, MA
- Maynard town, MA
- Medford city, MA
- Melrose city, MA
- Natick town, MA
- Newton city, MA
- North Reading town, MA
- Reading town, MA
- Sherborn town, MA
- Shirley town, MA
- Somerville city, MA
- Stoneham town, MA
- Stow town, MA

Boston-Worcester-Lawrence, MA-NH-ME-CT CMSA —Con.

Boston, MA-NH PMSA—Con.

Middlesex County, MA (part)—Con.

Sudbury town, MA
 Townsend town, MA
 Wakefield town, MA
 Waltham city, MA
 Watertown city, MA
 Wayland town, MA
 Weston town, MA
 Wilmington town, MA
 Winchester town, MA
 Woburn city, MA

Norfolk County, MA (part)

Bellingham town, MA
 Braintree town, MA
 Brookline town, MA
 Canton town, MA
 Cohasset town, MA
 Dedham town, MA
 Dover town, MA
 Foxborough town, MA
 Franklin city, MA
 Holbrook town, MA
 Medfield town, MA
 Medway town, MA
 Millis town, MA
 Milton town, MA
 Needham town, MA
 Norfolk town, MA
 Norwood town, MA
 Plainville town, MA
 Quincy city, MA
 Randolph town, MA
 Sharon town, MA
 Stoughton town, MA
 Walpole town, MA
 Wellesley town, MA
 Westwood town, MA
 Weymouth town, MA
 Wrentham town, MA

Plymouth County, MA (part)

Carver town, MA
 Duxbury town, MA
 Hanover town, MA
 Hingham town, MA
 Hull town, MA
 Kingston town, MA
 Marshfield town, MA
 Norwell town, MA
 Pembroke town, MA
 Plymouth town, MA
 Rockland town, MA
 Scituate town, MA
 Wareham town, MA

Boston-Worcester-Lawrence, MA-NH-ME-CT CMSA —Con.

Boston, MA-NH PMSA—Con.

Suffolk County, MA

Boston city, MA
 Chelsea city, MA
 Revere city, MA
 Winthrop town, MA

Worcester County, MA (part)

Berlin town, MA
 Blackstone town, MA
 Bolton town, MA
 Harvard town, MA
 Hopedale town, MA
 Lancaster town, MA
 Mendon town, MA
 Milford town, MA
 Millville town, MA
 Southborough town, MA
 Upton town, MA

Rockingham County, NH (part)

Seabrook town, NH
 South Hampton town, NH

Brockton, MA PMSA

Bristol County, MA (part)
 Easton town, MA
 Raynham town, MA

Norfolk County, MA (part)

Avon town, MA

Plymouth County, MA (part)

Abington town, MA
 Bridgewater town, MA
 Brockton city, MA
 East Bridgewater town, MA
 Halifax town, MA
 Hanson town, MA
 Lakeville town, MA
 Middleborough town, MA
 Plympton town, MA
 West Bridgewater town, MA
 Whitman town, MA

Fitchburg-Leominster, MA PMSA

Middlesex County, MA (part)
 Ashby town, MA

Worcester County, MA (part)

Ashburnham town, MA
 Fitchburg city, MA
 Gardner city, MA
 Leominster city, MA
 Lunenburg town, MA
 Templeton town, MA
 Westminster town, MA
 Winchendon town, MA

Boston-Worcester-Lawrence, MA-NH-ME-CT CMSA —Con.

Lawrence, MA-NH PMSA
 Essex County, MA (part)
 Andover town, MA
 Boxford town, MA
 Georgetown town, MA
 Groveland town, MA
 Haverhill city, MA
 Lawrence city, MA
 Merrimac town, MA
 Methuen city, MA
 North Andover town, MA
 West Newbury town, MA

Rockingham County, NH (part)
 Atkinson town, NH
 Chester town, NH
 Danville town, NH
 Derry town, NH
 Fremont town, NH
 Hampstead town, NH
 Kingston town, NH
 Newton town, NH
 Plaistow town, NH
 Raymond town, NH
 Salem town, NH
 Sandown town, NH
 Windham town, NH

Lowell, MA-NH PMSA
 Middlesex County, MA (part)
 Billerica town, MA
 Chelmsford town, MA
 Dracut town, MA
 Dunstable town, MA
 Groton town, MA
 Lowell city, MA
 Pepperell town, MA
 Tewksbury town, MA
 Tyngsborough town, MA
 Westford town, MA

Hillsborough County, NH (part)
 Pelham town, NH

Manchester, NH PMSA
 Hillsborough County, NH (part)
 Bedford town, NH
 Goffstown town, NH
 Manchester city, NH
 Weare town, NH

Merrimack County, NH (part)
 Allenstown town, NH
 Hooksett town, NH

Rockingham County, NH (part)
 Auburn town, NH
 Candia town, NH
 Londonderry town, NH

Boston-Worcester-Lawrence, MA-NH-ME-CT CMSA —Con.

Nashua, NH PMSA
 Hillsborough County, NH (part)
 Amherst town, NH
 Brookline town, NH
 Greenville town, NH
 Hollis town, NH
 Hudson town, NH
 Litchfield town, NH
 Mason town, NH
 Merrimack town, NH
 Milford town, NH
 Mont Vernon town, NH
 Nashua city, NH
 New Ipswich town, NH
 Wilton town, NH

New Bedford, MA PMSA
 Bristol County, MA (part)
 Acushnet town, MA
 Dartmouth town, MA
 Fairhaven town, MA
 Freetown town, MA
 New Bedford city, MA

Plymouth County, MA (part)
 Marion town, MA
 Mattapoisett town, MA
 Rochester town, MA

Portsmouth-Rochester, NH-ME PMSA
 York County, ME (part)
 Berwick town, ME
 Eliot town, ME
 Kittery town, ME
 South Berwick town, ME
 York town, ME

Rockingham County, NH (part)
 Brentwood town, NH
 East Kingston town, NH
 Epping town, NH
 Exeter town, NH
 Greenland town, NH
 Hampton town, NH
 Hampton Falls town, NH
 Kensington town, NH
 New Castle town, NH
 Newfields town, NH
 Newington town, NH
 Newmarket town, NH
 North Hampton town, NH
 Portsmouth city, NH
 Rye town, NH
 Stratham town, NH

Strafford County, NH (part)
 Barrington town, NH
 Dover city, NH
 Durham town, NH

Boston-Worcester-Lawrence, MA-NH-ME-CT CMSA—Con.
 Portsmouth-Rochester, NH-ME PMSA—Con.

Strafford County, NH (part)—Con.
 Farmington town, NH
 Lee town, NH
 Madbury town, NH
 Milton town, NH
 Rochester city, NH
 Rollinsford town, NH
 Somersworth city, NH
 Worcester, MA-CT PMSA
 Windham County, CT (part)
 Thompson town, CT

Hampden County, MA (part)
 Holland town, MA

Worcester County, MA (part)
 Auburn town, MA
 Barre town, MA
 Boylston town, MA
 Brookfield town, MA
 Charlton town, MA
 Clinton town, MA
 Douglas town, MA
 Dudley town, MA
 East Brookfield town, MA
 Grafton town, MA
 Holden town, MA
 Leicester town, MA
 Millbury town, MA
 Northborough town, MA
 Northbridge town, MA
 North Brookfield town, MA
 Oakham town, MA
 Oxford town, MA
 Paxton town, MA
 Princeton town, MA
 Rutland town, MA
 Shrewsbury town, MA
 Southbridge town, MA
 Spencer town, MA
 Sterling town, MA
 Sturbridge town, MA
 Sutton town, MA
 Uxbridge town, MA
 Webster town, MA
 Westborough town, MA
 West Boylston town, MA
 West Brookfield town, MA
 Worcester city, MA

Brockton, MA PMSA—see Boston-Worcester-Lawrence, MA-NH-ME-CT CMSA

Fitchburg-Leominster, MA PMSA—see Boston-Worcester-Lawrence, MA-NH-ME-CT CMSA

Lawrence, MA-NH PMSA—see Boston-Worcester-Lawrence, MA-NH-ME-CT CMSA

Lowell, MA-NH PMSA—see Boston-Worcester-Lawrence, MA-NH-ME-CT CMSA

New Bedford, MA PMSA—see Boston-Worcester-Lawrence, MA-NH-ME-CT CMSA

Pittsfield, MA MSA

Berkshire County, MA (part)
 Adams town, MA
 Cheshire town, MA
 Dalton town, MA
 Hinsdale town, MA
 Lanesborough town, MA
 Lee town, MA
 Lenox town, MA
 Pittsfield city, MA
 Richmond town, MA
 Stockbridge town, MA

Providence-Fall River-Warwick, RI-MA MSA

Bristol County, MA (part)
 Attleboro city, MA
 Fall River city, MA
 North Attleborough town, MA
 Rehoboth town, MA
 Seekonk town, MA
 Somerset town, MA
 Swansea town, MA
 Westport town, MA

Bristol County, RI
 Barrington town, RI
 Bristol town, RI
 Warren town, RI

Kent County, RI
 Coventry town, RI
 East Greenwich town, RI
 Warwick city, RI
 West Greenwich town, RI
 West Warwick town, RI

Newport County, RI (part)
 Jamestown town, RI
 Little Compton town, RI
 Tiverton town, RI

Providence County, RI
 Burrillville town, RI
 Central Falls city, RI
 Cranston city, RI
 Cumberland town, RI
 East Providence city, RI
 Foster town, RI
 Glocester town, RI
 Johnston town, RI
 Lincoln town, RI
 North Providence town, RI
 North Smithfield town, RI
 Pawtucket city, RI
 Providence city, RI

Providence-Fall River-Warwick, RI-MA MSA—Con.

Providence County, RI—Con.
Scituate town, RI
Smithfield town, RI
Woonsocket city, RI

Washington County, RI (part)
Charlestown town, RI
Exeter town, RI
Narragansett town, RI
North Kingstown town, RI
Richmond town, RI
South Kingstown town, RI

Springfield, MA MSA

Franklin County, MA (part)
Sunderland town, MA

Hampden County, MA (part)
Agawam city, MA
Chicopee city, MA
East Longmeadow town, MA
Hampden town, MA
Holyoke city, MA
Longmeadow town, MA
Ludlow town, MA
Monson town, MA

Springfield, MA MSA—Con.

Hampden County, MA (part)—Con.
Montgomery town, MA
Palmer town, MA
Russell town, MA
Southwick town, MA
Springfield city, MA
Westfield city, MA
West Springfield town, MA
Wilbraham town, MA

Hampshire County, MA (part)
Amherst town, MA
Belchertown town, MA
Easthampton town, MA
Granby town, MA
Hadley town, MA
Hatfield town, MA
Huntington town, MA
Northampton city, MA
Southampton town, MA
South Hadley town, MA
Ware town, MA
Williamsburg town, MA

Worcester, MA-CT PMSA—see Boston-Worcester-Lawrence, MA-NH-ME-CT CMSA

Appendix E.

Percent of Sales Data Based on Administrative Records and Estimation for the State: 1992

[For meaning of abbreviations and symbols and for more information on reliability of data, see introductory text. For explanation of terms and comparability of 1987 and 1992 censuses, see appendix A]

SIC code	Kind of business	Percent of sales† —		SIC code	Kind of business	Percent of sales‡ —	
		From administrative records ¹	Estimated ²			From administrative records ¹	Estimated ²
	Wholesale trade -----	2.9	6.2		Wholesale trade —Con.		
50	Durable goods -----	3.0	6.9	50	Durable goods —Con.		
				509	Miscellaneous durable goods -----	4.9	8.2
				5091	Sporting and recreational goods and supplies -----	4.3	14.7
				5092	Toys and hobby goods and supplies -----	5.5	1.0
				5093	Scrap and waste materials -----	8.5	9.4
501	Motor vehicles and motor vehicle parts and supplies -----	1.5	.8	5094	Jewelry, watches, precious stones, and precious metals -----	8.9	5.6
5012	Automobiles and other motor vehicles -----	.4	.3	5099	Durable goods, n.e.c. -----	2.7	4.8
5013	Motor vehicle supplies and new parts -----	4.5	2.9				
5014	Tires and tubes -----	17.8	1.0	51	Nondurable goods -----	2.7	5.5
5015	Motor vehicle parts, used -----	18.1	2.6	511	Paper and paper products -----	2.6	3.2
502	Furniture and homefurnishings -----	5.7	6.4	5111	Printing and writing paper -----	.5	1.8
5021	Furniture -----	6.0	4.8	5112	Stationery and office supplies -----	3.5	3.6
5023	Homefurnishings -----	5.5	7.6	5113	Industrial and personal service paper -----	3.2	3.7
503	Lumber and other construction materials -----	4.6	8.6	512	Drugs, drug proprietaries, and druggists' sundries -----	.2	4.5
5031	Lumber, plywood, millwork, and wood panels -----	3.5	7.9	5122	Drugs, drug proprietaries, and druggists' sundries -----	.2	4.5
5032	Brick, stone, and related construction materials -----	15.0	15.1	513	Apparel, piece goods, and notions -----	2.3	4.3
5033	Roofing, siding, and insulation materials -----	1.9	4.2	5131	Piece goods, notions, and other dry goods -----	11.5	6.4
5039	Construction materials, n.e.c. -----	6.9	15.3	5136	Men's and boys' clothing and furnishings -----	.9	1.6
504	Professional and commercial equipment and supplies -----	2.5	7.6	5137	Women's, children's, and infants' clothing and accessories -----	1.7	4.0
5043	Photographic equipment and supplies -----	.7	1.0	5139	Footwear -----	1.1	4.5
5044	Office equipment -----	5.7	19.4	514	Groceries and related products -----	2.9	6.1
5045	Computers and computer peripheral equipment and software -----	1.5	6.3	5141	Groceries, general line -----	1.8	4.6
5046	Commercial equipment, n.e.c. -----	(D)	(D)	5142	Packaged frozen foods -----	.5	9.0
5047	Medical, dental, and hospital equipment and supplies -----	3.3	6.6	5143	Dairy products, except dried or canned -----	.5	3.3
5048	Ophthalmic goods -----	(D)	(D)	5144	Poultry and poultry products -----	(D)	(D)
5049	Professional equipment and supplies, n.e.c. -----	1.1	14.9	5145	Confectionery -----	1.4	.6
505	Metals and minerals, except petroleum -----	9.4	5.2	5146	Fish and seafoods -----	17.0	11.5
5051	Metals service centers and offices -----	(D)	(D)	5147	Meats and meat products -----	2.7	3.8
5052	Coal and other minerals and ores -----	(D)	(D)	5148	Fresh fruits and vegetables -----	7.7	3.5
				5149	Groceries and related products, n.e.c. -----	(D)	(D)
506	Electrical goods -----	2.0	11.6	515	Farm-product raw materials -----	8.2	8.0
5063	Electrical apparatus and equipment, wiring supplies, and construction materials -----	3.9	11.7	5153	Grain and field beans -----	8.5	—
5064	Electrical appliances, television and radio sets -----	1.8	5.8	5154	Livestock -----	—	—
5065	Electronic parts and equipment, n.e.c. -----	1.2	13.2	5159	Farm-product raw materials, n.e.c. -----	9.0	9.1
507	Hardware, and plumbing and heating equipment and supplies -----	4.9	8.3	516	Chemicals and allied products -----	4.5	4.3
5072	Hardware -----	8.3	10.9	5162	Plastics materials and basic forms and shapes -----	6.7	2.1
5074	Plumbing and heating equipment and supplies (hydronics) -----	2.0	7.8	5169	Chemicals and allied products, n.e.c. -----	3.0	5.7
5075	Warm air heating and air-conditioning equipment and supplies -----	8.9	6.2	517	Petroleum and petroleum products -----	1.1	4.1
5078	Refrigeration equipment and supplies -----	2.4	—	5171	Petroleum bulk stations and terminals -----	(D)	(D)
508	Machinery, equipment, and supplies -----	4.5	7.7	5172	Petroleum and petroleum products wholesalers, except bulk stations and terminals -----	1.8	3.2
5082	Construction and mining (except petroleum) machinery and equipment -----	5.3	14.7	518	Beer, wine, and distilled alcoholic beverages -----	4.8	9.8
5083	Farm and garden machinery and equipment -----	15.6	9.6	5181	Beer and ale -----	2.7	.4
5084	Industrial machinery and equipment -----	4.4	6.8	5182	Wine and distilled alcoholic beverages -----	7.1	19.8
5085	Industrial supplies -----	3.7	6.8	519	Miscellaneous nondurable goods -----	5.0	10.5
5087	Service establishment equipment and supplies -----	6.9	15.7	5191	Farm supplies -----	7.9	10.1
5088	Transportation equipment and supplies, except motor vehicles -----	1.0	4.1	5192	Books, periodicals, and newspapers -----	3.5	9.5
				5193	Flowers, nursery stock, and florists' supplies -----	15.7	10.2
				5194	Tobacco and tobacco products -----	1.1	13.6
				5198	Paints, varnishes, and supplies -----	6.6	4.3
				5199	Nondurable goods, n.e.c. -----	9.5	10.9

¹Includes sales information obtained from administrative records of other Federal agencies.

²Includes sales information which was imputed based on historic company ratios or administrative records, or on industry averages.

Appendix F. Geographic Notes

MASSACHUSETTS

Agawam was incorporated in 1971, but this change was not submitted to the Bureau of the Census until June 1992; for the 1987 Economic Censuses, this was a special economic urban area.

Appendix G.

Establishments in Business Any Time During Year and Establishments in Business at End of Year for the State: 1992 and 1987

[For meaning of abbreviations and symbols, see introductory text. For explanation of terms and comparability of 1987 and 1992 censuses, see appendix A]

SIC code	Kind of business	Establishments in business —			
		Any time during year		At end of year	
		1992	1987	1992	1987
	Wholesale trade	10 950	11 087	10 246	10 461
50	Durable goods	7 312	7 458	6 837	7 066
501	Motor vehicles and automotive parts and supplies	1 011	1 009	950	957
5012	Automobiles and other motor vehicles	122	142	111	132
5013	Motor vehicle supplies and new parts	672	659	638	628
5014	Tires and tubes	59	65	49	62
5015	Motor vehicle parts, used	158	143	152	135
502	Furniture and homefurnishings	415	422	384	399
5021	Furniture	171	219	157	209
5023	Homefurnishings	244	203	227	190
503	Lumber and other construction materials	435	498	404	474
5031	Lumber, plywood, millwork, and wood panels	195	210	181	204
5032	Brick, stone, and related construction materials	89	105	83	100
5033	Roofing, siding, and insulation materials	64	81	61	74
5039	Construction materials, n.e.c.	87	102	79	96
504	Professional and commercial equipment and supplies	1 378	1 343	1 267	1 255
5043	Photographic equipment and supplies	47	63	44	58
5044	Office equipment	197	283	185	262
5045	Computers and computer peripheral equipment and software	600	451	546	418
5046	Commercial equipment, n.e.c.	130	162	118	154
5047	Medical, dental, and hospital equipment and supplies	258	216	241	203
5048	Ophthalmic goods	48	54	42	51
5049	Professional equipment and supplies, n.e.c.	98	114	91	109
505	Metals and minerals, except petroleum	197	225	186	215
5051	Metals service centers and offices	191	220	180	210
5052	Coal and other minerals and ores	6	5	6	5
506	Electrical goods	1 174	1 119	1 101	1 069
5063	Electrical apparatus and equipment, wiring supplies, and construction materials	487	458	458	438
5064	Electrical appliances, television and radio sets	98	95	93	92
5065	Electronic parts and equipment, n.e.c.	589	566	550	539
507	Hardware, and plumbing and heating equipment and supplies	627	621	601	600
5072	Hardware	192	177	182	173
5074	Plumbing and heating equipment and supplies (hydronics)	300	285	291	273
5075	Warm air heating and air-conditioning equipment and supplies	97	111	91	109
5078	Refrigeration equipment and supplies	38	48	37	45
508	Machinery, equipment, and supplies	1 323	1 383	1 241	1 309
5082	Construction and mining (except petroleum) machinery and equipment	73	83	69	79
5083	Farm and garden machinery and equipment	76	68	71	64
5084	Industrial machinery and equipment	652	640	610	613
5085	Industrial supplies	311	353	296	331
5087	Service establishment equipment and supplies	164	176	152	164
5088	Transportation equipment and supplies, except motor vehicles	47	63	43	58
509	Miscellaneous durable goods	752	838	703	788
5091	Sporting and recreational goods and supplies	137	158	128	148
5092	Toys and hobby goods and supplies	55	54	48	48
5093	Scrap and waste materials	233	255	220	243
5094	Jewelry, watches, precious stones, and precious metals	134	163	129	154
5099	Durable goods, n.e.c.	193	208	178	195
51	Nondurable goods	3 638	3 629	3 409	3 395
511	Paper and paper products	545	511	516	487
5111	Printing and writing paper	71	76	69	74
5112	Stationery and office supplies	294	244	280	232
5113	Industrial and personal service paper	180	191	167	181
512	Drugs, drug proprietaries, and druggists sundries	118	92	108	83
5122	Drugs, drug proprietaries, and druggists sundries	118	92	108	83
513	Apparel, piece goods, and notions	434	469	409	429
5131	Piece goods, notions, and other dry goods	100	138	96	126
5136	Men's and boys' clothing and furnishings	93	83	87	78
5137	Women's, children's, and infants' clothing and accessories	145	124	132	110
5139	Footwear	96	124	94	115

SIC code	Kind of business	Establishments in business —			
		Any time during year		At end of year	
		1992	1987	1992	1987
51	Nondurable goods — Con.				
514	Groceries and related products	1 201	1 202	1 119	1 132
5141	Groceries, general line	135	118	127	111
5142	Packaged frozen foods	106	90	103	85
5143	Dairy products, except dried or canned	55	62	53	60
5144	Poultry and poultry products	27	31	24	28
5145	Confectionery	59	62	57	60
5146	Fish and seafoods	233	198	211	183
5147	Meats and meat products	98	147	91	134
5148	Fresh fruits and vegetables	165	163	151	157
5149	Groceries and related products, n.e.c.	323	331	302	314
515	Farm-product raw materials	62	62	60	61
5153	Grain and field beans	9	6	8	6
5154	Livestock	9	10	9	10
5159	Farm-product raw materials, n.e.c.	44	46	43	45
516	Chemicals and allied products	300	297	281	284
5162	Plastics materials and basic forms and shapes	104	76	98	71
5169	Chemicals and allied products, n.e.c.	196	221	183	213
517	Petroleum and petroleum products	148	161	140	144
5171	Petroleum bulk stations and terminals	86	91	80	84
5172	Petroleum and petroleum products wholesalers, except bulk stations and terminals	62	70	60	60
518	Beer, wine, and distilled alcoholic beverages	80	80	75	72
5181	Beer and ale	33	31	32	28
5182	Wine and distilled alcoholic beverages	47	49	43	44
519	Miscellaneous nondurable goods	750	755	701	703
5191	Farm supplies	108	120	104	112
5192	Books, periodicals, and newspapers	148	128	137	121
5193	Flowers, nursery stock, and florists' supplies	91	67	87	65
5194	Tobacco and tobacco products	31	42	30	36
5198	Paints, varnishes and supplies	68	83	64	76
5199	Nondurable goods, n.e.c.	304	315	279	293

Publication Program

1992 CENSUS OF WHOLESALE TRADE

Publications of the 1992 Census of Wholesale Trade, containing data on wholesale trade establishments with payroll in the United States, are described below. Publications order forms for specific reports may be obtained from any Department of Commerce district office or from Data User Services Division, Customer Services, Bureau of the Census, Washington, DC 20233-8300. The first results were issued in press releases. Final detailed statistics are issued in separate paperbound reports and compact disc-read only memory (CD-ROM).

Final Reports

Geographic area series—52 reports (WC92-A-1 to -52)

A separate paperbound report containing data for establishments with payroll is published for each State, the District of Columbia, and the United States. Each report presents general statistics for establishments with payroll, on number of establishments, sales, payroll, employment, operating expenses, and inventories. At the State level, data also are presented separately for the following types of wholesale operations: merchant wholesalers; manufacturers' sales branches and offices; and agents, brokers, and commission merchants. Less type-of-operation detail is shown below the State level. For States, MA's, and counties and places with 200 wholesale establishments or more, statistics are presented by kind of business. Greater kind-of-business detail is shown for larger areas. In addition, data are shown for all places with 2,500 inhabitants or more and all counties (with no kind-of-business detail). For each State, the District of Columbia, and the United States, 1992 data are provided on sales and employees per establishment, sales and payroll per employee, payroll as a percent of operating expenses, and operating expenses and end-of-year inventories as percentages of sales. Comparative statistics showing percent changes in sales and payroll between 1987 and 1992 also are shown by kind of business.

Subject series—4 reports (WC92-S-1 to -4)

The *Establishment and Firm Size* report (WC92-S-1) presents data for establishments with payroll, based on size of establishment, size of company or firm, and legal form of organization. Establishment statistics are presented by sales size and by employment size; statistics for firms by sales size (including concentration by largest firms), by employment size, and by number of establishments operated (single units and multiunits). Statistics are presented by kind of business on the number of establishments, sales, payroll, and employment for the United States.

The *Measures of Value Produced, Capital Expenditures, Depreciable Assets, and Operating Expenses* report (WC92-S-2) presents data on measures of value produced, capital expenditures, depreciable assets, and operating expenses for firms with payroll

for the United States by major kinds of business. Measures of value produced include gross margin, value added, and net income produced at market prices and factor costs. Operating expenses include annual payroll, supplemental labor costs, purchased services, etc. Sales, purchases, and beginning and ending inventories data also are provided.

The *Commodity Line Sales* report (WC92-S-3) presents data on major categories of commodities sold by wholesale kinds of business for the United States. Data for 15 selected MA's and 15 selected States will be available on electronic media only. Tables present data for each kind of business and show, for each commodity line, the number of establishments handling the line and their sales of the line; the percentage of total sales of the kind of business accounted for by each of the lines carried; and, for establishments actually handling a specific line, the percentage of total sales represented by sales of that line. Summary statistics also are provided for the broad commodity line categories, including counts of establishments and the amount and percentage of the line sold by various kinds of wholesale businesses.

The *Miscellaneous Subjects* report (WC92-S-4) contains data by kind of business on employment by principal activity; sales by class of customer; inventory valuation methods; commissions and gross selling value of business conducted for others by agents and brokers; gross margins, gross profits, and their components; and on petroleum bulk stations and terminals. Data are presented for the United States as a whole; for petroleum bulk stations and terminals, States, and counties.

Electronic Media

All data included in the printed reports are available on CD-ROM. The CD-ROM's provide the same information found in the final reports as well as additional information not published in the final reports, such as commodity line sales data for States (WC92-S-3). Electronic media products are available for users who wish to summarize, rearrange, or process large amounts of data. These products, with corresponding technical documentation, are sold by Data User Services Division, Customer Services, Bureau of the Census, Washington, DC 20233-8300.

OTHER ECONOMIC CENSUS REPORTS

Data on retail trade, service industries, transportation, communications, utilities, financial, insurance, real estate, construction industries, manufactures, mineral industries, enterprise statistics, minority-owned business enterprises, and women-owned businesses also are available from the 1992 Economic Census. A separate series of reports covers the census of outlying areas: Puerto Rico, Virgin Islands of the United States, Guam, and the Northern Marianas. Separate announcements describing these reports are available free of charge from Data User Services Division, Customer Services, Bureau of the Census, Washington, DC 20233-8300.