


1992 Census of Wholesale Trade

WC92-A-19

GEOGRAPHIC AREA SERIES

Louisiana



1992 Census of Wholesale Trade

WC92-A-19

GEOGRAPHIC AREA SERIES

Louisiana

+



+



U.S. Department of Commerce
Ronald H. Brown, Secretary
David J. Barram, Deputy Secretary

Economics and Statistics Administration
Everett M. Ehrlich, Under Secretary
for Economic Affairs

BUREAU OF THE CENSUS
Martha Farnsworth Riche, Director

Acknowledgments

Many persons participated in the various activities of the 1992 Census of Wholesale Trade. The overall planning and review of the census operations were performed by the Economic Census Staff of the Economic Planning and Coordination Division.

This report was prepared in the Services Division. **Bobby E. Russell**, Assistant Chief for Census Programs, was responsible for the overall planning, management, and coordination of the census of wholesale trade. Planning and implementation were under the direction of **John R. Trimble**, Chief, Wholesale Census Branch, with primary staff assistance by **Steven L. Barron**, **John L. Vignali**, **Gary E. Swenson**, **Scott P. Handmaker**, **Daniel C. Collier**, **Barbara A. Collier**, **Cary L. Fletcher**, **Dennis R. Johnson**, and **Karen K. Sigmon**.

Systems and procedures for mailout, receipt, correspondence, data input, industry classification, other clerical processing, administrative record processing, quality control, and the associated electronic computer programs, were developed in the Economic Planning and Coordination Division.

Mailout preparation and receipt operations, clerical and analytical review activities, data keying, and geocoding review were performed by the staff of the Data Preparation Division, **Judith N. Petty**, Chief.

Geographic coding procedures and associated computer programs were developed by the staff of the Geography Division.

The computer processing systems were developed and coordinated in the Economic Statistical Methods and Programming Division, **Charles P. Pautler, Jr.**, Chief. **H. Ray Dennis**, Assistant Chief for Business Programs, was responsible for the design and implementation of the computer systems. The computer programs were prepared under the supervision of **Steven G. McCraith**, Chief, Utilities and Financial Census Branch, and **William C. Wester**, Chief, Business Census Branch, assisted by **Dennis P. Kelly**, **Barbara L. Lambert**, **Josephine S. McLaughlin**, **William D. McClain**, **David Wang**, and **David L. Sipes**.

Computer processing was performed in the Computer Services Division, **Marvin D. Raines**, Chief.

The staff of the Administrative and Publications Services Division, **Walter C. Odom**, Chief, performed planning, design, composition, editorial review, and printing planning and procurement for publications and report forms. **Gladys Rea** provided publication coordination and editing.

Special acknowledgment is also due the many businesses whose cooperation has contributed to the publication of these data.

If you have any questions concerning the statistics in this report, call 301-457-2725.



**Economics and Statistics
Administration**

Everett M. Ehrlich, Under Secretary
for Economic Affairs



BUREAU OF THE CENSUS

Martha Farnsworth Riche, Director
Harry A. Scarr, Deputy Director

Paula J. Schneider, Principal Associate
Director for Programs

Thomas L. Mesenbourg, Acting Associate
Director for Economic Programs

Thomas L. Mesenbourg, Assistant Director
for Economic Programs

**ECONOMIC PLANNING AND COORDINATION
DIVISION**

John P. Govoni, Chief

SERVICES DIVISION

Carole A. Ambler, Chief

Introduction to the Economic Census

PURPOSES AND USES OF THE ECONOMIC CENSUS

The economic census is the major source of facts about the structure and functioning of the Nation's economy. It provides essential information for government, business, industry, and the general public.

The economic census furnishes an important part of the framework for such composite measures as the gross domestic product, input/output measures, production and price indexes, and other statistical series that measure short-term changes in economic conditions.

Policymaking agencies of the Federal Government use the data, especially in monitoring economic activity and providing assistance to business.

State and local governments use the data to assess business activities and tax bases within their jurisdictions and to develop programs to attract business.

Trade associations study trends in their own and competing industries and keep their members informed of market changes.

Individual businesses use the data to locate potential markets and to analyze their own production and sales performance relative to industry or area averages.

AUTHORITY AND SCOPE

Title 13 of the United States Code (sections 131, 191, and 224) directs the Census Bureau to take the economic census every 5 years, covering years ending in 2 and 7. The 1992 Economic Census consists of the following eight censuses:

- Census of Retail Trade
- Census of Wholesale Trade
- Census of Service Industries
- Census of Financial, Insurance, and Real Estate Industries
- Census of Transportation, Communications, and Utilities
- Census of Manufactures
- Census of Mineral Industries
- Census of Construction Industries

Special programs also cover enterprise statistics and minority-owned and women-owned businesses. (The 1992 Census of Agriculture and 1992 Census of Governments are conducted separately.) The next economic census is scheduled to be taken in 1998 covering the year 1997.

AVAILABILITY OF THE DATA

The results of the economic census are available in printed reports for sale by the U.S. Government Printing Office and on compact discs for sale by the Census Bureau. Order forms for all types of products are available on request from Customer Services, Bureau of the Census, Washington, DC 20233-8300. A more complete description of publications being issued from this census is on the inside back cover of this document.

Census facts are also widely disseminated by trade associations, business journals, and newspapers. Volumes containing census statistics are available in most major public and college libraries. Finally, State data centers in every State as well as business and industry data centers in many States also supply economic census statistics.

WHAT'S NEW IN 1992

The 1992 Economic Census covers more of the economy than any previous census. New for 1992 are data on communications, utilities, finance, insurance, and real estate, as well as coverage of more transportation industries. The economic, agriculture, and governments censuses now collectively cover nearly 98 percent of all economic activity.

Among other changes, new 1992 definitions affect the boundaries of about a third of all metropolitan areas. Also, the Survey of Women-Owned Businesses has now been expanded to include all corporations.

HISTORICAL INFORMATION

The economic census has been taken as an integrated program at 5-year intervals since 1967 and before that for 1963, 1958, and 1954. Prior to that time, the individual subcomponents of the economic census were taken separately at varying intervals.

The economic census traces its beginnings to the 1810 Decennial Census, when questions on manufacturing were included with those for population. Coverage of economic activities was expanded for 1840 and subsequent censuses to include mining and some commercial activities. In 1902, Congress established a permanent Census Bureau and directed that a census of manufactures be taken every 5 years. The 1905 Manufactures Census was the first time a census was taken apart from the regular every-10-year population census.

The first census of business was taken in 1930, covering 1929. Initially it covered retail and wholesale trade and construction industries, but it was broadened in 1933 to include some of the service trades.

The 1954 Economic Census was the first census to be fully integrated—providing comparable census data across economic sectors, using consistent time periods, concepts, definitions, classifications, and reporting units. It was the first census to be taken by mail, using lists of firms provided by the administrative records of other Federal agencies. Since 1963, administrative records also have been used to provide basic statistics for very small firms, reducing or eliminating the need to send them census questionnaires. The Enterprise Statistics Program, which publishes combined data from the economic census, was made possible with the implementation of the integrated census program in 1954.

The range of industries covered in the economic censuses has continued to expand. The census of construction industries began on a regular basis in 1967, and the scope of service industries was broadened in 1967, 1977, and 1987. The census of transportation began in 1963 as a set of surveys covering travel, transportation of commodities, and trucks, but expanded in 1987 to cover business establishments in several transportation industries. For 1992, these statistics are incorporated into a broadened census of transportation, communications, and utilities. Also new for 1992 is the census of financial, insurance, and real estate industries. This is part of a gradual expansion in coverage of industries previously subjected to government regulation.

The Survey of Minority-Owned Business Enterprises was first conducted as a special project in 1969 and was incorporated into the economic census in 1972 along with the Survey of Women-Owned Businesses.

An economic census has also been taken in Puerto Rico since 1909, in the Virgin Islands of the United States and Guam since 1958, and in the Commonwealth of the Northern Mariana Islands since 1982.

Statistical reports from the 1987 and earlier censuses provide historical figures for the study of long-term time series and are available in some large libraries. All of the census data published since 1967 are still available for sale on microfiche from the Census Bureau.

AVAILABILITY OF MORE FREQUENT ECONOMIC DATA

While the census provides complete enumerations every 5 years, there are many needs for more frequent data as well. The Census Bureau conducts a number of monthly, quarterly, and annual surveys, with the results appearing in publication series such as Current Business Reports (retail and wholesale trade and service industries), the Annual Survey of Manufactures, Current Industrial Reports, and the Quarterly Financial Report. Most of these surveys, while providing more frequent observations, yield less kind-of-business and geographic detail than the census. The County Business Patterns program offers annual statistics on the number of establishments, employment, and payroll classified by industry within each county.

SOURCES FOR MORE INFORMATION

More information about the scope, coverage, classification system, data items, and publications for each of the economic censuses and related surveys is published in the *Guide to the 1992 Economic Census and Related Statistics*. More information on the methodology, procedures, and history of the census will be published in the *History of the 1992 Economic Census*. Contact Customer Services for information on availability.

Census of Wholesale Trade

GENERAL

The 1992 Census of Wholesale Trade, part of the 1992 Economic Census, covered wholesale trade as defined in the *Standard Industrial Classification Manual: 1987*¹ (SIC). It included all establishments with one or more paid employees primarily engaged in selling merchandise to retailers; other wholesalers; or industrial, commercial, institutional, farm, or professional users. Companies selling products to which they have title, as well as those acting as agents or brokers in buying or selling merchandise to others, are included. The census excluded governmental organizations classified in the covered industries except for wholesale liquor establishments operated by State and local governments.

The basic tabulations in this report do not include data for establishments which are "auxiliary" (primary function is providing a service, such as warehouses) to other establishments within the same organization. Data for auxiliaries are presented in a subsequent report issued as part of the 1992 Enterprise Statistics reports.

Wholesale firms without employees are excluded from the census. In the census of retail trade, the sales of firms with no paid employees are derived from administrative records of other Federal agencies rather than from a direct canvass. These sources proved impractical for wholesale firms without paid employees. In the census of wholesale trade, the sales value is the gross volume of business conducted. Firms which operated wholly or partly on a commission basis must provide both the gross volume of business conducted and commission receipts on census forms. Agents and brokers do not report to other Federal agencies the gross selling value of goods. Moreover, administrative records make no distinction between commission receipts and sales of products by wholesalers.

Appendix A gives a more detailed explanation of census coverage and methodology.

CENSUS DISCLOSURE RULES

In accordance with Federal law governing census reports, no data are published that would disclose the operations of an individual establishment or business. However, the number of establishments in a kind-of-business

classification is not considered a disclosure, therefore, this information may be released even though other information is withheld.

GEOGRAPHIC AREAS COVERED

This report series presents data for the following areas:

1. The United States as a whole.
2. Each State and the District of Columbia
3. Each consolidated metropolitan statistical area (CMSA) and primary metropolitan statistical area (PMSA) defined by the Office of Management and Budget (OMB) as of June 30, 1993. A CMSA is an area used to facilitate the presentation and analysis of data for large concentrations of metropolitan populations. It includes two or more contiguous PMSA's which have a population of at least 1,000,000² and which meet specific criteria of urban character and of social and economic integration.
4. Each metropolitan statistical area (MSA) defined by the OMB as of June 30, 1993. An MSA is an integrated economic and social unit with a population nucleus of at least 50,000 inhabitants.² Each MSA consists of one or more counties meeting standards of metropolitan character; in New England, cities and towns rather than counties are the component geographic units.
5. The area within the State outside metropolitan areas (MA's).
6. Each county or county equivalent.³ Counties are the primary divisions of States, except in Louisiana where they are called parishes and in Alaska where they are called boroughs and census areas. Maryland, Missouri, Nevada, and Virginia have one place or more that is independent of any county organization and constitutes primary divisions of their States. These places are treated as counties and as places.
7. Each consolidated city.³ Consolidated cities are consolidated governments which consists of separately incorporated municipalities.
8. Each municipality of 2,500 inhabitants or more incorporated as a city, borough, village, or town.^{2 3}

¹*Standard Industrial Classification Manual: 1987*. For sale by Superintendent of Documents, U.S. Government Printing Office, Washington, DC 20402. Stock No. 041-001-00314-2.

²According to 1990 Census of Population or subsequent special census.

³Those defined as of January 1, 1992.

For the economic census, boroughs and census areas in Alaska, and boroughs in New York, are not included in this category.

9. Special economic urban areas (SEUA's), which include townships in Michigan, New Jersey, and Pennsylvania and towns in New York, Wisconsin, and the six New England States with 10,000 inhabitants or more.⁴

DOLLAR VALUES

All dollar values presented in this report are expressed in current dollars, i.e., 1992 data are expressed in 1992 dollars and 1987 data in 1987 dollars. Consequently, when making comparisons to prior years, users of the data should consider the inflation that has occurred

RELIABILITY OF DATA

All data compiled in this report originated from either census questionnaires or administrative records of other Federal agencies and, therefore, are not subject to sampling errors. However, the data are subject to nonsampling errors. Nonsampling errors can be attributed to many sources: inability to identify all cases in the actual universe; definition and classification difficulties; differences in the interpretation of questions; errors in recording or coding the data obtained; and other errors of collection, response, coverage, and estimation for missing or misreported data.

The accuracy of these tabulated data is determined by the joint effects of the various nonsampling errors. No direct measurement of these effects has been obtained except for estimation for missing or misreported data; however, precautionary steps were taken in all phases of the collection, processing, and tabulation of the data in an effort to minimize the effects of nonsampling errors.

The Census Bureau obtains on computer tape limited information extracted from administrative records of other Federal agencies. This information is used in conjunction with other information available to the Census Bureau to develop estimates for nonemployers, small employers, and other establishments for which responses were not received in time for publication. For an indication of the extent that data included in these reports were obtained from the administrative records of other Federal agencies and from estimation, rather than reports directly from respondents, see appendix E. Also, see appendix A for a more detailed explanation of census coverage and methodology.

SPECIAL TABULATIONS

Special tabulations of data collected in the 1992 Census of Wholesale Trade may be obtained, depending on availability of time and personnel, on diskette, computer tape,

⁴According to 1990 Census of Population or subsequent special census.

or in tabular form. The data will be in summary form and subject to the same rules prohibiting disclosure of confidential information (including name, address, kind of business, or other data for individual business establishments or companies) as are the regular publications.

Special tabulations are prepared on a cost basis. A request for a cost estimate, as well as exact specifications on the type and format of the data to be provided, should be directed to the Chief, Services Division, Bureau of the Census, Washington, DC 20233.

To discuss a special tabulation before submitting specifications, call 1-800-541-8345.

ABBREVIATIONS AND SYMBOLS

The following abbreviations and symbols are used in this publication:

–	Represents zero.
(D)	Withheld to avoid disclosing data for individual companies; data are included in broader kind-of-business totals.
(IC)	Independent city.
(NA)	Not available.
(NC)	Not comparable.
(X)	Not applicable.
CMSA	Consolidated metropolitan statistical area.
MA	Metropolitan area.
MSA	Metropolitan statistical area.
n.e.c.	Not elsewhere classified.
PMSA	Primary metropolitan statistical area.
pt.	Part.
r	Revised.
SEUA	Standard economic urban area.
SIC	Standard Industrial Classification.

The following symbols are used in this publication to show employment size ranges for employment data that has been withheld to avoid disclosing data for individual companies (employment size range codes are provided for the first time in the 1992 Economic Census):

Symbol	Employment size
AA	0—19
BB	20—99
CC	100—249
EE	250—499
FF	500—999
GG	1,000—2,499
HH	2,500—4,999
II	5,000—9,999
JJ	10,000—24,999
KK	25,000—49,999
LL	50,000—99,999
MM	100,000 or more

Users' Guide for Locating Statistics in This Report by Table Number

Information shown in tables	Table									
	1	2	3	4	5	6	7	8	9	10
GEOGRAPHIC AREAS										
The State	X	X	X						X	X
Metropolitan Areas (MA's) in the State.....							X			
Area of the State not in any MA								X		
Counties in the State				X						X
Places in the State				² X	¹ X	¹ X			² X	
DATA ITEMS³										
Establishments.....	X		X	⁴ X	⁴ X	⁴ X	⁴ X	⁴ X		
Sales	X		X	⁴ X	⁴ X	⁴ X	⁴ X	⁴ X	X	X
Annual payroll	X		X	⁴ X	⁴ X	⁴ X	⁴ X	⁴ X		
First-quarter payroll.....	X									
Paid employees for pay period including March 12, 1992	X		X	⁵ X	⁵ X	⁵ X	⁵ X	⁵ X		
Inventories	X									
Operating expenses	X									
Sales per establishment.....		X								
Sales per employee		X								
Annual payroll per employee.....		X								
Annual payroll as a percent of operating expenses.....		X								
Employees per establishment.....		X								
Operating expenses as a percent of sales		X								
End-of-year inventories as a percent of sales....		X								
1987 to 1992 comparative statistics (sales, payroll, etc.).....			X							
Counties ranked by volume of sales										X
Places ranked by volume of sales.....									² X	

¹Includes areas with 200 wholesale establishments or more.

²Includes places with 2,500 inhabitants or more, according to the 1990 Census of Population.

³See Explanation of Terms, appendix A.

⁴Manufacturers' sales branches and offices, and agents, brokers, and commission merchants are combined and displayed as "other types of operation."

⁵Presented for total and merchant wholesalers only.

Users' Guide for Locating Statistics in the 1992 Census of Wholesale Trade Reports

Report and geographic area	Information shown in reports by kind of business or industry category										
	Number of establishments	Sales (\$1,000)	Payroll (\$1,000)	Number of employees	Inventories (\$1,000)	Operating expenses (\$1,000)	Commodity line sales (\$1,000)	Sales size and employment size ¹	Legal form of organization	Petroleum bulk stations and terminals	Selected topics
GEOGRAPHIC AREA SERIES											
United States	X	X	X	X	X	X	X				
State	X	X	X	X	X	X	X				
MA	X	X	X	X	X						
County	X	X	X	X	X						
Place	X	X	X	X	X						
ESTABLISHMENT AND FIRM SIZE (INCLUDING LEGAL FORM OF ORGANIZATION)											
United States	X	X	² X	² X	² X	² X		X	X		
MEASURES OF VALUE PRODUCED, CAPITAL EXPENDITURES, DEPRECIABLE ASSETS, AND OPERATING EXPENSES											
United States ²		X	X		X	X			X		³ X
COMMODITY LINE SALES											
United States	X	X					X				
State ⁴	X	X					X				
MA ⁴	X	X					X				
MISCELLANEOUS SUBJECTS											
United States	X	X	X	X	X	X				X	⁵ X
State						X				X	
County						X				X	

¹Establishments and firms.

²Merchant wholesalers only.

³Value produced, capital expenditures, depreciable assets, and selected operating expenses detail.

⁴Available on CD ROM only.

⁵Class of customer; employment by principal activity; detailed type of operation; inventory detail; commissions of agents and brokers; and gross margins, gross profits, and their components of merchant wholesalers.

Contents

Louisiana

[Page numbers listed here omit the prefix that appears as part of the number of each page]

	Page
Introduction to the Economic Census	III
Census of Wholesale Trade	V
Users' Guide for Locating Statistics in This Report by Table Number	VII
Users' Guide for Locating Statistics in the 1992 Census of Wholesale Trade Reports ...	VIII
Summary of Findings	2

FIGURES

1. Percent of Wholesale Sales by Type of Operation: 1992 and 1987	3
2. Wholesale Sales by Industry Group: 1992 and 1987	4
3. Wholesale Employment by Industry Group: 1992 and 1987	5
Maps	6

TABLES

1. Summary Statistics for the State: 1992	7
2. Selected Ratios for the State: 1992	11
3. Comparative Statistics for the State: 1992 and 1987	14
4. Summary Statistics for Parishes and for Places With 2,500 Inhabitants or More: 1992	17
5. Summary Statistics for Places With 200 Establishments or More: 1992	20
6. Summary Statistics for Parishes With 200 Establishments or More: 1992	24
7. Summary Statistics for Metropolitan Areas: 1992	32
8. Summary Statistics for the Area Outside Metropolitan Areas: 1992	39
9. Places With 2,500 Inhabitants or More Ranked by Volume of Sales: 1992	40
10. Parishes Ranked by Volume of Sales: 1992	41

APPENDIXES

A. General Explanation	A-1
B. Sample Report Form and Instructions	B-1
C. Kind-of-Business Titles and Reporting-Form Numbers	C-1
D. Metropolitan Areas	D-1
E. Percent of Sales Data Based on Administrative Records and Estimation for the State: 1992	E-1
F. Geographic Notes	F-1
G. Establishments in Business Any Time During Year and Establishments in Business at End of Year for the State: 1992 and 1987	G-1

Publication Program Inside back cover

Summary of Findings

Louisiana had 7,347 wholesale establishments in 1992 with \$37.3 billion in sales. This represents a 3.9 percent decrease in wholesale establishments and a 18.5 percent increase in sales over 1987 according to the 1992 Census of Wholesale Trade conducted by the Bureau of the Census, U.S. Department of Commerce.

Merchant wholesalers accounted for 85.8 percent or 6,303 of the total establishments and 68.4 percent or \$25.5 billion of the total sales in 1992 compared with 84.2 percent of the establishments and 63.3 percent of the sales in 1987. Manufacturers' sales branches and offices with 638 establishments and \$9.4 billion in sales and agents, brokers, and commission merchants with 406 establishments and \$2.4 billion in sales made up the rest of the wholesale trade total in 1992.

Grain and field beans wholesalers were the largest group of wholesalers by kind of business in terms of sales with \$6.2 billion followed by petroleum bulk stations and terminals with \$4.7 billion and industrial machinery and equipment wholesalers with \$1.8 billion. Out of 69 kind of business groups, these three accounted for 34.2 percent of the total sales in the State.

Annual payroll for all wholesalers in the State was up from \$1.7 billion in 1987 to \$2.0 billion in 1992. Merchant wholesalers had annual payroll of \$1.6 billion in 1992 while manufacturers' sales branches and offices recorded \$334.5 million and agents, brokers, and commission merchants had \$66.9 million.

Employment by all wholesalers in Louisiana as of mid-March 1992 was 81,251, an increase of .9 percent since 1987. Merchant wholesalers with 68,838 employees accounted for 84.7 percent of the total wholesale employment in 1992 compared with 83.0 percent in 1987.

Inventories of \$2.3 billion were held at wholesale establishments in the State at the end of 1992. Merchant wholesalers held 85.6 percent of these inventories while manufacturers' sales branches and sales offices held 14.1 percent and agent, brokers, and commission merchants held .3 percent. Inventories of all wholesalers increased during 1992 by 1.7 percent while those of merchant wholesalers increased .3 percent.

Payroll per employee in the State averaged \$24.5 thousand for all wholesalers in 1992, an increase of 19.6 percent since 1987. Merchant wholesalers averaged \$23.1 thousand per employee while manufacturers' sales branches and offices was \$33.9 thousand and agents, brokers, and commission merchants were \$26.3 thousand in 1992.

Annual payroll as a percent of operating expenses for all wholesalers increased from 47.8 percent in 1987 to 48.7 percent in 1992. The ratio for merchant wholesalers was 49.1 percent; for manufacturers' sales branches and offices it was 46.4 percent; and for agents, brokers and commission merchants it was 52.8 percent.

Figure 1. Percent of Wholesale Sales by Type of Operation: 1992 and 1987

(Percents may not add to 100 because of rounding. For meaning of abbreviations and symbols, see introductory text)

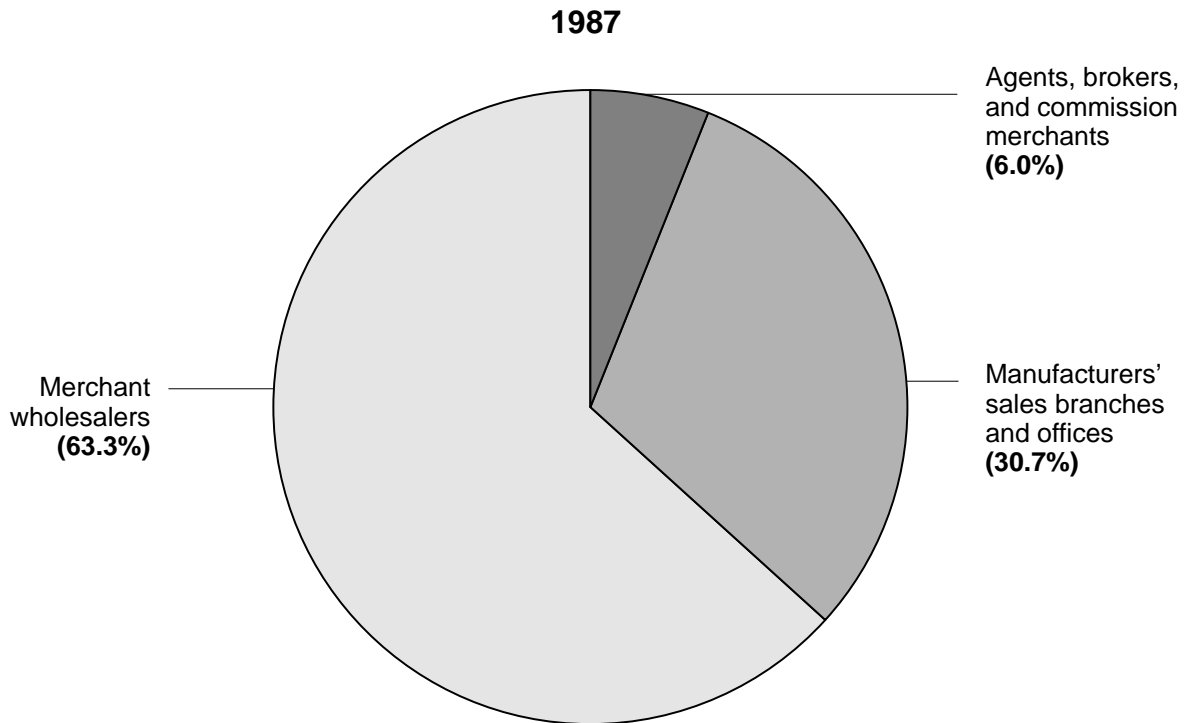
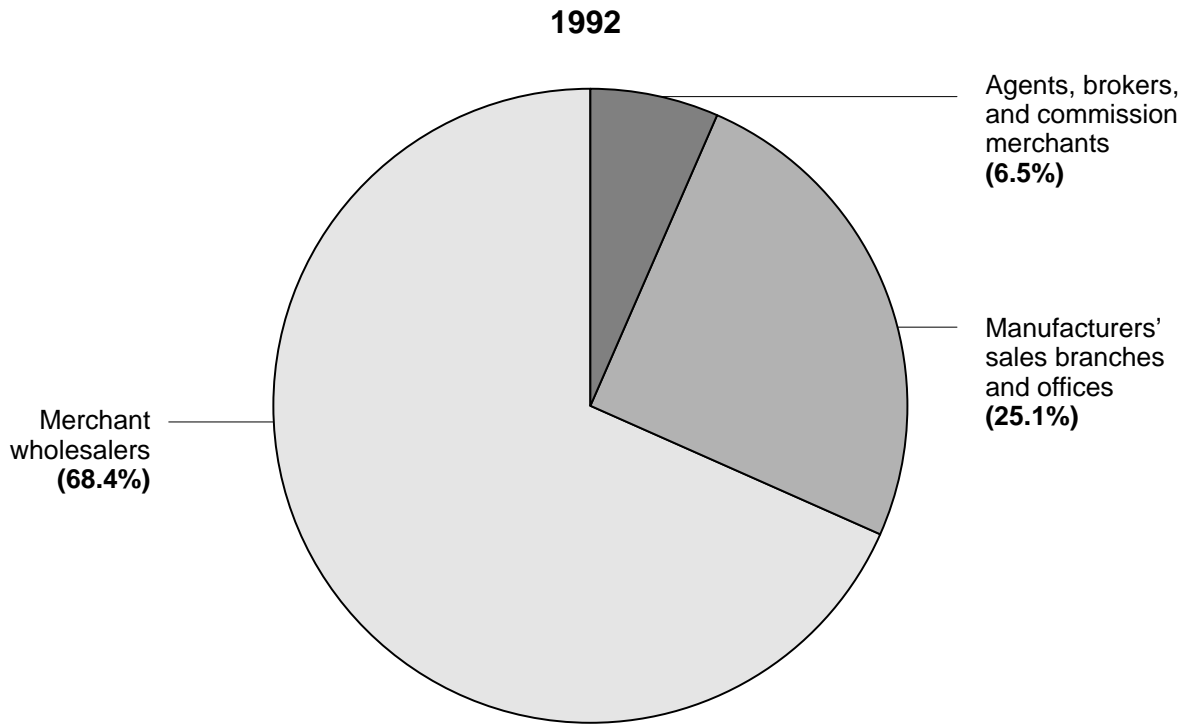



Figure 2. **Wholesale Sales by Industry Group: 1992 and 1987**
(Millions of dollars. For meaning of abbreviations
and symbols, see introductory text)

1992 
1987 

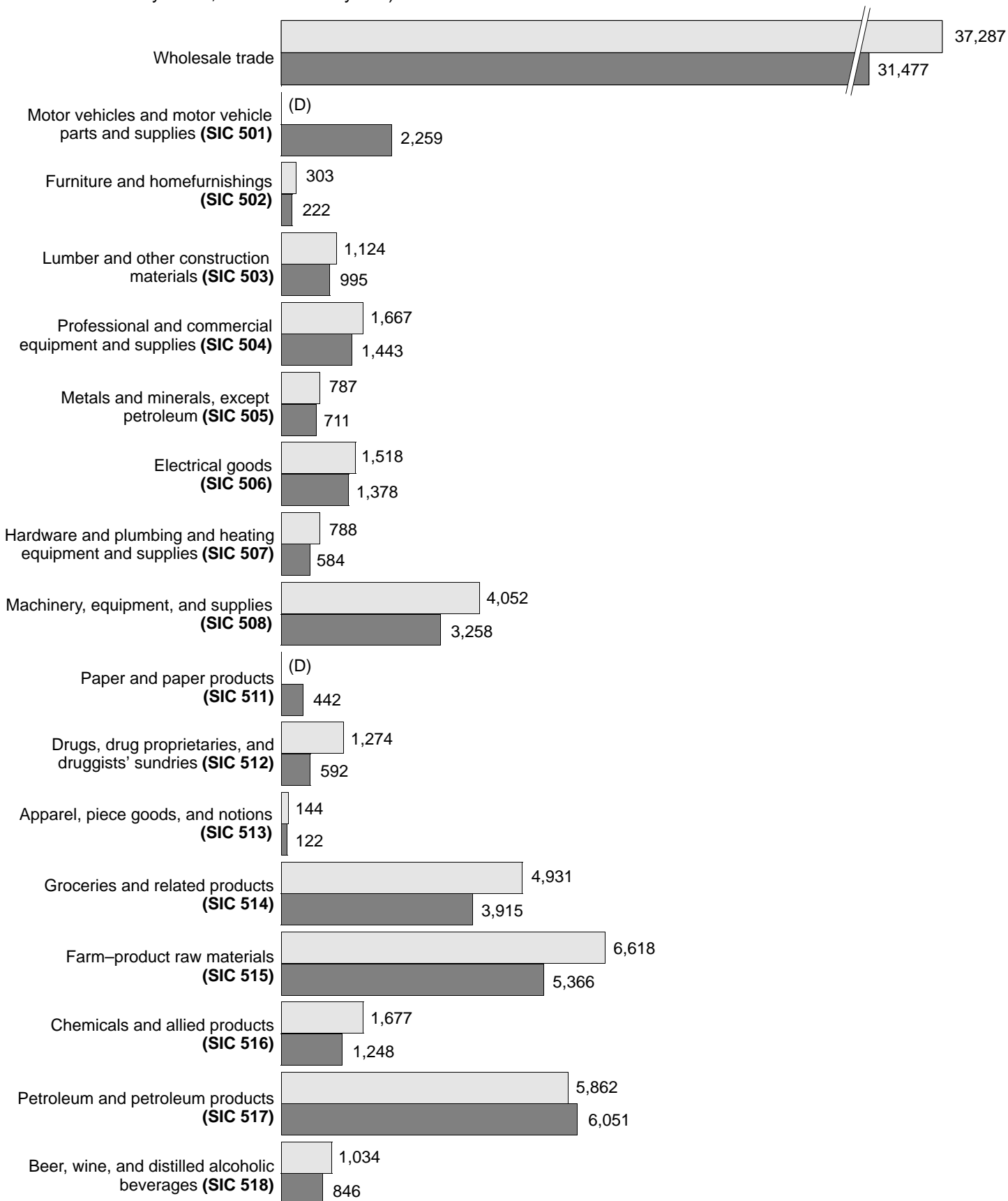


Figure 3. **Wholesale Employment by Industry Group: 1992 and 1987**
 (Number. For meaning of abbreviations and symbols, see introductory text)

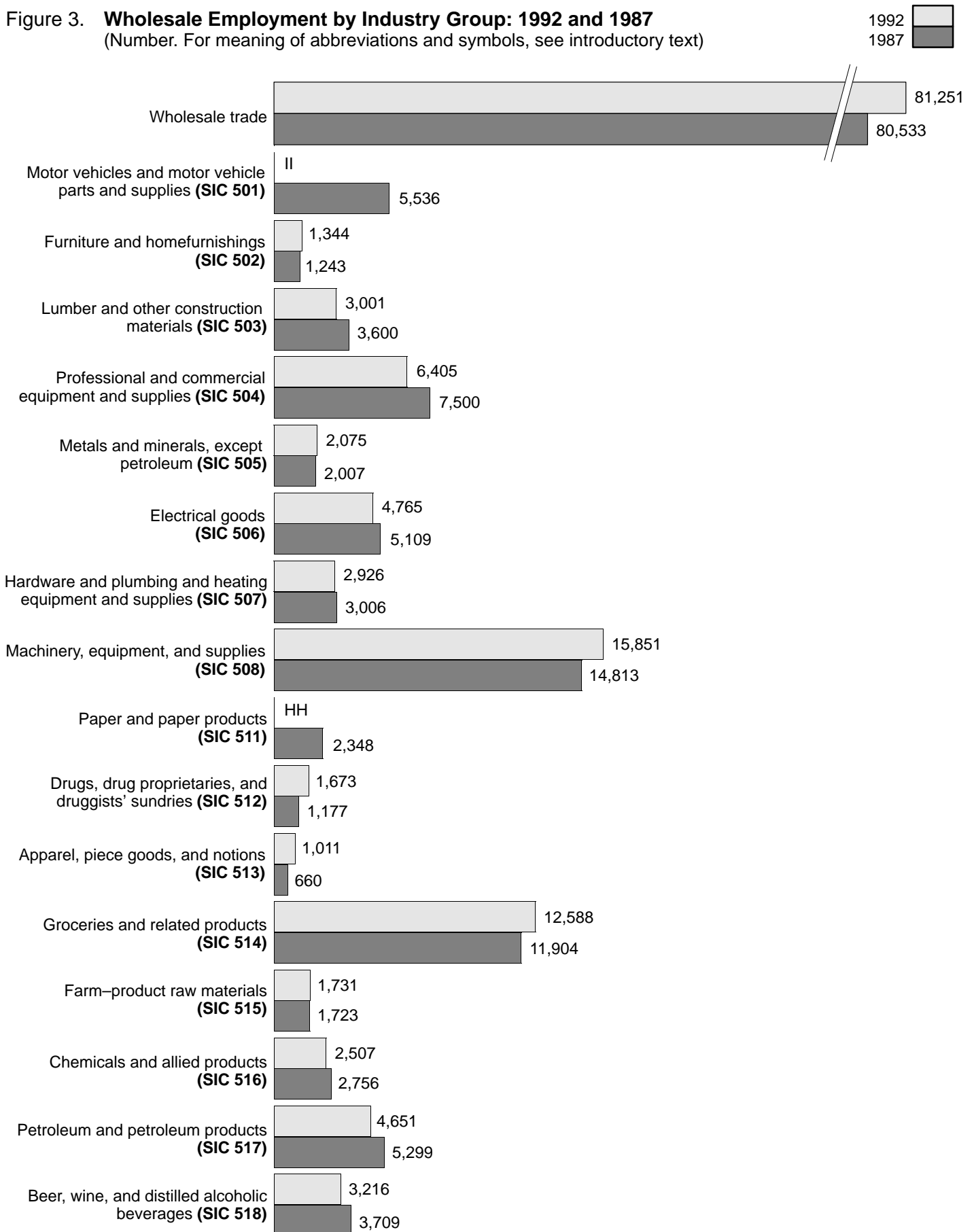




Table 1. Summary Statistics for the State: 1992 —Con.

[For meaning of abbreviations and symbols, see introductory text. For explanation of terms and comparability of 1987 and 1992 censuses, see appendix A]

Table with 10 columns: SIC code, Type of operation and kind of business, Establishments (number), Sales (\$1,000), Annual payroll (\$1,000), First-quarter payroll (\$1,000), Paid employees for pay period including March 12 (number), Operating expenses (\$1,000), End-of-1991 inventories (\$1,000), and End-of-1992 inventories (\$1,000). Rows include sections for Merchant wholesalers and Durables.

WHOLESALE TRADE—GEOGRAPHIC AREA SERIES

TIPS [UPF] BATCH_801 [UCFB,D_SIPES] UFCEN 12/19/94 1:18 PM MACHINE: EPCV23 DATA:W_LA_TIPS.DAT;1 12/16/94 13:07:00 TAPE: NReel FRAME: 3 TSF:W_LA_TIPS92.DAT;1 12/16/94 13:08:26 UTF:W_LA_TIPS93.DAT;1 12/16/94 13:08:26 META:W_LA_TIPS96.DAT;1 12/16/94 13:10:31

Table 1. **Summary Statistics for the State: 1992** —Con.

[For meaning of abbreviations and symbols, see introductory text. For explanation of terms and comparability of 1987 and 1992 censuses, see appendix A]

SIC code	Type of operation and kind of business	Estab-lish-ments (number)	Sales (\$1,000)	Annual payroll (\$1,000)	First-quarter payroll (\$1,000)	Paid employees for pay period including March 12 (number)	Operating expenses (\$1,000)	End-of-1991 inventories (\$1,000)	End-of-1992 inventories (\$1,000)
TYPES OF OPERATION BY KIND OF BUSINESS									
— Con.									
Manufacturers' sales branches and sales offices — Con.									
50	Durable goods — Con.								
507	Hardware, and plumbing and heating equipment and supplies	10	23 834	2 871	830	67	4 659	2 491	2 303
508	Machinery, equipment, and supplies	199	751 498	63 476	16 746	1 703	113 749	70 817	64 461
509	Miscellaneous durable goods	3	(D)	(D)	(D)	AA	(D)	(D)	(D)
51	Nondurable goods	259	6 368 989	150 250	36 909	5 067	372 939	150 643	186 962
511	Paper and paper products	20	38 740	3 628	974	123	7 078	2 247	1 703
512	Drugs, drug proprietaries, and druggists' sundries	5	(D)	(D)	(D)	CC	(D)	(D)	(D)
513	Apparel, piece goods, and notions	1	(D)	(D)	(D)	BB	(D)	(D)	(D)
514	Groceries and related products	68	1 199 018	59 382	13 560	2 412	139 664	33 649	40 128
515	Farm-product raw materials	—	—	—	—	—	—	—	—
516	Chemicals and allied products	71	1 139 654	38 554	10 163	936	78 325	19 881	19 103
517	Petroleum and petroleum products	48	2 613 395	21 355	5 132	610	77 776	67 024	103 636
518	Beer, wine, and distilled alcoholic beverages	5	249 888	11 182	3 093	403	32 068	5 086	3 968
519	Miscellaneous nondurable goods	41	(D)	(D)	(D)	EE	(D)	(D)	(D)
	Agents, brokers, and commission merchants	406	2 409 082	66 947	15 629	2 544	126 827	6 959	6 255
50	Durable goods	248	1 278 486	41 266	9 658	1 142	78 260	4 214	3 871
501	Motor vehicles and motor vehicle parts and supplies	7	(D)	(D)	(D)	BB	(D)	(D)	(D)
502	Furniture and homefurnishings	13	(D)	(D)	(D)	BB	(D)	(D)	(D)
503	Lumber and other construction materials	7	14 229	470	90	19	1 354	136	172
504	Professional and commercial equipment and supplies	23	74 255	3 825	929	79	8 159	780	751
505	Metals and minerals, except petroleum	4	29 144	580	128	13	1 146	—	—
506	Electrical goods	50	280 674	9 767	2 405	255	18 165	485	511
507	Hardware, and plumbing and heating equipment and supplies	31	210 057	4 201	941	142	8 580	70	88
508	Machinery, equipment, and supplies	96	456 403	18 584	4 212	494	32 659	2 211	2 006
509	Miscellaneous durable goods	17	(D)	(D)	(D)	BB	(D)	(D)	(D)
51	Nondurable goods	158	1 130 596	25 681	5 971	1 402	48 567	2 745	2 384
511	Paper and paper products	14	(D)	(D)	(D)	CC	(D)	(D)	(D)
512	Drugs, drug proprietaries, and druggists' sundries	3	(D)	(D)	(D)	AA	(D)	(D)	(D)
513	Apparel, piece goods, and notions	11	(D)	(D)	(D)	BB	(D)	(D)	(D)
514	Groceries and related products	68	772 703	15 641	3 781	712	27 864	261	187
515	Farm-product raw materials	21	130 323	1 909	452	353	5 158	445	138
516	Chemicals and allied products	14	112 682	2 169	453	46	4 341	359	258
517	Petroleum and petroleum products	11	30 945	871	200	55	1 736	—	—
518	Beer, wine, and distilled alcoholic beverages	—	—	—	—	—	—	—	—
519	Miscellaneous nondurable goods	16	(D)	(D)	(D)	BB	(D)	(D)	(D)

Table 3. Comparative Statistics for the State: 1992 and 1987 — Con.

[For meaning of abbreviations and symbols, see introductory text. For explanation of terms and comparability of 1987 and 1992 censuses, see appendix A]

SIC code	Type of operation and kind of business	Establishments		Sales			Annual payroll			Paid employees for pay period including March 12	
		1992 (number)	1987 (number)	1992 (\$1,000)	1987 (\$1,000)	Percent change 1987 to 1992	1992 (\$1,000)	1987 (\$1,000)	Percent change 1987 to 1992	1992 (number)	1987 (number)
	Merchant wholesalers — Con.										
51	Nondurable goods	2 234	2 236	16 974 690	13 055 797	30.0	623 823	516 141	20.9	28 965	28 647
511	Paper and paper products	199	188	407 949	320 153	27.4	50 372	40 470	24.5	2 441	2 143
5111	Printing and writing paper	24	30	(D)	(D)	(D)	(D)	(D)	(D)	EE	EE
5112	Stationery and office supplies	131	104	200 624	(D)	(D)	28 589	(D)	(D)	1 548	GG
5113	Industrial and personal service paper	44	54	(D)	123 159	(D)	(D)	12 792	(D)	EE	671
512	Drugs, drug proprietaries, and druggists' sundries	93	69	1 101 998	(D)	(D)	46 467	(D)	(D)	1 523	GG
5122	Drugs, drug proprietaries, and druggists' sundries	93	69	1 101 998	(D)	(D)	46 467	(D)	(D)	1 523	GG
513	Apparel, piece goods, and notions	74	51	122 501	94 199	30.0	15 197	9 555	59.0	958	611
5131	Piece goods, notions, and other dry goods	24	16	(D)	24 223	(D)	(D)	4 029	(D)	CC	204
5136	Men's and boys' clothing and furnishings	24	16	66 813	(D)	(D)	9 445	(D)	(D)	616	CC
5137	Women's, children's, and infants' clothing and accessories	25	16	(D)	24 713	(D)	(D)	(D)	(D)	CC	137
5139	Footwear	1	3	(D)	(D)	(D)	(D)	(D)	(D)	AA	BB
514	Groceries and related products	595	579	2 959 156	2 422 913	22.1	178 124	147 567	20.7	9 464	9 315
5141	Groceries, general line	67	67	1 095 657	524 611	108.9	51 232	28 601	79.1	1 993	1 551
5142	Packaged frozen foods	52	38	407 307	209 341	94.6	24 484	15 117	62.0	1 284	925
5143	Dairy products, except dried or canned	34	30	211 241	61 717	242.3	10 558	7 330	44.0	465	423
5144	Poultry and poultry products	8	13	(D)	(D)	(D)	(D)	(D)	(D)	CC	CC
5145	Confectionery	33	37	32 077	(D)	(D)	4 111	(D)	(D)	244	EE
5146	Fish and seafoods	183	155	261 963	260 805	.4	15 016	15 073	-.4	1 780	1 692
5147	Meats and meat products	38	53	194 091	218 421	-11.1	12 019	13 990	-14.1	669	871
5148	Fresh fruits and vegetables	46	53	243 152	384 011	-36.7	16 496	17 611	-6.3	831	1 090
5149	Groceries and related products, n.e.c.	134	133	(D)	675 191	(D)	(D)	42 688	(D)	GG	2 295
515	Farm-product raw materials	101	85	6 487 263	5 178 230	25.3	35 110	32 440	8.2	1 378	1 335
5153	Grain and field beans	69	63	6 222 058	5 088 570	22.3	32 169	30 438	5.7	1 133	1 097
5154	Livestock	6	4	(D)	2 318	(D)	(D)	393	(D)	BB	77
5159	Farm-product raw materials, n.e.c.	26	18	(D)	87 342	(D)	(D)	1 609	(D)	CC	161
516	Chemicals and allied products	198	214	424 901	345 831	22.9	41 174	38 638	6.6	1 525	1 603
5162	Plastics materials and basic forms and shapes	22	26	47 100	45 244	4.1	5 029	4 607	9.2	225	239
5169	Chemicals and allied products, n.e.c.	176	188	377 801	300 587	25.7	36 145	34 031	6.2	1 300	1 364
517	Petroleum and petroleum products	381	419	3 217 448	2 461 006	30.7	96 911	88 076	10.0	3 986	4 498
5171	Petroleum bulk stations and terminals	305	336	2 548 396	1 808 521	40.9	78 509	69 651	12.7	3 275	3 600
5172	Petroleum and petroleum products wholesalers, except bulk stations and terminals	76	83	669 052	652 485	2.5	18 402	18 425	-1	711	898
518	Beer, wine, and distilled alcoholic beverages	79	90	783 837	705 568	11.1	72 647	65 275	11.3	2 813	3 333
5181	Beer and ale	50	50	(D)	(D)	(D)	(D)	(D)	(D)	GG	GG
5182	Wine and distilled alcoholic beverages	29	40	(D)	(D)	(D)	(D)	(D)	(D)	GG	GG
519	Miscellaneous nondurable goods	514	541	1 469 637	(D)	(D)	87 821	(D)	(D)	4 877	HH
5191	Farm supplies	265	291	649 007	(D)	(D)	37 817	(D)	(D)	2 081	GG
5192	Books, periodicals, and newspapers	26	20	65 650	48 506	35.3	6 307	5 269	19.7	428	408
5193	Flowers, nursery stock, and florists' supplies	45	38	(D)	(D)	(D)	(D)	(D)	(D)	EE	EE
5194	Tobacco and tobacco products	34	34	(D)	(D)	(D)	(D)	(D)	(D)	GG	FF
5198	Paints, varnishes, and supplies	32	38	24 599	(D)	(D)	4 084	(D)	(D)	193	EE
5199	Nondurable goods, n.e.c.	112	120	(D)	79 821	(D)	(D)	9 212	(D)	FF	623
	Manufacturers' sales branches and sales offices	638	750	9 363 736	9 660 310	-3.1	334 526	314 867	6.2	9 869	10 772
50	Durable goods	379	444	2 994 747	3 602 624	-16.9	184 276	197 560	-6.7	4 802	6 252
501	Motor vehicles and motor vehicle parts and supplies	21	17	766 166	(D)	(D)	7 032	(D)	(D)	259	CC
502	Furniture and homefurnishings	2	4	(D)	(D)	(D)	(D)	(D)	(D)	AA	AA
503	Lumber and other construction materials	31	37	181 025	153 014	18.3	8 657	8 215	5.4	360	357
504	Professional and commercial equipment and supplies	48	71	800 519	837 738	-4.4	76 340	99 346	-23.2	1 678	2 879
505	Metals and minerals, except petroleum	20	18	85 126	(D)	(D)	5 675	(D)	(D)	175	CC
506	Electrical goods	45	64	377 046	359 001	5.0	19 817	21 854	-9.3	541	707
507	Hardware, and plumbing and heating equipment and supplies	10	21	23 834	(D)	(D)	2 871	(D)	(D)	67	CC
508	Machinery, equipment, and supplies	199	209	751 498	737 249	1.9	63 476	52 818	20.2	1 703	1 766
509	Miscellaneous durable goods	3	3	(D)	(D)	(D)	(D)	(D)	(D)	AA	AA
51	Nondurable goods	259	306	6 368 989	6 057 686	5.1	150 250	117 307	28.1	5 067	4 520
511	Paper and paper products	20	21	38 740	(D)	(D)	3 628	(D)	(D)	123	CC
512	Drugs, drug proprietaries, and druggists' sundries	5	2	(D)	(D)	(D)	(D)	(D)	(D)	CC	BB
513	Apparel, piece goods, and notions	1	1	(D)	(D)	(D)	(D)	(D)	(D)	BB	AA
514	Groceries and related products	68	66	1 199 018	883 505	35.7	59 382	42 806	38.7	2 412	1 728
515	Farm-product raw materials	-	-	-	-	-	-	-	-	-	-
516	Chemicals and allied products	71	104	1 139 654	873 635	30.4	38 554	32 502	18.6	936	1 087
517	Petroleum and petroleum products	48	62	2 613 395	3 552 575	-26.4	21 355	19 127	11.6	610	764
518	Beer, wine, and distilled alcoholic beverages	5	3	249 888	(D)	(D)	11 182	(D)	(D)	403	EE
519	Miscellaneous nondurable goods	41	47	(D)	473 696	(D)	(D)	8 650	(D)	EE	408
	Agents, brokers, and commission merchants	406	460	2 409 082	1 890 961	27.4	66 947	55 237	21.2	2 544	2 925
50	Durable goods	248	298	1 278 486	923 176	38.5	41 266	33 632	22.7	1 142	1 401
501	Motor vehicles and motor vehicle parts and supplies	7	9	(D)	39 003	(D)	(D)	754	(D)	BB	53
502	Furniture and homefurnishings	13	17	(D)	22 919	(D)	(D)	883	(D)	BB	51
503	Lumber and other construction materials	7	13	14 229	35 317	-59.7	470	759	-38.1	19	39
504	Professional and commercial equipment and supplies	23	19	74 255	25 277	193.8	3 825	1 515	152.5	79	83
505	Metals and minerals, except petroleum	4	12	29 144	(D)	(D)	580	(D)	(D)	13	BB
506	Electrical goods	50	66	280 674	223 890	25.4	9 767	8 391	16.4	255	332

Table 3. Comparative Statistics for the State: 1992 and 1987 — Con.

[For meaning of abbreviations and symbols, see introductory text. For explanation of terms and comparability of 1987 and 1992 censuses, see appendix A]

SIC code	Type of operation and kind of business	Establishments		Sales			Annual payroll			Paid employees for pay period including March 12	
		1992 (number)	1987 (number)	1992 (\$1,000)	1987 (\$1,000)	Percent change 1987 to 1992	1992 (\$1,000)	1987 (\$1,000)	Percent change 1987 to 1992	1992 (number)	1987 (number)
	Agents, brokers, and commission merchants — Con.										
50	Durable goods — Con.										
507	Hardware, and plumbing and heating equipment and supplies	31	31	210 057	(D)	(D)	4 201	(D)	(D)	142	CC
508	Machinery, equipment, and supplies	96	108	456 403	310 922	46.8	18 584	13 072	42.2	494	504
509	Miscellaneous durable goods	17	23	(D)	(D)	(D)	(D)	(D)	(D)	BB	BB
51	Nondurable goods	158	162	1 130 596	967 785	16.8	25 681	21 605	18.9	1 402	1 524
511	Paper and paper products	14	13	(D)	(D)	(D)	(D)	(D)	(D)	CC	BB
512	Drugs, drug proprietaries, and druggists' sundries	3	2	(D)	(D)	(D)	(D)	(D)	(D)	AA	AA
513	Apparel, piece goods, and notions	11	11	(D)	(D)	(D)	(D)	(D)	(D)	BB	BB
514	Groceries and related products	68	68	772 703	608 488	27.0	15 641	13 717	14.0	712	861
515	Farm-product raw materials	21	26	130 323	187 468	-30.5	1 909	2 155	-11.4	353	388
516	Chemicals and allied products	14	16	112 682	28 623	293.7	2 169	1 506	44.0	46	66
517	Petroleum and petroleum products	11	7	30 945	37 900	-18.4	871	532	63.7	55	37
518	Beer, wine, and distilled alcoholic beverages	-	3	-	(D)	(D)	-	(D)	(D)	-	AA
519	Miscellaneous nondurable goods	16	16	(D)	(D)	(D)	(D)	(D)	(D)	BB	BB

Table 4. Summary Statistics for Parishes and for Places With 2,500 Inhabitants or More: 1992

[For meaning of abbreviations and symbols, see introductory text. For explanation of terms and comparability of 1987 and 1992 censuses, see appendix A. For information on geographic areas followed by ▲, see appendix F]

Geographic area	Establishments (number)	Sales (\$1,000)	Annual payroll (\$1,000)	Paid employees for pay period including March 12 (number)	Merchant wholesalers			Other operating types		
					Establishments (number)	Sales (\$1,000)	Annual payroll (\$1,000)	Paid employees for pay period including March 12 (number)	Establishments (number)	Sales (\$1,000)
Louisiana.....	7 347	37 287 195	1 993 586	81 251	6 303	25 514 377	1 592 113	68 838	1 044	11 772 818
Acadia Parish	80	312 514	16 421	1 018	75	192 053	15 061	973	5	120 461
Church Point	10	107 088	3 040	187	9	(D)	(D)	CC	1	(D)
Crowley	35	67 324	8 175	527	32	(D)	(D)	FF	3	(D)
Eunice (part) ▲	1	(D)	(D)	AA	1	(D)	(D)	AA	-	-
Rayne	16	42 668	2 017	149	16	42 668	2 017	149	-	-
Balance of parish	18	(D)	(D)	CC	17	42 202	2 324	123	1	(D)
Allen Parish	20	27 208	2 411	153	20	27 208	2 411	153	-	-
Oakdale	6	8 736	383	31	6	8 736	383	31	-	-
Balance of parish	14	18 472	2 028	122	14	18 472	2 028	122	-	-
Ascension Parish	99	281 398	21 452	899	90	(D)	(D)	FF	9	(D)
Donaldsonville	13	32 066	2 095	129	13	32 066	2 095	129	-	-
Gonzales	43	84 526	7 932	351	40	(D)	(D)	EE	3	(D)
Balance of parish	43	164 806	11 425	419	37	(D)	(D)	EE	6	(D)
Assumption Parish	19	18 388	1 291	182	18	(D)	(D)	CC	1	(D)
Avoyelles Parish	37	81 483	3 877	272	36	(D)	(D)	EE	1	(D)
Bunkie	10	(D)	(D)	BB	9	(D)	(D)	BB	1	(D)
Marksville	4	1 030	138	7	4	1 030	138	7	-	-
Balance of parish	23	(D)	(D)	CC	23	(D)	(D)	CC	-	-
Beauregard Parish	33	54 910	3 047	159	32	(D)	(D)	CC	1	(D)
De Ridder (part) ▲	23	(D)	(D)	CC	22	(D)	(D)	CC	1	(D)
Balance of parish	10	(D)	(D)	BB	10	(D)	(D)	BB	-	-
Bienville Parish	16	234 168	3 825	57	10	15 965	674	26	6	218 203
Arcadia	9	103 087	2 604	16	6	(D)	(D)	AA	3	(D)
Balance of parish	7	131 081	1 221	41	4	(D)	(D)	BB	3	(D)
Bossier Parish	99	751 797	27 039	1 058	87	(D)	(D)	FF	12	(D)
Bossier City	71	707 201	22 911	871	62	642 777	21 998	820	9	64 424
Shreveport (part) ▲	9	(D)	(D)	CC	6	(D)	(D)	BB	3	(D)
Balance of parish	19	(D)	(D)	BB	19	(D)	(D)	BB	-	-
Caddo Parish	585	2 856 711	170 969	6 789	487	1 972 148	131 576	5 570	98	884 563
Shreveport (part) ▲	530	(D)	(D)	II	437	(D)	(D)	II	93	(D)
Vivian	3	6 087	511	41	3	6 087	511	41	-	-
Balance of parish	52	(D)	(D)	EE	47	(D)	(D)	EE	5	(D)
Calcasieu Parish	287	915 844	66 802	2 851	263	651 122	59 818	2 581	24	264 722
De Quincy	5	(D)	(D)	BB	4	7 135	651	47	1	(D)
Iowa	3	(D)	(D)	AA	3	(D)	(D)	AA	-	-
Lake Charles	194	555 279	48 780	2 144	178	463 598	44 515	1 955	16	91 681
Sulphur	37	70 420	6 739	258	36	(D)	(D)	EE	1	(D)
Vinton	3	6 608	352	28	3	6 608	352	28	-	-
Westlake	14	62 823	3 127	100	12	(D)	(D)	BB	2	(D)
Balance of parish	31	119 492	6 162	231	27	(D)	(D)	CC	4	(D)
Caldwell Parish	9	10 728	422	26	9	10 728	422	26	-	-
Cameron Parish	22	239 847	2 492	117	15	(D)	(D)	BB	7	(D)

Table 4. Summary Statistics for Parishes and for Places With 2,500 Inhabitants or More: 1992—Con.

[For meaning of abbreviations and symbols, see introductory text. For explanation of terms and comparability of 1987 and 1992 censuses, see appendix A. For information on geographic areas followed by ▲, see appendix F]

Geographic area	Estab-lish-ments (number)	Sales (\$1,000)	Annual payroll (\$1,000)	Paid employees for pay period including March 12 (number)	Merchant wholesalers			Other operating types		
					Estab-lish-ments (number)	Sales (\$1,000)	Annual payroll (\$1,000)	Paid employees for pay period including March 12 (number)	Estab-lish-ments (number)	Sales (\$1,000)
Louisiana—Con.										
Catahoula Parish	19	100 224	3 485	190	19	100 224	3 485	190	—	—
Jonesville	13	63 064	2 779	158	13	63 064	2 779	158	—	—
Balance of parish	6	37 160	706	32	6	37 160	706	32	—	—
Claiborne Parish	23	108 710	3 288	198	22	(D)	(D)	CC	1	(D)
Haynesville	5	(D)	(D)	BB	5	(D)	(D)	BB	—	—
Homer	12	85 560	1 660	94	11	(D)	(D)	BB	1	(D)
Balance of parish	6	(D)	(D)	BB	6	(D)	(D)	BB	—	—
Concordia Parish	20	79 150	2 972	162	20	79 150	2 972	162	—	—
Ferriday	8	30 302	1 131	56	8	30 302	1 131	56	—	—
Vidalia	6	(D)	(D)	BB	6	(D)	(D)	BB	—	—
Balance of parish	6	(D)	(D)	BB	6	(D)	(D)	BB	—	—
De Soto Parish	24	41 063	2 081	89	21	(D)	(D)	BB	3	(D)
Mansfield	11	19 414	836	37	11	19 414	836	37	—	—
Balance of parish	13	21 649	1 245	52	10	(D)	(D)	BB	3	(D)
East Baton Rouge Parish	858	3 977 098	287 898	10 501	715	2 229 715	225 754	8 844	143	1 747 383
Baker	11	35 562	2 668	105	11	35 562	2 668	105	—	—
Baton Rouge	635	2 854 982	226 524	8 444	537	1 625 930	178 273	7 116	98	1 229 052
Zachary	11	9 910	1 102	64	11	9 910	1 102	64	—	—
Balance of parish	201	1 076 644	57 604	1 888	156	558 313	43 711	1 559	45	518 331
East Carroll Parish	13	91 370	3 129	138	13	91 370	3 129	138	—	—
Lake Providence	10	(D)	(D)	CC	10	(D)	(D)	CC	—	—
Balance of parish	3	(D)	(D)	AA	3	(D)	(D)	AA	—	—
East Feliciana Parish	12	10 594	1 071	67	12	10 594	1 071	67	—	—
Jackson	1	(D)	(D)	AA	1	(D)	(D)	AA	—	—
Balance of parish	11	(D)	(D)	BB	11	(D)	(D)	BB	—	—
Evangeline Parish	29	35 998	2 691	175	29	35 998	2 691	175	—	—
Mamou	7	7 170	707	43	7	7 170	707	43	—	—
Ville Platte	14	22 236	1 543	100	14	22 236	1 543	100	—	—
Balance of parish	8	6 592	441	32	8	6 592	441	32	—	—
Franklin Parish	31	130 481	3 659	212	30	(D)	(D)	CC	1	(D)
Winnsboro	16	105 067	2 754	130	16	105 067	2 754	130	—	—
Balance of parish	15	25 414	905	82	14	(D)	(D)	BB	1	(D)
Grant Parish	8	(D)	(D)	BB	8	(D)	(D)	BB	—	—
Iberia Parish	127	251 460	27 416	1 341	114	213 180	23 969	1 226	13	38 280
Jeanerette	7	17 388	927	44	5	(D)	(D)	BB	2	(D)
New Iberia	93	206 037	22 549	1 110	84	182 753	20 876	1 047	9	23 284
Balance of parish	27	28 035	3 940	187	25	(D)	(D)	CC	2	(D)
Iberville Parish	32	187 244	5 469	223	29	52 206	3 630	175	3	135 038
Plaquemine	15	118 791	2 619	124	14	(D)	(D)	CC	1	(D)
Balance of parish	17	68 453	2 850	99	15	(D)	(D)	BB	2	(D)
Jackson Parish	11	24 039	1 182	51	10	(D)	(D)	BB	1	(D)
Jonesboro	4	3 752	140	10	4	3 752	140	10	—	—
Balance of parish	7	20 287	1 042	41	6	(D)	(D)	BB	1	(D)
Jefferson Parish	1 273	11 030 092	450 899	16 775	1 003	7 497 313	335 588	13 125	270	3 532 779
Gretna	51	170 877	12 108	520	47	166 901	11 759	501	4	3 976
Harahan	136	899 171	52 885	2 000	100	349 468	33 214	1 332	36	549 703
Kenner	175	842 022	47 415	1 702	141	400 735	30 726	1 293	34	441 287
Westwego	14	(D)	(D)	EE	12	(D)	(D)	EE	2	(D)
Balance of parish	897	(D)	(D)	JJ	703	(D)	(D)	II	194	(D)
Jefferson Davis Parish	45	193 729	9 725	457	43	(D)	(D)	EE	2	(D)
Jennings	16	20 052	2 331	138	16	20 052	2 331	138	—	—
Lake Arthur	4	19 899	926	29	4	19 899	926	29	—	—
Welsh	9	17 316	2 382	142	9	17 316	2 382	142	—	—
Balance of parish	16	136 462	4 086	148	14	(D)	(D)	CC	2	(D)
Lafayette Parish	526	1 998 845	166 007	6 442	441	1 556 847	128 008	5 375	85	441 998
Broussard	60	184 367	19 101	674	46	116 295	13 877	533	14	68 072
Carencro	6	(D)	(D)	BB	4	(D)	(D)	BB	2	(D)
Lafayette	389	1 651 248	125 479	4 983	330	1 362 725	102 932	4 325	59	288 523
Scott	9	31 692	5 741	172	8	(D)	(D)	BB	1	(D)
Balance of parish	62	(D)	(D)	FF	53	(D)	(D)	EE	9	(D)
Lafourche Parish	119	316 731	17 100	961	110	184 659	13 330	762	9	132 072
Lockport	4	821	245	24	4	821	245	24	—	—
Thibodaux	45	122 474	8 530	447	43	(D)	(D)	EE	2	(D)
Balance of parish	70	193 436	8 325	490	63	(D)	(D)	EE	7	(D)
La Salle Parish	17	101 181	2 991	143	17	101 181	2 991	143	—	—
Jena	8	(D)	(D)	BB	8	(D)	(D)	BB	—	—
Balance of parish	9	(D)	(D)	BB	9	(D)	(D)	BB	—	—
Lincoln Parish	42	143 525	14 631	619	40	(D)	(D)	FF	2	(D)
Grambling	—	—	—	—	—	—	—	—	—	—
Ruston	31	(D)	(D)	FF	29	(D)	(D)	FF	2	(D)
Balance of parish	11	(D)	(D)	CC	11	(D)	(D)	CC	—	—
Livingston Parish	49	61 190	7 099	251	46	(D)	(D)	CC	3	(D)
Denham Springs	21	42 659	4 955	132	21	42 659	4 955	132	—	—
Walker	8	4 886	1 178	53	8	4 886	1 178	53	—	—
Balance of parish	20	13 645	966	66	17	(D)	(D)	BB	3	(D)
Madison Parish	19	85 837	3 854	217	19	85 837	3 854	217	—	—
Tallulah	13	57 178	3 150	177	13	57 178	3 150	177	—	—
Balance of parish	6	28 659	704	40	6	28 659	704	40	—	—

Table 4. Summary Statistics for Parishes and for Places With 2,500 Inhabitants or More: 1992—Con.

[For meaning of abbreviations and symbols, see introductory text. For explanation of terms and comparability of 1987 and 1992 censuses, see appendix A. For information on geographic areas followed by ▲, see appendix F]

Geographic area	Estab- lish- ments (number)	Sales (\$1,000)	Annual payroll (\$1,000)	Paid employees for pay period including March 12 (number)	Merchant wholesalers			Other operating types		
					Estab- lish- ments (number)	Sales (\$1,000)	Annual payroll (\$1,000)	Paid employees for pay period including March 12 (number)	Estab- lish- ments (number)	Sales (\$1,000)
Louisiana—Con.										
Morehouse Parish	26	73 072	5 382	241	26	73 072	5 382	241	—	—
Bastrop	14	30 666	3 168	146	14	30 666	3 168	146	—	—
Balance of parish	12	42 406	2 214	95	12	42 406	2 214	95	—	—
Natchitoches Parish	32	176 382	3 735	208	30	(D)	(D)	CC	2	(D)
Natchitoches	28	(D)	(D)	CC	26	(D)	(D)	CC	2	(D)
Balance of parish	4	(D)	(D)	AA	4	(D)	(D)	AA	—	—
Orleans Parish	618	3 336 947	200 176	7 655	515	1 535 535	157 710	6 612	103	1 801 412
New Orleans	618	3 336 947	200 176	7 655	515	1 535 535	157 710	6 612	103	1 801 412
Ouachita Parish	284	1 201 875	76 971	3 133	250	1 004 776	68 471	2 829	34	197 099
Monroe	169	754 015	58 246	2 309	146	597 532	51 383	2 083	23	156 483
West Monroe	67	87 952	9 786	469	62	70 546	9 333	455	5	17 406
Balance of parish	48	359 908	8 939	355	42	336 698	7 755	291	6	23 210
Plaquemines Parish	106	222 427	22 312	870	94	(D)	(D)	FF	12	(D)
Pointe Coupee Parish	21	86 431	2 683	178	20	(D)	(D)	CC	1	(D)
New Roads	14	43 511	1 932	143	13	(D)	(D)	CC	1	(D)
Balance of parish	7	42 920	751	35	7	42 920	751	35	—	—
Rapides Parish	216	568 266	41 771	2 009	197	509 145	38 178	1 847	19	59 121
Alexandria	135	430 051	28 744	1 340	120	382 785	25 845	1 209	15	47 266
Ball	1	(D)	(D)	AA	—	—	—	—	1	(D)
Pineville	20	35 604	3 996	224	18	(D)	(D)	CC	2	(D)
Balance of parish	60	(D)	(D)	EE	59	(D)	(D)	EE	1	(D)
Red River Parish	11	12 199	840	79	11	12 199	840	79	—	—
Richland Parish	34	152 452	5 077	251	31	(D)	(D)	CC	3	(D)
Delhi	13	43 679	1 689	102	12	(D)	(D)	BB	1	(D)
Rayville	14	87 418	2 225	102	13	(D)	(D)	CC	1	(D)
Balance of parish	7	21 355	1 163	47	6	(D)	(D)	BB	1	(D)
Sabine Parish	24	49 056	2 810	151	22	(D)	(D)	CC	2	(D)
Many	14	(D)	(D)	BB	12	(D)	(D)	BB	2	(D)
Balance of parish	10	(D)	(D)	BB	10	(D)	(D)	BB	—	—
St. Bernard Parish	61	342 098	5 504	293	52	(D)	(D)	EE	9	(D)
St. Charles Parish	80	1 496 696	49 148	1 577	55	1 206 571	22 836	868	25	290 125
St. Helena Parish	3	(D)	(D)	AA	3	(D)	(D)	AA	—	—
St. James Parish	18	370 197	8 491	240	14	187 581	5 929	162	4	182 616
Lutcher	1	(D)	(D)	AA	1	(D)	(D)	AA	—	—
Balance of parish	17	(D)	(D)	CC	13	(D)	(D)	CC	4	182 616
St. John the Baptist Parish	41	729 707	18 805	597	32	673 703	16 128	485	9	56 004
St. Landry Parish	124	356 397	18 912	1 128	115	279 359	18 359	1 079	9	77 038
Eunice (part) ▲	30	(D)	(D)	CC	26	(D)	(D)	CC	4	4 709
Opelousas	50	124 124	10 978	583	47	(D)	(D)	FF	3	(D)
Balance of parish	44	(D)	(D)	EE	42	(D)	(D)	EE	2	(D)
St. Martin Parish	52	130 006	8 742	721	43	68 423	5 962	646	9	61 583
Breaux Bridge	15	34 601	2 813	122	12	30 836	2 138	108	3	3 765
St. Martinville	15	19 087	1 244	211	15	19 087	1 244	211	—	—
Balance of parish	22	76 318	4 685	388	16	18 500	2 580	327	6	57 818
St. Mary Parish	126	472 465	22 386	990	116	317 308	19 621	913	10	155 157
Berwick	12	34 431	1 861	58	8	17 679	949	35	4	16 752
Franklin	11	22 743	1 694	82	11	22 743	1 694	82	—	—
Morgan City	71	151 228	12 337	605	70	(D)	(D)	FF	1	(D)
Patterson	2	(D)	(D)	AA	2	(D)	(D)	AA	—	—
Balance of parish	30	(D)	(D)	CC	25	(D)	(D)	CC	5	(D)
St. Tammany Parish	224	626 540	35 325	1 500	185	450 338	29 526	1 311	39	176 202
Covington	45	112 261	10 380	394	37	97 213	9 621	366	8	15 048
Mandeville	37	134 941	7 238	206	27	31 333	4 383	124	10	103 608
Slidell	61	304 260	10 078	531	49	261 077	8 260	463	12	43 183
Balance of parish	81	75 078	7 629	369	72	60 715	7 262	358	9	14 363
Tangipahoa Parish	111	533 131	26 932	1 499	98	480 498	23 997	1 287	13	52 633
Amite City	12	15 192	1 392	105	9	(D)	(D)	BB	3	(D)
Hammond	46	300 187	16 618	837	40	268 222	14 305	692	6	31 965
Ponchatoula	8	30 031	2 292	131	7	(D)	(D)	CC	1	(D)
Balance of parish	45	187 721	6 630	426	42	171 775	6 267	367	3	15 946
Tensas Parish	10	64 727	2 852	125	10	64 727	2 852	125	—	—
Terrebonne Parish	228	466 296	46 765	2 352	202	414 413	40 300	1 889	26	51 883
Houma	149	241 391	26 367	1 169	128	207 139	22 423	1 042	21	34 252
Balance of parish	79	224 905	20 398	1 183	74	207 274	17 877	847	5	17 631
Union Parish	15	24 591	2 856	161	14	(D)	(D)	CC	1	(D)
Farmerville	4	10 979	831	49	4	10 979	831	49	—	—
Balance of parish	11	13 612	2 025	112	10	(D)	(D)	CC	1	(D)
Vermilion Parish	88	275 833	12 145	712	83	(D)	(D)	FF	5	(D)
Abbeville	36	197 666	6 757	328	34	(D)	(D)	EE	2	(D)
Kaplan	6	11 147	852	44	6	11 147	852	44	—	—
Balance of parish	46	67 020	4 536	340	43	(D)	(D)	EE	3	(D)

Table 4. Summary Statistics for Parishes and for Places With 2,500 Inhabitants or More: 1992—Con.

[For meaning of abbreviations and symbols, see introductory text. For explanation of terms and comparability of 1987 and 1992 censuses, see appendix A. For information on geographic areas followed by ▲, see appendix F]

Geographic area	Estab-lish-ments (number)	Sales (\$1,000)	Annual payroll (\$1,000)	Paid employees for pay period including March 12 (number)	Merchant wholesalers			Other operating types		
					Estab-lish-ments (number)	Sales (\$1,000)	Annual payroll (\$1,000)	Paid employees for pay period including March 12 (number)	Estab-lish-ments (number)	Sales (\$1,000)
Louisiana—Con.										
Vernon Parish	30	48 004	3 593	194	28	(D)	(D)	CC	2	(D)
De Ridder (part) ▲	1	(D)	(D)	AA	1	(D)	(D)	AA	—	—
Leesville	22	29 063	2 774	151	20	(D)	(D)	CC	2	(D)
Newlano	—	—	—	—	—	—	—	—	—	—
Balance of parish	7	(D)	(D)	BB	7	(D)	(D)	BB	—	—
Washington Parish	40	58 844	4 304	281	40	58 844	4 304	281	—	—
Bogalusa	17	11 699	1 288	86	17	11 699	1 288	86	—	—
Franklinton	13	33 388	2 225	135	13	33 388	2 225	135	—	—
Balance of parish	10	13 757	791	60	10	13 757	791	60	—	—
Webster Parish	45	87 690	6 985	510	44	(D)	(D)	FF	1	(D)
Minden	22	(D)	(D)	EE	21	(D)	(D)	EE	1	(D)
Springhill	11	34 552	2 077	126	11	34 552	2 077	126	—	—
Balance of parish	12	(D)	(D)	BB	12	(D)	(D)	BB	—	—
West Baton Rouge Parish	39	492 712	15 551	557	34	353 846	12 296	481	5	138 866
Port Allen	29	347 360	12 697	465	24	208 494	9 442	389	5	138 866
Balance of parish	10	145 352	2 854	92	10	145 352	2 854	92	—	—
West Carroll Parish	12	25 063	1 319	61	12	25 063	1 319	61	—	—
West Feliciana Parish	8	19 476	960	36	8	19 476	960	36	—	—
Winn Parish	17	29 006	3 076	115	16	(D)	(D)	CC	1	(D)
Winnfield	8	11 097	1 774	52	8	11 097	1 774	52	—	—
Balance of parish	9	17 909	1 302	63	8	(D)	(D)	BB	1	(D)

Table 5. Summary Statistics for Places With 200 Establishments or More: 1992

[For meaning of abbreviations and symbols, see introductory text. For explanation of terms and comparability of 1987 and 1992 censuses, see appendix A. For information on geographic areas followed by ▲, see appendix F]

SIC code	Geographic area and kind of business	Estab-lish-ments (number)	Sales (\$1,000)	Annual payroll (\$1,000)	Paid employees for pay period including March 12 (number)	Merchant wholesalers			Other operating types		
						Estab-lish-ments (number)	Sales (\$1,000)	Annual payroll (\$1,000)	Paid employees for pay period including March 12 (number)	Estab-lish-ments (number)	Sales (\$1,000)
BATON ROUGE											
	Wholesale trade	635	2 854 982	226 524	8 444	537	1 625 930	178 273	7 116	98	1 229 052
50	Durable goods	473	1 349 644	158 205	5 638	408	1 039 556	130 604	5 002	65	310 088
501	Motor vehicles and motor vehicle parts and supplies	57	116 669	14 525	712	56	(D)	(D)	FF	1	(D)
5012	Automobiles and other motor vehicles	12	(D)	(D)	CC	12	(D)	(D)	CC	—	—
5013	Motor vehicle supplies and new parts	36	65 280	8 181	406	35	(D)	(D)	EE	1	(D)
5014	Tires and tubes	4	15 817	2 181	119	4	15 817	2 181	119	—	—
5015	Motor vehicle parts, used	5	(D)	(D)	BB	5	(D)	(D)	BB	—	—
502	Furniture and home furnishings	19	42 931	6 069	261	19	42 931	6 069	261	—	—
5021	Furniture	10	22 708	3 711	168	10	22 708	3 711	168	—	—
5023	Home furnishings	9	20 223	2 358	93	9	20 223	2 358	93	—	—
503	Lumber and other construction materials	30	97 482	9 043	341	28	(D)	(D)	EE	2	(D)
5031	Lumber, plywood, millwork, and wood panels	9	45 107	2 568	103	9	45 107	2 568	103	—	—
5032	Brick, stone, and related construction materials	6	11 111	1 197	66	5	(D)	(D)	AA	1	(D)
5033	Roofing, siding, and insulation materials	7	15 962	1 728	46	7	15 962	1 728	46	—	—
5039	Construction materials, n.e.c.	8	25 302	3 550	126	7	(D)	(D)	CC	1	(D)
504	Professional and commercial equipment and supplies	70	184 148	31 336	959	62	(D)	(D)	FF	8	(D)
5043	Photographic equipment and supplies	3	(D)	(D)	BB	3	(D)	(D)	BB	—	—
5044	Office equipment	15	37 137	9 652	286	14	(D)	(D)	CC	1	(D)
5045	Computers and computer peripheral equipment and software	21	82 406	13 640	334	17	33 651	4 143	175	4	48 755
5046	Commercial equipment, n.e.c.	6	(D)	(D)	BB	6	(D)	(D)	BB	—	—
5047	Medical, dental, and hospital equipment and supplies	9	24 307	2 710	117	9	24 307	2 710	117	—	—
5048	Ophthalmic goods	7	1 795	327	39	6	(D)	(D)	BB	1	(D)
5049	Professional equipment and supplies, n.e.c.	9	(D)	(D)	CC	7	17 220	2 528	82	2	(D)
505	Metals and minerals, except petroleum	13	74 821	5 653	156	13	74 821	5 653	156	—	—
5051	Metals service centers and offices	13	74 821	5 653	156	13	74 821	5 653	156	—	—
5052	Coal and other minerals and ores	—	—	—	—	—	—	—	—	—	—
506	Electrical goods	60	193 213	18 763	632	45	137 325	15 744	553	15	55 888
5063	Electrical apparatus and equipment, wiring supplies, and construction materials	40	144 577	10 693	375	27	(D)	(D)	EE	13	(D)
5064	Electrical appliances, television and radio sets	2	(D)	(D)	BB	2	(D)	(D)	BB	—	—
5065	Electronic parts and equipment, n.e.c.	18	(D)	(D)	CC	16	(D)	(D)	CC	2	(D)

Table 5. Summary Statistics for Places With 200 Establishments or More: 1992 —Con.

[For meaning of abbreviations and symbols, see introductory text. For explanation of terms and comparability of 1987 and 1992 censuses, see appendix A. For information on geographic areas followed by ▲, see appendix F]

SIC code	Geographic area and kind of business	Establishments (number)	Sales (\$1,000)	Annual payroll (\$1,000)	Paid employees for pay period including March 12 (number)	Merchant wholesalers				Other operating types	
						Establishments (number)	Sales (\$1,000)	Annual payroll (\$1,000)	Paid employees for pay period including March 12 (number)	Establishments (number)	Sales (\$1,000)
BATON ROUGE—Con.											
50	Durable goods—Con.										
507	Hardware, and plumbing and heating equipment and supplies -----	31	114 495	10 856	435	28	103 123	10 602	429	3	11 372
5072	Hardware -----	9	32 805	5 598	229	8	(D)	(D)	CC	1	(D)
5074	Plumbing and heating equipment and supplies (hydronics) -----	11	49 739	3 319	117	10	(D)	(D)	CC	1	(D)
5075	Warm air heating and air-conditioning equipment and supplies -----	9	(D)	(D)	BB	8	(D)	(D)	BB	1	(D)
5078	Refrigeration equipment and supplies -----	2	(D)	(D)	AA	2	(D)	(D)	AA	—	—
508	Machinery, equipment, and supplies -----	165	455 214	55 619	1 761	131	301 988	46 766	1 545	34	153 226
5082	Construction and mining (except petroleum) machinery and equipment -----	7	60 192	7 272	232	7	60 192	7 272	232	—	—
5083	Farm and garden machinery and equipment -----	10	(D)	(D)	BB	8	8 442	1 149	50	2	(D)
5084	Industrial machinery and equipment -----	58	142 349	12 668	381	36	51 838	7 570	264	22	90 511
5085	Industrial supplies -----	69	204 487	28 875	857	61	164 199	26 326	797	8	40 288
5087	Service establishment equipment and supplies -----	16	(D)	(D)	CC	14	(D)	(D)	CC	2	(D)
5088	Transportation equipment and supplies, except motor vehicles -----	5	(D)	(D)	AA	5	(D)	(D)	AA	—	—
509	Miscellaneous durable goods -----	28	70 671	6 341	381	26	(D)	(D)	EE	2	(D)
5091	Sporting and recreational goods and supplies -----	4	(D)	(D)	CC	3	37 096	1 518	135	1	(D)
5092	Toys and hobby goods and supplies -----	2	(D)	(D)	AA	2	(D)	(D)	AA	—	—
5093	Scrap and waste materials -----	12	(D)	(D)	CC	11	22 824	3 558	154	1	(D)
5094	Jewelry, watches, precious stones, and precious metals -----	4	(D)	(D)	AA	4	(D)	(D)	AA	—	—
5099	Durable goods, n.e.c. -----	6	(D)	(D)	BB	6	(D)	(D)	BB	—	—
51	Nondurable goods -----	162	1 505 338	68 319	2 806	129	586 374	47 669	2 114	33	918 964
511	Paper and paper products -----	23	72 039	10 095	484	20	(D)	(D)	EE	3	(D)
5111	Printing and writing paper -----	2	(D)	(D)	BB	2	(D)	(D)	BB	—	—
5112	Stationery and office supplies -----	20	(D)	(D)	EE	17	(D)	(D)	EE	3	(D)
5113	Industrial and personal service paper -----	1	(D)	(D)	BB	1	(D)	(D)	BB	—	—
512	Drugs, drug proprietaries, and druggists' sundries -----	11	90 769	6 035	229	10	(D)	(D)	CC	1	(D)
5122	Drugs, drug proprietaries, and druggists' sundries -----	11	90 769	6 035	229	10	(D)	(D)	CC	1	(D)
513	Apparel, piece goods, and notions -----	8	(D)	(D)	BB	8	(D)	(D)	BB	—	—
5131	Piece goods, notions, and other dry goods -----	2	(D)	(D)	AA	2	(D)	(D)	AA	—	—
5136	Men's and boys' clothing and furnishings -----	3	5 208	348	27	3	5 208	348	27	—	—
5137	Women's, children's, and infants' clothing and accessories -----	3	(D)	(D)	AA	3	(D)	(D)	AA	—	—
5139	Footwear -----	—	—	—	—	—	—	—	—	—	—
514	Groceries and related products -----	38	225 133	17 610	791	27	141 439	8 986	491	11	83 694
5141	Groceries, general line -----	3	13 735	1 312	69	3	13 735	1 312	69	—	—
5142	Packaged frozen foods -----	4	56 647	3 102	114	3	(D)	(D)	BB	1	(D)
5143	Dairy products, except dried or canned -----	2	(D)	(D)	BB	2	(D)	(D)	BB	—	—
5144	Poultry and poultry products -----	—	—	—	—	—	—	—	—	—	—
5145	Confectionery -----	6	(D)	(D)	CC	3	(D)	(D)	BB	3	(D)
5146	Fish and seafoods -----	4	3 581	233	18	4	3 581	233	18	—	—
5147	Meats and meat products -----	3	24 111	1 712	70	3	24 111	1 712	70	—	—
5148	Fresh fruits and vegetables -----	3	13 246	1 668	108	3	13 246	1 668	108	—	—
5149	Groceries and related products, n.e.c. -----	13	62 121	4 189	196	6	19 991	986	72	7	42 130
515	Farm-product raw materials -----	2	(D)	(D)	BB	—	—	—	—	2	(D)
5153	Grain and field beans -----	—	—	—	—	—	—	—	—	—	—
5154	Livestock -----	2	(D)	(D)	BB	—	—	—	—	2	(D)
5159	Farm-product raw materials, n.e.c. -----	—	—	—	—	—	—	—	—	—	—
516	Chemicals and allied products -----	23	748 673	14 008	316	13	(D)	(D)	CC	10	(D)
5162	Plastics materials and basic forms and shapes -----	2	(D)	(D)	AA	1	(D)	(D)	AA	1	(D)
5169	Chemicals and allied products, n.e.c. -----	21	(D)	(D)	EE	12	(D)	(D)	CC	9	(D)
517	Petroleum and petroleum products -----	14	(D)	(D)	CC	12	(D)	(D)	CC	2	(D)
5171	Petroleum bulk stations and terminals -----	12	(D)	(D)	CC	11	(D)	(D)	CC	1	(D)
5172	Petroleum and petroleum products wholesalers, except bulk stations and terminals -----	2	(D)	(D)	AA	1	(D)	(D)	AA	1	(D)
518	Beer, wine, and distilled alcoholic beverages -----	7	98 754	8 660	345	7	98 754	8 660	345	—	—
5181	Beer and ale -----	4	71 549	5 357	232	4	71 549	5 357	232	—	—
5182	Wine and distilled alcoholic beverages -----	3	27 205	3 303	113	3	27 205	3 303	113	—	—
519	Miscellaneous nondurable goods -----	36	108 090	7 662	343	32	(D)	(D)	EE	4	(D)
5191	Farm supplies -----	8	(D)	(D)	BB	8	(D)	(D)	BB	—	—
5192	Books, periodicals, and newspapers -----	3	(D)	(D)	BB	3	(D)	(D)	BB	—	—
5193	Flowers, nursery stock, and florists' supplies -----	5	4 406	596	46	5	4 406	596	46	—	—
5194	Tobacco and tobacco products -----	2	(D)	(D)	BB	2	(D)	(D)	BB	—	—
5198	Paints, varnishes, and supplies -----	9	(D)	(D)	BB	5	(D)	(D)	BB	4	(D)
5199	Nondurable goods, n.e.c. -----	9	(D)	(D)	BB	9	(D)	(D)	BB	—	—

Table 5. Summary Statistics for Places With 200 Establishments or More: 1992 —Con.

[For meaning of abbreviations and symbols, see introductory text. For explanation of terms and comparability of 1987 and 1992 censuses, see appendix A. For information on geographic areas followed by ▲, see appendix F]

SIC code	Geographic area and kind of business	Estab-lish-ments (number)	Sales (\$1,000)	Annual payroll (\$1,000)	Paid employees for pay period including March 12 (number)	Merchant wholesalers				Other operating types	
						Estab-lish-ments (number)	Sales (\$1,000)	Annual payroll (\$1,000)	Paid employees for pay period including March 12 (number)	Estab-lish-ments (number)	Sales (\$1,000)
LAFAYETTE											
	Wholesale trade -----	389	1 651 248	125 479	4 983	330	1 362 725	102 932	4 325	59	288 523
50	Durable goods -----	293	573 856	73 938	3 031	253	465 056	63 499	2 768	40	108 800
501	Motor vehicles and motor vehicle parts and supplies -----	33	30 458	3 522	208	32	(D)	(D)	CC	1	(D)
502	Furniture and homefurnishings -----	5	(D)	(D)	CC	5	(D)	(D)	CC	—	—
503	Lumber and other construction materials -----	12	(D)	(D)	CC	10	18 361	2 808	146	2	(D)
504	Professional and commercial equipment and supplies -----	47	68 408	11 466	412	41	43 683	8 425	345	6	24 725
505	Metals and minerals, except petroleum -----	13	21 598	1 466	90	12	(D)	(D)	BB	1	(D)
506	Electrical goods -----	27	(D)	(D)	EE	24	(D)	(D)	EE	3	7 245
507	Hardware, and plumbing and heating equipment and supplies -----	20	24 755	2 870	134	19	(D)	(D)	CC	1	(D)
508	Machinery, equipment, and supplies -----	115	208 185	29 782	1 023	89	137 634	23 059	850	26	70 551
509	Miscellaneous durable goods -----	21	(D)	(D)	FF	21	(D)	(D)	FF	—	—
51	Nondurable goods -----	96	1 077 392	51 541	1 952	77	897 669	39 433	1 557	19	179 723
511	Paper and paper products -----	11	(D)	(D)	BB	9	11 717	1 289	80	2	(D)
512	Drugs, drug proprietaries, and druggists' sundries -----	8	34 329	4 180	170	8	34 329	4 180	170	—	—
513	Apparel, piece goods, and notions -----	3	(D)	(D)	BB	3	(D)	(D)	BB	—	—
514	Groceries and related products -----	17	379 283	19 034	590	11	(D)	(D)	EE	6	(D)
515	Farm-product raw materials -----	3	(D)	(D)	BB	2	(D)	(D)	AA	1	(D)
516	Chemicals and allied products -----	20	66 503	7 131	196	15	(D)	(D)	BB	5	(D)
517	Petroleum and petroleum products -----	12	356 021	3 546	163	9	299 823	2 085	105	3	56 198
518	Beer, wine, and distilled alcoholic beverages -----	6	112 562	10 278	409	6	112 562	10 278	409	—	—
519	Miscellaneous nondurable goods -----	16	97 608	5 150	261	14	(D)	(D)	EE	2	(D)
NEW ORLEANS (Coextensive with Orleans Parish, LA; see table 6.)											
SHREVEPORT ▲											
	Wholesale trade -----	539	2 731 140	163 603	6 476	443	1 909 398	124 424	5 249	96	821 742
50	Durable goods -----	394	1 129 326	97 243	3 810	342	709 445	78 098	3 344	52	419 881
501	Motor vehicles and motor vehicle parts and supplies -----	53	102 111	10 615	522	49	83 294	9 550	459	4	18 817
5012	Automobiles and other motor vehicles -----	9	38 079	2 872	137	6	(D)	(D)	BB	3	(D)
5013	Motor vehicle supplies and new parts -----	30	(D)	(D)	EE	29	(D)	(D)	EE	1	(D)
5014	Tires and tubes -----	5	(D)	(D)	BB	5	(D)	(D)	BB	—	—
5015	Motor vehicle parts, used -----	9	(D)	(D)	BB	9	(D)	(D)	BB	—	—
502	Furniture and homefurnishings -----	12	37 055	2 950	99	11	(D)	(D)	BB	1	(D)
5021	Furniture -----	2	(D)	(D)	AA	2	(D)	(D)	AA	—	—
5023	Homefurnishings -----	10	(D)	(D)	BB	9	16 423	1 617	79	1	(D)
503	Lumber and other construction materials -----	27	(D)	(D)	EE	21	63 117	4 515	234	6	(D)
5031	Lumber, plywood, millwork, and wood panels -----	10	(D)	(D)	CC	9	(D)	(D)	CC	1	(D)
5032	Brick, stone, and related construction materials -----	6	(D)	(D)	BB	3	(D)	(D)	AA	3	(D)
5033	Roofing, siding, and insulation materials -----	5	(D)	(D)	BB	5	(D)	(D)	BB	—	—
5039	Construction materials, n.e.c. -----	6	(D)	(D)	BB	4	(D)	(D)	BB	2	(D)
504	Professional and commercial equipment and supplies -----	66	(D)	(D)	FF	59	(D)	(D)	FF	7	252 671
5043	Photographic equipment and supplies -----	1	(D)	(D)	BB	1	(D)	(D)	BB	—	—
5044	Office equipment -----	21	23 359	5 403	272	20	(D)	(D)	CC	1	(D)
5045	Computers and computer peripheral equipment and software -----	14	(D)	(D)	CC	10	(D)	(D)	BB	4	(D)
5046	Commercial equipment, n.e.c. -----	7	(D)	(D)	BB	7	(D)	(D)	BB	—	—
5047	Medical, dental, and hospital equipment and supplies -----	18	(D)	(D)	CC	16	(D)	(D)	CC	2	(D)
5048	Ophthalmic goods -----	2	(D)	(D)	AA	2	(D)	(D)	AA	—	—
5049	Professional equipment and supplies, n.e.c. -----	3	(D)	(D)	AA	3	(D)	(D)	AA	—	—
505	Metals and minerals, except petroleum -----	13	61 513	4 948	190	12	(D)	(D)	CC	1	(D)
5051	Metals service centers and offices -----	13	61 513	4 948	190	12	(D)	(D)	CC	1	(D)
5052	Coal and other minerals and ores -----	—	—	—	—	—	—	—	—	—	—
506	Electrical goods -----	44	147 529	10 022	394	35	85 249	8 177	355	9	62 280
5063	Electrical apparatus and equipment, wiring supplies, and construction materials -----	30	131 003	7 858	293	21	68 723	6 013	254	9	62 280
5064	Electrical appliances, television and radio sets -----	7	(D)	(D)	BB	7	(D)	(D)	BB	—	—
5065	Electronic parts and equipment, n.e.c. -----	7	(D)	(D)	BB	7	(D)	(D)	BB	—	—
507	Hardware, and plumbing and heating equipment and supplies -----	36	69 986	8 141	282	32	(D)	(D)	EE	4	(D)
5072	Hardware -----	8	14 838	1 648	58	6	(D)	(D)	BB	2	(D)
5074	Plumbing and heating equipment and supplies (hydronics) -----	11	(D)	(D)	BB	9	(D)	(D)	BB	2	(D)
5075	Warm air heating and air-conditioning equipment and supplies -----	13	37 678	4 388	123	13	37 678	4 388	123	—	—
5078	Refrigeration equipment and supplies -----	4	(D)	(D)	AA	4	(D)	(D)	AA	—	—

Table 5. Summary Statistics for Places With 200 Establishments or More: 1992 —Con.

[For meaning of abbreviations and symbols, see introductory text. For explanation of terms and comparability of 1987 and 1992 censuses, see appendix A. For information on geographic areas followed by ▲, see appendix F]

SIC code	Geographic area and kind of business	Establishments (number)	Sales (\$1,000)	Annual payroll (\$1,000)	Paid employees for pay period including March 12 (number)	Merchant wholesalers				Other operating types	
						Establishments (number)	Sales (\$1,000)	Annual payroll (\$1,000)	Paid employees for pay period including March 12 (number)	Establishments (number)	Sales (\$1,000)
SHREVEPORT ▲—Con.											
50	Durable goods —Con.										
508	Machinery, equipment, and supplies -----	122	212 013	27 219	1 006	102	177 115	24 294	932	20	34 898
5082	Construction and mining (except petroleum) machinery and equipment -----	3	(D)	(D)	BB	3	(D)	(D)	BB	—	—
5083	Farm and garden machinery and equipment -----	2	(D)	(D)	BB	2	(D)	(D)	BB	—	—
5084	Industrial machinery and equipment -----	71	100 217	13 299	484	57	81 238	10 924	428	14	18 979
5085	Industrial supplies -----	31	83 738	10 910	373	27	(D)	(D)	EE	4	(D)
5087	Service establishment equipment and supplies -----	12	19 232	1 938	89	10	(D)	(D)	BB	2	(D)
5088	Transportation equipment and supplies, except motor vehicles -----	3	(D)	(D)	AA	3	(D)	(D)	AA	—	—
509	Miscellaneous durable goods -----	21	(D)	(D)	CC	21	(D)	(D)	CC	—	—
5091	Sporting and recreational goods and supplies -----	5	(D)	(D)	BB	5	(D)	(D)	BB	—	—
5092	Toys and hobby goods and supplies -----	—	—	—	—	—	—	—	—	—	—
5093	Scrap and waste materials -----	8	13 574	1 447	73	8	13 574	1 447	73	—	—
5094	Jewelry, watches, precious stones, and precious metals -----	2	(D)	(D)	AA	2	(D)	(D)	AA	—	—
5099	Durable goods, n.e.c. -----	6	(D)	(D)	BB	6	(D)	(D)	BB	—	—
51	Nondurable goods -----	145	1 601 814	66 360	2 666	101	1 199 953	46 326	1 905	44	401 861
511	Paper and paper products -----	18	41 081	6 195	273	14	36 340	5 607	258	4	4 741
5111	Printing and writing paper -----	5	(D)	(D)	BB	4	(D)	(D)	BB	1	(D)
5112	Stationery and office supplies -----	9	19 332	3 433	142	6	(D)	(D)	CC	3	(D)
5113	Industrial and personal service paper -----	4	(D)	(D)	BB	4	(D)	(D)	BB	—	—
512	Drugs, drug proprietaries, and druggists' sundries -----	6	(D)	(D)	EE	5	(D)	(D)	EE	1	(D)
5122	Drugs, drug proprietaries, and druggists' sundries -----	6	(D)	(D)	EE	5	(D)	(D)	EE	1	(D)
513	Apparel, piece goods, and notions -----	7	8 574	719	41	7	8 574	719	41	—	—
5131	Piece goods, notions, and other dry goods -----	3	(D)	(D)	AA	3	(D)	(D)	AA	—	—
5136	Men's and boys' clothing and furnishings -----	2	(D)	(D)	AA	2	(D)	(D)	AA	—	—
5137	Women's, children's, and infants' clothing and accessories -----	2	(D)	(D)	AA	2	(D)	(D)	AA	—	—
5139	Footwear -----	—	—	—	—	—	—	—	—	—	—
514	Groceries and related products -----	45	391 159	22 835	1 087	26	(D)	(D)	EE	19	(D)
5141	Groceries, general line -----	7	117 411	1 402	70	5	(D)	(D)	BB	2	(D)
5142	Packages, frozen foods -----	6	(D)	(D)	EE	4	(D)	(D)	EE	2	(D)
5143	Dairy products, except dried or canned -----	1	(D)	(D)	BB	—	—	—	—	1	(D)
5144	Poultry and poultry products -----	—	—	—	—	—	—	—	—	—	—
5145	Confectionery -----	5	(D)	(D)	CC	4	(D)	(D)	BB	1	(D)
5146	Fish and seafoods -----	4	(D)	(D)	BB	4	(D)	(D)	BB	—	—
5147	Meats and meat products -----	3	(D)	(D)	CC	1	(D)	(D)	BB	2	(D)
5148	Fresh fruits and vegetables -----	6	6 675	806	58	5	(D)	(D)	BB	1	(D)
5149	Groceries and related products, n.e.c. -----	13	102 972	7 326	305	3	(D)	(D)	BB	10	(D)
515	Farm-product raw materials -----	3	(D)	(D)	AA	2	(D)	(D)	AA	1	(D)
5153	Grain and field beans -----	1	(D)	(D)	AA	—	—	—	—	1	(D)
5154	Livestock -----	—	—	—	—	—	—	—	—	—	—
5159	Farm-product raw materials, n.e.c. -----	2	(D)	(D)	AA	2	(D)	(D)	AA	—	—
516	Chemicals and allied products -----	17	80 085	5 733	162	8	18 234	1 872	74	9	61 851
5162	Plastics materials and basic forms and shapes -----	2	(D)	(D)	AA	2	(D)	(D)	AA	—	—
5169	Chemicals and allied products, n.e.c. -----	15	(D)	(D)	CC	6	(D)	(D)	BB	9	61 851
517	Petroleum and petroleum products -----	19	436 180	7 932	331	16	(D)	(D)	EE	3	(D)
5171	Petroleum bulk stations and terminals -----	12	296 978	5 515	258	11	(D)	(D)	EE	1	(D)
5172	Petroleum and petroleum products wholesalers, except bulk stations and terminals -----	7	139 202	2 417	73	5	(D)	(D)	BB	2	(D)
518	Beer, wine, and distilled alcoholic beverages -----	7	(D)	(D)	EE	7	(D)	(D)	EE	—	—
5181	Beer and ale -----	3	(D)	(D)	CC	3	(D)	(D)	CC	—	—
5182	Wine and distilled alcoholic beverages -----	4	45 131	4 218	160	4	45 131	4 218	160	—	—
519	Miscellaneous nondurable goods -----	23	70 876	3 715	175	16	(D)	(D)	CC	7	(D)
5191	Farm supplies -----	5	(D)	(D)	BB	3	(D)	(D)	AA	2	(D)
5192	Books, periodicals, and newspapers -----	2	(D)	(D)	AA	1	(D)	(D)	AA	1	(D)
5193	Flowers, nursery stock, and florists' supplies -----	3	1 669	336	16	3	1 669	336	16	—	—
5194	Tobacco and tobacco products -----	2	(D)	(D)	BB	2	(D)	(D)	BB	—	—
5198	Paints, varnishes, and supplies -----	6	5 873	539	28	3	1 524	201	13	3	4 349
5199	Nondurable goods, n.e.c. -----	5	(D)	(D)	AA	4	(D)	(D)	AA	1	(D)

Table 6. Summary Statistics for Parishes With 200 Establishments or More: 1992

[For meaning of abbreviations and symbols, see introductory text. For explanation of terms and comparability of 1987 and 1992 censuses, see appendix A. For information on geographic areas followed by ▲, see appendix F]

SIC code	Geographic area and kind of business	Estab-lish-ments (number)	Sales (\$1,000)	Annual payroll (\$1,000)	Paid employees for pay period including March 12 (number)	Merchant wholesalers				Other operating types	
						Estab-lish-ments (number)	Sales (\$1,000)	Annual payroll (\$1,000)	Paid employees for pay period including March 12 (number)	Estab-lish-ments (number)	Sales (\$1,000)
CADDO PARISH											
	Wholesale trade -----	585	2 856 711	170 969	6 789	487	1 972 148	131 576	5 570	98	884 563
50	Durable goods -----	422	1 168 991	102 775	4 036	369	(D)	(D)	HH	53	(D)
501	Motor vehicles and motor vehicle parts and supplies -----	59	104 455	11 027	541	55	85 638	9 962	478	4	18 817
5012	Automobiles and other motor vehicles -----	10	(D)	(D)	CC	7	22 203	2 060	84	3	(D)
5013	Motor vehicle supplies and new parts -----	32	39 236	5 365	274	31	(D)	(D)	EE	1	(D)
5014	Tires and tubes -----	5	(D)	(D)	BB	5	(D)	(D)	BB	-	-
5015	Motor vehicle parts, used -----	12	(D)	(D)	BB	12	(D)	(D)	BB	-	-
502	Furniture and homefurnishings -----	12	37 055	2 950	99	11	(D)	(D)	BB	1	(D)
5021	Furniture -----	2	(D)	(D)	AA	2	(D)	(D)	AA	-	-
5023	Homefurnishings -----	10	(D)	(D)	BB	9	16 423	1 617	79	1	(D)
503	Lumber and other construction materials -----	28	86 522	6 259	307	22	(D)	(D)	CC	6	(D)
5031	Lumber, plywood, millwork, and wood panels -----	10	(D)	(D)	CC	9	(D)	(D)	CC	1	(D)
5032	Brick, stone, and related construction materials -----	7	11 440	571	26	4	(D)	(D)	AA	3	(D)
5033	Roofing, siding, and insulation materials -----	5	(D)	(D)	BB	5	(D)	(D)	BB	-	-
5039	Construction materials, n.e.c. -----	6	(D)	(D)	BB	4	(D)	(D)	BB	2	(D)
504	Professional and commercial equipment and supplies -----	67	345 377	23 007	819	60	92 706	12 735	613	7	252 671
5043	Photographic equipment and supplies -----	1	(D)	(D)	BB	1	(D)	(D)	BB	-	-
5044	Office equipment -----	21	23 359	5 403	272	20	(D)	(D)	CC	1	(D)
5045	Computers and computer peripheral equipment and software -----	14	(D)	(D)	CC	10	(D)	(D)	BB	4	(D)
5046	Commercial equipment, n.e.c. -----	7	(D)	(D)	BB	7	(D)	(D)	BB	-	-
5047	Medical, dental, and hospital equipment and supplies -----	19	(D)	(D)	CC	17	(D)	(D)	CC	2	(D)
5048	Ophthalmic goods -----	2	(D)	(D)	AA	2	(D)	(D)	AA	-	-
5049	Professional equipment and supplies, n.e.c. -----	3	(D)	(D)	AA	3	(D)	(D)	AA	-	-
505	Metals and minerals, except petroleum -----	14	(D)	(D)	CC	12	(D)	(D)	CC	2	(D)
5051	Metals service centers and offices -----	14	(D)	(D)	CC	12	(D)	(D)	CC	2	(D)
5052	Coal and other minerals and ores -----	-	-	-	-	-	-	-	-	-	-
506	Electrical goods -----	45	136 014	9 373	371	36	73 734	7 528	332	9	62 280
5063	Electrical apparatus and equipment, wiring supplies, and construction materials -----	30	(D)	(D)	EE	21	(D)	(D)	CC	9	62 280
5064	Electrical appliances, television and radio sets -----	7	(D)	(D)	BB	7	(D)	(D)	BB	-	-
5065	Electronic parts and equipment, n.e.c. -----	8	(D)	(D)	BB	8	(D)	(D)	BB	-	-
507	Hardware, and plumbing and heating equipment and supplies -----	36	78 505	9 412	333	32	(D)	(D)	EE	4	(D)
5072	Hardware -----	9	(D)	(D)	CC	7	20 408	3 065	111	2	(D)
5074	Plumbing and heating equipment and supplies (hydronics) -----	11	(D)	(D)	BB	9	(D)	(D)	BB	2	(D)
5075	Warm air heating and air-conditioning equipment and supplies -----	12	(D)	(D)	CC	12	(D)	(D)	CC	-	-
5078	Refrigeration equipment and supplies -----	4	(D)	(D)	AA	4	(D)	(D)	AA	-	-
508	Machinery, equipment, and supplies -----	136	243 646	30 841	1 152	116	(D)	(D)	GG	20	(D)
5082	Construction and mining (except petroleum) machinery and equipment -----	4	9 623	1 139	47	4	9 623	1 139	47	-	-
5083	Farm and garden machinery and equipment -----	4	(D)	(D)	BB	3	(D)	(D)	BB	1	(D)
5084	Industrial machinery and equipment -----	83	119 820	15 866	604	69	101 829	13 625	551	14	17 991
5085	Industrial supplies -----	31	88 354	11 371	386	27	(D)	(D)	EE	4	(D)
5087	Service establishment equipment and supplies -----	11	(D)	(D)	BB	10	(D)	(D)	BB	1	(D)
5088	Transportation equipment and supplies, except motor vehicles -----	3	(D)	(D)	AA	3	(D)	(D)	AA	-	-
509	Miscellaneous durable goods -----	25	(D)	(D)	CC	25	(D)	(D)	CC	-	-
5091	Sporting and recreational goods and supplies -----	8	52 113	2 531	102	8	52 113	2 531	102	-	-
5092	Toys and hobby goods and supplies -----	-	-	-	-	-	-	-	-	-	-
5093	Scrap and waste materials -----	9	(D)	(D)	BB	9	(D)	(D)	BB	-	-
5094	Jewelry, watches, precious stones, and precious metals -----	2	(D)	(D)	AA	2	(D)	(D)	AA	-	-
5099	Durable goods, n.e.c. -----	6	(D)	(D)	BB	6	(D)	(D)	BB	-	-
51	Nondurable goods -----	163	1 687 720	68 194	2 753	118	(D)	(D)	GG	45	(D)
511	Paper and paper products -----	17	(D)	(D)	CC	13	(D)	(D)	CC	4	4 741
5111	Printing and writing paper -----	4	(D)	(D)	BB	3	(D)	(D)	BB	1	(D)
5112	Stationery and office supplies -----	9	19 332	3 433	142	6	(D)	(D)	CC	3	(D)
5113	Industrial and personal service paper -----	4	(D)	(D)	BB	4	(D)	(D)	BB	-	-
512	Drugs, drug proprietaries, and druggists' sundries -----	6	(D)	(D)	EE	5	(D)	(D)	EE	1	(D)
5122	Drugs, drug proprietaries, and druggists' sundries -----	6	(D)	(D)	EE	5	(D)	(D)	EE	1	(D)
513	Apparel, piece goods, and notions -----	8	(D)	(D)	BB	8	(D)	(D)	BB	-	-
5131	Piece goods, notions, and other dry goods -----	4	1 984	143	14	4	1 984	143	14	-	-
5136	Men's and boys' clothing and furnishings -----	2	(D)	(D)	AA	2	(D)	(D)	AA	-	-
5137	Women's, children's, and infants' clothing and accessories -----	2	(D)	(D)	AA	2	(D)	(D)	AA	-	-
5139	Footwear -----	-	-	-	-	-	-	-	-	-	-
514	Groceries and related products -----	45	393 561	22 587	1 084	26	(D)	(D)	EE	19	(D)
5141	Groceries, general line -----	7	117 411	1 402	70	5	(D)	(D)	BB	2	(D)
5142	Packaged frozen foods -----	6	(D)	(D)	EE	4	(D)	(D)	EE	2	(D)
5143	Dairy products, except dried or canned -----	1	(D)	(D)	BB	-	-	-	-	1	(D)
5144	Poultry and poultry products -----	-	-	-	-	-	-	-	-	-	-
5145	Confectionery -----	6	(D)	(D)	CC	4	(D)	(D)	BB	2	(D)

Table 6. Summary Statistics for Parishes With 200 Establishments or More: 1992 —Con.

[For meaning of abbreviations and symbols, see introductory text. For explanation of terms and comparability of 1987 and 1992 censuses, see appendix A. For information on geographic areas followed by ▲, see appendix F]

SIC code	Geographic area and kind of business	Estab-lish-ments (number)	Sales (\$1,000)	Annual payroll (\$1,000)	Paid employees for pay period including March 12 (number)	Merchant wholesalers			Other operating types		
						Estab-lish-ments (number)	Sales (\$1,000)	Annual payroll (\$1,000)	Paid employees for pay period including March 12 (number)	Estab-lish-ments (number)	Sales (\$1,000)
CADDO PARISH — Con.											
51	Nondurable goods — Con.										
514	Groceries and related products — Con.										
5146	Fish and seafoods	4	(D)	(D)	BB	4	(D)	(D)	BB	—	
5147	Meats and meat products	3	(D)	(D)	CC	1	(D)	(D)	BB	2	
5148	Fresh fruits and vegetables	6	6 675	806	58	5	(D)	(D)	BB	1	
5149	Groceries and related products, n.e.c.	12	(D)	(D)	EE	3	(D)	(D)	BB	9	
515	Farm-product raw materials	3	(D)	(D)	AA	2	(D)	(D)	AA	1	
5153	Grain and field beans	1	(D)	(D)	AA	—	—	—	—	1	
5154	Livestock	—	—	—	—	—	—	—	—	—	
5159	Farm-product raw materials, n.e.c.	2	(D)	(D)	AA	2	(D)	(D)	AA	—	
516	Chemicals and allied products	22	134 142	6 124	179	12	(D)	(D)	BB	10	
5162	Plastics materials and basic forms and shapes ...	3	(D)	(D)	BB	3	(D)	(D)	BB	—	
5169	Chemicals and allied products, n.e.c.	19	(D)	(D)	CC	9	(D)	(D)	BB	10	
517	Petroleum and petroleum products	24	460 728	9 130	369	21	(D)	(D)	EE	3	
5171	Petroleum bulk stations and terminals	17	321 526	6 713	296	16	(D)	(D)	EE	1	
5172	Petroleum and petroleum products wholesalers, except bulk stations and terminals	7	139 202	2 417	73	5	(D)	(D)	BB	2	
518	Beer, wine, and distilled alcoholic beverages	7	(D)	(D)	EE	7	(D)	(D)	EE	—	
5181	Beer and ale	3	(D)	(D)	CC	3	(D)	(D)	CC	—	
5182	Wine and distilled alcoholic beverages	4	45 131	4 218	160	4	45 131	4 218	160	—	
519	Miscellaneous nondurable goods	31	81 801	4 784	240	24	(D)	(D)	CC	7	
5191	Farm supplies	10	29 806	1 352	53	8	(D)	(D)	BB	2	
5192	Books, periodicals, and newspapers	2	(D)	(D)	AA	1	(D)	(D)	AA	1	
5193	Flowers, nursery stock, and florists' supplies ...	5	(D)	(D)	BB	5	(D)	(D)	BB	—	
5194	Tobacco and tobacco products	2	(D)	(D)	BB	2	(D)	(D)	BB	—	
5198	Paints, varnishes, and supplies	6	5 873	539	28	3	1 524	201	13	3	
5199	Nondurable goods, n.e.c.	6	(D)	(D)	BB	5	(D)	(D)	BB	1	
CALCASIEU PARISH (Coextensive with Lake Charles, LA MSA; see table 7.)											
EAST BATON ROUGE PARISH											
	Wholesale trade	858	3 977 098	287 898	10 501	715	2 229 715	225 754	8 844	143	1 747 383
50	Durable goods	649	1 718 763	197 663	7 044	549	1 271 517	159 086	6 153	100	447 246
501	Motor vehicles and motor vehicle parts and supplies	80	143 678	17 450	831	77	(D)	(D)	FF	3	(D)
5012	Automobiles and other motor vehicles	14	44 944	4 792	177	14	44 944	4 792	177	—	—
5013	Motor vehicle supplies and new parts	53	74 791	9 429	480	50	(D)	(D)	EE	3	(D)
5014	Tires and tubes	5	(D)	(D)	CC	5	(D)	(D)	CC	—	—
5015	Motor vehicle parts, used	8	(D)	(D)	BB	8	(D)	(D)	BB	—	—
502	Furniture and homefurnishings	27	46 536	6 524	298	26	(D)	(D)	EE	1	(D)
5021	Furniture	14	23 955	3 862	178	13	(D)	(D)	CC	1	(D)
5023	Homefurnishings	13	22 581	2 662	120	13	22 581	2 662	120	—	—
503	Lumber and other construction materials	44	114 674	10 574	426	40	(D)	(D)	EE	4	(D)
5031	Lumber, plywood, millwork, and wood panels	11	(D)	(D)	CC	11	(D)	(D)	CC	—	—
5032	Brick, stone, and related construction materials ...	11	17 453	1 824	91	9	(D)	(D)	BB	2	(D)
5033	Roofing, siding, and insulation materials	9	(D)	(D)	BB	9	(D)	(D)	BB	—	—
5039	Construction materials, n.e.c.	13	(D)	(D)	CC	11	(D)	(D)	CC	2	(D)
504	Professional and commercial equipment and supplies	91	213 915	34 548	1 055	81	119 935	19 305	787	10	93 980
5043	Photographic equipment and supplies	3	(D)	(D)	BB	3	(D)	(D)	BB	—	—
5044	Office equipment	16	(D)	(D)	EE	15	22 375	6 415	229	1	(D)
5045	Computers and computer peripheral equipment and software	29	(D)	(D)	EE	25	(D)	(D)	CC	4	48 755
5046	Commercial equipment, n.e.c.	7	(D)	(D)	BB	7	(D)	(D)	BB	—	—
5047	Medical, dental, and hospital equipment and supplies	16	(D)	(D)	CC	14	25 468	2 854	121	2	(D)
5048	Ophthalmic goods	9	(D)	(D)	BB	8	1 901	359	43	1	(D)
5049	Professional equipment and supplies, n.e.c.	11	27 696	3 720	125	9	(D)	(D)	CC	2	(D)
505	Metals and minerals, except petroleum	18	111 868	8 093	224	18	111 868	8 093	224	—	—
5051	Metals service centers and offices	18	111 868	8 093	224	18	111 868	8 093	224	—	—
5052	Coal and other minerals and ores	—	—	—	—	—	—	—	—	—	—
506	Electrical goods	83	246 904	23 482	821	62	(D)	(D)	FF	21	(D)
5063	Electrical apparatus and equipment, wiring supplies, and construction materials	60	194 370	14 790	542	42	131 467	12 593	481	18	62 903
5064	Electrical appliances, television and radio sets ...	3	(D)	(D)	BB	3	(D)	(D)	BB	—	—
5065	Electronic parts and equipment, n.e.c.	20	(D)	(D)	CC	17	38 235	6 076	206	3	(D)
507	Hardware, and plumbing and heating equipment and supplies	40	140 993	13 645	554	35	(D)	(D)	FF	5	(D)
5072	Hardware	12	(D)	(D)	EE	11	36 555	6 563	270	1	(D)
5074	Plumbing and heating equipment and supplies (hydronics)	16	71 120	4 999	191	14	(D)	(D)	CC	2	(D)
5075	Warm air heating and air-conditioning equipment and supplies	10	28 460	1 592	72	8	(D)	(D)	BB	2	(D)
5078	Refrigeration equipment and supplies	2	(D)	(D)	AA	2	(D)	(D)	AA	—	—

Table 6. Summary Statistics for Parishes With 200 Establishments or More: 1992 —Con.

[For meaning of abbreviations and symbols, see introductory text. For explanation of terms and comparability of 1987 and 1992 censuses, see appendix A. For information on geographic areas followed by ▲, see appendix F]

SIC code	Geographic area and kind of business	Estab-lish-ments (number)	Sales (\$1,000)	Annual payroll (\$1,000)	Paid employees for pay period including March 12 (number)	Merchant wholesalers				Other operating types	
						Estab-lish-ments (number)	Sales (\$1,000)	Annual payroll (\$1,000)	Paid employees for pay period including March 12 (number)	Estab-lish-ments (number)	Sales (\$1,000)
EAST BATON ROUGE PARISH —Con.											
50	Durable goods —Con.										
508	Machinery, equipment, and supplies -----	226	621 521	76 043	2 407	176	378 763	58 977	1 998	50	242 758
5082	Construction and mining (except petroleum) machinery and equipment -----	10	(D)	(D)	EE	10	(D)	(D)	EE	—	—
5083	Farm and garden machinery and equipment -----	14	(D)	(D)	BB	11	18 008	1 980	71	3	(D)
5084	Industrial machinery and equipment -----	89	216 424	19 739	626	56	(D)	(D)	EE	33	(D)
5085	Industrial supplies -----	85	268 348	37 263	1 040	73	(D)	(D)	FF	12	(D)
5087	Service establishment equipment and supplies -----	22	36 352	6 294	334	20	(D)	(D)	EE	2	(D)
5088	Transportation equipment and supplies, except motor vehicles -----	6	2 596	511	25	6	2 596	511	25	—	—
509	Miscellaneous durable goods -----	40	78 674	7 304	428	34	(D)	(D)	EE	6	(D)
5091	Sporting and recreational goods and supplies -----	6	40 062	1 796	151	5	(D)	(D)	CC	1	(D)
5092	Toys and hobby goods and supplies -----	4	4 323	249	11	4	4 323	249	11	—	—
5093	Scrap and waste materials -----	13	23 472	3 617	162	12	(D)	(D)	CC	1	(D)
5094	Jewelry, watches, precious stones, and precious metals -----	5	1 520	157	16	5	1 520	157	16	—	—
5099	Durable goods, n.e.c. -----	12	9 297	1 485	88	8	(D)	(D)	BB	4	(D)
51	Nondurable goods -----	209	2 258 335	90 235	3 457	166	958 198	66 668	2 691	43	1 300 137
511	Paper and paper products -----	27	76 622	10 725	512	22	64 760	9 509	478	5	11 862
5111	Printing and writing paper -----	2	(D)	(D)	BB	2	(D)	(D)	BB	—	—
5112	Stationery and office supplies -----	23	(D)	(D)	EE	19	(D)	(D)	EE	4	(D)
5113	Industrial and personal service paper -----	2	(D)	(D)	BB	1	(D)	(D)	BB	1	(D)
512	Drugs, drug proprietaries, and druggists' sundries -----	13	(D)	(D)	CC	12	109 793	10 852	176	1	(D)
5122	Drugs, drug proprietaries, and druggists' sundries -----	13	(D)	(D)	CC	12	109 793	10 852	176	1	(D)
513	Apparel, piece goods, and notions -----	11	15 187	847	63	10	(D)	(D)	BB	1	(D)
5131	Piece goods, notions, and other dry goods -----	3	(D)	(D)	AA	2	(D)	(D)	AA	1	(D)
5136	Men's and boys' clothing and furnishings -----	3	5 208	348	27	3	5 208	348	27	—	—
5137	Women's, children's, and infants' clothing and accessories -----	5	(D)	(D)	BB	5	(D)	(D)	BB	—	—
5139	Footwear -----	—	—	—	—	—	—	—	—	—	—
514	Groceries and related products -----	53	534 132	28 867	1 255	38	437 906	19 072	915	15	96 226
5141	Groceries, general line -----	5	(D)	(D)	EE	5	(D)	(D)	EE	—	—
5142	Packaged frozen foods -----	5	(D)	(D)	CC	4	(D)	(D)	BB	1	(D)
5143	Dairy products, except dried or canned -----	5	29 076	2 756	99	2	(D)	(D)	BB	3	(D)
5144	Poultry and poultry products -----	—	—	—	—	—	—	—	—	—	—
5145	Confectionery -----	7	(D)	(D)	CC	4	1 590	197	24	3	(D)
5146	Fish and seafoods -----	5	(D)	(D)	BB	5	(D)	(D)	BB	—	—
5147	Meats and meat products -----	4	(D)	(D)	BB	4	(D)	(D)	BB	—	—
5148	Fresh fruits and vegetables -----	3	13 246	1 668	108	3	13 246	1 668	108	—	—
5149	Groceries and related products, n.e.c. -----	19	(D)	(D)	CC	11	(D)	(D)	CC	8	(D)
515	Farm-product raw materials -----	3	(D)	(D)	BB	1	(D)	(D)	AA	2	(D)
5153	Grain and field beans -----	—	—	—	—	—	—	—	—	—	—
5154	Livestock -----	2	(D)	(D)	BB	—	—	—	—	2	(D)
5159	Farm-product raw materials, n.e.c. -----	1	(D)	(D)	AA	1	(D)	(D)	AA	—	—
516	Chemicals and allied products -----	28	759 309	15 251	349	18	(D)	(D)	CC	10	(D)
5162	Plastics materials and basic forms and shapes -----	3	(D)	(D)	BB	2	(D)	(D)	BB	1	(D)
5169	Chemicals and allied products, n.e.c. -----	25	(D)	(D)	EE	16	(D)	(D)	CC	9	(D)
517	Petroleum and petroleum products -----	22	530 060	6 094	238	18	(D)	(D)	CC	4	(D)
5171	Petroleum bulk stations and terminals -----	18	(D)	(D)	CC	15	87 667	4 308	199	3	(D)
5172	Petroleum and petroleum products wholesalers, except bulk stations and terminals -----	4	(D)	(D)	AA	3	(D)	(D)	AA	1	(D)
518	Beer, wine, and distilled alcoholic beverages -----	7	98 754	8 660	345	7	98 754	8 660	345	—	—
5181	Beer and ale -----	4	71 549	5 357	232	4	71 549	5 357	232	—	—
5182	Wine and distilled alcoholic beverages -----	3	27 205	3 303	113	3	27 205	3 303	113	—	—
519	Miscellaneous nondurable goods -----	45	(D)	(D)	EE	40	(D)	(D)	EE	5	(D)
5191	Farm supplies -----	10	40 220	3 179	105	10	40 220	3 179	105	—	—
5192	Books, periodicals, and newspapers -----	5	(D)	(D)	BB	4	10 555	711	56	1	(D)
5193	Flowers, nursery stock, and florists' supplies -----	5	4 406	596	46	5	4 406	596	46	—	—
5194	Tobacco and tobacco products -----	2	(D)	(D)	BB	2	(D)	(D)	BB	—	—
5198	Paints, varnishes, and supplies -----	10	(D)	(D)	BB	6	(D)	(D)	BB	4	(D)
5199	Nondurable goods, n.e.c. -----	13	(D)	(D)	BB	13	(D)	(D)	BB	—	—
JEFFERSON PARISH											
	Wholesale trade -----	1 273	11 030 092	450 899	16 775	1 003	7 497 313	335 588	13 125	270	3 532 779
50	Durable goods -----	887	3 589 781	274 179	9 448	707	1 807 774	209 795	7 680	180	1 782 007
501	Motor vehicles and motor vehicle parts and supplies -----	78	874 883	17 143	824	69	(D)	(D)	FF	9	(D)
5012	Automobiles and other motor vehicles -----	7	(D)	(D)	CC	5	32 629	2 422	98	2	(D)
5013	Motor vehicle supplies and new parts -----	56	106 231	10 488	566	52	101 795	10 114	554	4	4 436
5014	Tires and tubes -----	8	(D)	(D)	BB	5	(D)	(D)	BB	3	(D)
5015	Motor vehicle parts, used -----	7	(D)	(D)	BB	7	(D)	(D)	BB	—	—
502	Furniture and homefurnishings -----	25	127 028	6 097	289	20	(D)	(D)	EE	5	(D)
5021	Furniture -----	10	70 512	1 205	66	6	(D)	(D)	BB	4	(D)
5023	Homefurnishings -----	15	56 516	4 892	223	14	(D)	(D)	CC	1	(D)

Table 6. Summary Statistics for Parishes With 200 Establishments or More: 1992 —Con.

[For meaning of abbreviations and symbols, see introductory text. For explanation of terms and comparability of 1987 and 1992 censuses, see appendix A. For information on geographic areas followed by ▲, see appendix F]

SIC code	Geographic area and kind of business	Establishments (number)	Sales (\$1,000)	Annual payroll (\$1,000)	Paid employees for pay period including March 12 (number)	Merchant wholesalers			Other operating types		
						Establishments (number)	Sales (\$1,000)	Annual payroll (\$1,000)	Paid employees for pay period including March 12 (number)	Establishments (number)	Sales (\$1,000)
JEFFERSON PARISH—Con.											
50	Durable goods —Con.										
503	Lumber and other construction materials	61	189 805	16 114	616	49	111 511	12 753	494	12	78 294
5031	Lumber, plywood, millwork, and wood panels	24	98 291	6 106	256	21	(D)	(D)	CC	3	(D)
5032	Brick, stone, and related construction materials	11	13 005	1 116	49	7	(D)	(D)	BB	4	(D)
5033	Roofing, siding, and insulation materials	11	(D)	(D)	CC	10	30 587	4 428	101	1	(D)
5039	Construction materials, n.e.c.	15	(D)	(D)	CC	11	(D)	(D)	CC	4	(D)
504	Professional and commercial equipment and supplies	147	477 462	60 399	2 002	122	315 548	42 137	1 560	25	161 914
5043	Photographic equipment and supplies	4	(D)	(D)	BB	4	(D)	(D)	BB	—	—
5044	Office equipment	39	96 283	21 204	767	32	42 114	11 017	524	7	54 169
5045	Computers and computer peripheral equipment and software	37	150 159	16 181	475	32	98 451	11 650	390	5	51 708
5046	Commercial equipment, n.e.c.	16	13 983	2 644	125	12	(D)	(D)	CC	4	(D)
5047	Medical, dental, and hospital equipment and supplies	42	195 925	17 600	515	34	147 542	14 542	422	8	48 383
5048	Ophthalmic goods	2	(D)	(D)	BB	2	(D)	(D)	BB	—	—
5049	Professional equipment and supplies, n.e.c.	7	(D)	(D)	BB	6	(D)	(D)	BB	1	(D)
505	Metals and minerals, except petroleum	29	155 273	10 825	361	25	148 109	9 631	319	4	7 164
5051	Metals service centers and offices	29	155 273	10 825	361	25	148 109	9 631	319	4	7 164
5052	Coal and other minerals and ores	—	—	—	—	—	—	—	—	—	—
506	Electrical goods	136	688 287	47 711	1 533	94	276 345	27 332	981	42	411 942
5063	Electrical apparatus and equipment, wiring supplies, and construction materials	78	352 873	22 096	684	47	145 679	14 092	473	31	207 194
5064	Electrical appliances, television and radio sets	19	219 579	6 407	280	14	(D)	(D)	CC	5	(D)
5065	Electronic parts and equipment, n.e.c.	39	115 835	19 208	569	33	(D)	(D)	EE	6	(D)
507	Hardware, and plumbing and heating equipment and supplies	70	229 353	14 782	555	50	92 930	11 273	449	20	136 423
5072	Hardware	21	(D)	(D)	CC	15	(D)	(D)	CC	6	(D)
5074	Plumbing and heating equipment and supplies (hydronics)	19	94 305	4 080	163	11	(D)	(D)	CC	8	(D)
5075	Warm air heating and air-conditioning equipment and supplies	28	54 271	5 445	209	22	(D)	(D)	CC	6	(D)
5078	Refrigeration equipment and supplies	2	(D)	(D)	BB	2	(D)	(D)	BB	—	—
508	Machinery, equipment, and supplies	280	739 794	90 620	2 673	222	558 607	77 564	2 322	58	181 187
5082	Construction and mining (except petroleum) machinery and equipment	14	39 896	5 847	209	12	(D)	(D)	CC	2	(D)
5083	Farm and garden machinery and equipment	8	12 355	836	36	7	(D)	(D)	BB	1	(D)
5084	Industrial machinery and equipment	133	351 123	41 787	1 310	93	239 809	32 833	1 063	40	111 314
5085	Industrial supplies	75	227 386	28 141	659	69	(D)	(D)	FF	6	(D)
5087	Service establishment equipment and supplies	23	36 328	4 505	184	20	(D)	(D)	CC	3	(D)
5088	Transportation equipment and supplies, except motor vehicles	27	72 706	9 504	275	21	54 983	7 751	227	6	17 723
509	Miscellaneous durable goods	61	107 896	10 488	595	56	(D)	(D)	FF	5	(D)
5091	Sporting and recreational goods and supplies	16	33 307	4 546	172	14	(D)	(D)	CC	2	(D)
5092	Toys and hobby goods and supplies	6	6 208	834	67	6	6 208	834	67	—	—
5093	Scrap and waste materials	9	17 671	2 292	110	8	(D)	(D)	CC	1	(D)
5094	Jewelry, watches, precious stones, and precious metals	12	16 921	1 405	151	12	16 921	1 405	151	—	—
5099	Durable goods, n.e.c.	18	33 789	1 411	95	16	(D)	(D)	BB	2	(D)
51	Nondurable goods	386	7 440 311	176 720	7 327	296	5 689 539	125 793	5 445	90	1 750 772
511	Paper and paper products	46	138 687	12 723	592	37	101 586	10 338	512	9	37 101
5111	Printing and writing paper	9	21 535	2 777	104	8	(D)	(D)	BB	1	(D)
5112	Stationery and office supplies	31	93 372	8 256	433	24	(D)	(D)	EE	7	(D)
5113	Industrial and personal service paper	6	23 780	1 690	55	5	(D)	(D)	BB	1	(D)
512	Drugs, drug proprietaries, and druggists' sundries	25	253 244	7 912	324	20	(D)	(D)	EE	5	(D)
5122	Drugs, drug proprietaries, and druggists' sundries	25	253 244	7 912	324	20	(D)	(D)	EE	5	(D)
513	Apparel, piece goods, and notions	24	50 513	7 538	505	20	45 951	7 388	500	4	4 562
5131	Piece goods, notions, and other dry goods	6	(D)	(D)	BB	6	(D)	(D)	BB	—	—
5136	Men's and boys' clothing and furnishings	6	(D)	(D)	EE	5	(D)	(D)	EE	1	(D)
5137	Women's, children's, and infants' clothing and accessories	10	7 657	345	28	8	(D)	(D)	BB	2	(D)
5139	Footwear	2	(D)	(D)	AA	1	(D)	(D)	AA	1	(D)
514	Groceries and related products	136	1 277 326	61 066	2 741	99	573 341	40 016	1 810	37	703 985
5141	Groceries, general line	26	541 014	22 338	869	15	(D)	(D)	FF	11	(D)
5142	Packaged frozen foods	10	118 634	3 582	217	6	41 001	2 211	152	4	77 633
5143	Dairy products, except dried or canned	9	(D)	(D)	BB	6	1 975	103	8	3	(D)
5144	Poultry and poultry products	2	(D)	(D)	CC	2	(D)	(D)	CC	—	—
5145	Confectionery	7	92 434	4 619	226	3	2 014	182	15	4	90 420
5146	Fish and seafoods	23	60 903	2 159	131	21	(D)	(D)	CC	2	(D)
5147	Meats and meat products	9	(D)	(D)	BB	8	23 905	1 286	73	1	(D)
5148	Fresh fruits and vegetables	12	160 008	9 548	376	10	(D)	(D)	EE	2	(D)
5149	Groceries and related products, n.e.c.	38	(D)	(D)	FF	28	(D)	(D)	EE	10	118 949
515	Farm-product raw materials	6	(D)	(D)	CC	6	(D)	(D)	CC	—	—
5153	Grain and field beans	5	(D)	(D)	CC	5	(D)	(D)	CC	—	—
5154	Livestock	—	—	—	—	—	—	—	—	—	—
5159	Farm-product raw materials, n.e.c.	1	(D)	(D)	AA	1	(D)	(D)	AA	—	—
516	Chemicals and allied products	39	308 177	13 682	448	31	149 977	7 777	288	8	158 200
5162	Plastics materials and basic forms and shapes	5	37 786	2 023	71	4	(D)	(D)	BB	1	(D)
5169	Chemicals and allied products, n.e.c.	34	270 391	11 659	377	27	(D)	(D)	CC	7	(D)
517	Petroleum and petroleum products	37	661 657	18 236	654	28	286 886	13 326	506	9	374 771
5171	Petroleum bulk stations and terminals	20	404 768	12 551	435	14	(D)	(D)	EE	6	(D)
5172	Petroleum and petroleum products wholesalers, except bulk stations and terminals	17	256 889	5 685	219	14	(D)	(D)	CC	3	(D)

Table 6. Summary Statistics for Parishes With 200 Establishments or More: 1992 —Con.

[For meaning of abbreviations and symbols, see introductory text. For explanation of terms and comparability of 1987 and 1992 censuses, see appendix A. For information on geographic areas followed by ▲, see appendix F]

SIC code	Geographic area and kind of business	Estab-lish-ments (number)	Sales (\$1,000)	Annual payroll (\$1,000)	Paid employees for pay period including March 12 (number)	Merchant wholesalers			Other operating types		
						Estab-lish-ments (number)	Sales (\$1,000)	Annual payroll (\$1,000)	Paid employees for pay period including March 12 (number)	Estab-lish-ments (number)	Sales (\$1,000)
JEFFERSON PARISH—Con.											
51	Nondurable goods —Con.										
518	Beer, wine, and distilled alcoholic beverages -----	16	464 055	30 551	1 097	12	(D)	(D)	FF	4	(D)
5181	Beer and ale -----	4	(D)	(D)	EE	2	(D)	(D)	CC	2	(D)
5182	Wine and distilled alcoholic beverages -----	12	(D)	(D)	FF	10	(D)	(D)	FF	2	(D)
519	Miscellaneous nondurable goods -----	57	(D)	(D)	FF	43	(D)	(D)	FF	14	105 971
5191	Farm supplies -----	9	13 608	1 357	88	8	(D)	(D)	BB	1	(D)
5192	Books, periodicals, and newspapers -----	8	23 847	2 047	85	5	(D)	(D)	BB	3	(D)
5193	Flowers, nursery stock, and florists' supplies -----	6	8 808	1 369	87	6	8 808	1 369	87	—	—
5194	Tobacco and tobacco products -----	5	228 595	8 364	285	4	(D)	(D)	CC	1	(D)
5198	Paints, varnishes, and supplies -----	6	18 052	1 978	55	—	—	—	—	6	18 052
5199	Nondurable goods, n.e.c. -----	23	(D)	(D)	CC	20	(D)	(D)	CC	3	1 692
LAFAYETTE PARISH											
	Wholesale trade -----	526	1 998 845	166 007	6 442	441	1 556 847	128 008	5 375	85	441 998
50	Durable goods -----	399	864 980	109 372	4 275	339	618 907	84 191	3 629	60	246 073
501	Motor vehicles and motor vehicle parts and supplies -----	39	75 943	5 174	280	37	(D)	(D)	EE	2	(D)
5012	Automobiles and other motor vehicles -----	8	(D)	(D)	BB	7	16 145	1 518	71	1	(D)
5013	Motor vehicle supplies and new parts -----	21	13 846	2 084	122	20	(D)	(D)	CC	1	(D)
5014	Tires and tubes -----	7	(D)	(D)	BB	7	(D)	(D)	BB	—	—
5015	Motor vehicle parts, used -----	3	413	60	6	3	413	60	6	—	—
502	Furniture and homefurnishings -----	7	10 914	2 168	182	7	10 914	2 168	182	—	—
5021	Furniture -----	2	(D)	(D)	BB	2	(D)	(D)	BB	—	—
5023	Homefurnishings -----	5	(D)	(D)	CC	5	(D)	(D)	CC	—	—
503	Lumber and other construction materials -----	13	21 358	3 046	156	11	(D)	(D)	CC	2	(D)
5031	Lumber, plywood, millwork, and wood panels -----	5	12 810	2 056	106	5	12 810	2 056	106	—	—
5032	Brick, stone, and related construction materials -----	3	2 997	238	10	1	(D)	(D)	AA	2	(D)
5033	Roofing, siding, and insulation materials -----	2	(D)	(D)	AA	2	(D)	(D)	AA	—	—
5039	Construction materials, n.e.c. -----	3	(D)	(D)	BB	3	(D)	(D)	BB	—	—
504	Professional and commercial equipment and supplies -----	52	(D)	(D)	EE	46	(D)	(D)	EE	6	24 725
5043	Photographic equipment and supplies -----	1	(D)	(D)	AA	—	—	—	—	1	(D)
5044	Office equipment -----	17	15 862	4 601	153	16	(D)	(D)	CC	1	(D)
5045	Computers and computer peripheral equipment and software -----	10	21 729	2 561	84	8	(D)	(D)	BB	2	(D)
5046	Commercial equipment, n.e.c. -----	7	6 152	1 253	72	7	6 152	1 253	72	—	—
5047	Medical, dental, and hospital equipment and supplies -----	13	(D)	(D)	CC	11	22 477	3 086	103	2	(D)
5048	Ophthalmic goods -----	1	(D)	(D)	AA	1	(D)	(D)	AA	—	—
5049	Professional equipment and supplies, n.e.c. -----	3	(D)	(D)	BB	3	(D)	(D)	BB	—	—
505	Metals and minerals, except petroleum -----	19	34 113	2 791	136	17	(D)	(D)	CC	2	(D)
5051	Metals service centers and offices -----	18	(D)	(D)	CC	16	28 374	2 468	98	2	(D)
5052	Coal and other minerals and ores -----	1	(D)	(D)	BB	1	(D)	(D)	BB	—	—
506	Electrical goods -----	28	67 556	8 084	313	25	60 311	7 803	304	3	7 245
5063	Electrical apparatus and equipment, wiring supplies, and construction materials -----	20	(D)	(D)	CC	18	44 753	4 940	204	2	(D)
5064	Electrical appliances, television and radio sets -----	3	2 542	399	12	3	2 542	399	12	—	—
5065	Electronic parts and equipment, n.e.c. -----	5	(D)	(D)	BB	4	13 016	2 464	88	1	(D)
507	Hardware, and plumbing and heating equipment and supplies -----	26	40 794	4 174	173	25	(D)	(D)	CC	1	(D)
5072	Hardware -----	5	(D)	(D)	BB	5	(D)	(D)	BB	—	—
5074	Plumbing and heating equipment and supplies (hydronics) -----	9	17 558	1 716	83	9	17 558	1 716	83	—	—
5075	Warm air heating and air-conditioning equipment and supplies -----	12	(D)	(D)	BB	11	(D)	(D)	BB	1	(D)
5078	Refrigeration equipment and supplies -----	—	—	—	—	—	—	—	—	—	—
508	Machinery, equipment, and supplies -----	191	411 062	59 230	1 991	147	(D)	(D)	GG	44	(D)
5082	Construction and mining (except petroleum) machinery and equipment -----	7	40 334	5 888	176	6	(D)	(D)	BB	1	(D)
5083	Farm and garden machinery and equipment -----	5	9 151	1 030	62	5	9 151	1 030	62	—	—
5084	Industrial machinery and equipment -----	140	291 448	44 159	1 391	98	151 883	26 810	943	42	139 565
5085	Industrial supplies -----	21	41 594	5 936	222	21	41 594	5 936	222	—	—
5087	Service establishment equipment and supplies -----	12	(D)	(D)	BB	12	(D)	(D)	BB	—	—
5088	Transportation equipment and supplies, except motor vehicles -----	6	(D)	(D)	BB	5	(D)	(D)	BB	1	(D)
509	Miscellaneous durable goods -----	24	(D)	(D)	FF	24	(D)	(D)	FF	—	—
5091	Sporting and recreational goods and supplies -----	2	(D)	(D)	AA	2	(D)	(D)	AA	—	—
5092	Toys and hobby goods and supplies -----	2	(D)	(D)	AA	2	(D)	(D)	AA	—	—
5093	Scrap and waste materials -----	6	(D)	(D)	BB	6	(D)	(D)	BB	—	—
5094	Jewelry, watches, precious stones, and precious metals -----	7	(D)	(D)	FF	7	(D)	(D)	FF	—	—
5099	Durable goods, n.e.c. -----	7	(D)	(D)	BB	7	(D)	(D)	BB	—	—

Table 6. Summary Statistics for Parishes With 200 Establishments or More: 1992 —Con.

[For meaning of abbreviations and symbols, see introductory text. For explanation of terms and comparability of 1987 and 1992 censuses, see appendix A. For information on geographic areas followed by ▲, see appendix F]

SIC code	Geographic area and kind of business	Estab-lish-ments (number)	Sales (\$1,000)	Annual payroll (\$1,000)	Paid employees for pay period including March 12 (number)	Merchant wholesalers			Other operating types		
						Estab-lish-ments (number)	Sales (\$1,000)	Annual payroll (\$1,000)	Paid employees for pay period including March 12 (number)	Estab-lish-ments (number)	Sales (\$1,000)
LAFAYETTE PARISH—Con.											
51	Nondurable goods	127	1 133 865	56 635	2 167	102	937 940	43 817	1 746	25	195 925
511	Paper and paper products	12	13 955	1 524	91	10	(D)	(D)	BB	2	(D)
5111	Printing and writing paper	—	—	—	—	—	—	—	—	—	—
5112	Stationery and office supplies	11	(D)	(D)	BB	9	11 717	1 289	80	2	(D)
5113	Industrial and personal service paper	1	(D)	(D)	AA	1	(D)	(D)	AA	—	—
512	Drugs, drug proprietaries, and druggists' sundries	8	34 329	4 180	170	8	34 329	4 180	170	—	—
5122	Drugs, drug proprietaries, and druggists' sundries	8	34 329	4 180	170	8	34 329	4 180	170	—	—
513	Apparel, piece goods, and notions	3	(D)	(D)	BB	3	(D)	(D)	BB	—	—
5131	Piece goods, notions, and other dry goods	—	—	—	—	—	—	—	—	—	—
5136	Men's and boys' clothing and furnishings	2	(D)	(D)	BB	2	(D)	(D)	BB	—	—
5137	Women's, children's, and infants' clothing and accessories	1	(D)	(D)	AA	1	(D)	(D)	AA	—	—
5139	Footwear	—	—	—	—	—	—	—	—	—	—
514	Groceries and related products	24	399 923	20 291	654	16	(D)	(D)	EE	8	(D)
5141	Groceries, general line	6	(D)	(D)	EE	5	(D)	(D)	EE	1	(D)
5142	Packages, frozen foods	—	—	—	—	—	—	—	—	—	—
5143	Dairy products, except dried or canned	2	(D)	(D)	AA	1	(D)	(D)	AA	1	(D)
5144	Poultry and poultry products	—	—	—	—	—	—	—	—	—	—
5145	Confectionery	2	(D)	(D)	BB	1	(D)	(D)	BB	1	(D)
5146	Fish and seafoods	—	—	—	—	—	—	—	—	—	—
5147	Meats and meat products	4	16 422	558	37	3	(D)	(D)	BB	1	(D)
5148	Fresh fruits and vegetables	2	(D)	(D)	AA	2	(D)	(D)	AA	—	—
5149	Groceries and related products, n.e.c.	8	(D)	(D)	CC	4	(D)	(D)	BB	4	(D)
515	Farm-product raw materials	4	16 939	559	59	2	(D)	(D)	AA	2	(D)
5153	Grain and field beans	1	(D)	(D)	AA	1	(D)	(D)	AA	—	—
5154	Livestock	1	(D)	(D)	BB	—	—	—	—	1	(D)
5159	Farm-product raw materials, n.e.c.	2	(D)	(D)	AA	1	(D)	(D)	AA	1	(D)
516	Chemicals and allied products	28	76 946	8 862	242	21	24 528	3 090	101	7	52 418
5162	Plastics materials and basic forms and shapes	—	—	—	—	—	—	—	—	—	—
5169	Chemicals and allied products, n.e.c.	28	76 946	8 862	242	21	24 528	3 090	101	7	52 418
517	Petroleum and petroleum products	17	369 970	4 463	206	14	313 772	3 002	148	3	56 198
5171	Petroleum bulk stations and terminals	10	(D)	(D)	CC	9	(D)	(D)	CC	1	(D)
5172	Petroleum and petroleum products wholesalers, except bulk stations and terminals	7	(D)	(D)	BB	5	(D)	(D)	BB	2	(D)
518	Beer, wine, and distilled alcoholic beverages	6	112 562	10 278	409	6	112 562	10 278	409	—	—
5181	Beer and ale	3	(D)	(D)	CC	3	(D)	(D)	CC	—	—
5182	Wine and distilled alcoholic beverages	3	(D)	(D)	CC	3	(D)	(D)	CC	—	—
519	Miscellaneous nondurable goods	25	(D)	(D)	EE	22	102 999	5 743	300	3	(D)
5191	Farm supplies	8	11 042	898	56	8	11 042	898	56	—	—
5192	Books, periodicals, and newspapers	1	(D)	(D)	AA	1	(D)	(D)	AA	—	—
5193	Flowers, nursery stock, and florists' supplies	2	(D)	(D)	BB	2	(D)	(D)	BB	—	—
5194	Tobacco and tobacco products	2	(D)	(D)	CC	2	(D)	(D)	CC	—	—
5198	Paints, varnishes, and supplies	7	8 679	1 281	49	4	(D)	(D)	BB	3	(D)
5199	Nondurable goods, n.e.c.	5	(D)	(D)	AA	5	(D)	(D)	AA	—	—
ORLEANS PARISH											
	Wholesale trade	618	3 336 947	200 176	7 655	515	1 535 535	157 710	6 612	103	1 801 412
50	Durable goods	391	1 502 928	136 131	4 815	321	858 636	103 114	4 052	70	644 292
501	Motor vehicles and motor vehicle parts and supplies	50	54 761	7 883	384	45	(D)	(D)	EE	5	(D)
5012	Automobiles and other motor vehicles	5	(D)	(D)	AA	4	(D)	(D)	AA	1	(D)
5013	Motor vehicle supplies and new parts	24	35 165	4 656	215	21	(D)	(D)	CC	3	(D)
5014	Tires and tubes	10	(D)	(D)	BB	9	11 409	1 705	84	1	(D)
5015	Motor vehicle parts, used	11	(D)	(D)	BB	11	(D)	(D)	BB	—	—
502	Furniture and homefurnishings	29	61 015	5 910	341	24	49 017	5 651	329	5	11 998
5021	Furniture	11	26 269	2 082	153	10	(D)	(D)	CC	1	(D)
5023	Homefurnishings	18	34 746	3 828	188	14	(D)	(D)	CC	4	(D)
503	Lumber and other construction materials	22	103 700	8 747	318	19	93 110	8 455	308	3	10 590
5031	Lumber, plywood, millwork, and wood panels	5	51 343	3 449	112	5	51 343	3 449	112	—	—
5032	Brick, stone, and related construction materials	8	40 377	4 030	160	7	(D)	(D)	CC	1	(D)
5033	Roofing, siding, and insulation materials	2	(D)	(D)	AA	2	(D)	(D)	AA	—	—
5039	Construction materials, n.e.c.	7	(D)	(D)	BB	5	(D)	(D)	BB	2	(D)
504	Professional and commercial equipment and supplies	37	209 638	27 467	652	29	49 804	8 040	281	8	159 834
5043	Photographic equipment and supplies	2	(D)	(D)	CC	1	(D)	(D)	AA	1	(D)
5044	Office equipment	5	7 247	1 661	50	4	(D)	(D)	BB	1	(D)
5045	Computers and computer peripheral equipment and software	12	76 195	15 962	289	9	(D)	(D)	BB	3	(D)
5046	Commercial equipment, n.e.c.	5	(D)	(D)	BB	5	(D)	(D)	BB	—	—
5047	Medical, dental, and hospital equipment and supplies	10	35 233	3 875	101	8	(D)	(D)	BB	2	(D)
5048	Ophthalmic goods	1	(D)	(D)	AA	—	—	—	—	1	(D)
5049	Professional equipment and supplies, n.e.c.	2	(D)	(D)	AA	2	(D)	(D)	AA	—	—
505	Metals and minerals, except petroleum	21	167 321	11 567	421	17	112 682	9 267	352	4	54 639
5051	Metals service centers and offices	19	(D)	(D)	EE	15	(D)	(D)	EE	4	54 639
5052	Coal and other minerals and ores	2	(D)	(D)	BB	2	(D)	(D)	BB	—	—

Table 6. Summary Statistics for Parishes With 200 Establishments or More: 1992 —Con.

[For meaning of abbreviations and symbols, see introductory text. For explanation of terms and comparability of 1987 and 1992 censuses, see appendix A. For information on geographic areas followed by ▲, see appendix F]

SIC code	Geographic area and kind of business	Estab-lish-ments (number)	Sales (\$1,000)	Annual payroll (\$1,000)	Paid employees for pay period including March 12 (number)	Merchant wholesalers				Other operating types	
						Estab-lish-ments (number)	Sales (\$1,000)	Annual payroll (\$1,000)	Paid employees for pay period including March 12 (number)	Estab-lish-ments (number)	Sales (\$1,000)
ORLEANS PARISH—Con.											
50	Durable goods —Con.										
506	Electrical goods -----	38	124 675	17 091	637	34	88 465	15 740	607	4	36 210
5063	Electrical apparatus and equipment, wiring supplies, and construction materials -----	27	91 589	13 408	471	24	(D)	(D)	EE	3	(D)
5064	Electrical appliances, television and radio sets -----	1	(D)	(D)	AA	1	(D)	(D)	AA	—	(D)
5065	Electronic parts and equipment, n.e.c. -----	10	(D)	(D)	CC	9	(D)	(D)	CC	1	(D)
507	Hardware, and plumbing and heating equipment and supplies -----	40	68 269	9 389	395	37	(D)	(D)	EE	3	(D)
5072	Hardware -----	9	32 785	5 105	199	9	32 785	5 105	199	—	—
5074	Plumbing and heating equipment and supplies (hydronics) -----	13	21 061	1 842	90	11	(D)	(D)	BB	2	(D)
5075	Warm air heating and air-conditioning equipment and supplies -----	10	(D)	(D)	BB	9	(D)	(D)	BB	1	(D)
5078	Refrigeration equipment and supplies -----	8	(D)	(D)	BB	8	(D)	(D)	BB	—	—
508	Machinery, equipment, and supplies -----	115	628 445	39 190	1 267	77	268 066	30 520	1 025	38	360 379
5082	Construction and mining (except petroleum) machinery and equipment -----	6	(D)	(D)	AA	5	(D)	(D)	AA	1	(D)
5083	Farm and garden machinery and equipment -----	3	(D)	(D)	BB	3	(D)	(D)	BB	—	—
5084	Industrial machinery and equipment -----	60	261 013	17 925	549	33	121 476	13 195	430	27	139 537
5085	Industrial supplies -----	19	236 321	6 501	236	16	(D)	(D)	CC	3	(D)
5087	Service establishment equipment and supplies -----	10	23 858	4 872	173	9	(D)	(D)	CC	1	(D)
5088	Transportation equipment and supplies, except motor vehicles -----	17	84 137	8 374	273	11	(D)	(D)	CC	6	(D)
509	Miscellaneous durable goods -----	39	85 104	8 887	400	39	85 104	8 887	400	—	—
5091	Sporting and recreational goods and supplies -----	5	(D)	(D)	BB	5	(D)	(D)	BB	—	—
5092	Toys and hobby goods and supplies -----	5	(D)	(D)	BB	5	(D)	(D)	BB	—	—
5093	Scrap and waste materials -----	9	37 851	4 726	205	9	37 851	4 726	205	—	—
5094	Jewelry, watches, precious stones, and precious metals -----	12	19 869	2 236	75	12	19 869	2 236	75	—	—
5099	Durable goods, n.e.c. -----	8	(D)	(D)	BB	8	(D)	(D)	BB	—	—
51	Nondurable goods -----	227	1 834 019	64 045	2 840	194	676 899	54 596	2 560	33	1 157 120
511	Paper and paper products -----	27	81 791	10 572	418	27	81 791	10 572	418	—	—
5111	Printing and writing paper -----	4	32 736	3 319	114	4	32 736	3 319	114	—	—
5112	Stationery and office supplies -----	12	12 483	2 894	136	12	12 483	2 894	136	—	—
5113	Industrial and personal service paper -----	11	36 572	4 359	168	11	36 572	4 359	168	—	—
512	Drugs, drug proprietaries, and druggists' sundries -----	12	59 660	1 963	95	11	(D)	(D)	BB	1	(D)
5122	Drugs, drug proprietaries, and druggists' sundries -----	12	59 660	1 963	95	11	(D)	(D)	BB	1	(D)
513	Apparel, piece goods, and notions -----	17	(D)	(D)	CC	15	(D)	(D)	CC	2	(D)
5131	Piece goods, notions, and other dry goods -----	6	14 120	2 280	105	6	14 120	2 280	105	—	—
5136	Men's and boys' clothing and furnishings -----	8	(D)	(D)	BB	6	(D)	(D)	BB	2	(D)
5137	Women's, children's, and infants' clothing and accessories -----	3	(D)	(D)	BB	3	(D)	(D)	BB	—	—
5139	Footwear -----	—	—	—	—	—	—	—	—	—	—
514	Groceries and related products -----	85	703 965	29 675	1 426	77	369 115	28 591	1 384	8	334 850
5141	Groceries, general line -----	14	(D)	(D)	CC	14	(D)	(D)	CC	—	—
5142	Packaged frozen foods -----	7	7 988	747	60	7	7 988	747	60	—	—
5143	Dairy products, except dried or canned -----	5	73 989	5 827	236	5	73 989	5 827	236	—	—
5144	Poultry and poultry products -----	2	(D)	(D)	AA	1	(D)	(D)	AA	1	(D)
5145	Confectionery -----	1	(D)	(D)	AA	1	(D)	(D)	AA	—	—
5146	Fish and seafoods -----	15	30 967	2 261	209	15	30 967	2 261	209	—	—
5147	Meats and meat products -----	5	54 481	2 861	127	3	(D)	(D)	CC	2	(D)
5148	Fresh fruits and vegetables -----	9	26 720	2 720	148	7	(D)	(D)	CC	2	(D)
5149	Groceries and related products, n.e.c. -----	27	432 467	9 600	381	24	110 880	9 062	365	3	321 587
515	Farm-product raw materials -----	5	(D)	(D)	BB	5	(D)	(D)	BB	—	—
5153	Grain and field beans -----	3	(D)	(D)	AA	3	(D)	(D)	AA	—	—
5154	Livestock -----	—	—	—	—	—	—	—	—	—	—
5159	Farm-product raw materials, n.e.c. -----	2	(D)	(D)	AA	2	(D)	(D)	AA	—	—
516	Chemicals and allied products -----	19	51 158	5 297	142	10	12 268	1 628	52	9	38 890
5162	Plastics materials and basic forms and shapes -----	6	10 871	1 223	34	4	(D)	(D)	BB	2	(D)
5169	Chemicals and allied products, n.e.c. -----	13	40 287	4 074	108	6	(D)	(D)	BB	7	(D)
517	Petroleum and petroleum products -----	8	18 633	1 332	59	7	(D)	(D)	BB	1	(D)
5171	Petroleum bulk stations and terminals -----	5	7 416	526	23	4	(D)	(D)	BB	1	(D)
5172	Petroleum and petroleum products wholesalers, except bulk stations and terminals -----	3	11 217	806	36	3	11 217	806	36	—	—
518	Beer, wine, and distilled alcoholic beverages -----	6	(D)	(D)	BB	6	(D)	(D)	BB	—	—
5181	Beer and ale -----	1	(D)	(D)	AA	1	(D)	(D)	AA	—	—
5182	Wine and distilled alcoholic beverages -----	5	(D)	(D)	BB	5	(D)	(D)	BB	—	—
519	Miscellaneous nondurable goods -----	48	789 829	9 337	395	36	(D)	(D)	EE	12	(D)
5191	Farm supplies -----	7	(D)	(D)	BB	2	(D)	(D)	AA	5	(D)
5192	Books, periodicals, and newspapers -----	6	(D)	(D)	BB	3	(D)	(D)	BB	3	(D)
5193	Flowers, nursery stock, and florists' supplies -----	3	3 513	539	32	3	3 513	539	32	—	—
5194	Tobacco and tobacco products -----	3	(D)	(D)	BB	2	(D)	(D)	BB	1	(D)
5198	Paints, varnishes, and supplies -----	8	(D)	(D)	BB	6	(D)	(D)	BB	2	(D)
5199	Nondurable goods, n.e.c. -----	21	(D)	(D)	CC	20	(D)	(D)	CC	1	(D)
OUACHITA PARISH (Coextensive with Monroe, LA MSA; see table 7.)											

Table 6. Summary Statistics for Parishes With 200 Establishments or More: 1992 —Con.

[For meaning of abbreviations and symbols, see introductory text. For explanation of terms and comparability of 1987 and 1992 censuses, see appendix A. For information on geographic areas followed by ▲, see appendix F]

SIC code	Geographic area and kind of business	Estab-lish-ments (number)	Sales (\$1,000)	Annual payroll (\$1,000)	Paid employees for pay period including March 12 (number)	Merchant wholesalers			Other operating types		
						Estab-lish-ments (number)	Sales (\$1,000)	Annual payroll (\$1,000)	Paid employees for pay period including March 12 (number)	Estab-lish-ments (number)	Sales (\$1,000)
RAPIDES PARISH (Coextensive with Alexandria, LA MSA; see table 7.)											
ST. TAMMANY PARISH											
	Wholesale trade	224	626 540	35 325	1 500	185	450 338	29 526	1 311	39	176 202
50	Durable goods	156	189 801	16 493	718	131	117 454	14 270	656	25	72 347
501	Motor vehicles and motor vehicle parts and supplies	25	12 714	2 076	170	24	(D)	(D)	CC	1	(D)
502	Furniture and homefurnishings	4	(D)	(D)	AA	2	(D)	(D)	AA	2	(D)
503	Lumber and other construction materials	7	6 023	705	43	7	6 023	705	43	-	-
504	Professional and commercial equipment and supplies	26	28 180	3 981	107	22	(D)	(D)	BB	4	(D)
505	Metals and minerals, except petroleum	9	28 030	1 446	55	5	13 981	1 133	44	4	14 049
506	Electrical goods	21	33 386	1 654	79	16	11 817	1 142	69	5	21 569
507	Hardware, and plumbing and heating equipment and supplies	12	12 710	1 117	50	12	12 710	1 117	50	-	-
508	Machinery, equipment, and supplies	40	49 631	4 485	175	32	35 109	4 001	160	8	14 522
509	Miscellaneous durable goods	12	(D)	(D)	BB	11	(D)	(D)	BB	1	(D)
51	Nondurable goods	68	436 739	18 832	782	54	332 884	15 256	655	14	103 855
511	Paper and paper products	8	13 008	739	47	7	(D)	(D)	BB	1	(D)
512	Drugs, drug proprietaries, and druggists' sundries	4	(D)	(D)	CC	4	(D)	(D)	CC	-	-
513	Apparel, piece goods, and notions	5	(D)	(D)	BB	3	(D)	(D)	BB	2	(D)
514	Groceries and related products	19	106 623	4 807	241	13	22 326	2 107	147	6	84 297
515	Farm-product raw materials	2	(D)	(D)	AA	2	(D)	(D)	AA	-	-
516	Chemicals and allied products	7	7 367	417	16	5	(D)	(D)	AA	2	(D)
517	Petroleum and petroleum products	6	44 124	1 333	34	5	(D)	(D)	BB	1	(D)
518	Beer, wine, and distilled alcoholic beverages	2	(D)	(D)	CC	2	(D)	(D)	CC	-	-
519	Miscellaneous nondurable goods	15	(D)	(D)	BB	13	(D)	(D)	BB	2	(D)
TERREBONNE PARISH											
	Wholesale trade	228	466 296	46 765	2 352	202	414 413	40 300	1 889	26	51 883
50	Durable goods	145	212 264	28 014	1 172	127	183 828	24 190	1 048	18	28 436
501	Motor vehicles and motor vehicle parts and supplies	16	25 589	2 624	114	16	25 589	2 624	114	-	-
502	Furniture and homefurnishings	-	(D)	(D)	BB	-	(D)	(D)	BB	-	-
503	Lumber and other construction materials	2	(D)	(D)	BB	2	(D)	(D)	BB	-	-
504	Professional and commercial equipment and supplies	12	8 621	1 552	68	12	8 621	1 552	68	-	-
505	Metals and minerals, except petroleum	8	(D)	(D)	CC	7	16 654	3 063	128	1	(D)
506	Electrical goods	14	(D)	(D)	BB	13	(D)	(D)	BB	1	(D)
507	Hardware, and plumbing and heating equipment and supplies	11	12 490	1 279	68	11	12 490	1 279	68	-	-
508	Machinery, equipment, and supplies	80	(D)	(D)	FF	64	(D)	(D)	FF	16	(D)
509	Miscellaneous durable goods	2	(D)	(D)	BB	2	(D)	(D)	BB	-	-
51	Nondurable goods	83	254 032	18 751	1 180	75	230 585	16 110	841	8	23 447
511	Paper and paper products	6	2 841	441	36	6	2 841	441	36	-	-
512	Drugs, drug proprietaries, and druggists' sundries	-	(D)	(D)	-	-	(D)	(D)	-	-	-
513	Apparel, piece goods, and notions	1	(D)	(D)	AA	1	(D)	(D)	AA	-	-
514	Groceries and related products	49	180 253	13 891	951	45	(D)	(D)	FF	4	(D)
515	Farm-product raw materials	1	(D)	(D)	AA	1	(D)	(D)	AA	-	-
516	Chemicals and allied products	7	7 431	801	30	5	(D)	(D)	BB	2	(D)
517	Petroleum and petroleum products	7	32 564	802	25	6	(D)	(D)	BB	1	(D)
518	Beer, wine, and distilled alcoholic beverages	5	20 397	1 998	83	4	(D)	(D)	BB	1	(D)
519	Miscellaneous nondurable goods	7	(D)	(D)	BB	7	(D)	(D)	BB	-	-

Table 7. Summary Statistics for Metropolitan Areas: 1992

[For meaning of abbreviations and symbols, see introductory text. For explanation of terms and comparability of 1987 and 1992 censuses, see appendix A. For definitions of CMSA's, MSA's, and PMSA's, see appendix D]

SIC code	Geographic area and kind of business	Estab-lish-ments (number)	Sales (\$1,000)	Annual payroll (\$1,000)	Paid employees for pay period including March 12 (number)	Merchant wholesalers			Other operating types		
						Estab-lish-ments (number)	Sales (\$1,000)	Annual payroll (\$1,000)	Paid employees for pay period including March 12 (number)	Estab-lish-ments (number)	Sales (\$1,000)
ALEXANDRIA, LA MSA											
	Wholesale trade -----	216	568 266	41 771	2 009	197	509 145	38 178	1 847	19	59 121
50	Durable goods -----	137	246 539	26 535	1 229	129	223 953	25 368	1 169	8	22 586
501	Motor vehicles and motor vehicle parts and supplies -----	28	43 615	5 174	303	28	43 615	5 174	303	--	--
502	Furniture and homefurnishings -----	3	(D)	(D)	AA	3	(D)	(D)	AA	3	(D)
503	Lumber and other construction materials -----	12	23 587	1 836	80	9	(D)	(D)	BB	3	(D)
504	Professional and commercial equipment and supplies -----	25	23 124	3 600	129	23	(D)	(D)	CC	2	(D)
505	Metals and minerals, except petroleum -----	13	35 184	2 841	130	12	(D)	(D)	BB	1	(D)
506	Electrical goods -----	16	22 229	2 356	101	15	(D)	(D)	CC	1	(D)
507	Machinery, equipment, and supplies -----	29	48 892	5 298	224	28	(D)	(D)	CC	1	(D)
509	Miscellaneous durable goods -----	11	(D)	(D)	CC	11	(D)	(D)	CC	--	--
51	Nondurable goods -----	79	321 727	15 236	780	68	285 192	12 810	678	11	36 535
511	Paper and paper products -----	11	11 760	1 915	93	10	(D)	(D)	BB	1	(D)
512	Drugs, drug proprietaries, and druggists' sundries -----	5	18 534	830	42	5	18 534	830	42	--	--
513	Apparel, piece goods, and notions -----	--	--	--	--	--	--	--	--	--	--
514	Groceries and related products -----	19	58 781	4 823	248	12	32 579	3 274	184	7	26 202
515	Farm-product raw materials -----	4	(D)	(D)	BB	3	(D)	(D)	BB	1	(D)
516	Chemicals and allied products -----	4	14 232	1 415	66	3	(D)	(D)	BB	1	(D)
517	Petroleum and petroleum products -----	9	138 959	1 501	66	9	138 959	1 501	66	--	--
518	Beer, wine, and distilled alcoholic beverages -----	4	26 152	2 235	104	4	26 152	2 235	104	--	--
519	Miscellaneous nondurable goods -----	23	(D)	(D)	CC	22	(D)	(D)	CC	1	(D)
BATON ROUGE, LA MSA											
	Wholesale trade -----	1 045	4 812 398	332 000	12 208	885	2 870 903	263 837	10 379	160	1 941 495
50	Durable goods -----	773	2 016 410	224 079	8 063	663	1 536 744	184 556	7 131	110	479 666
501	Motor vehicles and motor vehicle parts and supplies -----	102	184 418	19 585	970	98	167 119	19 156	948	4	17 299
5012	Automobiles and other motor vehicles -----	18	66 248	5 055	189	17	(D)	(D)	CC	1	(D)
5013	Motor vehicle supplies and new parts -----	64	90 773	10 758	560	61	(D)	(D)	FF	3	(D)
5014	Tires and tubes -----	6	20 656	2 729	153	6	20 656	2 729	153	--	--
5015	Motor vehicle parts, used -----	14	6 741	1 043	68	14	6 741	1 043	68	--	--
502	Furniture and homefurnishings -----	27	46 536	6 524	298	26	(D)	(D)	EE	1	(D)
5021	Furniture -----	14	23 955	3 862	178	13	(D)	(D)	CC	1	(D)
5023	Homefurnishings -----	13	22 581	2 662	120	13	22 581	2 662	120	--	--
503	Lumber and other construction materials -----	54	131 413	12 285	496	49	109 264	10 634	418	5	22 149
5031	Lumber, plywood, millwork, and wood panels -----	13	51 971	3 340	139	13	51 971	3 340	139	--	--
5032	Brick, stone, and related construction materials -----	14	28 568	2 380	119	11	(D)	(D)	BB	3	(D)
5033	Roofing, siding, and insulation materials -----	11	19 095	2 041	69	11	19 095	2 041	69	--	--
5039	Construction materials, n.e.c. -----	16	31 779	4 524	169	14	(D)	(D)	CC	2	(D)
504	Professional and commercial equipment and supplies -----	99	220 691	35 623	1 098	89	126 711	20 380	830	10	93 980
5043	Photographic equipment and supplies -----	3	(D)	(D)	BB	3	(D)	(D)	BB	--	--
5044	Office equipment -----	18	39 833	10 372	315	17	(D)	(D)	CC	1	(D)
5045	Computers and computer peripheral equipment and software -----	30	88 267	14 401	360	26	39 512	4 904	201	4	48 755
5046	Commercial equipment, n.e.c. -----	8	(D)	(D)	BB	8	(D)	(D)	BB	--	--
5047	Medical, dental, and hospital equipment and supplies -----	19	49 199	4 804	161	17	(D)	(D)	CC	2	(D)
5048	Ophthalmic goods -----	10	2 144	415	47	9	(D)	(D)	BB	1	(D)
5049	Professional equipment and supplies, n.e.c. -----	11	27 696	3 720	125	9	(D)	(D)	CC	2	(D)
505	Metals and minerals, except petroleum -----	28	169 909	10 976	331	28	169 909	10 976	331	--	--
5051	Metals service centers and offices -----	28	169 909	10 976	331	28	169 909	10 976	331	--	--
5052	Coal and other minerals and ores -----	--	--	--	--	--	--	--	--	--	--
506	Electrical goods -----	91	251 525	23 834	842	69	178 113	20 056	747	22	73 412
5063	Electrical apparatus and equipment, wiring supplies, and construction materials -----	65	198 440	15 018	556	46	(D)	(D)	EE	19	(D)
5064	Electrical appliances, television and radio sets -----	4	5 805	1 134	43	4	5 805	1 134	43	--	--
5065	Electronic parts and equipment, n.e.c. -----	22	47 280	7 682	243	19	(D)	(D)	CC	3	(D)
507	Hardware, and plumbing and heating equipment and supplies -----	47	153 759	14 713	617	40	135 227	14 281	601	7	18 532
5072	Hardware -----	13	39 341	6 906	283	12	(D)	(D)	EE	1	(D)
5074	Plumbing and heating equipment and supplies (hydronics) -----	20	79 277	5 596	230	16	(D)	(D)	CC	4	(D)
5075	Warm air heating and air-conditioning equipment and supplies -----	12	(D)	(D)	BB	10	29 050	1 760	(D)	2	(D)
5078	Refrigeration equipment and supplies -----	2	(D)	(D)	AA	2	(D)	(D)	AA	--	--
508	Machinery, equipment, and supplies -----	274	745 287	91 455	2 909	219	494 388	73 842	2 476	55	250 899
5082	Construction and mining (except petroleum) machinery and equipment -----	12	74 814	10 096	316	12	74 814	10 096	316	--	--
5083	Farm and garden machinery and equipment -----	18	31 854	3 346	139	15	(D)	(D)	CC	3	(D)
5084	Industrial machinery and equipment -----	103	228 701	21 913	715	68	91 937	13 373	498	35	136 764
5085	Industrial supplies -----	110	370 287	49 168	1 369	95	278 957	41 346	1 195	15	91 330
5087	Service establishment equipment and supplies -----	25	37 035	6 421	345	23	(D)	(D)	EE	2	(D)
5088	Transportation equipment and supplies, except motor vehicles -----	6	2 596	511	25	6	2 596	511	25	--	--

Table 7. Summary Statistics for Metropolitan Areas: 1992 — Con.

[For meaning of abbreviations and symbols, see introductory text. For explanation of terms and comparability of 1987 and 1992 censuses, see appendix A. For definitions of CMSA's, MSA's, and PMSA's, see appendix D]

SIC code	Geographic area and kind of business	Estab-lish-ments (number)	Sales (\$1,000)	Annual payroll (\$1,000)	Paid employees for pay period including March 12 (number)	Merchant wholesalers			Other operating types		
						Estab-lish-ments (number)	Sales (\$1,000)	Annual payroll (\$1,000)	Paid employees for pay period including March 12 (number)	Estab-lish-ments (number)	Sales (\$1,000)
BATON ROUGE, LA MSA — Con.											
50	Durable goods — Con.										
509	Miscellaneous durable goods -----	51	112 872	9 084	502	45	(D)	(D)	EE	6	(D)
5091	Sporting and recreational goods and supplies ----	6	40 062	1 796	151	5	(D)	(D)	CC	1	(D)
5092	Toys and hobby goods and supplies -----	4	4 323	249	11	4	4 323	249	11	—	—
5093	Scrap and waste materials -----	19	47 712	4 168	184	18	(D)	(D)	CC	1	(D)
5094	Jewelry, watches, precious stones, and precious metals-----	5	1 520	157	16	5	1 520	157	16	—	—
5099	Durable goods, n.e.c. -----	17	19 255	2 714	140	13	(D)	(D)	CC	4	(D)
51	Nondurable goods -----	272	2 795 988	107 921	4 145	222	1 334 159	79 281	3 248	50	1 461 829
511	Paper and paper products -----	30	79 242	11 043	534	25	67 380	9 827	500	5	11 862
5111	Printing and writing paper -----	3	(D)	(D)	BB	3	(D)	(D)	BB	—	—
5112	Stationery and office supplies -----	24	57 600	7 967	433	20	(D)	(D)	EE	4	(D)
5113	Industrial and personal service paper -----	3	(D)	(D)	BB	2	(D)	(D)	BB	1	(D)
512	Drugs, drug proprietaries, and druggists' sundries ---	14	112 773	11 436	241	13	(D)	(D)	CC	1	(D)
5122	Drugs, drug proprietaries, and druggists' sundries -	14	112 773	11 436	241	13	(D)	(D)	CC	1	(D)
513	Apparel, piece goods, and notions -----	13	(D)	(D)	BB	12	(D)	(D)	BB	1	(D)
5131	Piece goods, notions, and other dry goods -----	4	(D)	(D)	AA	3	(D)	(D)	AA	1	(D)
5136	Men's and boys' clothing and furnishings -----	3	5 208	348	27	3	5 208	348	27	—	—
5137	Women's, children's, and infants' clothing and accessories -----	6	6 246	605	44	6	6 246	605	44	—	—
5139	Footwear -----	—	—	—	—	—	—	—	—	—	—
514	Groceries and related products -----	65	655 042	33 201	1 436	50	558 816	23 406	1 096	15	96 226
5141	Groceries, general line -----	8	(D)	(D)	EE	8	(D)	(D)	EE	—	—
5142	Packaged frozen foods -----	7	159 866	6 462	245	6	(D)	(D)	CC	1	(D)
5143	Dairy products, except dried or canned -----	5	29 076	2 756	99	2	(D)	(D)	BB	3	(D)
5144	Poultry and poultry products -----	—	—	—	—	—	—	—	—	—	—
5145	Confectionery -----	8	33 706	3 820	158	5	(D)	(D)	BB	3	(D)
5146	Fish and seafoods -----	7	11 988	480	26	7	11 988	480	26	—	—
5147	Meats and meat products -----	5	34 667	2 282	85	5	34 667	2 282	85	—	—
5148	Fresh fruits and vegetables -----	3	13 246	1 668	108	3	13 246	1 668	108	—	—
5149	Groceries and related products, n.e.c. -----	22	(D)	(D)	EE	14	27 093	2 194	(D)	8	(D)
515	Farm-product raw materials -----	6	146 311	1 349	120	4	(D)	(D)	BB	2	(D)
5153	Grain and field beans -----	2	(D)	(D)	BB	2	(D)	(D)	BB	—	—
5154	Livestock -----	2	(D)	(D)	BB	—	—	—	(D)	2	(D)
5159	Farm-product raw materials, n.e.c. -----	2	(D)	(D)	AA	2	(D)	(D)	AA	—	—
516	Chemicals and allied products -----	42	834 161	19 377	490	27	78 759	8 283	248	15	755 402
5162	Plastics materials and basic forms and shapes ---	5	7 347	839	41	4	(D)	(D)	BB	1	(D)
5169	Chemicals and allied products, n.e.c. -----	37	826 814	18 538	449	23	(D)	(D)	CC	14	(D)
517	Petroleum and petroleum products -----	33	724 710	12 782	469	28	175 955	8 278	376	5	548 755
5171	Petroleum bulk stations and terminals -----	27	703 366	12 132	429	23	(D)	(D)	EE	4	(D)
5172	Petroleum and petroleum products wholesalers, except bulk stations and terminals -----	6	21 344	650	40	5	(D)	(D)	BB	1	(D)
518	Beer, wine, and distilled alcoholic beverages -----	7	98 754	8 660	345	7	98 754	8 660	345	—	—
5181	Beer and ale -----	4	71 549	5 357	232	4	71 549	5 357	232	—	—
5182	Wine and distilled alcoholic beverages -----	3	27 205	3 303	113	3	27 205	3 303	113	—	—
519	Miscellaneous nondurable goods -----	62	(D)	(D)	EE	56	(D)	(D)	EE	6	(D)
5191	Farm supplies -----	17	53 352	3 733	138	16	(D)	(D)	CC	1	(D)
5192	Books, periodicals, and newspapers -----	6	10 910	776	63	5	(D)	(D)	BB	1	(D)
5193	Flowers, nursery stock, and florists' supplies ----	8	5 411	674	60	8	5 411	674	60	—	—
5194	Tobacco and tobacco products -----	3	31 976	1 127	61	3	31 976	1 127	61	—	—
5198	Paints, varnishes, and supplies -----	10	(D)	(D)	BB	6	(D)	(D)	BB	4	(D)
5199	Nondurable goods, n.e.c. -----	18	(D)	(D)	BB	18	(D)	(D)	BB	—	—
HOUMA, LA MSA											
	Wholesale trade -----	347	783 027	63 865	3 313	312	599 072	53 630	2 651	35	183 955
50	Durable goods -----	194	253 829	33 613	1 472	176	225 393	29 789	1 348	18	28 436
501	Motor vehicles and motor vehicle parts and supplies -----	26	32 235	3 452	161	26	32 235	3 452	161	—	—
502	Furniture and home furnishings -----	1	(D)	(D)	AA	1	(D)	(D)	AA	—	—
503	Lumber and other construction materials -----	4	7 411	812	45	4	7 411	812	45	—	—
504	Professional and commercial equipment and supplies -----	16	10 392	1 928	99	16	10 392	1 928	99	—	—
505	Metals and minerals, except petroleum -----	9	17 868	3 240	136	8	(D)	(D)	CC	1	(D)
506	Electrical goods -----	20	17 669	2 561	129	19	(D)	(D)	CC	1	(D)
507	Hardware, and plumbing and heating equipment and supplies -----	14	17 112	1 766	86	14	17 112	1 766	86	—	—
508	Machinery, equipment, and supplies -----	96	140 972	18 960	753	80	(D)	(D)	FF	16	(D)
509	Miscellaneous durable goods -----	8	(D)	(D)	BB	8	(D)	(D)	BB	—	—
51	Nondurable goods -----	153	529 198	30 252	1 841	136	373 679	23 841	1 303	17	155 519
511	Paper and paper products -----	9	4 115	720	60	9	4 115	720	60	—	—
512	Drugs, drug proprietaries, and druggists' sundries ---	—	—	—	—	—	—	—	—	—	—
513	Apparel, piece goods, and notions -----	3	(D)	(D)	BB	2	(D)	(D)	AA	1	(D)
514	Groceries and related products -----	77	248 169	16 850	1 198	71	188 810	12 598	766	6	59 359
515	Farm-product raw materials -----	3	(D)	(D)	BB	1	(D)	(D)	AA	2	(D)
516	Chemicals and allied products -----	11	16 440	1 851	65	7	(D)	(D)	BB	4	(D)

Table 7. Summary Statistics for Metropolitan Areas: 1992 — Con.

[For meaning of abbreviations and symbols, see introductory text. For explanation of terms and comparability of 1987 and 1992 censuses, see appendix A. For definitions of CMSA's, MSA's, and PMSA's, see appendix D]

SIC code	Geographic area and kind of business	Estab-lish-ments (number)	Sales (\$1,000)	Annual payroll (\$1,000)	Paid employees for pay period including March 12 (number)	Merchant wholesalers				Other operating types	
						Estab-lish-ments (number)	Sales (\$1,000)	Annual payroll (\$1,000)	Paid employees for pay period including March 12 (number)	Estab-lish-ments (number)	Sales (\$1,000)
HOUMA, LA MSA — Con.											
51	Nondurable goods — Con.										
517	Petroleum and petroleum products	21	167 376	3 883	151	18	(D)	(D)	CC	3	(D)
518	Beer, wine, and distilled alcoholic beverages	7	(D)	(D)	CC	6	32 553	3 436	(D)	1	(D)
519	Miscellaneous nondurable goods	22	(D)	(D)	CC	22	(D)	(D)	CC	—	—
LAFAYETTE, LA MSA											
	Wholesale trade	782	2 797 762	210 082	9 309	674	2 096 682	167 390	8 073	108	701 080
50	Durable goods	514	1 048 644	131 285	5 411	445	785 789	104 116	4 722	69	262 855
501	Motor vehicles and motor vehicle parts and supplies	72	102 759	8 258	475	70	(D)	(D)	EE	2	(D)
5012	Automobiles and other motor vehicles	10	50 158	1 758	90	9	(D)	(D)	BB	1	(D)
5013	Motor vehicle supplies and new parts	46	(D)	(D)	EE	45	(D)	(D)	EE	1	(D)
5014	Tires and tubes	9	22 163	1 851	79	9	22 163	1 851	79	—	—
5015	Motor vehicle parts, used	7	(D)	(D)	BB	7	(D)	(D)	BB	—	—
502	Furniture and home furnishings	7	10 914	2 168	182	7	10 914	2 168	182	—	—
5021	Furniture	2	(D)	(D)	BB	2	(D)	(D)	BB	—	—
5023	Home furnishings	5	(D)	(D)	CC	5	(D)	(D)	CC	—	—
503	Lumber and other construction materials	28	78 147	8 781	394	26	(D)	(D)	EE	2	(D)
5031	Lumber, plywood, millwork, and wood panels	12	47 443	3 713	153	12	47 443	3 713	153	—	—
5032	Brick, stone, and related construction materials	5	(D)	(D)	BB	3	(D)	(D)	BB	2	(D)
5033	Roofing, siding, and insulation materials	4	4 414	239	12	4	4 414	239	12	—	—
5039	Construction materials, n.e.c.	7	(D)	(D)	CC	7	(D)	(D)	CC	—	—
504	Professional and commercial equipment and supplies	54	74 229	12 370	461	48	49 504	9 329	394	6	24 725
5043	Photographic equipment and supplies	1	(D)	(D)	AA	—	—	—	(D)	1	(D)
5044	Office equipment	17	15 862	4 601	153	16	(D)	(D)	CC	1	(D)
5045	Computers and computer peripheral equipment and software	10	21 729	2 561	84	8	(D)	(D)	BB	2	(D)
5046	Commercial equipment, n.e.c.	7	6 152	1 253	72	7	6 152	1 253	72	—	—
5047	Medical, dental, and hospital equipment and supplies	14	25 211	3 458	117	12	(D)	(D)	CC	2	(D)
5048	Ophthalmic goods	1	(D)	(D)	AA	1	(D)	(D)	AA	—	—
5049	Professional equipment and supplies, n.e.c.	4	(D)	(D)	BB	4	(D)	(D)	BB	—	—
505	Metals and minerals, except petroleum	24	52 101	4 443	208	21	(D)	(D)	CC	3	(D)
5051	Metals service centers and offices	23	(D)	(D)	CC	20	(D)	(D)	CC	3	(D)
5052	Coal and other minerals and ores	1	(D)	(D)	BB	1	(D)	(D)	BB	—	—
506	Electrical goods	38	71 518	8 636	356	35	64 273	8 355	347	3	7 245
5063	Electrical apparatus and equipment, wiring supplies, and construction materials	27	52 396	5 605	241	25	(D)	(D)	CC	2	(D)
5064	Electrical appliances, television and radio sets	3	2 542	399	12	3	2 542	399	12	—	—
5065	Electronic parts and equipment, n.e.c.	8	16 580	2 632	103	7	(D)	(D)	CC	1	(D)
507	Hardware, and plumbing and heating equipment and supplies	34	53 745	5 364	243	33	(D)	(D)	CC	1	(D)
5072	Hardware	6	5 603	481	29	6	5 603	481	29	—	—
5074	Plumbing and heating equipment and supplies (hydronics)	14	27 086	2 766	144	14	27 086	2 766	144	—	—
5075	Warm air heating and air-conditioning equipment and supplies	13	(D)	(D)	BB	12	20 303	2 001	(D)	1	(D)
5078	Refrigeration equipment and supplies	1	(D)	(D)	AA	1	(D)	(D)	AA	—	—
508	Machinery, equipment, and supplies	227	467 257	68 121	2 450	175	278 373	45 037	1 873	52	188 884
5082	Construction and mining (except petroleum) machinery and equipment	7	40 334	5 888	176	6	(D)	(D)	BB	1	(D)
5083	Farm and garden machinery and equipment	17	28 937	3 632	187	17	28 937	3 632	187	—	—
5084	Industrial machinery and equipment	152	308 045	46 306	1 469	104	154 652	27 342	985	48	153 393
5085	Industrial supplies	28	59 539	9 471	450	27	(D)	(D)	EE	1	(D)
5087	Service establishment equipment and supplies	15	10 219	1 810	117	15	10 219	1 810	117	—	—
5088	Transportation equipment and supplies, except motor vehicles	8	20 183	1 014	51	6	(D)	(D)	BB	2	(D)
509	Miscellaneous durable goods	30	137 974	13 144	642	30	137 974	13 144	642	—	—
5091	Sporting and recreational goods and supplies	2	(D)	(D)	AA	2	(D)	(D)	AA	—	—
5092	Toys and hobby goods and supplies	2	(D)	(D)	AA	2	(D)	(D)	AA	—	—
5093	Scrap and waste materials	8	9 322	1 139	67	8	9 322	1 139	67	—	—
5094	Jewelry, watches, precious stones, and precious metals	8	(D)	(D)	FF	8	(D)	(D)	FF	—	—
5099	Durable goods, n.e.c.	10	9 795	766	39	10	9 795	766	39	—	—
51	Nondurable goods	268	1 749 118	78 797	3 898	229	1 310 893	63 274	3 351	39	438 225
511	Paper and paper products	17	16 214	1 896	128	14	(D)	(D)	CC	3	(D)
5111	Printing and writing paper	—	—	—	—	—	—	—	—	—	—
5112	Stationery and office supplies	15	(D)	(D)	CC	13	(D)	(D)	CC	2	(D)
5113	Industrial and personal service paper	2	(D)	(D)	AA	1	(D)	(D)	AA	1	(D)
512	Drugs, drug proprietaries, and druggists' sundries	11	66 334	4 847	211	11	66 334	4 847	211	—	—
5122	Drugs, drug proprietaries, and druggists' sundries	11	66 334	4 847	211	11	66 334	4 847	211	—	—
513	Apparel, piece goods, and notions	3	(D)	(D)	BB	3	(D)	(D)	BB	—	—
5131	Piece goods, notions, and other dry goods	—	—	—	—	—	—	—	—	—	—
5136	Men's and boys' clothing and furnishings	2	(D)	(D)	BB	2	(D)	(D)	BB	—	—
5137	Women's, children's, and infants' clothing and accessories	1	(D)	(D)	AA	1	(D)	(D)	AA	—	—
5139	Footwear	—	—	—	—	—	—	—	—	—	—

Table 7. Summary Statistics for Metropolitan Areas: 1992 — Con.

[For meaning of abbreviations and symbols, see introductory text. For explanation of terms and comparability of 1987 and 1992 censuses, see appendix A. For definitions of CMSA's, MSA's, and PMSA's, see appendix D]

SIC code	Geographic area and kind of business	Estab-lish-ments (number)	Sales (\$1,000)	Annual payroll (\$1,000)	Paid employees for pay period including March 12 (number)	Merchant wholesalers				Other operating types	
						Estab-lish-ments (number)	Sales (\$1,000)	Annual payroll (\$1,000)	Paid employees for pay period including March 12 (number)	Estab-lish-ments (number)	Sales (\$1,000)
LAFAYETTE, LA MSA — Con.											
51	Nondurable goods — Con.										
514	Groceries and related products -----	58	439 800	24 038	1 226	49	370 289	19 295	1 066	9	69 511
5141	Groceries, general line -----	7	(D)	(D)	EE	6	(D)	(D)	EE	1	(D)
5142	Packaged frozen foods -----	4	4 646	406	72	4	4 646	406	72	—	—
5143	Dairy products, except dried or canned -----	3	3 459	276	13	2	(D)	(D)	AA	1	(D)
5144	Poultry and poultry products -----	1	(D)	(D)	AA	1	(D)	(D)	AA	—	—
5145	Confectionery -----	4	3 986	631	37	3	(D)	(D)	BB	1	(D)
5146	Fish and seafoods -----	15	21 221	2 280	421	15	21 221	2 280	421	—	—
5147	Meats and meat products -----	4	16 422	558	37	3	(D)	(D)	BB	1	(D)
5148	Fresh fruits and vegetables -----	6	4 400	343	30	6	4 400	343	30	—	—
5149	Groceries and related products, n.e.c. -----	14	53 849	5 491	196	9	7 071	1 331	66	5	46 778
515	Farm-product raw materials -----	28	138 037	4 230	335	22	106 482	3 763	248	6	31 555
5153	Grain and field beans -----	21	108 059	3 587	229	18	(D)	(D)	CC	3	(D)
5154	Livestock -----	3	(D)	(D)	BB	1	(D)	(D)	AA	2	(D)
5159	Farm-product raw materials, n.e.c. -----	4	(D)	(D)	BB	3	(D)	(D)	BB	1	(D)
516	Chemicals and allied products -----	35	86 477	9 932	281	28	34 059	4 160	140	7	52 418
5162	Plastics materials and basic forms and shapes -----	—	—	—	—	—	—	—	—	—	—
5169	Chemicals and allied products, n.e.c. -----	35	86 477	9 932	281	28	34 059	4 160	140	7	52 418
517	Petroleum and petroleum products -----	52	662 100	9 843	480	42	385 804	6 009	342	10	276 296
5171	Petroleum bulk stations and terminals -----	42	(D)	(D)	EE	35	(D)	(D)	EE	7	(D)
5172	Petroleum and petroleum products wholesalers, except bulk stations and terminals -----	10	(D)	(D)	BB	7	(D)	(D)	BB	3	(D)
518	Beer, wine, and distilled alcoholic beverages -----	9	128 232	11 808	490	9	128 232	11 808	490	—	—
5181	Beer and ale -----	5	68 276	6 543	278	5	68 276	6 543	278	—	—
5182	Wine and distilled alcoholic beverages -----	4	59 956	5 265	212	4	59 956	5 265	212	—	—
519	Miscellaneous nondurable goods -----	55	(D)	(D)	FF	51	(D)	(D)	FF	4	(D)
5191	Farm supplies -----	30	67 980	4 675	268	29	(D)	(D)	EE	1	(D)
5192	Books, periodicals, and newspapers -----	2	(D)	(D)	BB	2	(D)	(D)	BB	—	—
5193	Flowers, nursery stock, and florists' supplies -----	2	(D)	(D)	BB	2	(D)	(D)	BB	—	—
5194	Tobacco and tobacco products -----	3	113 773	4 417	244	3	113 773	4 417	244	—	—
5198	Paints, varnishes, and supplies -----	7	8 679	1 281	49	4	(D)	(D)	BB	3	(D)
5199	Nondurable goods, n.e.c. -----	11	3 889	614	71	11	3 889	614	71	—	—
LAKE CHARLES, LA MSA											
	Wholesale trade -----	287	915 844	66 802	2 851	263	651 122	59 818	2 581	24	264 722
50	Durable goods -----	190	404 777	42 935	1 828	180	386 713	41 406	1 759	10	18 064
501	Motor vehicles and motor vehicle parts and supplies -----	31	67 180	6 792	360	31	67 180	6 792	360	—	—
502	Furniture and homefurnishings -----	1	(D)	(D)	AA	1	(D)	(D)	AA	—	—
503	Lumber and other construction materials -----	8	35 535	3 319	155	7	(D)	(D)	CC	1	(D)
504	Professional and commercial equipment and supplies -----	24	17 714	3 630	145	24	17 714	3 630	145	—	—
505	Metals and minerals, except petroleum -----	8	27 312	2 555	85	7	(D)	(D)	BB	1	(D)
506	Electrical goods -----	14	30 577	3 664	133	13	(D)	(D)	CC	1	(D)
507	Hardware, and plumbing and heating equipment and supplies -----	14	18 363	1 972	94	14	18 363	1 972	94	—	—
508	Machinery, equipment, and supplies -----	76	180 429	18 659	749	69	168 311	17 925	705	7	12 118
509	Miscellaneous durable goods -----	14	(D)	(D)	CC	14	(D)	(D)	CC	—	—
51	Nondurable goods -----	97	511 067	23 867	1 023	83	264 409	18 412	822	14	246 658
511	Paper and paper products -----	6	8 358	1 570	63	4	(D)	(D)	BB	2	(D)
512	Drugs, drug proprietaries, and druggists' sundries -----	5	(D)	(D)	BB	5	(D)	(D)	BB	—	—
513	Apparel, piece goods, and notions -----	3	5 305	518	32	3	5 305	518	32	—	—
514	Groceries and related products -----	16	47 475	4 578	206	13	(D)	(D)	CC	3	(D)
515	Farm-product raw materials -----	1	(D)	(D)	AA	1	(D)	(D)	AA	—	—
516	Chemicals and allied products -----	16	17 911	1 871	96	13	10 910	1 318	81	3	7 001
517	Petroleum and petroleum products -----	19	338 880	7 753	280	14	130 548	5 740	201	5	208 332
518	Beer, wine, and distilled alcoholic beverages -----	4	34 318	3 975	142	4	34 318	3 975	142	—	—
519	Miscellaneous nondurable goods -----	27	(D)	(D)	CC	26	(D)	(D)	CC	1	(D)
MONROE, LA MSA											
	Wholesale trade -----	284	1 201 875	76 971	3 133	250	1 004 776	68 471	2 829	34	197 099
50	Durable goods -----	179	705 126	45 155	1 821	161	614 038	40 911	1 683	18	91 088
501	Motor vehicles and motor vehicle parts and supplies -----	41	98 828	9 677	420	38	(D)	(D)	EE	3	(D)
502	Furniture and homefurnishings -----	4	(D)	(D)	BB	4	(D)	(D)	BB	—	—
503	Lumber and other construction materials -----	10	339 474	3 983	138	8	(D)	(D)	CC	2	(D)
504	Professional and commercial equipment and supplies -----	30	31 692	5 625	213	26	(D)	(D)	CC	4	(D)
505	Metals and minerals, except petroleum -----	6	27 789	2 090	69	4	(D)	(D)	BB	2	(D)
506	Electrical goods -----	13	36 554	4 994	176	11	(D)	(D)	CC	2	(D)

Table 7. Summary Statistics for Metropolitan Areas: 1992 – Con.

[For meaning of abbreviations and symbols, see introductory text. For explanation of terms and comparability of 1987 and 1992 censuses, see appendix A. For definitions of CMSA's, MSA's, and PMSA's, see appendix D]

SIC code	Geographic area and kind of business	Estab-lish-ments (number)	Sales (\$1,000)	Annual payroll (\$1,000)	Paid employees for pay period including March 12 (number)	Merchant wholesalers				Other operating types	
						Estab-lish-ments (number)	Sales (\$1,000)	Annual payroll (\$1,000)	Paid employees for pay period including March 12 (number)	Estab-lish-ments (number)	Sales (\$1,000)
MONROE, LA MSA – Con.											
50	Durable goods – Con.										
507	Hardware, and plumbing and heating equipment and supplies -----	13	28 277	1 841	91	12	(D)	(D)	BB	1	(D)
508	Machinery, equipment, and supplies -----	46	122 758	14 319	570	44	(D)	(D)	FF	2	(D)
509	Miscellaneous durable goods -----	16	(D)	(D)	CC	14	(D)	(D)	CC	2	(D)
51	Nondurable goods -----	105	496 749	31 816	1 312	89	390 738	27 560	1 146	16	106 011
511	Paper and paper products -----	13	26 787	3 661	137	11	(D)	(D)	CC	2	(D)
512	Drugs, drug proprietaries, and druggists' sundries ---	4	46 875	2 463	123	4	46 875	2 463	123	–	–
513	Apparel, piece goods, and notions -----	2	(D)	(D)	AA	1	(D)	(D)	AA	1	(D)
514	Groceries and related products -----	27	136 781	8 312	469	23	127 159	7 621	438	4	9 622
515	Farm-product raw materials -----	2	(D)	(D)	BB	1	(D)	(D)	AA	1	(D)
516	Chemicals and allied products -----	15	40 746	2 690	80	10	14 082	1 643	59	5	26 664
517	Petroleum and petroleum products -----	14	92 674	5 728	119	14	92 674	5 728	119	–	–
518	Beer, wine, and distilled alcoholic beverages -----	9	53 393	4 421	154	9	53 393	4 421	154	–	–
519	Miscellaneous nondurable goods -----	19	(D)	(D)	CC	16	(D)	(D)	CC	3	(D)
NEW ORLEANS, LA MSA											
	Wholesale trade -----	2 421	18 154 704	790 660	29 507	1 950	11 851 787	591 216	23 600	471	6 302 917
50	Durable goods -----	1 596	5 877 242	480 818	16 756	1 290	3 094 445	359 269	13 510	306	2 782 797
501	Motor vehicles and motor vehicle parts and supplies -----	172	1 006 371	33 478	1 591	157	(D)	(D)	GG	15	(D)
5012	Automobiles and other motor vehicles -----	18	(D)	(D)	CC	15	38 085	3 180	(D)	3	(D)
5013	Motor vehicle supplies and new parts -----	110	211 091	22 471	1 046	102	200 517	21 613	1 017	8	10 574
5014	Tires and tubes -----	19	67 312	4 227	179	15	(D)	(D)	CC	4	(D)
5015	Motor vehicle parts, used -----	25	(D)	(D)	CC	25	(D)	(D)	CC	–	–
502	Furniture and home furnishings -----	61	200 169	13 123	669	48	(D)	(D)	FF	13	(D)
5021	Furniture -----	24	97 764	3 483	222	17	(D)	(D)	CC	7	(D)
5023	Home furnishings -----	37	102 405	9 640	447	31	(D)	(D)	EE	6	(D)
503	Lumber and other construction materials -----	101	368 288	27 929	1 089	82	228 132	22 758	886	19	140 156
5031	Lumber, plywood, millwork, and wood panels ----	34	157 824	10 218	404	30	(D)	(D)	EE	4	(D)
5032	Brick, stone, and related construction materials ---	25	107 982	6 599	266	18	51 940	4 750	198	7	56 042
5033	Roofing, siding, and insulation materials -----	13	49 472	4 745	113	12	(D)	(D)	CC	1	(D)
5039	Construction materials, n.e.c. -----	29	53 010	6 367	306	22	(D)	(D)	CC	7	(D)
504	Professional and commercial equipment and supplies -----	225	920 718	107 593	3 209	183	427 729	57 375	2 020	42	492 989
5043	Photographic equipment and supplies -----	7	(D)	(D)	CC	6	8 707	790	(D)	1	(D)
5044	Office equipment -----	48	123 621	26 233	1 006	39	(D)	(D)	FF	9	(D)
5045	Computers and computer peripheral equipment and software -----	58	255 289	36 540	863	47	(D)	(D)	EE	11	(D)
5046	Commercial equipment, n.e.c. -----	22	20 873	3 831	197	18	(D)	(D)	CC	4	(D)
5047	Medical, dental, and hospital equipment and supplies -----	75	412 817	33 039	871	61	222 169	24 065	645	14	190 648
5048	Ophthalmic goods -----	4	6 255	1 153	50	3	(D)	(D)	BB	1	(D)
5049	Professional equipment and supplies, n.e.c. -----	11	(D)	(D)	BB	9	11 431	1 706	(D)	2	(D)
505	Metals and minerals, except petroleum -----	68	385 476	26 600	942	56	309 624	22 793	820	12	75 852
5051	Metals service centers and offices -----	64	(D)	(D)	FF	53	(D)	(D)	FF	11	(D)
5052	Coal and other minerals and ores -----	4	(D)	(D)	BB	3	(D)	(D)	BB	1	(D)
506	Electrical goods -----	210	882 395	70 348	2 365	154	390 904	47 770	1 763	56	491 491
5063	Electrical apparatus and equipment, wiring supplies, and construction materials -----	129	494 780	38 593	1 275	88	225 805	28 857	1 026	41	268 975
5064	Electrical appliances, television and radio sets ---	22	230 428	6 812	300	16	77 560	4 804	240	6	152 868
5065	Electronic parts and equipment, n.e.c. -----	59	157 187	24 943	790	50	87 539	14 109	497	9	69 648
507	Hardware, and plumbing and heating equipment and supplies -----	138	337 913	28 836	1 117	113	184 933	23 219	962	25	152 980
5072	Hardware -----	37	129 973	12 687	444	30	59 992	9 712	379	7	69 981
5074	Plumbing and heating equipment and supplies (hydronics) -----	42	126 581	6 821	293	32	59 538	5 471	243	10	67 043
5075	Warm air heating and air-conditioning equipment and supplies -----	48	73 130	7 634	301	40	57 174	6 342	261	8	15 956
5078	Refrigeration equipment and supplies -----	11	8 229	1 694	79	11	8 229	1 694	79	–	–
508	Machinery, equipment, and supplies -----	501	1 566 670	152 444	4 711	383	978 409	124 147	3 932	118	588 261
5082	Construction and mining (except petroleum) machinery and equipment -----	27	55 125	7 522	260	22	(D)	(D)	CC	5	(D)
5083	Farm and garden machinery and equipment -----	17	42 825	3 025	100	16	(D)	(D)	BB	1	(D)
5084	Industrial machinery and equipment -----	247	720 755	73 529	2 309	167	437 213	54 967	1 817	80	283 542
5085	Industrial supplies -----	119	523 450	39 607	1 049	103	286 398	35 440	935	16	237 052
5087	Service establishment equipment and supplies ---	40	63 192	10 031	397	36	57 703	9 351	374	4	5 489
5088	Transportation equipment and supplies, except motor vehicles -----	51	161 323	18 730	596	39	(D)	(D)	EE	12	(D)
509	Miscellaneous durable goods -----	120	209 242	20 467	1 063	114	(D)	(D)	GG	6	(D)
5091	Sporting and recreational goods and supplies ---	22	37 516	5 138	220	20	(D)	(D)	CC	2	(D)
5092	Toys and hobby goods and supplies -----	13	10 431	1 277	95	13	10 431	1 277	95	–	–
5093	Scrap and waste materials -----	24	67 083	7 358	332	22	(D)	(D)	EE	2	(D)
5094	Jewelry, watches, precious stones, and precious metals -----	28	37 228	3 678	230	28	37 228	3 678	230	–	–
5099	Durable goods, n.e.c. -----	33	56 984	3 016	186	31	(D)	(D)	CC	2	(D)

Table 7. Summary Statistics for Metropolitan Areas: 1992 – Con.

[For meaning of abbreviations and symbols, see introductory text. For explanation of terms and comparability of 1987 and 1992 censuses, see appendix A. For definitions of CMSA's, MSA's, and PMSA's, see appendix D]

SIC code	Geographic area and kind of business	Estab-lish-ments (number)	Sales (\$1,000)	Annual payroll (\$1,000)	Paid employees for pay period including March 12 (number)	Merchant wholesalers			Other operating types		
						Estab-lish-ments (number)	Sales (\$1,000)	Annual payroll (\$1,000)	Paid employees for pay period including March 12 (number)	Estab-lish-ments (number)	Sales (\$1,000)
NEW ORLEANS, LA MSA – Con.											
51	Nondurable goods -----	825	12 277 462	309 842	12 751	660	8 757 342	231 947	10 090	165	3 520 120
511	Paper and paper products -----	89	258 103	25 471	1 117	76	211 189	22 789	1 024	13	46 914
5111	Printing and writing paper -----	13	54 271	6 096	218	12	(D)	(D)	CC	1	(D)
5112	Stationery and office supplies -----	52	110 992	11 912	621	43	91 335	10 144	547	9	19 657
5113	Industrial and personal service paper -----	24	92 840	7 463	278	21	(D)	(D)	EE	3	(D)
512	Drugs, drug proprietaries, and druggists' sundries -----	46	528 809	15 790	643	40	(D)	(D)	FF	6	(D)
5122	Drugs, drug proprietaries, and druggists' sundries -----	46	528 809	15 790	643	40	(D)	(D)	FF	6	(D)
513	Apparel, piece goods, and notions -----	48	93 061	12 148	750	39	85 153	11 717	726	9	7 908
5131	Piece goods, notions, and other dry goods -----	13	18 036	2 815	144	13	18 036	2 815	144	–	–
5136	Men's and boys' clothing and furnishings -----	16	54 722	7 919	533	12	51 618	7 677	515	4	3 104
5137	Women's, children's, and infants' clothing and accessories -----	17	(D)	(D)	BB	13	(D)	(D)	BB	4	(D)
5139	Footwear -----	2	(D)	(D)	AA	1	(D)	(D)	AA	1	(D)
514	Groceries and related products -----	290	2 233 478	106 387	4 829	230	1 039 543	74 111	3 557	60	1 193 935
5141	Groceries, general line -----	44	616 613	27 790	1 126	31	245 709	19 091	773	13	370 904
5142	Packaged frozen foods -----	24	153 403	5 308	313	17	55 358	3 290	223	7	98 045
5143	Dairy products, except dried or canned -----	16	93 552	7 647	305	11	75 964	5 930	244	5	17 588
5144	Poultry and poultry products -----	4	54 715	3 378	132	3	(D)	(D)	CC	1	(D)
5145	Confectionery -----	13	103 897	5 473	279	8	(D)	(D)	BB	5	(D)
5146	Fish and seafoods -----	72	152 832	6 825	507	69	(D)	(D)	EE	3	(D)
5147	Meats and meat products -----	17	104 007	5 843	314	14	(D)	(D)	EE	3	(D)
5148	Fresh fruits and vegetables -----	21	186 728	12 268	524	17	170 004	11 762	510	4	16 724
5149	Groceries and related products, n.e.c. -----	79	767 731	31 855	1 329	60	(D)	(D)	FF	19	(D)
515	Farm-product raw materials -----	23	5 757 447	22 811	664	23	5 757 447	22 811	664	–	–
5153	Grain and field beans -----	16	5 749 823	22 237	637	16	5 749 823	22 237	637	–	–
5154	Livestock -----	1	(D)	(D)	AA	1	(D)	(D)	AA	–	–
5159	Farm-product raw materials, n.e.c. -----	6	(D)	(D)	BB	6	(D)	(D)	BB	–	–
516	Chemicals and allied products -----	86	427 050	28 947	860	60	190 632	15 086	524	26	236 418
5162	Plastics materials and basic forms and shapes -----	11	48 657	3 246	105	8	(D)	(D)	BB	3	(D)
5169	Chemicals and allied products, n.e.c. -----	75	378 393	25 701	755	52	(D)	(D)	EE	23	(D)
517	Petroleum and petroleum products -----	77	1 252 915	27 515	1 013	62	482 476	20 932	820	15	770 439
5171	Petroleum bulk stations and terminals -----	47	783 345	18 414	671	37	356 146	16 017	604	10	427 199
5172	Petroleum and petroleum products wholesalers, except bulk stations and terminals -----	30	469 570	9 101	342	25	126 330	4 915	216	5	343 240
518	Beer, wine, and distilled alcoholic beverages -----	26	522 107	36 402	1 324	22	(D)	(D)	FF	4	(D)
5181	Beer and ale -----	9	180 934	16 090	621	7	(D)	(D)	EE	2	(D)
5182	Wine and distilled alcoholic beverages -----	17	341 173	20 312	703	15	(D)	(D)	FF	2	(D)
519	Miscellaneous nondurable goods -----	140	1 204 492	34 371	1 551	108	(D)	(D)	GG	32	(D)
5191	Farm supplies -----	30	(D)	(D)	CC	21	20 550	2 100	(D)	9	(D)
5192	Books, periodicals, and newspapers -----	18	61 230	5 709	264	11	(D)	(D)	CC	7	(D)
5193	Flowers, nursery stock, and florists' supplies -----	13	19 259	2 883	201	12	(D)	(D)	CC	1	(D)
5194	Tobacco and tobacco products -----	11	310 385	10 623	416	9	(D)	(D)	EE	2	(D)
5198	Paints, varnishes, and supplies -----	16	25 909	3 321	126	7	5 038	1 011	57	9	20 871
5199	Nondurable goods, n.e.c. -----	52	(D)	(D)	EE	48	(D)	(D)	EE	4	(D)
SHREVEPORT-BOSSIER CITY, LA MSA											
	Wholesale trade -----	729	3 696 198	204 993	8 357	618	2 739 118	163 469	7 043	111	957 080
50	Durable goods -----	510	1 341 087	116 268	4 763	449	870 531	95 960	4 267	61	470 556
501	Motor vehicles and motor vehicle parts and supplies -----	79	128 372	13 182	685	75	109 555	12 117	622	4	18 817
5012	Automobiles and other motor vehicles -----	12	51 730	3 674	169	9	(D)	(D)	CC	3	(D)
5013	Motor vehicle supplies and new parts -----	44	45 603	6 254	351	43	(D)	(D)	EE	1	(D)
5014	Tires and tubes -----	8	25 859	1 884	82	8	25 859	1 884	82	–	–
5015	Motor vehicle parts, used -----	15	5 180	1 370	83	15	5 180	1 370	83	–	–
502	Furniture and homefurnishings -----	12	37 055	2 950	99	11	(D)	(D)	BB	1	(D)
5021	Furniture -----	2	(D)	(D)	AA	2	(D)	(D)	AA	–	–
5023	Homefurnishings -----	10	(D)	(D)	BB	9	16 423	1 617	(D)	1	(D)
503	Lumber and other construction materials -----	33	87 860	6 429	320	27	(D)	(D)	EE	6	(D)
5031	Lumber, plywood, millwork, and wood panels -----	13	56 746	3 735	196	12	(D)	(D)	CC	1	(D)
5032	Brick, stone, and related construction materials -----	7	11 440	571	26	4	(D)	(D)	AA	3	(D)
5033	Roofing, siding, and insulation materials -----	6	9 182	850	38	6	9 182	850	38	–	–
5039	Construction materials, n.e.c. -----	7	10 492	1 273	60	5	(D)	(D)	BB	2	(D)
504	Professional and commercial equipment and supplies -----	74	348 118	23 574	844	67	95 447	13 302	638	7	252 671
5043	Photographic equipment and supplies -----	1	(D)	(D)	BB	1	(D)	(D)	BB	–	–
5044	Office equipment -----	24	24 285	5 665	285	23	(D)	(D)	EE	1	(D)
5045	Computers and computer peripheral equipment and software -----	16	(D)	(D)	CC	12	(D)	(D)	BB	4	(D)
5046	Commercial equipment, n.e.c. -----	8	14 148	1 847	95	8	14 148	1 847	95	–	–
5047	Medical, dental, and hospital equipment and supplies -----	19	(D)	(D)	CC	17	(D)	(D)	CC	2	(D)
5048	Ophthalmic goods -----	2	(D)	(D)	AA	2	(D)	(D)	AA	–	–
5049	Professional equipment and supplies, n.e.c. -----	4	(D)	(D)	AA	4	(D)	(D)	AA	–	–
505	Metals and minerals, except petroleum -----	16	70 780	5 582	207	14	(D)	(D)	CC	2	(D)
5051	Metals service centers and offices -----	16	70 780	5 582	207	14	(D)	(D)	CC	2	(D)
5052	Coal and other minerals and ores -----	–	–	–	–	–	–	–	–	–	–

Table 7. Summary Statistics for Metropolitan Areas: 1992 – Con.

[For meaning of abbreviations and symbols, see introductory text. For explanation of terms and comparability of 1987 and 1992 censuses, see appendix A. For definitions of CMSA's, MSA's, and PMSA's, see appendix D]

SIC code	Geographic area and kind of business	Estab-lish-ments (number)	Sales (\$1,000)	Annual payroll (\$1,000)	Paid employees for pay period including March 12 (number)	Merchant wholesalers				Other operating types	
						Estab-lish-ments (number)	Sales (\$1,000)	Annual payroll (\$1,000)	Paid employees for pay period including March 12 (number)	Estab-lish-ments (number)	Sales (\$1,000)
	SHREVEPORT–BOSSIER CITY, LA MSA – Con.										
50	Durable goods –Con.										
506	Electrical goods	54	155 741	10 803	429	45	93 461	8 958	390	9	62 280
5063	Electrical apparatus and equipment, wiring supplies, and construction materials	34	137 396	8 523	321	25	75 116	6 678	282	9	62 280
5064	Electrical appliances, television and radio sets	7	(D)	(D)	BB	7	(D)	(D)	BB	–	–
5065	Electronic parts and equipment, n.e.c.	13	(D)	(D)	BB	13	(D)	(D)	BB	–	–
507	Hardware, and plumbing and heating equipment and supplies	46	126 571	10 653	379	40	77 535	10 014	356	6	49 036
5072	Hardware	11	67 990	3 660	130	8	(D)	(D)	CC	3	(D)
5074	Plumbing and heating equipment and supplies (hydronics)	16	17 982	2 190	104	14	(D)	(D)	BB	2	(D)
5075	Warm air heating and air-conditioning equipment and supplies	15	(D)	(D)	CC	14	(D)	(D)	CC	1	(D)
5078	Refrigeration equipment and supplies	4	(D)	(D)	AA	4	(D)	(D)	AA	–	–
508	Machinery, equipment, and supplies	162	301 603	36 463	1 388	138	263 162	33 156	1 301	24	38 441
5082	Construction and mining (except petroleum) machinery and equipment	7	35 338	3 333	115	7	35 338	3 333	115	–	–
5083	Farm and garden machinery and equipment	7	11 159	925	41	6	(D)	(D)	BB	1	(D)
5084	Industrial machinery and equipment	92	130 611	17 040	666	75	110 289	14 404	598	17	20 322
5085	Industrial supplies	37	95 377	12 238	423	33	(D)	(D)	EE	4	(D)
5087	Service establishment equipment and supplies	13	20 411	2 131	99	11	(D)	(D)	BB	2	(D)
5088	Transportation equipment and supplies, except motor vehicles	6	8 707	796	44	6	8 707	796	44	–	–
509	Miscellaneous durable goods	34	84 987	6 632	412	32	(D)	(D)	EE	2	(D)
5091	Sporting and recreational goods and supplies	11	62 467	4 182	267	11	62 467	4 182	267	–	–
5092	Toys and hobby goods and supplies	–	–	–	–	–	–	–	–	–	–
5093	Scrap and waste materials	10	13 758	1 477	78	10	13 758	1 477	78	–	–
5094	Jewelry, watches, precious stones, and precious metals	3	(D)	(D)	AA	2	(D)	(D)	AA	1	(D)
5099	Durable goods, n.e.c.	10	(D)	(D)	BB	9	5 538	653	(D)	1	(D)
51	Nondurable goods	219	2 355 111	88 725	3 594	169	1 868 587	67 509	2 776	50	486 524
511	Paper and paper products	24	58 641	7 206	341	20	53 900	6 618	326	4	4 741
5111	Printing and writing paper	5	14 397	1 881	83	4	(D)	(D)	BB	1	(D)
5112	Stationery and office supplies	12	20 644	3 694	159	9	(D)	(D)	CC	3	(D)
5113	Industrial and personal service paper	7	23 600	1 631	99	7	23 600	1 631	99	–	–
512	Drugs, drug proprietaries, and druggists' sundries	7	(D)	(D)	EE	6	(D)	(D)	EE	1	(D)
5122	Drugs, drug proprietaries, and druggists' sundries	7	(D)	(D)	EE	6	(D)	(D)	EE	1	(D)
513	Apparel, piece goods, and notions	9	8 941	754	50	9	8 941	754	50	–	–
5131	Piece goods, notions, and other dry goods	4	1 984	143	14	4	1 984	143	14	–	–
5136	Men's and boys' clothing and furnishings	2	(D)	(D)	AA	2	(D)	(D)	AA	–	–
5137	Women's, children's, and infants' clothing and accessories	3	(D)	(D)	AA	3	(D)	(D)	AA	–	–
5139	Footwear	–	–	–	–	–	–	–	–	–	–
514	Groceries and related products	53	434 017	27 107	1 261	33	144 774	12 574	625	20	289 243
5141	Groceries, general line	7	117 411	1 402	70	5	(D)	(D)	BB	2	(D)
5142	Packaged frozen foods	7	87 053	6 058	275	5	(D)	(D)	EE	2	(D)
5143	Dairy products, except dried or canned	2	(D)	(D)	BB	1	(D)	(D)	AA	1	(D)
5144	Poultry and poultry products	–	–	–	–	–	–	–	–	–	–
5145	Confectionery	7	(D)	(D)	CC	5	1 335	206	(D)	2	(D)
5146	Fish and seafoods	4	(D)	(D)	BB	4	(D)	(D)	BB	–	–
5147	Meats and meat products	4	48 766	2 809	196	2	(D)	(D)	CC	2	(D)
5148	Fresh fruits and vegetables	6	6 675	806	58	5	(D)	(D)	BB	1	(D)
5149	Groceries and related products, n.e.c.	16	113 408	9 650	369	6	12 302	2 606	94	10	101 106
515	Farm-product raw materials	5	30 644	399	25	2	(D)	(D)	AA	3	(D)
5153	Grain and field beans	1	(D)	(D)	AA	–	–	–	(D)	1	(D)
5154	Livestock	2	(D)	(D)	BB	–	–	–	(D)	2	(D)
5159	Farm-product raw materials, n.e.c.	2	(D)	(D)	AA	2	(D)	(D)	AA	–	–
516	Chemicals and allied products	29	143 381	6 804	217	17	23 266	2 463	118	12	120 115
5162	Plastics materials and basic forms and shapes	4	5 479	681	49	4	5 479	681	49	–	–
5169	Chemicals and allied products, n.e.c.	25	137 902	6 123	168	13	17 787	1 782	69	12	120 115
517	Petroleum and petroleum products	36	889 552	16 045	560	33	(D)	(D)	FF	3	(D)
5171	Petroleum bulk stations and terminals	25	744 010	13 515	477	24	(D)	(D)	EE	1	(D)
5172	Petroleum and petroleum products wholesalers, except bulk stations and terminals	11	145 542	2 530	83	9	(D)	(D)	BB	2	(D)
518	Beer, wine, and distilled alcoholic beverages	8	101 005	9 439	372	8	101 005	9 439	372	–	–
5181	Beer and ale	4	55 874	5 221	212	4	55 874	5 221	212	–	–
5182	Wine and distilled alcoholic beverages	4	45 131	4 218	160	4	45 131	4 218	160	–	–
519	Miscellaneous nondurable goods	48	(D)	(D)	EE	41	(D)	(D)	EE	7	(D)
5191	Farm supplies	18	44 102	2 040	93	16	(D)	(D)	BB	2	(D)
5192	Books, periodicals, and newspapers	3	4 744	352	26	2	(D)	(D)	BB	1	(D)
5193	Flowers, nursery stock, and florists' supplies	7	3 426	714	39	7	3 426	714	39	–	–
5194	Tobacco and tobacco products	5	141 215	5 091	219	5	141 215	5 091	219	–	–
5198	Paints, varnishes, and supplies	6	5 873	539	28	3	1 524	201	13	3	4 349
5199	Nondurable goods, n.e.c.	9	(D)	(D)	BB	8	(D)	(D)	BB	1	(D)

Table 8. Summary Statistics for the Area Outside Metropolitan Areas: 1992

[For meaning of abbreviations and symbols, see introductory text. For explanation of terms and comparability of 1987 and 1992 censuses, see appendix A. For definitions of CMSA's, MSA's, and PMSA's, see appendix D]

SIC code	Kind of business	Estab-lish-ments (number)	Sales (\$1,000)	Annual payroll (\$1,000)	Paid employees for pay period including March 12 (number)	Merchant wholesalers			Other operating types		
						Estab-lish-ments (number)	Sales (\$1,000)	Annual payroll (\$1,000)	Paid employees for pay period including March 12 (number)	Estab-lish-ments (number)	Sales (\$1,000)
	Wholesale trade -----	1 236	4 357 121	206 442	10 564	1 154	3 191 772	186 104	9 835	82	1 165 349
50	Durable goods -----	603	919 266	93 144	4 474	576	802 081	86 915	4 284	27	117 185
501	Motor vehicles and motor vehicle parts and supplies -----	131	109 448	12 621	756	131	109 448	12 621	756	--	--
5012	Automobiles and other motor vehicles -----	13	(D)	(D)	BB	13	(D)	(D)	BB	--	--
5013	Motor vehicle supplies and new parts -----	94	(D)	(D)	FF	94	(D)	(D)	FF	--	--
5014	Tires and tubes -----	6	(D)	(D)	BB	6	(D)	(D)	BB	--	--
5015	Motor vehicle parts, used -----	18	(D)	(D)	BB	18	(D)	(D)	BB	--	--
502	Furniture and home furnishings -----	5	2 667	393	32	5	2 667	393	32	--	--
5021	Furniture -----	3	(D)	(D)	AA	3	(D)	(D)	AA	--	--
5023	Home furnishings -----	2	(D)	(D)	AA	2	(D)	(D)	AA	--	--
503	Lumber and other construction materials -----	30	52 223	4 662	284	30	52 223	4 662	284	--	--
5031	Lumber, plywood, millwork, and wood panels -----	15	(D)	(D)	CC	15	(D)	(D)	CC	--	--
5032	Brick, stone, and related construction materials -----	12	(D)	(D)	CC	12	(D)	(D)	CC	--	--
5033	Roofing, siding, and insulation materials -----	--	--	--	--	--	--	--	--	--	--
5039	Construction materials, n.e.c. -----	3	(D)	(D)	AA	3	(D)	(D)	AA	--	--
504	Professional and commercial equipment and supplies -----	31	19 886	3 420	207	31	19 886	3 420	207	--	--
5043	Photographic equipment and supplies -----	--	--	--	--	--	--	--	--	--	--
5044	Office equipment -----	10	7 347	1 614	84	10	7 347	1 614	84	--	--
5045	Computers and computer peripheral equipment and software -----	6	(D)	(D)	BB	6	(D)	(D)	BB	--	--
5046	Commercial equipment, n.e.c. -----	6	3 380	496	31	6	3 380	496	31	--	--
5047	Medical, dental, and hospital equipment and supplies -----	4	(D)	(D)	BB	4	(D)	(D)	BB	--	--
5048	Ophthalmic goods -----	3	(D)	(D)	AA	3	(D)	(D)	AA	--	--
5049	Professional equipment and supplies, n.e.c. -----	2	(D)	(D)	BB	2	(D)	(D)	BB	--	--
505	Metals and minerals, except petroleum -----	16	35 473	2 653	97	13	(D)	(D)	BB	3	(D)
5051	Metals service centers and offices -----	12	(D)	(D)	BB	9	(D)	(D)	BB	3	(D)
5052	Coal and other minerals and ores -----	4	(D)	(D)	BB	4	(D)	(D)	BB	--	--
506	Electrical goods -----	49	36 804	4 231	205	49	36 804	4 231	205	--	--
5063	Electrical apparatus and equipment, wiring supplies, and construction materials -----	31	(D)	(D)	CC	31	(D)	(D)	CC	--	--
5064	Electrical appliances, television and radio sets -----	3	(D)	(D)	AA	3	(D)	(D)	AA	--	--
5065	Electronic parts and equipment, n.e.c. -----	15	(D)	(D)	BB	15	(D)	(D)	BB	--	--
507	Hardware, and plumbing and heating equipment and supplies -----	31	30 108	4 447	198	31	30 108	4 447	198	--	--
5072	Hardware -----	10	(D)	(D)	BB	10	(D)	(D)	BB	--	--
5074	Plumbing and heating equipment and supplies (hydronics) -----	10	(D)	(D)	BB	10	(D)	(D)	BB	--	--
5075	Warm air heating and air-conditioning equipment and supplies -----	11	(D)	(D)	BB	11	(D)	(D)	BB	--	--
5078	Refrigeration equipment and supplies -----	--	--	--	--	--	--	--	--	--	--
508	Machinery, equipment, and supplies -----	225	477 680	48 636	2 097	205	(D)	(D)	GG	20	(D)
5082	Construction and mining (except petroleum) machinery and equipment -----	5	(D)	(D)	BB	4	6 763	709	33	1	(D)
5083	Farm and garden machinery and equipment -----	78	(D)	(D)	FF	75	(D)	(D)	FF	3	(D)
5084	Industrial machinery and equipment -----	84	177 227	14 884	558	71	101 727	10 934	448	13	75 500
5085	Industrial supplies -----	37	65 469	8 284	294	35	(D)	(D)	EE	2	(D)
5087	Service establishment equipment and supplies -----	12	28 271	4 419	210	11	(D)	(D)	CC	1	(D)
5088	Transportation equipment and supplies, except motor vehicles -----	9	(D)	(D)	CC	9	(D)	(D)	CC	--	--
509	Miscellaneous durable goods -----	85	154 977	12 081	598	81	138 630	11 608	582	4	16 347
5091	Sporting and recreational goods and supplies -----	8	10 830	2 178	106	8	10 830	2 178	106	--	--
5092	Toys and hobby goods and supplies -----	1	(D)	(D)	AA	1	(D)	(D)	AA	--	--
5093	Scrap and waste materials -----	16	(D)	(D)	BB	16	(D)	(D)	BB	--	--
5094	Jewelry, watches, precious stones, and precious metals -----	5	(D)	(D)	BB	4	(D)	(D)	BB	1	(D)
5099	Durable goods, n.e.c. -----	55	132 862	8 421	396	52	(D)	(D)	EE	3	(D)
51	Nondurable goods -----	633	3 437 855	113 298	6 090	578	2 389 691	99 189	5 551	55	1 048 164
511	Paper and paper products -----	34	39 166	3 887	259	30	(D)	(D)	CC	4	(D)
5111	Printing and writing paper -----	3	(D)	(D)	AA	2	(D)	(D)	AA	1	(D)
5112	Stationery and office supplies -----	22	(D)	(D)	BB	21	(D)	(D)	BB	1	(D)
5113	Industrial and personal service paper -----	9	(D)	(D)	CC	7	(D)	(D)	BB	2	(D)
512	Drugs, drug proprietaries, and druggists' sundries -----	9	(D)	(D)	BB	9	(D)	(D)	BB	--	--
5122	Drugs, drug proprietaries, and druggists' sundries -----	9	(D)	(D)	BB	9	(D)	(D)	BB	--	--
513	Apparel, piece goods, and notions -----	5	(D)	(D)	BB	5	(D)	(D)	BB	--	--
5131	Piece goods, notions, and other dry goods -----	2	(D)	(D)	AA	2	(D)	(D)	AA	--	--
5136	Men's and boys' clothing and furnishings -----	2	(D)	(D)	BB	2	(D)	(D)	BB	--	--
5137	Women's, children's, and infants' clothing and accessories -----	1	(D)	(D)	AA	1	(D)	(D)	AA	--	--
5139	Footwear -----	--	--	--	--	--	--	--	--	--	--
514	Groceries and related products -----	126	677 334	27 851	1 715	114	(D)	(D)	GG	12	(D)
5141	Groceries, general line -----	7	(D)	(D)	EE	7	(D)	(D)	EE	--	--
5142	Packaged frozen foods -----	10	28 455	2 674	158	10	28 455	2 674	158	--	--
5143	Dairy products, except dried or canned -----	10	103 651	1 927	89	8	(D)	(D)	BB	2	(D)
5144	Poultry and poultry products -----	4	(D)	(D)	BB	2	(D)	(D)	BB	2	(D)
5145	Confectionery -----	7	(D)	(D)	BB	6	(D)	(D)	BB	1	(D)

Table 8. Summary Statistics for the Area Outside Metropolitan Areas: 1992 —Con.

[For meaning of abbreviations and symbols, see introductory text. For explanation of terms and comparability of 1987 and 1992 censuses, see appendix A. For definitions of CMSA's, MSA's, and PMSA's, see appendix D]

SIC code	Kind of business	Estab-lish-ments (number)	Sales (\$1,000)	Annual payroll (\$1,000)	Paid employees for pay period including March 12 (number)	Merchant wholesalers				Other operating types	
						Estab-lish-ments (number)	Sales (\$1,000)	Annual payroll (\$1,000)	Paid employees for pay period including March 12 (number)	Estab-lish-ments (number)	Sales (\$1,000)
Wholesale trade —Con.											
51	Nondurable goods —Con.										
514	Groceries and related products —Con.										
5146	Fish and seafoods	42	41 980	2 878	540	40	(D)	(D)	FF	2	(D)
5147	Meats and meat products	8	16 054	1 652	122	8	16 054	1 652	122	—	—
5148	Fresh fruits and vegetables	14	(D)	(D)	CC	13	(D)	(D)	CC	1	(D)
5149	Groceries and related products, n.e.c.	24	79 595	7 762	358	20	54 858	6 171	288	4	24 737
515	Farm-product raw materials	50	519 296	7 569	510	44	483 041	7 047	409	6	36 255
5153	Grain and field beans	29	244 089	5 066	221	28	(D)	(D)	CC	1	(D)
5154	Livestock	8	31 054	897	174	4	(D)	(D)	BB	4	(D)
5159	Farm-product raw materials, n.e.c.	13	244 153	1 606	115	12	(D)	(D)	CC	1	(D)
516	Chemicals and allied products	45	96 839	9 010	352	33	(D)	(D)	EE	12	(D)
5162	Plastics materials and basic forms and shapes ...	1	(D)	(D)	AA	1	(D)	(D)	AA	—	—
5169	Chemicals and allied products, n.e.c.	44	(D)	(D)	EE	32	(D)	(D)	EE	12	(D)
517	Petroleum and petroleum products	179	1 594 622	34 087	1 513	161	844 325	29 772	1 386	18	750 297
5171	Petroleum bulk stations and terminals	158	(D)	(D)	GG	140	(D)	(D)	GG	18	750 297
5172	Petroleum and petroleum products wholesalers, except bulk stations and terminals	21	(D)	(D)	EE	21	(D)	(D)	EE	—	—
518	Beer, wine, and distilled alcoholic beverages	10	(D)	(D)	CC	10	(D)	(D)	CC	—	—
5181	Beer and ale	10	(D)	(D)	CC	10	(D)	(D)	CC	—	—
5182	Wine and distilled alcoholic beverages	—	—	—	—	—	—	—	—	—	—
519	Miscellaneous nondurable goods	175	458 269	25 447	1 491	172	(D)	(D)	GG	3	(D)
5191	Farm supplies	147	(D)	(D)	GG	144	403 617	21 855	1 255	3	(D)
5192	Books, periodicals, and newspapers	—	—	—	—	—	—	—	—	—	—
5193	Flowers, nursery stock, and florists' supplies	6	3 346	523	56	6	3 346	523	56	—	—
5194	Tobacco and tobacco products	6	37 385	1 966	97	6	37 385	1 966	97	—	—
5198	Paints, varnishes, and supplies	5	(D)	(D)	AA	5	(D)	(D)	AA	—	—
5199	Nondurable goods, n.e.c.	11	(D)	(D)	BB	11	(D)	(D)	BB	—	—

Table 9. Places With 2,500 Inhabitants or More Ranked by Volume of Sales: 1992

[For meaning of abbreviations and symbols, see introductory text. For explanation of terms and comparability of 1987 and 1992 censuses, see appendix A. For information on geographic areas followed by ▲, see appendix F]

Geographic area	Rank ¹	Sales (\$1,000)	Cumulative		Geographic area	Rank ¹	Sales (\$1,000)	Cumulative	
			Sales (\$1,000)	Percent of State total				Sales (\$1,000)	Percent of State total
Louisiana	(X)	37 287 195	37 287 195	100.0	Louisiana—Con.				
New Orleans	1	3 336 947	3 336 947	8.9	Gonzales	31	84 526	18 138 718	48.6
Baton Rouge	2	2 854 982	6 191 929	16.6	Sulphur	32	70 420	18 209 138	48.8
Shreveport ▲	3	2 731 140	8 923 069	23.9	Crowley	33	67 324	18 276 462	49.0
Lafayette	4	1 651 248	10 574 317	28.4	Jonesville	34	63 064	18 339 526	49.2
Harahan	5	899 171	11 473 488	30.8	Westlake	35	62 823	18 402 349	49.4
Kenner	6	842 022	12 315 510	33.0	Tallulah	36	57 178	18 459 527	49.5
Monroe	7	754 015	13 069 525	35.1	De Ridder ▲	37	51 018	18 510 545	49.6
Bossier City	8	707 201	13 776 726	36.9	Delhi	38	43 679	18 554 224	49.8
Lake Charles	9	555 279	14 332 005	38.4	New Roads	39	43 511	18 597 735	49.9
Alexandria	10	430 051	14 762 056	39.6	Rayne	40	42 668	18 640 403	50.0
Port Allen	11	347 360	15 109 416	40.5	Denham Springs	41	42 659	18 683 062	50.1
Slidell	12	304 260	15 413 676	41.3	Pineville	42	35 604	18 718 666	50.2
Hammond	13	300 187	15 713 863	42.1	Baker	43	35 562	18 754 228	50.3
Houma	14	241 391	15 955 254	42.8	Breaux Bridge	44	34 601	18 788 829	50.4
New Iberia	15	206 037	16 161 291	43.3	Springhill	45	34 552	18 823 381	50.5
Abbeville	16	197 666	16 358 957	43.9	Berwick	46	34 431	18 857 812	50.6
Broussard	17	184 367	16 543 324	44.4	Franklinton	47	33 388	18 891 200	50.7
Gretna	18	170 877	16 714 201	44.8	Donaldsonville	48	32 066	18 923 266	50.8
Morgan City	19	151 228	16 865 429	45.2	Scott	49	31 692	18 954 958	50.8
Mandeville	20	134 941	17 000 370	45.6	Eunice ▲	50	30 714	18 985 672	50.9
Opelousas	21	124 124	17 124 494	45.9	Bastrop	51	30 666	19 016 338	51.0
Thibodaux	22	122 474	17 246 968	46.3	Ferriday	52	30 302	19 046 640	51.1
Plaquemine	23	118 791	17 365 759	46.6	Ponchatoula	53	30 031	19 076 671	51.2
Covington	24	112 261	17 478 020	46.9	Leesville	54	29 063	19 105 734	51.2
Church Point	25	107 088	17 585 108	47.2	Franklin	55	22 743	19 128 477	51.3
Winnsboro	26	105 067	17 690 175	47.4	Ville Platte	56	22 236	19 150 713	51.4
Arcadia	27	103 087	17 793 262	47.7	Jennings	57	20 052	19 170 765	51.4
West Monroe	28	87 952	17 881 214	48.0	Lake Arthur	58	19 899	19 190 664	51.5
Rayville	29	87 418	17 968 632	48.2	Mansfield	59	19 414	19 210 078	51.5
Homer	30	85 560	18 054 192	48.4	St. Martinville	60	19 087	19 229 165	51.6

See footnotes at end of table.

Table 9. Places With 2,500 Inhabitants or More Ranked by Volume of Sales: 1992 —Con.

[For meaning of abbreviations and symbols, see introductory text. For explanation of terms and comparability of 1987 and 1992 censuses, see appendix A. For information on geographic areas followed by ▲, see appendix F]

Geographic area	Rank ¹	Sales (\$1,000)	Cumulative		Geographic area	Rank ¹	Sales (\$1,000)	Cumulative	
			Sales (\$1,000)	Percent of State total				Sales (\$1,000)	Percent of State total
Louisiana—Con.					Louisiana—Con.				
Lockport					76	821	19 372 983	983	52.0
Grambling				51.6	(X)	—	19 372 983	983	52.0
Welsh	61	17 388	19 246 553	51.7	(X)	—	19 372 983	983	52.0
Amite City	62	17 316	19 263 869	51.7	(X)	(D)	(X)	(X)	(X)
Bogalusa	63	15 192	19 279 061	51.7	(X)	(D)	(X)	(X)	(X)
Kaplan	64	11 699	19 290 760	51.7	(X)	(D)	(X)	(X)	(X)
Mamou	65	11 147	19 301 907	51.8	(X)	(D)	(X)	(X)	(X)
Winnfield	66	11 097	19 313 004	51.8	(X)	(D)	(X)	(X)	(X)
Farmerville	67	10 979	19 323 983	51.8	(X)	(D)	(X)	(X)	(X)
Zachary	68	9 910	19 333 893	51.9	(X)	(D)	(X)	(X)	(X)
Oakdale	69	8 736	19 342 629	51.9	(X)	(D)	(X)	(X)	(X)
Mamou	70	7 170	19 349 799	51.9	(X)	(D)	(X)	(X)	(X)
Vinton	71	6 608	19 356 407	51.9	(X)	(D)	(X)	(X)	(X)
Vivian	72	6 087	19 362 494	51.9	(X)	(D)	(X)	(X)	(X)
Walker	73	4 886	19 367 380	51.9	(X)	(D)	(X)	(X)	(X)
Jonesboro	74	3 752	19 371 132	52.0	(X)	(D)	(X)	(X)	(X)
Marksville	75	1 030	19 372 162	52.0	(X)	(D)	(X)	(X)	(X)

¹Places with suppressed sales (if applicable) are listed at end of table rather than by rank to avoid disclosing data for individual companies.

Table 10. Parishes Ranked by Volume of Sales: 1992

[For meaning of abbreviations and symbols, see introductory text. For explanation of terms and comparability of 1987 and 1992 censuses, see appendix A. For information on geographic areas followed by ▲, see appendix F]

Geographic area	Rank ¹	Sales (\$1,000)	Cumulative		Geographic area	Rank ¹	Sales (\$1,000)	Cumulative	
			Sales (\$1,000)	Percent of State total				Sales (\$1,000)	Percent of State total
Louisiana					Louisiana—Con.				
Jefferson	1	11 030 092	11 030 092	29.6	Richland	31	152 452	35 367 899	94.9
East Baton Rouge	2	3 977 098	15 007 190	40.2	Lincoln	32	143 525	35 511 424	95.2
Orleans	3	3 336 947	18 344 137	49.2	Franklin	33	130 481	35 641 905	95.6
Caddo	4	2 856 711	21 200 848	56.9	St. Martin	34	130 006	35 771 911	95.9
Lafayette	5	1 998 845	23 199 693	62.2	Claiborne	35	108 710	35 880 621	96.2
St. Charles	6	1 496 696	24 696 389	66.2	La Salle	36	101 181	35 981 802	96.5
Ouachita	7	1 201 875	25 898 264	69.5	Catahoula	37	100 224	36 082 026	96.8
Calcasieu	8	915 844	26 814 108	71.9	East Carroll	38	91 370	36 173 396	97.0
Bossier	9	751 797	27 565 905	73.9	Webster	39	87 690	36 261 086	97.2
St. John the Baptist	10	729 707	28 295 612	75.9	Pointe Coupee	40	86 431	36 347 517	97.5
St. Tammany	11	626 540	28 922 152	77.6	Madison	41	85 837	36 433 354	97.7
Rapides	12	568 266	29 490 418	79.1	Avoyelles	42	81 483	36 514 837	97.9
Tangipahoa	13	533 131	30 023 549	80.5	Concordia	43	79 150	36 593 987	98.1
West Baton Rouge	14	492 712	30 516 261	81.8	Morehouse	44	73 072	36 667 059	98.3
St. Mary	15	472 465	30 988 726	83.1	Tensas	45	64 727	36 731 786	98.5
Terrebonne	16	466 296	31 455 022	84.4	Livingston	46	61 190	36 792 976	98.7
St. James	17	370 197	31 825 219	85.4	Washington	47	58 844	36 851 820	98.8
St. Landry	18	356 397	32 181 616	86.3	Beauregard	48	54 910	36 906 730	99.0
St. Bernard	19	342 098	32 523 714	87.2	Sabine	49	49 056	36 955 786	99.1
Lafourche	20	316 731	32 840 445	88.1	Vernon	50	48 004	37 003 790	99.2
Acadia	21	312 514	33 152 959	88.9	De Soto	51	41 063	37 044 853	99.4
Ascension	22	281 398	33 434 357	89.7	Evangeline	52	35 998	37 080 851	99.4
Vermilion	23	275 833	33 710 190	90.4	Winn	53	29 006	37 109 857	99.5
Iberia	24	251 460	33 961 650	91.1	Allen	54	27 208	37 137 065	99.6
Cameron	25	239 847	34 201 497	91.7	West Carroll	55	25 063	37 162 128	99.7
Bienville	26	234 168	34 435 665	92.4	Union	56	24 591	37 186 719	99.7
Plaquemines	27	222 427	34 658 092	92.9	Jackson	57	24 039	37 210 758	99.8
Jefferson Davis	28	193 729	34 851 821	93.5	West Feliciana	58	19 476	37 230 234	99.8
Iberville	29	187 244	35 039 065	94.0	Assumption	59	18 388	37 248 622	99.9
Natchitoches	30	176 382	35 215 447	94.4	Red River	60	12 199	37 260 821	99.9
					Caldwell	61	10 728	37 271 549	100.0
					East Feliciana	62	10 594	37 282 143	100.0
					Grant	(X)	(D)	(X)	(X)
					St. Helena	(X)	(D)	(X)	(X)

¹Parishes with suppressed sales (if applicable) are listed at end of table rather than by rank to avoid disclosing data for individual companies.

Appendix A.

General Explanation

CENSUS COVERAGE AND METHODOLOGY

Structure and method of enumeration. All wholesale firms that had at least one quarter of payroll in 1992 were included in the census of wholesale trade and were mailed either a regular census form or a short form designed to collect basic data and classification information only. The coverage and the method of obtaining census information from each follow:

1. Large companies, i.e., all multiunit firms and all single unit firms above the payroll size cutoff established to separate large from small employers, and a 10-percent sample of the small employers were mailed the appropriate 1992 Census of Distributive Trades establishment report forms. Although the payroll cutoff varied by kind of business, small employers generally included firms with one to three employees and represented about 10 percent of total wholesale sales. For the large companies, a report of company organization is conducted periodically to identify firms which operated establishments at more than one location and to obtain information on payroll and mid-March employment at each location. The 1991 Report of Company Organization was used as a coverage check in the census. In the 1992 Census, all multiestablishment firms were asked to notify the Census Bureau of any establishments for which a form was not received. Report forms were subsequently provided to the firms for these establishments.
2. Small companies other than those included in the 10-percent sample described above were mailed the short forms, which did not include questions on sales by commodity lines and employment by principal activity.

Method of classifying kinds of business. Establishments receiving the regular census forms were classified on the basis of their answers to questions on sales by commodity lines and other inquiries. Those that received short forms were classified on the basis of their self-designation and answers to other inquiries.

COMPARABILITY OF THE 1987 AND 1992 CENSUSES

The 1987 and 1992 censuses were conducted under similar conditions and procedures except for the following:

Classifications. In both 1992 and 1987, classifications are based on the *1987 Standard Industrial Classification (SIC) Manual*.¹ As a result of a later clarification in 1992, the sale of industrial controls has been classified in electrical apparatus and equipment, wiring supplies, and construction materials (SIC 5063) as it was in 1982 and all previous censuses. In 1987, the sale of industrial controls was classified in industrial machinery and equipment (SIC 5084).

Geographic areas. The boundaries of a number of areas for which data are shown in the 1992 census are not the same as in the 1987 census because of annexations; other boundary changes; and redefinitions of metropolitan statistical areas (MSA's), primary metropolitan statistical areas (PMSA's), and consolidated metropolitan statistical areas (CMSA's).² In addition, data for consolidated cities are included in the 1992 census.

Data for special economic urban areas (SEUA's) with 10,000 inhabitants or more in Michigan, Minnesota, New York, and Wisconsin qualified for publication in the 1992 census. This included townships in Michigan and Minnesota and towns in New York and Wisconsin. However, Minnesota did not have any townships that met the publication criteria.

EXPLANATION OF TERMS

Establishments. An establishment is a single physical location at which business is conducted. It is not necessarily identical with a company or enterprise, which may consist of one establishment or more. Census of wholesale trade figures represent a summary of reports for individual establishments rather than companies. For cases where a census report was received, separate information was obtained for each location where business was conducted. When administrative records of other Federal agencies were used instead of a census report, no information was available on the number of locations operated. Estimates of this number were derived from a sample and are provided in the wholesale trade report, *Miscellaneous*

¹*Standard Industrial Classification Manual: 1987.* For sale by Superintendent of Documents, U.S. Government Printing Office, Washington, DC 20402. Stock No. 041-001-00314-2.

²Newly defined metropolitan areas (MA's) were announced by the Office of Management and Budget (OMB) effective June 30, 1993.

Subjects (WC92-S-4). Each wholesale establishment was tabulated according to the physical location at which the business was conducted. The count of establishments represents the number in business at any time during 1992. Appendix G provides a comparison of the number of establishments active any time during the year versus the number in business at the end of the year.

When two activities or more were carried on at a single location under a single ownership, all activities generally were grouped together as a single establishment. The entire establishment was classified on the basis of its major activity and all data for it were included in that classification. However, when distinct and separate economic activities (for which different industry classification codes were appropriate) were conducted at a single location under a single ownership, and when conditions prescribed by the SIC manual for recognizing the existence of more than one establishment were met, separate establishment reports for each of the different activities were obtained in the census.

Firms. A firm is a business organization or entity consisting of one domestic establishment (location) or more under common ownership or control. All establishments of subsidiary firms are included as part of the owning or controlling firm. For the economic census, the terms "firm" and "company" are synonymous.

Sales. Sales include merchandise sold for cash or credit at wholesale and retail by establishments primarily engaged in wholesale trade; receipts from rental or leasing of vehicles, equipment, instruments, tools, etc.; receipts for delivery, installation, maintenance, repair, alteration, storage, and other services; and gasoline, liquor, tobacco, and other excise taxes which are paid by the manufacturer and passed on to the wholesaler.

Sales are net after deductions for refunds and allowances for merchandise returned by customers. Trade-in allowances are not deducted from total sales. Total sales do not include carrying or other credit charges; sales (or other) taxes collected from customers and forwarded to taxing authorities; and nonoperating income from such sources as investments, rental or sale of real estate, etc.

Sales in this report do not include wholesale sales made by manufacturers, retailers, service establishments, or other businesses whose primary activity is other than wholesale trade. They do include receipts other than from the sale of merchandise at wholesale, e.g., service receipts, retail sales, etc., by establishments primarily engaged in wholesale trade.

Sales figures include sales of all establishments in business at any time during the year. Sales shown for agents and brokers represented the value of the goods involved in the transactions rather than the commissions received or earnings.

Annual payroll. Payroll includes all forms of compensation such as salaries, wages, commissions, bonuses, vacation allowances, sick-leave pay, employee contributions to

qualified pension plans, and the value of payments in kind (e.g., free meals and lodgings) paid during the year to all employees. For corporations, payroll includes amounts paid to officers and executives; for unincorporated businesses, it does not include profit or other compensation of proprietors or partners. Payroll is reported before deductions for social security, income tax, insurance, union dues, etc. This definition of payroll is the same as that used on Internal Revenue Service (IRS) form 941.

First quarter payroll. This item consists of payroll, as defined above, paid to persons employed at any time during the quarter January to March 1992.

Paid employees for pay period including March 12. Paid employees consist of the full- and part-time employees, including salaried officers and executives of corporations, who were on the payroll during the pay period including March 12. Included are employees on paid sick leave, paid holidays, and paid vacations; not included are proprietors and partners of unincorporated businesses. The definition of paid employees is the same as that used on IRS form 941.

1992 and 1991 inventories. Inventories consist of stocks of merchandise for sale at the end of 1992 and 1991. They were reported on an ownership basis; all merchandise owned by reporting establishments is included, even though some may be held by others for sale on consignment. Goods held by the reporting establishment, but owned by others, are not included. Data for 1992 and 1991 inventories LIFO composition are published in the 1992 Census of Wholesale Trade report, *Miscellaneous Subjects (WC92-S-4)*.

Operating expenses. Operating expenses include payroll as well as overhead expenses of the establishment. They do not include the cost of goods sold; income or excise taxes; or withdrawals by proprietors or partners of unincorporated businesses.

Auxiliary establishments. Each company included in this census was asked to identify and separately report auxiliary locations whose primary functions were to manage, administer, service, or support the activities of the other establishments of the company. Data presented in this report do not include auxiliary establishments. Data for auxiliaries are presented in a subsequent report issued as part of the 1992 Enterprise Statistics reports.

KIND-OF-BUSINESS CLASSIFICATIONS

Wholesale trade, major groups 50 and 51 in the 1987 SIC manual, includes establishments primarily engaged in selling merchandise to retailers; to industrial, commercial, institutional, farm, or professional business users; or to other wholesalers; or acting as agents or brokers in buying merchandise for or selling merchandise to such persons or companies.

The principal types of establishments included are:

1. Merchant wholesalers who take title to the goods they sell, such as wholesale merchants or jobbers, industrial distributors, voluntary group wholesalers, drop shippers, retailer cooperative warehouses, terminal elevators, and cooperative buying associations.
2. Manufacturers' sales branches and offices (but not retail stores) maintained by manufacturing or mining enterprises apart from their plants or mines for the purpose of marketing their products. Sales branches and offices located at plants are included when separate records are available.
3. Agents, brokers, and commission merchants who buy or sell products owned by others on a commission or agency basis.

Establishments primarily engaged in the wholesale distribution of used products are classified on the basis of the product sold. Establishments primarily engaged in selling merchandise to contractors are included in wholesale trade, with the exception of lumber yards and paint, glass, and wallpaper stores. These exceptions are classified in retail trade if they consider themselves retail, sell to the general public, and their sales to contractors and the general public is more than half their total sales.

Establishments covered by the census were assigned kind-of-business classifications according to the industry classifications defined in the 1987 SIC manual. When a more detailed classification than defined in the SIC manual was needed, additional kinds-of-business were identified within an SIC industry.

Kind-of-business classifications are not interchangeable with commodity classifications, because most businesses sell several kinds of commodities. The kind-of-business code assigned generally reflects either the individual commodity or the commodity group which is the primary source of the establishment's receipts, or some mixture of commodities which characterizes the establishment's business. Thus, the classification of establishments by kind of business does not make it possible to determine either the number of establishments handling a particular commodity or the sales of that commodity. For example, the groceries and related products classification excludes establishments selling food if the sale of food is not the primary source of receipts; moreover, even though establishments are classified as groceries and related products, some of their receipts may be derived from the sale of nonfood products. Information on the extent to which commodities are handled by different kinds of business is available in the 1992 Census of Wholesale Trade report, *Commodity Line Sales* (WC92-S-3). Descriptions of the 1992 Census of Wholesale Trade kind-of-business classifications follow:

Durable Goods (SIC Major Group 50)

This major group includes establishments primarily engaged in the wholesale distribution of durable goods.

Motor vehicles and motor vehicle parts and supplies (SIC 501)

Automobiles and other motor vehicles (SIC 5012). Establishments primarily engaged in the wholesale distribution of new and used passenger automobiles, trucks, trailers, and other motor vehicles, including motorcycles, motor homes, and snowmobiles. Automobile distributors primarily engaged in selling at retail to individual customers for personal use, and also selling a limited amount of new and used passenger automobiles and trucks at wholesale, are classified in Retail Trade, Industry 5511.

SIC 5012 is subdivided in some tables into—

1. Automobile, light trucks, motorcycles, busses and recreational vehicles.
 - a. Automobiles and motorcycles.
 - b. Buses and recreational vehicles.
 - c. Light trucks and vans (14,000 lb or less).
2. Medium and heavy trucks and tractors (over 14,000 lb).
 - a. Medium trucks (14,001 to 26,000 lb).
 - b. Heavy trucks and tractors (over 26,000 lb).

Motor vehicle supplies and new parts (SIC 5013). Establishments primarily engaged in the wholesale distribution of motor vehicle supplies, accessories, tools, and equipment; and new motor vehicle parts.

SIC 5013 is subdivided in some tables into—

1. Motor vehicle supplies and new parts—warehouse distributors.
2. Motor vehicle supplies and new parts—jobbers.
3. Petroleum products marketing equipment.

Tires and tubes (SIC 5014). Establishments primarily engaged in the wholesale distribution of tires and tubes for passenger and commercial vehicles.

Motor vehicle parts, used (SIC 5015). Establishments primarily engaged in the wholesale distribution at wholesale or retail of used motor vehicle parts. This industry includes establishments primarily engaged in dismantling motor vehicles for the purpose of selling parts. Establishments primarily engaged in dismantling motor vehicles for scrap are classified in Industry 5093.

Furniture and homefurnishings (SIC 502)

Furniture (SIC 5021). Establishments primarily engaged in the wholesale distribution of furniture, including bedsprings, mattresses, and other household furniture; office furniture;

and furniture for public parks and buildings. Establishments primarily engaged in the wholesale distribution of partitions, shelving, lockers, and store fixtures are classified in Industry 5046.

SIC 5021 is subdivided in some tables into—

1. Household and lawn furniture.
2. Office and business furniture.

Homefurnishings (SIC 5023). Establishments primarily engaged in the wholesale distribution of homefurnishings and housewares, including antiques; china; glassware and earthenware; lamps (including electric), curtains and draperies; linens and towels; and carpets, linoleum, and all other types of hard and soft surface floor coverings. Establishments primarily engaged in the wholesale distribution of other electrical household goods are classified in Industry 5064, and those distributing precious metal flatware are classified in Industry 5094.

SIC 5023 is subdivided in some tables into—

1. Household china, glassware, and crockery.
2. Linens, domestics, draperies, and curtains.
3. Floor coverings.
4. Other homefurnishings.

Lumber and other construction materials (SIC 503)

Lumber, plywood, millwork and wood panels (SIC 5031). Establishments, with or without yards, primarily engaged in the wholesale distribution of rough, dressed, and finished lumber (but not timber); plywood; reconstituted wood fiber products; doors and windows and their frames (all materials); wood fencing; and other wood or metal millwork.

SIC 5031 is subdivided in some tables into—

1. Lumber—without yard.
2. Lumber—with yard.
3. Plywood, millwork, and wood panels

Brick, stone, and related construction materials (SIC 5032). Establishments primarily engaged in the wholesale distribution of stone, cement, lime construction sand, and gravel; brick (except refractory); asphalt and concrete mixtures; and concrete, stone, and structural clay products (other than refractories). Distributors of industrial sand and of refractory materials are classified in Industry 5085. Establishments primarily engaged in producing ready-mixed concrete are classified in Manufacturing, Industry 3273.

SIC 5032 is subdivided in some tables into—

1. Brick, block, tile, clay/cement sewer pipe.
2. Sand, gravel, and stone.
3. Cement, lime, and related products.

Roofing, siding, and insulation materials (SIC 5033). Establishments primarily engaged in the wholesale distribution of roofing, siding (except wood), and insulation materials.

Construction materials, n.e.c. (SIC 5039). Establishments primarily engaged in the wholesale distribution of mobile homes and of construction materials, not elsewhere classified, including prefabricated buildings and glass. Establishments selling construction materials to the general public and known as retail in the trade are classified in Retail Trade, Industry 5211. Establishments primarily engaged in marketing heavy structural metal products are classified in Industry 5051.

SIC 5039 is subdivided in some tables into—

1. Flat glass and other construction glass.
2. Other construction materials.

Professional and commercial equipment and supplies (SIC 504)

Photographic equipment and supplies (SIC 5043). Establishments primarily engaged in the wholesale distribution of photographic equipment and supplies. Establishments primarily engaged in the wholesale distribution of photocopy, microfilm, and similar equipment are classified in Industry 5044.

Office equipment (SIC 5044). Establishments primarily engaged in the wholesale distribution of office machines and related equipment, including photocopy and microfilm equipment, and safes and vaults. These establishments frequently also sell office supplies. However, establishments primarily engaged in wholesaling most office supplies are classified in Industry Group 511. Establishments primarily engaged in wholesaling office furniture are classified in Industry 5021; and those wholesaling computers and peripheral equipment are classified in Industry 5045.

Computers and computer peripheral equipment and software (SIC 5045). Establishments primarily engaged in the wholesale distribution of computers, computer peripheral equipment, and computer software. These establishments frequently may sell related supplies, but establishments primarily engaged in wholesaling supplies are classified according to the individual product (for example, computer paper in Industry 5112). Establishments primarily engaged in the wholesale distribution of modems and other electronic communications equipment are classified in Industry 5065. Establishments primarily engaged in selling computers and computer peripheral equipment and software for other than business or professional use are classified in Retail Trade, Industry 5734.

SIC 5045 is subdivided in some tables into—

1. Computers and peripheral equipment (selling primarily to business customers).

- a. Computers and peripheral equipment sold for resale.
 - b. Computers and peripheral equipment sold for end use.
2. Computer software (prepackaged, off-the-shelf).

Commercial equipment, n.e.c. (SIC 5046). Establishments primarily engaged in the wholesale distribution of commercial and related machines and equipment, not elsewhere classified, such as commercial cooking and food service equipment; partitions, shelving, lockers, and store fixtures; electrical signs; and balances and scales, except laboratory.

SIC 5046 is subdivided in some tables into—

1. Restaurant and hotel equipment and supplies.
2. Store machines and equipment.

Medical, dental, and hospital equipment and supplies (SIC 5047). Establishments primarily engaged in the wholesale distribution of surgical and other medical instruments, apparatus, and equipment; dentist equipment; artificial limbs; operating room and hospital equipment; X-ray machines; and other electromedical equipment and apparatus used by physicians and in hospitals. Also included in this industry are establishments primarily engaged in the wholesale distribution of professional supplies used by medical and dental practitioners.

SIC 5047 is subdivided in some tables into—

1. Medical and hospital equipment.
2. Dental equipment and supplies.

Ophthalmic Goods (SIC 5048). Establishments primarily engaged in the wholesale distribution of professional equipment and goods used, prescribed, or sold by ophthalmologists, optometrists, and opticians, including ophthalmic frames, lenses, and sunglass lenses.

Professional equipment and supplies, n.e.c. (SIC 5049). Establishments primarily engaged in the wholesale distribution of professional equipment and supplies, not elsewhere classified, such as drafting instruments, laboratory equipment, and scientific instruments.

SIC 5049 is subdivided in some tables into—

1. Religious and school supplies.
2. Other professional equipment and supplies, n.e.c. Establishments primarily engaged in selling specialty lines of professional equipment and supplies not mentioned above, such as veterinarian equipment and supplies, drafting supplies, and scientific equipment.

Metals and minerals, except petroleum (SIC 505)

Metals service centers and offices (SIC 5051). Establishments primarily engaged in marketing semifinished metal products, except precious metals. Establishments in

this industry may operate with warehouses (metals service centers) or without warehouses (metals sales offices). Establishments primarily engaged in marketing precious metals are classified in Industry 5092.

SIC 5051 is subdivided in some tables into—

1. Ferrous metals service centers and offices.
 - a. Ferrous metals service centers.
 - b. Ferrous metals sales offices.
2. Nonferrous metals service centers and offices.
 - a. Nonferrous metals service centers.
 - b. Nonferrous metals sales offices.

Coal and other minerals and ores (SIC 5052). Establishments primarily engaged in the wholesale distribution of coal and coke; copper, iron, lead, and other metallic ores, including precious metal ores; and crude nonmetallic minerals (including concentrates), except crude petroleum. Establishments primarily engaged in the wholesale distribution of nonmetallic minerals used in construction, such as sand and gravel, are classified in Industry 5032. Establishments primarily engaged in the wholesale distribution of crude petroleum are classified in Industry Group 517.

SIC 5052 is subdivided in some tables into—

1. Coal.
2. Other minerals and ores.

Electrical goods (SIC 506)

This industry group includes establishments primarily engaged in the wholesale distribution of electrical generating, distributing, and wiring equipment. It also includes household appliances, whether electrically, manually, or mechanically powered. This industry group does not include electrical commercial and industrial machines, in which electricity does the work directly, e.g., heating, turning a shaft, or ionizing a substance, or electrically powered commercial and industrial machines which are classified in Industry Group 504 or 508.

Electrical apparatus and equipment, wiring supplies, and construction materials (SIC 5063). Establishments primarily engaged in the wholesale distribution of electrical power equipment for the generation, transmission, distribution, or control of electric energy; electrical construction materials for outside power transmission lines and for electrical systems and electric light fixtures and bulbs. Construction contractors primarily engaged in installing electrical systems and equipment from their own stock are classified in Construction, Industry 1731.

Electrical appliances, television and radio sets (SIC 5064). Establishments primarily engaged in the wholesale distribution of radio and television receiving sets, other household electronic sound or video equipment, self-contained air-conditioning room units, and household

electrical appliances. Also included are establishments primarily engaged in the wholesale distribution of household gas and electric laundry equipment and refrigerators and freezers.

Electronic parts and equipment, n.e.c. (SIC 5065).

Establishments primarily engaged in the wholesale distribution of electronic parts and electronic communications equipment, not elsewhere classified, such as telephone and telegraph equipment; radio and television broadcasting and communications equipment; and intercommunications equipment. Establishments primarily engaged in the wholesale distribution of radio and television receiving sets, phonographs, CD-players, and other household sound or video equipment are classified in Industry 5064.

SIC 5065 is subdivided in some tables into—

1. Communications equipment.
2. Other electronic parts and equipment.

Hardware, and plumbing and heating equipment and supplies (SIC 507)

Hardware (SIC 5072). Establishments primarily engaged in the wholesale distribution of cutlery and general hardware, including hand saws; saw blades; brads, staples, and tacks; and bolts, nuts, rivets, and screws. Establishments primarily engaged in the wholesale distribution of nails, noninsulated wire, and screening are classified in Industry 5051.

Plumbing and heating equipment and supplies (hydronics) (SIC 5074). Establishments primarily engaged in the wholesale distribution of hydronic plumbing and heating equipment and supplies. Construction contractors primarily engaged in installing plumbing and heating equipment from their own stock are classified in Construction, Industry 1711.

Warm air heating and air-conditioning equipment and supplies (SIC 5075). Establishments primarily engaged in the wholesale distribution of warm air heating and air-conditioning equipment and supplies. Construction contractors primarily engaged in installing warm air heating and air-conditioning equipment are classified in Construction, Industry 1711.

Refrigeration equipment and supplies (SIC 5078). Establishments primarily engaged in the wholesale distribution of refrigeration equipment and supplies. Construction contractors primarily engaged in installation of refrigeration equipment from their own stock are classified in Construction, Industry 1711.

Machinery, equipment, and supplies (SIC 508)

Construction and mining (except petroleum) machinery and equipment (SIC 5082). Establishments primarily engaged in the wholesale distribution of construction or mining cranes, excavating machinery and equipment, power

shovels, road construction and maintenance machinery, tractor-mounting equipment, and other specialized machinery and equipment used in the construction, mining, and logging industries. Establishments engaged in marketing oil well machinery and equipment are classified in Industry 5084.

Farm and garden machinery and equipment (SIC 5083).

Establishments primarily engaged in the wholesale distribution of agricultural machinery and equipment for use in preparation and maintenance of the soil, the planting and harvesting of crops, and other operations and processes pertaining to work on the farm, lawn, or garden; and dairy and other livestock equipment.

SIC 5083 is subdivided in some tables into—

1. Farm machinery and equipment—farm dealers.
2. Farm machinery and equipment—wholesale distributors.
3. Lawn and garden machinery and equipment.

Industrial machinery and equipment (SIC 5084). Establishments primarily engaged in the wholesale distribution of industrial machinery and equipment, not elsewhere classified.

SIC 5084 is subdivided in some tables into—

1. Food-processing machinery and equipment.
2. General-purpose industrial machinery, equipment, and parts.
3. Metalworking machinery and equipment.
4. Materials handling equipment.
5. Oil well, oil refinery, and pipeline machinery, equipment, and supplies.
6. Other industrial machinery and equipment. Establishments primarily engaged in selling special purpose industrial machinery not elsewhere classified, including printing machinery, paper and paper products machinery, smelting and metal refining machinery and equipment, cigar and cigarette machinery, and similar special industry machinery.

Industrial supplies (SIC 5085). Establishments primarily engaged in the wholesale distribution of industrial supplies, not elsewhere classified.

SIC 5085 is subdivided in some tables into—

1. General-line industrial supplies.
2. Mechanical power transmission equipment.
3. Hydraulic and pneumatic (fluid-power) parts, accessories, and supplies.
4. Welding supplies.
5. Industrial containers and supplies.
6. Industrial valves and fittings, except fluid-power.

7. Other industrial supplies—Establishments primarily engaged in selling a specialty line of industrial materials and supplies not elsewhere classified, such as abrasives, mechanical rubber goods, ropes, cordage, and industrial diamonds.

Service establishment equipment and supplies (SIC 5087). Establishments primarily engaged in the wholesale distribution of equipment and supplies for barber shops, beauty parlors, power laundries, dry-cleaning plants, upholsterers, undertakers, and related personal service establishments.

SIC 5087 is subdivided in some tables into—

1. Beauty and barber equipment and supplies.
2. Custodial (janitors') equipment and supplies.
3. Laundry and dry-cleaning equipment and supplies.
4. Other service establishment equipment and supplies—Establishments primarily engaged in selling a specialty line of service establishment supplies, such as upholsterers' equipment and supplies, seamstresses' supplies, tailors' supplies, undertakers' supplies, municipality equipment and supplies, and shoe repair supplies.

Transportation equipment and supplies, except motor vehicles (SIC 5088). Establishments primarily engaged in the wholesale distribution of transportation equipment and supplies. Establishments primarily engaged in the wholesale distribution of motor vehicles and motor vehicle parts are classified in Industry Group 501, and those distributing pleasure boats are classified in Industry 5091.

SIC 5088 is subdivided in some tables into—

1. Aircraft and aeronautical equipment and supplies.
2. Marine machinery, equipment, and supplies.
3. Other transportation equipment and supplies—Establishments primarily engaged in selling equipment and supplies used in the operation, maintenance, and repair of railroads, streetcars, buses, tramways, aerial hoists, and horsedrawn vehicles.

Miscellaneous durable goods (SIC 509)

Sporting and recreational goods and supplies (SIC 5091). Establishments primarily engaged in the wholesale distribution of sporting goods and accessories; billiard and pool supplies; sporting firearms and ammunition; and marine pleasure craft, equipment and supplies. Establishments primarily engaged in the wholesale distribution of motor vehicles and trailers are classified in Industry 5012; those distributing self-propelled golf carts are classified in Industry 5088; and those distributing athletic apparel and footwear are classified in Industry Group 513.

Toys and hobby goods and supplies (SIC 5092). Establishments primarily engaged in the wholesale distribution of games, toys, hobby goods and supplies, and related goods, such as fireworks and playing cards.

Scrap and waste materials (SIC 5093). Establishments primarily engaged in assembling, breaking up, sorting, and wholesale distribution of scrap and waste materials. This industry includes auto wreckers engaged in dismantling automobiles for scrap. However, those engaged in dismantling automobiles for the purpose of selling secondhand parts at retail are classified in Industry 5015.

SIC 5093 is subdivided in some tables into—

1. Iron and steel scrap processors and dealers.
 - a. Iron and steel scrap processors (using power processing equipment).
 - b. Iron and steel scrap dealers (not using power processing equipment).
2. Nonferrous recyclable materials.

Jewelry, watches, precious stones, and precious metals (SIC 5094). Establishments primarily engaged in the wholesale distribution of jewelry, precious stones and metals, costume jewelry, watches, clocks, silverware, and jewelers' findings. Establishments primarily engaged in the wholesale distribution of precious metal ores are classified in Industry 5052.

SIC 5094 is subdivided in some tables into—

1. Jewelry, watches, diamonds, precious stones, and silverware.
2. Precious metals (excluding ores).

Durable goods, n.e.c. (SIC 5099). Establishments primarily engaged in the wholesale distribution of durable goods, not elsewhere classified, such as musical instruments and forest products, except lumber.

SIC 5099 is subdivided in some tables into—

1. Musical instruments and supplies.
2. Forest products, except lumber.
3. General merchandise—durable.
4. Compact disks, prerecorded audio tapes, and phonograph records.
5. Fire extinguishers and fire safety equipment.
6. Other durable goods.

Nondurable Goods (SIC Major Group 51)

This major group includes establishments primarily engaged in the wholesale distribution of nondurable goods.

Paper and paper products (SIC 511)

Printing and writing paper (SIC 5111). Establishments primarily engaged in the wholesale distribution of printing and writing paper, including envelope paper; fine paper; and groundwood paper.

Stationery and office supplies (SIC 5112). Establishments primarily engaged in the wholesale distribution of stationery and office supplies, including computer and photocopy supplies, envelopes, typewriter paper, file cards and folders, pens, pencils, social stationery, and greeting cards.

Industrial and personal service paper (SIC 5113). Establishments primarily engaged in the wholesale distribution of wrapping and other coarse paper, paperboard, and converted paper and related disposable plastic products, such as bags, boxes, dishes, eating utensils, napkins, and shipping supplies.

Drugs, drug proprietaries, and druggists' sundries (SIC 512)

Drugs, drug proprietaries, and druggists' sundries (SIC 5122). Establishments primarily engaged in the wholesale distribution of prescription drugs, proprietary drugs, druggists' sundries, and toiletries. Establishments primarily engaged in the wholesale distribution of surgical, dental, and hospital equipment are classified in Industry 5047.

SIC 5122 is subdivided in some tables into—

1. General-line drugs—These are wholesalers who reported a substantial portion of their sales in "drugs and pharmaceuticals" and a combination of "proprietary (patent) medicines," "cosmetics," "perfumes," and "other toiletries and druggists' sundries."
2. Specialty-line drugs, pharmaceuticals, cosmetics, and toiletries. These are wholesale establishments engaged in selling limited lines among the above products.

Apparel, piece goods, and notions (SIC 513)

Piece goods, notions, and other dry goods (SIC 5131). Establishments primarily engaged in the wholesale distribution of piece goods or yard goods of natural or man-made fibers, notions (sewing and hair accessories, etc.), and other dry goods. Converters who buy fabric goods (except knit goods) in the grey, have them finished on contract, and sell at wholesale are included here. Converters of knit goods are classified in Manufacturing, Industry Group 225. This industry does not include establishments primarily engaged in the wholesale distribution of homefurnishings which are classified in Industry 5023.

SIC 5131 is subdivided in some tables into—

1. Piece goods.
 - a. Piece goods—jobbers.

b. Piece goods—converters.

2. Notions and other dry goods.

Men's and boys' clothing and furnishings (SIC 5136). Establishments primarily engaged in the wholesale distribution of men's and boys' apparel and furnishings, sportswear, hosiery, underwear, nightwear, and work clothing.

Women's, children's, and infants' clothing and accessories (SIC 5137). Establishments primarily engaged in the wholesale distribution of women's, children's, and infants' clothing and accessories, including hosiery, lingerie, millinery, and furs.

Footwear (SIC 5139). Establishments primarily engaged in the wholesale distribution of footwear (including athletic) made of leather, rubber, and other materials.

Groceries and related products (SIC 514)

Groceries, general-line (SIC 5141). Establishments primarily engaged in the wholesale distribution of a general line of groceries. Establishments primarily engaged in roasting coffee, blending tea, or grinding and packaging spices are classified in Manufacturing Major Group 20.

SIC 5141 is subdivided in some tables into—

1. Voluntary.
2. Retail cooperative.
3. Other general-line.

Packaged frozen foods (SIC 5142). Establishments primarily engaged in the wholesale distribution of packaged quick-frozen vegetables, juices, meats, fish, poultry, pastries, and other "deep freeze" products. Establishments primarily engaged in the wholesale distribution of frozen dairy products are classified in Industry 5143, and those distributing frozen poultry, fish, and meat which are not packaged are classified in Industries 5144, 5146, and 5147, respectively.

Dairy products, except dried or canned (SIC 5143). Establishments primarily engaged in the wholesale distribution of dairy products, such as butter, cheese, ice cream and ices, and fluid milk and cream. This industry does not include establishments primarily engaged in pasteurizing and bottling milk, which are classified in Manufacturing, Industry Group 202. Establishments primarily engaged in the wholesale distribution of dried or canned dairy products are classified in Industry 5149.

SIC 5143 is subdivided in some tables into—

1. Raw milk.
2. Dairy products, except raw milk.

Poultry and poultry products (SIC 5144). Establishments primarily engaged in the wholesale distribution of poultry and poultry products, except canned and packaged frozen products. This industry does not include establishments primarily engaged in the killing and dressing of poultry, which are classified in Manufacturing, Industry 2015. Establishments primarily engaged in the wholesale distribution of packaged frozen poultry are classified in Industry 5142, and those distributing canned poultry are classified in Industry 5149.

SIC 5144 is subdivided in some tables into—

1. Live poultry.
2. Poultry and poultry products, except live.

Confectionery (SIC 5145). Establishments primarily engaged in the wholesale distribution of confectionery and related products, such as candy, chewing gum, fountain fruits, salted or roasted nuts, popcorn, fountain syrups, and potato, corn, and similar chips.

Fish and seafoods (SIC 5146). Establishments primarily engaged in the wholesale distribution (but not packaging) of fresh, cured, or frozen fish and seafoods, except canned or packaged frozen. The preparation of fresh or frozen packaged fish and other seafood, and the shucking and packing of fresh oysters in nonsealed containers, are classified in Manufacturing, Industry 2092. Establishments primarily engaged in the wholesale distribution of canned seafood are classified in Industry 5149, and those distributing packaged frozen foods are classified in Industry 5142.

Meats and meat products (SIC 5147). Establishments primarily engaged in the wholesale distribution of fresh, cured, and processed (but not canned) meats and lard. Establishments primarily engaged in the wholesale distribution of frozen packaged meats are classified in Industry 5142, and those distributing canned meats are classified in Industry 5149.

SIC 5147 is subdivided in some tables into—

1. Meats and meat products, except boxed beef.
2. Packaging boxed beef.

Fresh fruits and vegetables (SIC 5148). Establishments primarily engaged in the wholesale distribution of fresh fruits and vegetables.

Groceries and related products, n.e.c. (SIC 5149). Establishments primarily engaged in the wholesale distribution of groceries and related products, not elsewhere classified. Establishments primarily engaged in the wholesale distribution of soft drinks, and in bottling and distributing natural spring and mineral waters, are classified in this industry, but establishments primarily engaged in bottling soft drinks are classified in Manufacturing, Major Group 20. This industry does not include establishments primarily

engaged in the wholesale distribution of farm-product raw materials classified in Industry Group 515, nor those distributing beer, wine, and distilled alcoholic beverages of Industry Group 518.

SIC 5149 is subdivided in some tables into—

1. Coffee, tea, and spices.
2. Bread and baked goods.
3. Soft drinks.
4. Canned goods.
5. Food and beverage basic materials.
6. Other grocery specialties.

Farm-product raw materials (SIC 515)

Grain and field beans (SIC 5153). Establishments primarily engaged in buying and/or marketing grain (such as corn, wheat, oats, barley, and unpolished rice), dry beans, soybeans, and other inedible beans. Country grain elevators primarily engaged in buying or receiving grain from farmers are included, as well as terminal elevators and other merchants marketing grain. Establishments primarily engaged in the wholesale distribution of field and garden seeds are classified in Industry 5191.

Livestock (SIC 5154). Establishments primarily engaged in buying and/or marketing cattle, hogs, sheep, and goats. This industry also includes the operation of livestock auction markets.

Farm-product raw materials, n.e.c. (SIC 5159). Establishments primarily engaged in buying and/or marketing farm products, not elsewhere classified. Establishments primarily engaged in the wholesale distribution of milk are classified in Industry 5143, and those distributing live poultry are classified in Industry 5144.

SIC 5159 is subdivided in some tables into—

1. Hides, skins, and pelts.
2. Leaf tobacco.
3. Wool, wool tops, and mohair.
4. Cotton.
5. Other farm-product raw materials.

Chemicals and allied products (SIC 516)

Plastics materials and basic forms and shapes (SIC 5162). Establishments primarily engaged in the wholesale distribution of plastics materials, and of unsupported plastics film, sheets, sheeting, rods, tubes, and other basic forms and shapes.

Chemicals and allied products, n.e.c. (SIC 5169). Establishments primarily engaged in the wholesale distribution of chemicals and allied products, not elsewhere classified,

such as acids, industrial and heavy chemicals, dyestuffs, industrial salts, rosin, and turpentine. Establishments primarily engaged in the wholesale distribution of ammunition are classified in Industry Group 509; those distributing agricultural chemicals and pesticides are classified in Industry 5191; those distributing drugs are classified in Industry 5122; and those distributing pigments, paints, and varnishes are classified in Industry 5198.

SIC 5169 is subdivided in some tables into—

1. Industrial gases, except LP.
2. Other chemicals and allied products.

Petroleum and petroleum products (SIC 517)

This industry group includes establishments primarily engaged in the wholesale distribution of crude petroleum and petroleum products. Included are establishments primarily engaged in the distribution of liquefied petroleum gas. Establishments primarily engaged in the transmission and/or distribution of natural gas are classified in Utilities, Industry Group 492.

Petroleum bulk stations and terminals (SIC 5171). Establishments primarily engaged in the wholesale distribution of crude petroleum and petroleum products from bulk liquid storage facilities. These establishments have a bulk liquid storage capacity of 10,000 gallons or more.

SIC 5171 is subdivided in some tables into—

1. Petroleum bulk stations and terminals, except LP.
2. Liquefied petroleum gas bulk stations and terminals.

Petroleum and petroleum products wholesalers, except bulk stations and terminals (SIC 5172). Establishments primarily engaged in the wholesale distribution of crude petroleum and petroleum products. These establishments do not have a bulk liquid storage capacity of 10,000 gallons or more. Included are packaged and bottled petroleum products distributors, truck jobbers, and others marketing petroleum and its products at wholesale.

Beer, wine, and distilled alcoholic beverages (SIC 518)

Beer and ale (SIC 5181). Establishments primarily engaged in the wholesale distribution of beer, ale, porter, and other fermented malt beverages.

Wine and distilled alcoholic beverages (SIC 5182). Establishments primarily engaged in the wholesale distribution of distilled spirits, including neutral spirits and ethyl alcohol used in blended wines and distilled liquors.

SIC 5182 is subdivided in some tables into—

1. Wine and distilled alcoholic beverages—licensed.
2. Wine and distilled alcoholic beverages—State operated.

Miscellaneous nondurable goods (SIC 519)

Farm supplies (SIC 5191). Establishments primarily engaged in the wholesale distribution of animal feeds, fertilizers, agricultural chemicals, pesticides, seeds, and other farm supplies, except grains. Establishments primarily engaged in the wholesale distribution of pet food are classified in Industry 5149, and those distributing pet supplies are classified in Industry 5199.

SIC 5191 is subdivided in some tables into—

1. Farm supplies—farm dealers.
2. Farm supplies—wholesale distributors.

Books, periodicals, and newspapers (SIC 5192). Establishments primarily engaged in the wholesale distribution of books, periodicals, and newspapers.

Flowers, nursery stock, and florists' supplies (SIC 5193). Establishments primarily engaged in the wholesale distribution of flowers, nursery stock, and florists' supplies.

Tobacco and tobacco products (SIC 5194). Establishments primarily engaged in the wholesale distribution of tobacco and its products. Leaf tobacco wholesalers are classified in Industry 5159, and establishments primarily engaged in stemming and redrying tobacco are classified in Manufacturing, Industry 2141.

Paints, varnishes, and supplies (SIC 5198). Establishments primarily engaged in the wholesale distribution of paints, varnishes, wallpaper, and supplies. Establishments selling to the general public and known as retail in the trade are classified in Retail Trade, Industry 5231.

Nondurable goods, n.e.c. (SIC 5199). Establishments primarily engaged in the wholesale distribution of nondurable goods, not elsewhere classified, such as art goods, industrial yarns, textile bags, and bagging and burlap.

SIC 5199 is subdivided in some tables into—

1. Art goods.
2. General merchandise—nondurable.
3. Textile bags and bagging.
4. Specialty advertising (sale of merchandise).
5. Other nondurable goods.

TYPE-OF-OPERATION CLASSIFICATIONS

In addition to being classified by kind of business, each wholesale establishment was classified for the census by type of operation according to the ownership of the business, ownership of the goods sold, or character of the principal transactions. Establishments in wholesale trade are grouped into the following three major types of operation and related subgroups:

Merchant wholesalers. Establishments primarily engaged in buying and selling merchandise on their own account. Included here are such types of establishments as wholesale merchants or jobbers, industrial distributors, voluntary group wholesalers, importers, exporters, cash and carry wholesalers, retailer cooperative warehouses, terminal and country grain elevators, farm products assemblers, wholesale cooperative associations, and petroleum bulk plants and terminals operated by nonrefining companies.

Wholesale distributors and jobbers. Establishments primarily engaged in buying and selling merchandise in the domestic market not manufactured by the parent company.

Importers. Establishments buying and selling goods at wholesale on their own account, whose principal source of purchases was foreign.

Exporters. Establishments primarily engaged in purchasing goods in the United States and selling them to foreign customers.

Terminal grain elevators. Grain elevators primarily engaged in buying and selling grain received from country grain elevators and grain marketing establishments. They have sizable space for grain storage, and products are received primarily by rail or barge rather than by truck.

Country grain elevators. Grain elevators, cooperative or other, buying and receiving grain directly from farmers by truck and selling at wholesale.

Assemblers of farm products, except country grain elevators. Establishments primarily engaged in purchasing directly from farmers and assembling and marketing farm products at wholesale.

Manufacturers' sales branches and offices. Establishments maintained by manufacturing, refining, and mining companies apart from their plants or mines for marketing their products at wholesale. Branch stores selling to household consumers and individual users are classified in retail trade. Sales branches and offices located at plants and administrative offices are included when separate records are available.

Manufacturers' sales branches. A branch with a stock of merchandise for sale. Included are refiner—marketers owned and operated by petroleum refining companies primarily for marketing their products.

Manufacturers' sales offices. An office without a stock of merchandise for sale.

Agents, brokers, and commission merchants. Establishments whose operators are in business for themselves and are primarily engaged in selling or buying goods for others. Included here are such types of operations as auction companies, import agents, export agents, selling agents, merchandise brokers, and commission merchants. "Sales" as shown in census publications for agents, brokers, and commission merchants represent the gross sales (or purchase) value of the goods in the transactions negotiated.

Auction companies. Wholesale establishments primarily engaged in selling merchandise on an agency basis by auction.

Brokers (representing buyers or sellers). Wholesale establishments primarily engaged in selling or buying merchandise in the domestic market on a brokerage basis but not receiving the goods on consignment.

Commission merchants. Wholesale establishments operating in the domestic market receiving goods for sale on consignment.

Import agents. Merchandise agents and brokers in the domestic market buying merchandise from or selling merchandise for foreign firms.

Export agents. Merchandise agents and brokers in the domestic market selling to or buying for foreign customers.

Manufacturers' agents. Wholesale establishments in the domestic market selling for a limited number of manufacturers on a continuing agency basis.



Appendix C. Kind-of-Business Titles and Reporting-Form Numbers

[Listed below are wholesale kind-of-business titles and their corresponding reporting-form numbers. Requests for copies of any of these forms, including the inquiries used to classify establishment by kind of business, should be directed to the Services Division, Bureau of the Census, Washington, DC 20233]

SIC code	Title	Standard form CB-	Short form CB-	SIC code	Title	Standard form CB-	Short form CB-
DURABLE GOODS				DURABLE GOODS—Con.			
501	Motor vehicles and motor vehicle parts and supplies:			509	Miscellaneous durable goods:		
5012	Automobiles and other motor vehicles -----	5012	5003	5091	Sporting and recreational goods and supplies -----	5091	5003
5013	Motor vehicle supplies and new parts -----	5013	5003	5092	Toys and hobby goods and supplies -----	5091	5003
5014	Tires and tubes -----	5013	5003	5093	Scrap and waste materials -----	5093	5003
5015	Motor vehicle parts, used -----	5013	5003	5094	Jewelry, watches, precious stones, and precious metals -----	5094	5003
				5099	Durable goods, n.e.c. -----	5099	5003
DURABLE GOODS				NONDURABLE GOODS			
502	Furniture and homefurnishings:			511	Paper and paper products:		
5021	Furniture -----	5020	5001	5111	Printing and writing paper -----	5110	5102
5023	Homefurnishings -----	5020	5001	5112	Stationery and office supplies -----	5110	5102
				5113	Industrial and personal service paper -----	5110	5102
503	Lumber and other construction materials:			512	Drugs, drug proprietaries, and druggists' sundries:		
5031	Lumber, plywood, millwork, and wood panels -----	5030	5001	5122	Drugs, drug proprietaries, and druggists' sundries -----	5122	5102
5032	Brick, stone, and related construction materials -----	5030	5001				
5033	Roofing, siding, and insulation materials -----	5030	5001				
5039	Construction materials, n.e.c. -----	5030	5001	513	Apparel, piece goods, and notions:		
				5131	Piece goods, notions, and other dry goods -----	5131	5102
504	Professional and commercial equipment and supplies:			5136	Men's and boys' clothing and furnishings -----	5136	5102
5043	Photographic equipment and supplies -----	5043	5003	5137	Women's, children's, and infants' clothing and accessories -----	5136	5102
5044	Office equipment -----	5045	5002	5139	Footwear -----	5136	5102
5045	Computers and computer peripheral equipment and software -----	5045	5002				
5046	Commercial equipment, n.e.c. -----	5043	5002	514	Groceries and related products:		
5047	Medical, dental, and hospital equipment and supplies -----	5047	5002	5141	Groceries, general line -----	5141	5101
5048	Ophthalmic goods -----	5047	5002	5142	Packaged frozen foods -----	5142	5101
5049	Professional equipment and supplies, n.e.c. -----	5047	5002	5143	Dairy products, except dried or canned -----	5143	5101
				5144	Poultry and poultry products -----	5144	5101
505	Metals and minerals, except petroleum:			5145	Confectionery -----	5145	5101
5051	Metals service centers and offices -----	5051	5003	5146	Fish and seafoods -----	5146	5101
5052	Coal and other minerals and ores -----	5052	5003	5147	Meats and meat products -----	5147	5101
				5148	Fresh fruits and vegetables -----	5148	5101
				5149	Groceries and related products, n.e.c. -----	5141	5101
				515	Farm-product raw materials:		
506	Electrical goods:			5153	Grain and field beans -----	5150	5103
5063	Electrical apparatus and equipment, wiring supplies, and construction materials -----	5060	5001	5154	Livestock -----	5150	5103
5064	Electrical appliances, television and radio sets -----	5060	5001	5159	Farm-product raw materials, n.e.c. -----	5150	5103
5065	Electronic parts and equipment, n.e.c. -----	5060	5001	516	Chemicals and allied products:		
				5162	Plastics materials and basic forms and shapes -----	5160	5102
				5169	Chemicals and allied products, n.e.c. -----	5160	5102
507	Hardware, and plumbing and heating equipment and supplies:			517	Petroleum and petroleum products:		
5072	Hardware -----	5070	5001	5171	Petroleum bulk stations and terminals -----	5170	1NA
5074	Plumbing and heating equipment and supplies (hydronics) -----	5070	5001	5172	Petroleum and petroleum products wholesalers, except bulk stations and terminals -----	5170	1NA
5075	Warm air heating and air-conditioning equipment and supplies -----	5070	5001				
5078	Refrigeration equipment and supplies -----	5070	5001	518	Beer, wine, and distilled alcoholic beverages:		
				5181	Beer and ale -----	5180	5103
				5182	Wine and distilled alcoholic beverages -----	5180	5103
508	Machinery, equipment, and supplies:			519	Miscellaneous nondurable goods:		
5082	Construction and mining (except petroleum) machinery and equipment -----	5082	5002	5191	Farm supplies -----	5191	5102
5083	Farm and garden machinery and equipment -----	5083	5002	5192	Books, periodicals, and newspapers -----	5192	5102
5084	Industrial machinery and equipment -----	5084	5002	5193	Flowers, nursery stock, and florists' supplies -----	5192	5102
5085	Industrial supplies -----	5085	5002	5194	Tobacco and tobacco products -----	5194	5102
5087	Service establishment equipment and supplies -----	5087	5002	5198	Paints, varnishes, and supplies -----	5198	5102
5088	Transportation equipment and supplies, except motor vehicles -----	5088	5002	5199	Nondurable goods, n.e.c. -----	5199	5102

¹Petroleum wholesalers were all sent form CB-5170.

Appendix D. Metropolitan Areas

(Titles and definitions shown for MSA's, CMSA's, and PMSA's are those established by the Office of Management and Budget, as of June 30, 1993)

LOUISIANA

Alexandria, LA MSA

Rapides Parish, LA

Baton Rouge, LA MSA

Ascension Parish, LA

East Baton Rouge Parish, LA

Livingston Parish, LA

West Baton Rouge Parish, LA

Houma, LA MSA

Lafourche Parish, LA

Terrebonne Parish, LA

Lafayette, LA MSA

Acadia Parish, LA

Lafayette Parish, LA

St. Landry Parish, LA

St. Martin Parish, LA

Lake Charles, LA MSA

Calcasieu Parish, LA

Monroe, LA MSA

Ouachita Parish, LA

New Orleans, LA MSA

Jefferson Parish, LA

Orleans Parish, LA

Plaquemines Parish, LA

St. Bernard Parish, LA

St. Charles Parish, LA

St. James Parish, LA

St. John the Baptist Parish, LA

St. Tammany Parish, LA

Shreveport-Bossier City, LA MSA

Bossier Parish, LA

Caddo Parish, LA

Webster Parish, LA

Appendix E.

Percent of Sales Data Based on Administrative Records and Estimation for the State: 1992

[For meaning of abbreviations and symbols and for more information on reliability of data, see introductory text. For explanation of terms and comparability of 1987 and 1992 censuses, see appendix A]

SIC code	Kind of business	Percent of sales† —		SIC code	Kind of business	Percent of sales‡ —	
		From administrative records ¹	Estimated ²			From administrative records ¹	Estimated ²
	Wholesale trade -----	3.3	2.6		Wholesale trade —Con.		
50	Durable goods -----	4.9	5.3	50	Durable goods —Con.		
				509	Miscellaneous durable goods -----	(D)	(D)
				5091	Sporting and recreational goods and supplies -----	3.3	8.8
				5092	Toys and hobby goods and supplies -----	7.1	7.5
501	Motor vehicles and motor vehicle parts and supplies -----	(D)	(D)	5093	Scrap and waste materials -----	14.5	6.0
5012	Automobiles and other motor vehicles -----	4.9	7	5094	Jewelry, watches, precious stones, and precious metals -----	(D)	(D)
5013	Motor vehicle supplies and new parts -----	4.8	7.3	5099	Durable goods, n.e.c. -----	10.7	3.1
5014	Tires and tubes -----	(D)	(D)				
5015	Motor vehicle parts, used -----	25.4	3.7	51	Nondurable goods -----	2.4	1.2
502	Furniture and homefurnishings -----	4.2	5.7	511	Paper and paper products -----	(D)	(D)
5021	Furniture -----	5.5	8.3	5111	Printing and writing paper -----	(D)	(D)
5023	Homefurnishings -----	3.2	3.6	5112	Stationery and office supplies -----	5.3	.7
				5113	Industrial and personal service paper -----	5.5	3.2
503	Lumber and other construction materials -----	3.8	4.5	512	Drugs, drug proprietaries, and druggists' sundries -----	.2	1.2
5031	Lumber, plywood, millwork, and wood panels -----	2.2	3.4	5122	Drugs, drug proprietaries, and druggists' sundries -----	.2	1.2
5032	Brick, stone, and related construction materials -----	4.7	9.5	513	Apparel, piece goods, and notions -----	5.2	2.9
5033	Roofing, siding, and insulation materials -----	10.7	1.4	5131	Piece goods, notions, and other dry goods -----	(D)	(D)
5039	Construction materials, n.e.c. -----	6.0	6.0	5136	Men's and boys' clothing and furnishings -----	3.9	.8
504	Professional and commercial equipment and supplies -----	3.2	4.6	5137	Women's, children's, and infants' clothing and accessories -----	7.8	10.7
5043	Photographic equipment and supplies -----	1.4	2.4	5139	Footwear -----	(D)	(D)
5044	Office equipment -----	6.6	7.1	514	Groceries and related products -----	2.8	1.7
5045	Computers and computer peripheral equipment and software -----	1.5	5.9	5141	Groceries, general line -----	.3	.5
5046	Commercial equipment, n.e.c. -----	5.0	2.5	5142	Packaged frozen foods -----	1.4	3.3
5047	Medical, dental, and hospital equipment and supplies -----	3.6	3.1	5143	Dairy products, except dried or canned -----	(D)	(D)
5048	Ophthalmic goods -----	11.2	1.0	5144	Poultry and poultry products -----	.6	.9
5049	Professional equipment and supplies, n.e.c. -----	2.5	2.5	5145	Confectionery -----	3.1	1.4
505	Metals and minerals, except petroleum -----	4.1	6.4	5146	Fish and seafoods -----	17.6	6.1
5051	Metals service centers and offices -----	4.3	6.7	5147	Meats and meat products -----	3.5	—
5052	Coal and other minerals and ores -----	.6	—	5148	Fresh fruits and vegetables -----	6.9	4.2
				5149	Groceries and related products, n.e.c. -----	(D)	(D)
506	Electrical goods -----	4.0	5.1	515	Farm-product raw materials -----	1.8	.5
5063	Electrical apparatus and equipment, wiring supplies, and construction materials -----	2.7	4.8	5153	Grain and field beans -----	.6	.2
5064	Electrical appliances, television and radio sets -----	5.8	1.7	5154	Livestock -----	18.8	7.6
5065	Electronic parts and equipment, n.e.c. -----	7.6	9.9	5159	Farm-product raw materials, n.e.c. -----	23.0	3.7
507	Hardware, and plumbing and heating equipment and supplies -----	7.2	3.5	516	Chemicals and allied products -----	2.3	1.2
5072	Hardware -----	9.6	3.9	5162	Plastics materials and basic forms and shapes -----	6.0	4.6
5074	Plumbing and heating equipment and supplies (hydronics) -----	3.5	2.1	5169	Chemicals and allied products, n.e.c. -----	2.1	1.0
5075	Warm air heating and air-conditioning equipment and supplies -----	9.5	4.2	517	Petroleum and petroleum products -----	1.9	.9
5078	Refrigeration equipment and supplies -----	7.7	8.6	5171	Petroleum bulk stations and terminals -----	2.0	.6
				5172	Petroleum and petroleum products wholesalers, except bulk stations and terminals -----	1.8	2.3
508	Machinery, equipment, and supplies -----	5.3	6.7	518	Beer, wine, and distilled alcoholic beverages -----	3.0	.1
5082	Construction and mining (except petroleum) machinery and equipment -----	2.6	3.8	5181	Beer and ale -----	4.1	.1
5083	Farm and garden machinery and equipment -----	7.7	1.6	5182	Wine and distilled alcoholic beverages -----	1.8	.2
5084	Industrial machinery and equipment -----	5.7	10.8	519	Miscellaneous nondurable goods -----	(D)	(D)
5085	Industrial supplies -----	3.5	3.8	5191	Farm supplies -----	4.0	3.0
5087	Service establishment equipment and supplies -----	6.6	5.9	5192	Books, periodicals, and newspapers -----	.6	6.7
5088	Transportation equipment and supplies, except motor vehicles -----	11.2	3.5	5193	Flowers, nursery stock, and florists' supplies -----	20.1	.8
				5194	Tobacco and tobacco products -----	3.7	.5
				5198	Paints, varnishes, and supplies -----	.2	4.9
				5199	Nondurable goods, n.e.c. -----	(D)	(D)

¹Includes sales information obtained from administrative records of other Federal agencies.

²Includes sales information which was imputed based on historic company ratios or administrative records, or on industry averages.

Appendix F. Geographic Notes

LOUISIANA

De Ridder is in Beauregard and Vernon Parishes.

Eunice is in Acadia and St. Landry Parishes.

Shreveport is in Bossier and Caddo Parishes.

Appendix G.

Establishments in Business Any Time During Year and Establishments in Business at End of Year for the State: 1992 and 1987

[For meaning of abbreviations and symbols, see introductory text. For explanation of terms and comparability of 1987 and 1992 censuses, see appendix A]

SIC code	Kind of business	Establishments in business —			
		Any time during year		At end of year	
		1992	1987	1992	1987
	Wholesale trade	7 347	7 643	6 861	7 066
50	Durable goods	4 696	4 939	4 381	4 563
501	Motor vehicles and automotive parts and supplies	682	727	640	673
5012	Automobiles and other motor vehicles	88	100	85	89
5013	Motor vehicle supplies and new parts	436	468	410	436
5014	Tires and tubes	64	60	60	54
5015	Motor vehicle parts, used	94	99	85	94
502	Furniture and homefurnishings	121	126	115	116
5021	Furniture	52	61	49	57
5023	Homefurnishings	69	65	66	59
503	Lumber and other construction materials	280	320	260	291
5031	Lumber, plywood, millwork, and wood panels	98	127	90	115
5032	Brick, stone, and related construction materials	73	83	69	79
5033	Roofing, siding, and insulation materials	41	33	38	31
5039	Construction materials, n.e.c.	68	77	63	66
504	Professional and commercial equipment and supplies	578	593	536	533
5043	Photographic equipment and supplies	12	13	10	11
5044	Office equipment	151	206	140	183
5045	Computers and computer peripheral equipment and software	142	113	131	101
5046	Commercial equipment, n.e.c.	60	81	59	73
5047	Medical, dental, and hospital equipment and supplies	149	122	142	111
5048	Ophthalmic goods	24	20	19	19
5049	Professional equipment and supplies, n.e.c.	40	38	35	35
505	Metals and minerals, except petroleum	175	185	163	170
5051	Metals service centers and offices	162	184	150	169
5052	Coal and other minerals and ores	13	1	13	1
506	Electrical goods	502	527	468	485
5063	Electrical apparatus and equipment, wiring supplies, and construction materials	322	328	298	304
5064	Electrical appliances, television and radio sets	41	56	36	54
5065	Electronic parts and equipment, n.e.c.	139	143	134	127
507	Hardware, and plumbing and heating equipment and supplies	353	391	336	359
5072	Hardware	94	106	90	99
5074	Plumbing and heating equipment and supplies (hydronics)	118	133	113	118
5075	Warm air heating and air-conditioning equipment and supplies	120	120	116	111
5078	Refrigeration equipment and supplies	21	32	17	31
508	Machinery, equipment, and supplies	1 636	1 728	1 524	1 621
5082	Construction and mining (except petroleum) machinery and equipment	73	72	70	66
5083	Farm and garden machinery and equipment	157	169	144	161
5084	Industrial machinery and equipment	788	845	724	792
5085	Industrial supplies	402	359	384	339
5087	Service establishment equipment and supplies	130	181	121	167
5088	Transportation equipment and supplies, except motor vehicles	86	102	81	96
509	Miscellaneous durable goods	369	342	339	315
5091	Sporting and recreational goods and supplies	59	44	59	41
5092	Toys and hobby goods and supplies	21	19	19	18
5093	Scrap and waste materials	93	96	88	89
5094	Jewelry, watches, precious stones, and precious metals	52	46	48	39
5099	Durable goods, n.e.c.	144	137	125	128
51	Nondurable goods	2 651	2 704	2 480	2 503
511	Paper and paper products	233	222	221	207
5111	Printing and writing paper	27	32	27	30
5112	Stationery and office supplies	153	124	145	120
5113	Industrial and personal service paper	53	66	49	57
512	Drugs, drug proprietaries, and druggists sundries	101	73	99	69
5122	Drugs, drug proprietaries, and druggists sundries	101	73	99	69
513	Apparel, piece goods, and notions	86	63	77	59
5131	Piece goods, notions, and other dry goods	26	19	25	19
5136	Men's and boys' clothing and furnishings	28	17	27	15
5137	Women's, children's, and infants' clothing and accessories	30	21	24	19
5139	Footwear	2	6	1	6

SIC code	Kind of business	Establishments in business —			
		Any time during year		At end of year	
		1992	1987	1992	1987
51	Nondurable goods — Con.				
514	Groceries and related products	731	713	680	659
5141	Groceries, general line	84	78	81	72
5142	Packaged frozen foods	63	48	58	44
5143	Dairy products, except dried or canned	48	45	46	43
5144	Poultry and poultry products	11	14	11	14
5145	Confectionery	45	53	41	51
5146	Fish and seafoods	191	160	175	145
5147	Meats and meat products	45	65	42	61
5148	Fresh fruits and vegetables	53	62	49	56
5149	Groceries and related products, n.e.c.	191	188	177	173
515	Farm-product raw materials	122	111	114	102
5153	Grain and field beans	74	69	69	64
5154	Livestock	20	17	19	17
5159	Farm-product raw materials, n.e.c.	28	25	26	21
516	Chemicals and allied products	283	334	260	313
5162	Plastics materials and basic forms and shapes	27	33	26	31
5169	Chemicals and allied products, n.e.c.	256	301	234	282
517	Petroleum and petroleum products	440	488	415	457
5171	Petroleum bulk stations and terminals	351	387	333	367
5172	Petroleum and petroleum products wholesalers, except bulk stations and terminals	89	101	82	90
518	Beer, wine, and distilled alcoholic beverages	84	96	79	84
5181	Beer and ale	52	55	48	52
5182	Wine and distilled alcoholic beverages	32	41	31	32
519	Miscellaneous nondurable goods	571	604	535	553
5191	Farm supplies	284	303	263	273
5192	Books, periodicals, and newspapers	35	29	33	29
5193	Flowers, nursery stock, and florists' supplies	46	39	42	35
5194	Tobacco and tobacco products	36	35	36	32
5198	Paints, varnishes and supplies	51	69	48	64
5199	Nondurable goods, n.e.c.	119	129	113	120

Publication Program

1992 CENSUS OF WHOLESALE TRADE

Publications of the 1992 Census of Wholesale Trade, containing data on wholesale trade establishments with payroll in the United States, are described below. Publications order forms for specific reports may be obtained from any Department of Commerce district office or from Data User Services Division, Customer Services, Bureau of the Census, Washington, DC 20233-8300. The first results were issued in press releases. Final detailed statistics are issued in separate paperbound reports and compact disc-read only memory (CD-ROM).

Final Reports

Geographic area series—52 reports (WC92-A-1 to -52)

A separate paperbound report containing data for establishments with payroll is published for each State, the District of Columbia, and the United States. Each report presents general statistics for establishments with payroll, on number of establishments, sales, payroll, employment, operating expenses, and inventories. At the State level, data also are presented separately for the following types of wholesale operations: merchant wholesalers; manufacturers' sales branches and offices; and agents, brokers, and commission merchants. Less type-of-operation detail is shown below the State level. For States, MA's, and counties and places with 200 wholesale establishments or more, statistics are presented by kind of business. Greater kind-of-business detail is shown for larger areas. In addition, data are shown for all places with 2,500 inhabitants or more and all counties (with no kind-of-business detail). For each State, the District of Columbia, and the United States, 1992 data are provided on sales and employees per establishment, sales and payroll per employee, payroll as a percent of operating expenses, and operating expenses and end-of-year inventories as percentages of sales. Comparative statistics showing percent changes in sales and payroll between 1987 and 1992 also are shown by kind of business.

Subject series—4 reports (WC92-S-1 to -4)

The *Establishment and Firm Size* report (WC92-S-1) presents data for establishments with payroll, based on size of establishment, size of company or firm, and legal form of organization. Establishment statistics are presented by sales size and by employment size; statistics for firms by sales size (including concentration by largest firms), by employment size, and by number of establishments operated (single units and multiunits). Statistics are presented by kind of business on the number of establishments, sales, payroll, and employment for the United States.

The *Measures of Value Produced, Capital Expenditures, Depreciable Assets, and Operating Expenses* report (WC92-S-2) presents data on measures of value produced, capital expenditures, depreciable assets, and operating expenses for firms with payroll

for the United States by major kinds of business. Measures of value produced include gross margin, value added, and net income produced at market prices and factor costs. Operating expenses include annual payroll, supplemental labor costs, purchased services, etc. Sales, purchases, and beginning and ending inventories data also are provided.

The *Commodity Line Sales* report (WC92-S-3) presents data on major categories of commodities sold by wholesale kinds of business for the United States. Data for 15 selected MA's and 15 selected States will be available on electronic media only. Tables present data for each kind of business and show, for each commodity line, the number of establishments handling the line and their sales of the line; the percentage of total sales of the kind of business accounted for by each of the lines carried; and, for establishments actually handling a specific line, the percentage of total sales represented by sales of that line. Summary statistics also are provided for the broad commodity line categories, including counts of establishments and the amount and percentage of the line sold by various kinds of wholesale businesses.

The *Miscellaneous Subjects* report (WC92-S-4) contains data by kind of business on employment by principal activity; sales by class of customer; inventory valuation methods; commissions and gross selling value of business conducted for others by agents and brokers; gross margins, gross profits, and their components; and on petroleum bulk stations and terminals. Data are presented for the United States as a whole; for petroleum bulk stations and terminals, States, and counties.

Electronic Media

All data included in the printed reports are available on CD-ROM. The CD-ROM's provide the same information found in the final reports as well as additional information not published in the final reports, such as commodity line sales data for States (WC92-S-3). Electronic media products are available for users who wish to summarize, rearrange, or process large amounts of data. These products, with corresponding technical documentation, are sold by Data User Services Division, Customer Services, Bureau of the Census, Washington, DC 20233-8300.

OTHER ECONOMIC CENSUS REPORTS

Data on retail trade, service industries, transportation, communications, utilities, financial, insurance, real estate, construction industries, manufactures, mineral industries, enterprise statistics, minority-owned business enterprises, and women-owned businesses also are available from the 1992 Economic Census. A separate series of reports covers the census of outlying areas: Puerto Rico, Virgin Islands of the United States, Guam, and the Northern Marianas. Separate announcements describing these reports are available free of charge from Data User Services Division, Customer Services, Bureau of the Census, Washington, DC 20233-8300.