


1992

Census of Wholesale Trade

WC92-A-17

GEOGRAPHIC AREA SERIES

Kansas



1992 Census of Wholesale Trade

WC92-A-17

GEOGRAPHIC AREA SERIES

Kansas

+



+



U.S. Department of Commerce
Ronald H. Brown, Secretary
David J. Barram, Deputy Secretary

Economics and Statistics Administration
Everett M. Ehrlich, Under Secretary
for Economic Affairs

BUREAU OF THE CENSUS
Martha Farnsworth Riche, Director

Acknowledgments

Many persons participated in the various activities of the 1992 Census of Wholesale Trade. The overall planning and review of the census operations were performed by the Economic Census Staff of the Economic Planning and Coordination Division.

This report was prepared in the Services Division. **Bobby E. Russell**, Assistant Chief for Census Programs, was responsible for the overall planning, management, and coordination of the census of wholesale trade. Planning and implementation were under the direction of **John R. Trimble**, Chief, Wholesale Census Branch, with primary staff assistance by **Steven L. Barron**, **John L. Vignali**, **Gary E. Swenson**, **Scott P. Handmaker**, **Daniel C. Collier**, **Barbara A. Collier**, **Cary L. Fletcher**, **Dennis R. Johnson**, and **Karen K. Sigmon**.

Systems and procedures for mailout, receipt, correspondence, data input, industry classification, other clerical processing, administrative record processing, quality control, and the associated electronic computer programs, were developed in the Economic Planning and Coordination Division.

Mailout preparation and receipt operations, clerical and analytical review activities, data keying, and geocoding review were performed by the staff of the Data Preparation Division, **Judith N. Petty**, Chief.

Geographic coding procedures and associated computer programs were developed by the staff of the Geography Division.

The computer processing systems were developed and coordinated in the Economic Statistical Methods and Programming Division, **Charles P. Pautler, Jr.**, Chief. **H. Ray Dennis**, Assistant Chief for Business Programs, was responsible for the design and implementation of the computer systems. The computer programs were prepared under the supervision of **Steven G. McCraith**, Chief, Utilities and Financial Census Branch, and **William C. Wester**, Chief, Business Census Branch, assisted by **Dennis P. Kelly**, **Barbara L. Lambert**, **Josephine S. McLaughlin**, **William D. McClain**, **David Wang**, and **David L. Sipes**.

Computer processing was performed in the Computer Services Division, **Marvin D. Raines**, Chief.

The staff of the Administrative and Publications Services Division, **Walter C. Odom**, Chief, performed planning, design, composition, editorial review, and printing planning and procurement for publications and report forms. **Gladys Rea** provided publication coordination and editing.

Special acknowledgment is also due the many businesses whose cooperation has contributed to the publication of these data.

If you have any questions concerning the statistics in this report, call 301-457-2725.



**Economics and Statistics
Administration**

Everett M. Ehrlich, Under Secretary
for Economic Affairs



BUREAU OF THE CENSUS

Martha Farnsworth Riche, Director
Harry A. Scarr, Deputy Director

Paula J. Schneider, Principal Associate
Director for Programs

Thomas L. Mesenbourg, Acting Associate
Director for Economic Programs

Thomas L. Mesenbourg, Assistant Director
for Economic Programs

**ECONOMIC PLANNING AND COORDINATION
DIVISION**

John P. Govoni, Chief

SERVICES DIVISION

Carole A. Ambler, Chief

Introduction to the Economic Census

PURPOSES AND USES OF THE ECONOMIC CENSUS

The economic census is the major source of facts about the structure and functioning of the Nation's economy. It provides essential information for government, business, industry, and the general public.

The economic census furnishes an important part of the framework for such composite measures as the gross domestic product, input/output measures, production and price indexes, and other statistical series that measure short-term changes in economic conditions.

Policymaking agencies of the Federal Government use the data, especially in monitoring economic activity and providing assistance to business.

State and local governments use the data to assess business activities and tax bases within their jurisdictions and to develop programs to attract business.

Trade associations study trends in their own and competing industries and keep their members informed of market changes.

Individual businesses use the data to locate potential markets and to analyze their own production and sales performance relative to industry or area averages.

AUTHORITY AND SCOPE

Title 13 of the United States Code (sections 131, 191, and 224) directs the Census Bureau to take the economic census every 5 years, covering years ending in 2 and 7. The 1992 Economic Census consists of the following eight censuses:

- Census of Retail Trade
- Census of Wholesale Trade
- Census of Service Industries
- Census of Financial, Insurance, and Real Estate Industries
- Census of Transportation, Communications, and Utilities
- Census of Manufactures
- Census of Mineral Industries
- Census of Construction Industries

Special programs also cover enterprise statistics and minority-owned and women-owned businesses. (The 1992 Census of Agriculture and 1992 Census of Governments are conducted separately.) The next economic census is scheduled to be taken in 1998 covering the year 1997.

AVAILABILITY OF THE DATA

The results of the economic census are available in printed reports for sale by the U.S. Government Printing Office and on compact discs for sale by the Census Bureau. Order forms for all types of products are available on request from Customer Services, Bureau of the Census, Washington, DC 20233-8300. A more complete description of publications being issued from this census is on the inside back cover of this document.

Census facts are also widely disseminated by trade associations, business journals, and newspapers. Volumes containing census statistics are available in most major public and college libraries. Finally, State data centers in every State as well as business and industry data centers in many States also supply economic census statistics.

WHAT'S NEW IN 1992

The 1992 Economic Census covers more of the economy than any previous census. New for 1992 are data on communications, utilities, finance, insurance, and real estate, as well as coverage of more transportation industries. The economic, agriculture, and governments censuses now collectively cover nearly 98 percent of all economic activity.

Among other changes, new 1992 definitions affect the boundaries of about a third of all metropolitan areas. Also, the Survey of Women-Owned Businesses has now been expanded to include all corporations.

HISTORICAL INFORMATION

The economic census has been taken as an integrated program at 5-year intervals since 1967 and before that for 1963, 1958, and 1954. Prior to that time, the individual subcomponents of the economic census were taken separately at varying intervals.

The economic census traces its beginnings to the 1810 Decennial Census, when questions on manufacturing were included with those for population. Coverage of economic activities was expanded for 1840 and subsequent censuses to include mining and some commercial activities. In 1902, Congress established a permanent Census Bureau and directed that a census of manufactures be taken every 5 years. The 1905 Manufactures Census was the first time a census was taken apart from the regular every-10-year population census.

The first census of business was taken in 1930, covering 1929. Initially it covered retail and wholesale trade and construction industries, but it was broadened in 1933 to include some of the service trades.

The 1954 Economic Census was the first census to be fully integrated—providing comparable census data across economic sectors, using consistent time periods, concepts, definitions, classifications, and reporting units. It was the first census to be taken by mail, using lists of firms provided by the administrative records of other Federal agencies. Since 1963, administrative records also have been used to provide basic statistics for very small firms, reducing or eliminating the need to send them census questionnaires. The Enterprise Statistics Program, which publishes combined data from the economic census, was made possible with the implementation of the integrated census program in 1954.

The range of industries covered in the economic censuses has continued to expand. The census of construction industries began on a regular basis in 1967, and the scope of service industries was broadened in 1967, 1977, and 1987. The census of transportation began in 1963 as a set of surveys covering travel, transportation of commodities, and trucks, but expanded in 1987 to cover business establishments in several transportation industries. For 1992, these statistics are incorporated into a broadened census of transportation, communications, and utilities. Also new for 1992 is the census of financial, insurance, and real estate industries. This is part of a gradual expansion in coverage of industries previously subjected to government regulation.

The Survey of Minority-Owned Business Enterprises was first conducted as a special project in 1969 and was incorporated into the economic census in 1972 along with the Survey of Women-Owned Businesses.

An economic census has also been taken in Puerto Rico since 1909, in the Virgin Islands of the United States and Guam since 1958, and in the Commonwealth of the Northern Mariana Islands since 1982.

Statistical reports from the 1987 and earlier censuses provide historical figures for the study of long-term time series and are available in some large libraries. All of the census data published since 1967 are still available for sale on microfiche from the Census Bureau.

AVAILABILITY OF MORE FREQUENT ECONOMIC DATA

While the census provides complete enumerations every 5 years, there are many needs for more frequent data as well. The Census Bureau conducts a number of monthly, quarterly, and annual surveys, with the results appearing in publication series such as Current Business Reports (retail and wholesale trade and service industries), the Annual Survey of Manufactures, Current Industrial Reports, and the Quarterly Financial Report. Most of these surveys, while providing more frequent observations, yield less kind-of-business and geographic detail than the census. The County Business Patterns program offers annual statistics on the number of establishments, employment, and payroll classified by industry within each county.

SOURCES FOR MORE INFORMATION

More information about the scope, coverage, classification system, data items, and publications for each of the economic censuses and related surveys is published in the *Guide to the 1992 Economic Census and Related Statistics*. More information on the methodology, procedures, and history of the census will be published in the *History of the 1992 Economic Census*. Contact Customer Services for information on availability.

Census of Wholesale Trade

GENERAL

The 1992 Census of Wholesale Trade, part of the 1992 Economic Census, covered wholesale trade as defined in the *Standard Industrial Classification Manual: 1987*¹ (SIC). It included all establishments with one or more paid employees primarily engaged in selling merchandise to retailers; other wholesalers; or industrial, commercial, institutional, farm, or professional users. Companies selling products to which they have title, as well as those acting as agents or brokers in buying or selling merchandise to others, are included. The census excluded governmental organizations classified in the covered industries except for wholesale liquor establishments operated by State and local governments.

The basic tabulations in this report do not include data for establishments which are "auxiliary" (primary function is providing a service, such as warehouses) to other establishments within the same organization. Data for auxiliaries are presented in a subsequent report issued as part of the 1992 Enterprise Statistics reports.

Wholesale firms without employees are excluded from the census. In the census of retail trade, the sales of firms with no paid employees are derived from administrative records of other Federal agencies rather than from a direct canvass. These sources proved impractical for wholesale firms without paid employees. In the census of wholesale trade, the sales value is the gross volume of business conducted. Firms which operated wholly or partly on a commission basis must provide both the gross volume of business conducted and commission receipts on census forms. Agents and brokers do not report to other Federal agencies the gross selling value of goods. Moreover, administrative records make no distinction between commission receipts and sales of products by wholesalers.

Appendix A gives a more detailed explanation of census coverage and methodology.

CENSUS DISCLOSURE RULES

In accordance with Federal law governing census reports, no data are published that would disclose the operations of an individual establishment or business. However, the number of establishments in a kind-of-business

classification is not considered a disclosure, therefore, this information may be released even though other information is withheld.

GEOGRAPHIC AREAS COVERED

This report series presents data for the following areas:

1. The United States as a whole.
2. Each State and the District of Columbia
3. Each consolidated metropolitan statistical area (CMSA) and primary metropolitan statistical area (PMSA) defined by the Office of Management and Budget (OMB) as of June 30, 1993. A CMSA is an area used to facilitate the presentation and analysis of data for large concentrations of metropolitan populations. It includes two or more contiguous PMSA's which have a population of at least 1,000,000² and which meet specific criteria of urban character and of social and economic integration.
4. Each metropolitan statistical area (MSA) defined by the OMB as of June 30, 1993. An MSA is an integrated economic and social unit with a population nucleus of at least 50,000 inhabitants.² Each MSA consists of one or more counties meeting standards of metropolitan character; in New England, cities and towns rather than counties are the component geographic units.
5. The area within the State outside metropolitan areas (MA's).
6. Each county or county equivalent.³ Counties are the primary divisions of States, except in Louisiana where they are called parishes and in Alaska where they are called boroughs and census areas. Maryland, Missouri, Nevada, and Virginia have one place or more that is independent of any county organization and constitutes primary divisions of their States. These places are treated as counties and as places.
7. Each consolidated city.³ Consolidated cities are consolidated governments which consists of separately incorporated municipalities.
8. Each municipality of 2,500 inhabitants or more incorporated as a city, borough, village, or town.^{2 3}

¹*Standard Industrial Classification Manual: 1987*. For sale by Superintendent of Documents, U.S. Government Printing Office, Washington, DC 20402. Stock No. 041-001-00314-2.

²According to 1990 Census of Population or subsequent special census.

³Those defined as of January 1, 1992.

For the economic census, boroughs and census areas in Alaska, and boroughs in New York, are not included in this category.

9. Special economic urban areas (SEUA's), which include townships in Michigan, New Jersey, and Pennsylvania and towns in New York, Wisconsin, and the six New England States with 10,000 inhabitants or more.⁴

DOLLAR VALUES

All dollar values presented in this report are expressed in current dollars, i.e., 1992 data are expressed in 1992 dollars and 1987 data in 1987 dollars. Consequently, when making comparisons to prior years, users of the data should consider the inflation that has occurred

RELIABILITY OF DATA

All data compiled in this report originated from either census questionnaires or administrative records of other Federal agencies and, therefore, are not subject to sampling errors. However, the data are subject to nonsampling errors. Nonsampling errors can be attributed to many sources: inability to identify all cases in the actual universe; definition and classification difficulties; differences in the interpretation of questions; errors in recording or coding the data obtained; and other errors of collection, response, coverage, and estimation for missing or misreported data.

The accuracy of these tabulated data is determined by the joint effects of the various nonsampling errors. No direct measurement of these effects has been obtained except for estimation for missing or misreported data; however, precautionary steps were taken in all phases of the collection, processing, and tabulation of the data in an effort to minimize the effects of nonsampling errors.

The Census Bureau obtains on computer tape limited information extracted from administrative records of other Federal agencies. This information is used in conjunction with other information available to the Census Bureau to develop estimates for nonemployers, small employers, and other establishments for which responses were not received in time for publication. For an indication of the extent that data included in these reports were obtained from the administrative records of other Federal agencies and from estimation, rather than reports directly from respondents, see appendix E. Also, see appendix A for a more detailed explanation of census coverage and methodology.

SPECIAL TABULATIONS

Special tabulations of data collected in the 1992 Census of Wholesale Trade may be obtained, depending on availability of time and personnel, on diskette, computer tape,

⁴According to 1990 Census of Population or subsequent special census.

or in tabular form. The data will be in summary form and subject to the same rules prohibiting disclosure of confidential information (including name, address, kind of business, or other data for individual business establishments or companies) as are the regular publications.

Special tabulations are prepared on a cost basis. A request for a cost estimate, as well as exact specifications on the type and format of the data to be provided, should be directed to the Chief, Services Division, Bureau of the Census, Washington, DC 20233.

To discuss a special tabulation before submitting specifications, call 1-800-541-8345.

ABBREVIATIONS AND SYMBOLS

The following abbreviations and symbols are used in this publication:

–	Represents zero.
(D)	Withheld to avoid disclosing data for individual companies; data are included in broader kind-of-business totals.
(IC)	Independent city.
(NA)	Not available.
(NC)	Not comparable.
(X)	Not applicable.
CMSA	Consolidated metropolitan statistical area.
MA	Metropolitan area.
MSA	Metropolitan statistical area.
n.e.c.	Not elsewhere classified.
PMSA	Primary metropolitan statistical area.
pt.	Part.
r	Revised.
SEUA	Standard economic urban area.
SIC	Standard Industrial Classification.

The following symbols are used in this publication to show employment size ranges for employment data that has been withheld to avoid disclosing data for individual companies (employment size range codes are provided for the first time in the 1992 Economic Census):

Symbol	Employment size
AA	0—19
BB	20—99
CC	100—249
EE	250—499
FF	500—999
GG	1,000—2,499
HH	2,500—4,999
II	5,000—9,999
JJ	10,000—24,999
KK	25,000—49,999
LL	50,000—99,999
MM	100,000 or more

Users' Guide for Locating Statistics in This Report by Table Number

Information shown in tables	Table									
	1	2	3	4	5	6	7	8	9	10
GEOGRAPHIC AREAS										
The State	X	X	X						X	X
Metropolitan Areas (MA's) in the State.....							X			
Area of the State not in any MA								X		
Counties in the State				X						X
Places in the State				² X	¹ X	¹ X			² X	
DATA ITEMS³										
Establishments.....	X		X	⁴ X	⁴ X	⁴ X	⁴ X	⁴ X		
Sales	X		X	⁴ X	⁴ X	⁴ X	⁴ X	⁴ X	X	X
Annual payroll	X		X	⁴ X	⁴ X	⁴ X	⁴ X	⁴ X		
First-quarter payroll.....	X									
Paid employees for pay period including March 12, 1992	X		X	⁵ X	⁵ X	⁵ X	⁵ X	⁵ X		
Inventories	X									
Operating expenses	X									
Sales per establishment.....		X								
Sales per employee		X								
Annual payroll per employee.....		X								
Annual payroll as a percent of operating expenses.....		X								
Employees per establishment.....		X								
Operating expenses as a percent of sales		X								
End-of-year inventories as a percent of sales....		X								
1987 to 1992 comparative statistics (sales, payroll, etc.).....			X							
Counties ranked by volume of sales										X
Places ranked by volume of sales.....									² X	

¹Includes areas with 200 wholesale establishments or more.

²Includes places with 2,500 inhabitants or more, according to the 1990 Census of Population.

³See Explanation of Terms, appendix A.

⁴Manufacturers' sales branches and offices, and agents, brokers, and commission merchants are combined and displayed as "other types of operation."

⁵Presented for total and merchant wholesalers only.

Users' Guide for Locating Statistics in the 1992 Census of Wholesale Trade Reports

Report and geographic area	Information shown in reports by kind of business or industry category										
	Number of establishments	Sales (\$1,000)	Payroll (\$1,000)	Number of employees	Inventories (\$1,000)	Operating expenses (\$1,000)	Commodity line sales (\$1,000)	Sales size and employment size ¹	Legal form of organization	Petroleum bulk stations and terminals	Selected topics
GEOGRAPHIC AREA SERIES											
United States	X	X	X	X	X	X					
State	X	X	X	X	X	X					
MA	X	X	X	X							
County	X	X	X	X							
Place	X	X	X	X							
ESTABLISHMENT AND FIRM SIZE (INCLUDING LEGAL FORM OF ORGANIZATION)											
United States	X	X	² X	² X	² X	² X		X	X		
MEASURES OF VALUE PRODUCED, CAPITAL EXPENDITURES, DEPRECIABLE ASSETS, AND OPERATING EXPENSES											
United States ²		X	X		X	X			X		³ X
COMMODITY LINE SALES											
United States	X	X					X				
State ⁴	X	X					X				
MA ⁴	X	X					X				
MISCELLANEOUS SUBJECTS											
United States	X	X	X	X	X	X				X	⁵ X
State					X					X	
County					X					X	

¹Establishments and firms.

²Merchant wholesalers only.

³Value produced, capital expenditures, depreciable assets, and selected operating expenses detail.

⁴Available on CD ROM only.

⁵Class of customer; employment by principal activity; detailed type of operation; inventory detail; commissions of agents and brokers; and gross margins, gross profits, and their components of merchant wholesalers.

Contents

Kansas

[Page numbers listed here omit the prefix that appears as part of the number of each page]

	Page
Introduction to the Economic Census.....	III
Census of Wholesale Trade	V
Users' Guide for Locating Statistics in This Report by Table Number	VII
Users' Guide for Locating Statistics in the 1992 Census of Wholesale Trade Reports ...	VIII
Summary of Findings	2

FIGURES

1. Percent of Wholesale Sales by Type of Operation: 1992 and 1987	3
2. Wholesale Sales by Industry Group: 1992 and 1987	4
3. Wholesale Employment by Industry Group: 1992 and 1987	5
Maps	6

TABLES

1. Summary Statistics for the State: 1992	9
2. Selected Ratios for the State: 1992	13
3. Comparative Statistics for the State: 1992 and 1987	16
4. Summary Statistics for Counties and for Places With 2,500 Inhabitants or More: 1992	19
5. Summary Statistics for Places With 200 Establishments or More: 1992.....	23
6. Summary Statistics for Counties With 200 Establishments or More: 1992.....	27
7. Summary Statistics for Metropolitan Areas: 1992.....	31
8. Summary Statistics for the Area Outside Metropolitan Areas: 1992	35
9. Places With 2,500 Inhabitants or More Ranked by Volume of Sales: 1992.....	36
10. Counties Ranked by Volume of Sales: 1992.....	37

APPENDIXES

A. General Explanation	A-1
B. Sample Report Form and Instructions	B-1
C. Kind-of-Business Titles and Reporting-Form Numbers	C-1
D. Metropolitan Areas	D-1
E. Percent of Sales Data Based on Administrative Records and Estimation for the State: 1992	E-1
F. Geographic Notes.....	F-1
G. Establishments in Business Any Time During Year and Establishments in Business at End of Year for the State: 1992 and 1987	G-1

Publication Program..... Inside back cover

Summary of Findings

Kansas had 5,854 wholesale establishments in 1992 with \$34.9 billion in sales. This represents a 1.7 percent increase in wholesale establishments and a 15.3 percent increase in sales over 1987 according to the 1992 Census of Wholesale Trade conducted by the Bureau of the Census, U.S. Department of Commerce.

Merchant wholesalers accounted for 84.1 percent or 4,924 of the total establishments and 57.3 percent or \$20.0 billion of the total sales in 1992 compared with 83.8 percent of the establishments and 54.3 percent of the sales in 1987. Manufacturers' sales branches and offices with 421 establishments and \$11.0 billion in sales and agents, brokers, and commission merchants with 509 establishments and \$3.9 billion in sales made up the rest of the wholesale trade total in 1992.

Grain and field beans wholesalers were the largest group of wholesalers by kind of business in terms of sales with \$6.0 billion followed by automobiles and other motor vehicles wholesalers with \$3.2 billion and groceries and related products, n.e.c., wholesalers with \$2.3 billion. Out of 69 kind of business groups, these three accounted for 32.9 percent of the total sales in the State.

Annual payroll for all wholesalers in the State was up from \$1.3 billion in 1987 to \$1.6 billion in 1992. Merchant wholesalers had annual payroll of \$1.2 billion in 1992 while manufacturers' sales branches and offices recorded \$310.2 million and agents, brokers, and commission merchants had \$88.9 million.

Employment by all wholesalers in Kansas as of mid-March 1992 was 61,783, an increase of 1.6 percent since 1987. Merchant wholesalers with 49,872 employees accounted for 80.7 percent of the total wholesale employment in 1992 compared with 79.1 percent in 1987.

Inventories of \$2.3 billion were held at wholesale establishments in the State at the end of 1992. Merchant wholesalers held 90.6 percent of these inventories while manufacturers' sales branches and sales offices held 9.1 percent and agent, brokers, and commission merchants held .3 percent. Inventories of all wholesalers decreased during 1992 by 1.1 percent while those of merchant wholesalers decreased .5 percent.

Payroll per employee in the State averaged \$26.5 thousand for all wholesalers in 1992, an increase of 25.7 percent since 1987. Merchant wholesalers averaged \$24.8 thousand per employee while manufacturers' sales branches and offices was \$37.7 thousand and agents, brokers, and commission merchants were \$24.2 thousand in 1992.

Annual payroll as a percent of operating expenses for all wholesalers increased from 48.9 percent in 1987 to 49.0 percent in 1992. The ratio for merchant wholesalers was 49.2 percent; for manufacturers' sales branches and offices it was 46.8 percent; and for agents, brokers and commission merchants it was 54.5 percent.

Figure 1. **Percent of Wholesale Sales by Type of Operation: 1992 and 1987**
(Percents may not add to 100 because of rounding. For meaning of abbreviations and symbols, see introductory text)

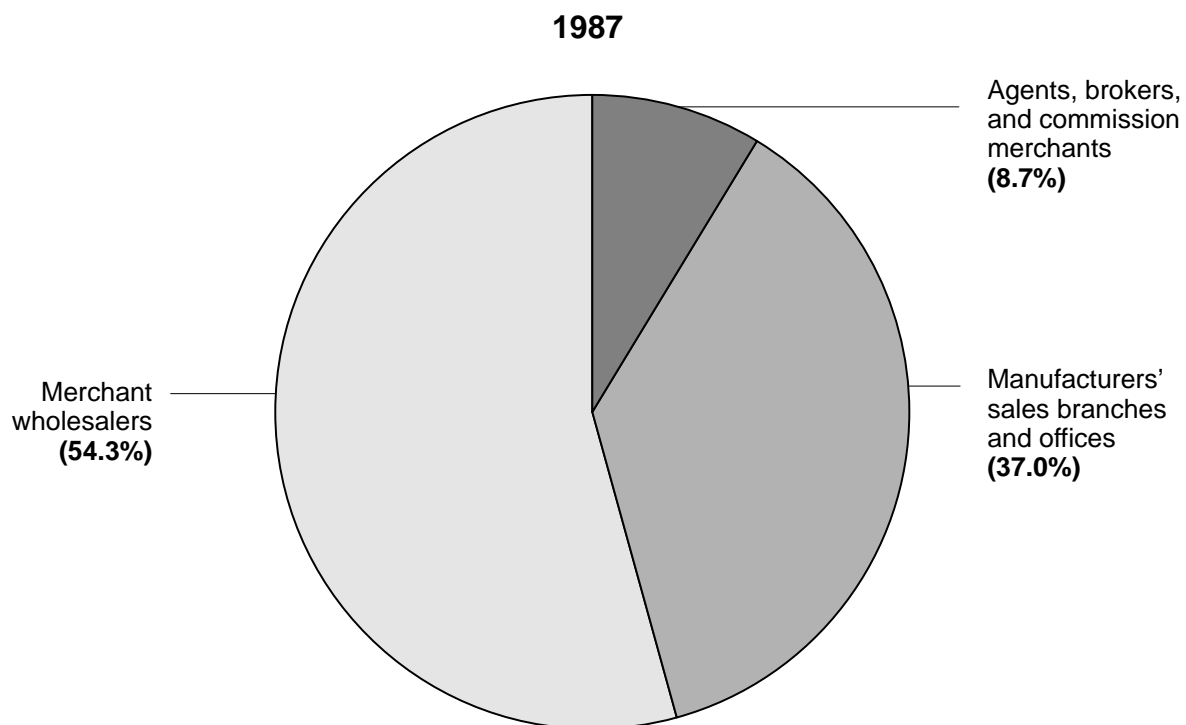
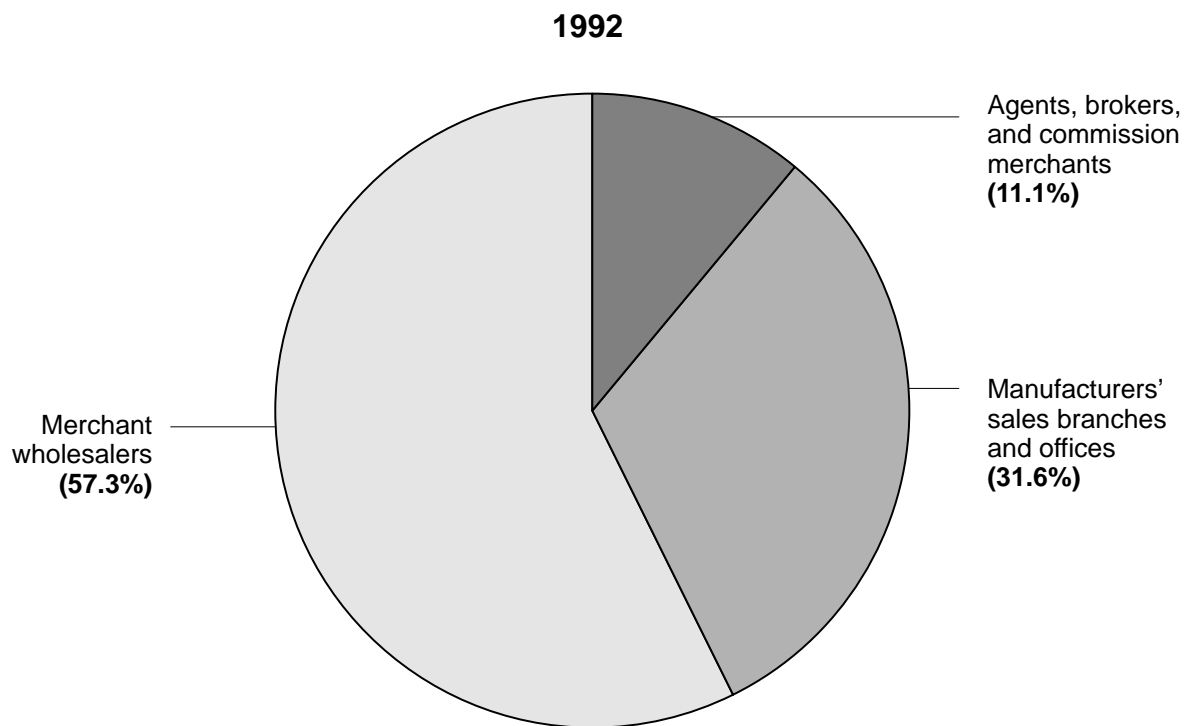




Figure 2. **Wholesale Sales by Industry Group: 1992 and 1987**
(Millions of dollars. For meaning of abbreviations and symbols, see introductory text)

1992 
1987 

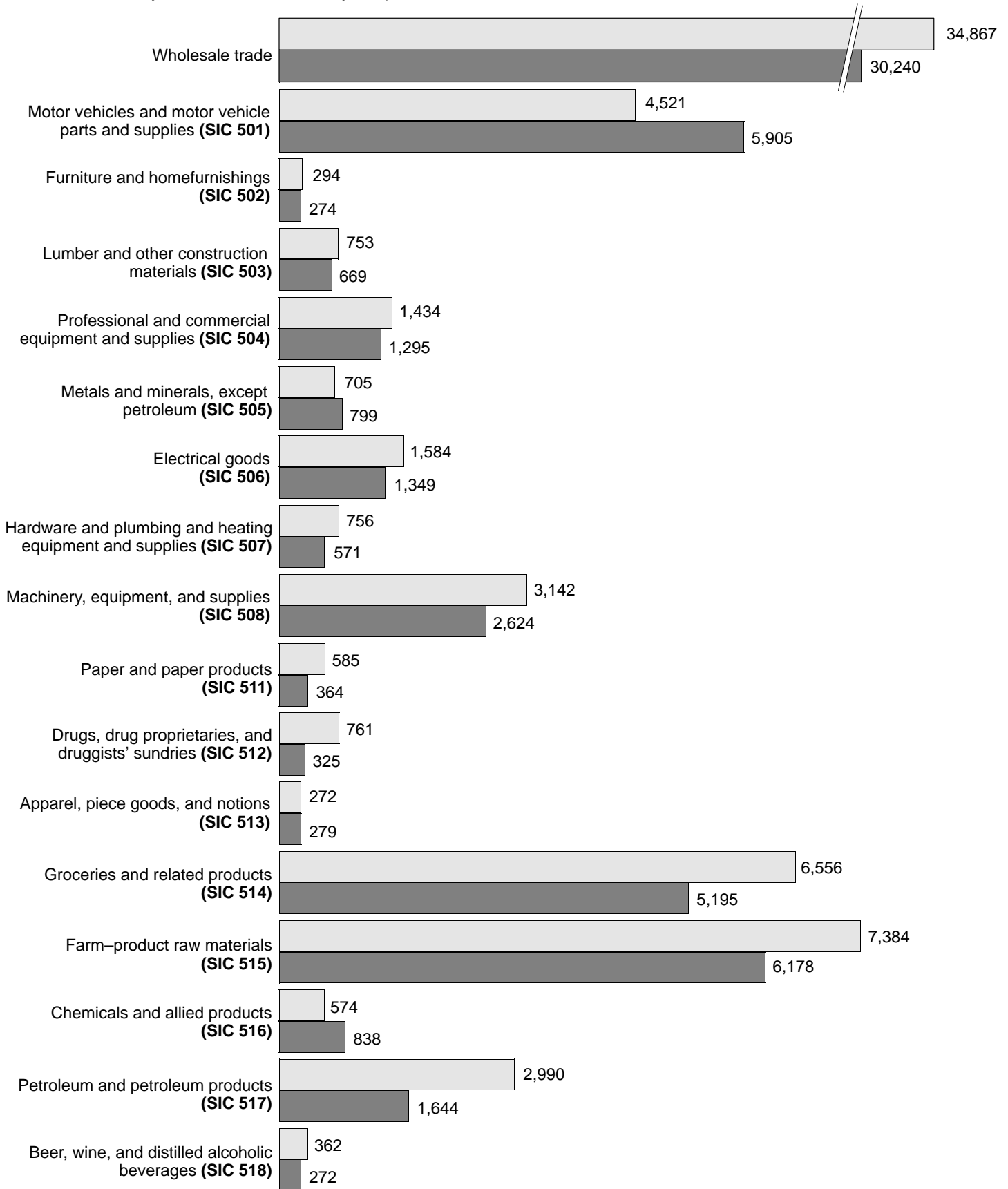



Figure 3. **Wholesale Employment by Industry Group: 1992 and 1987**
 (Number. For meaning of abbreviations and symbols, see introductory text)

1992 
 1987 

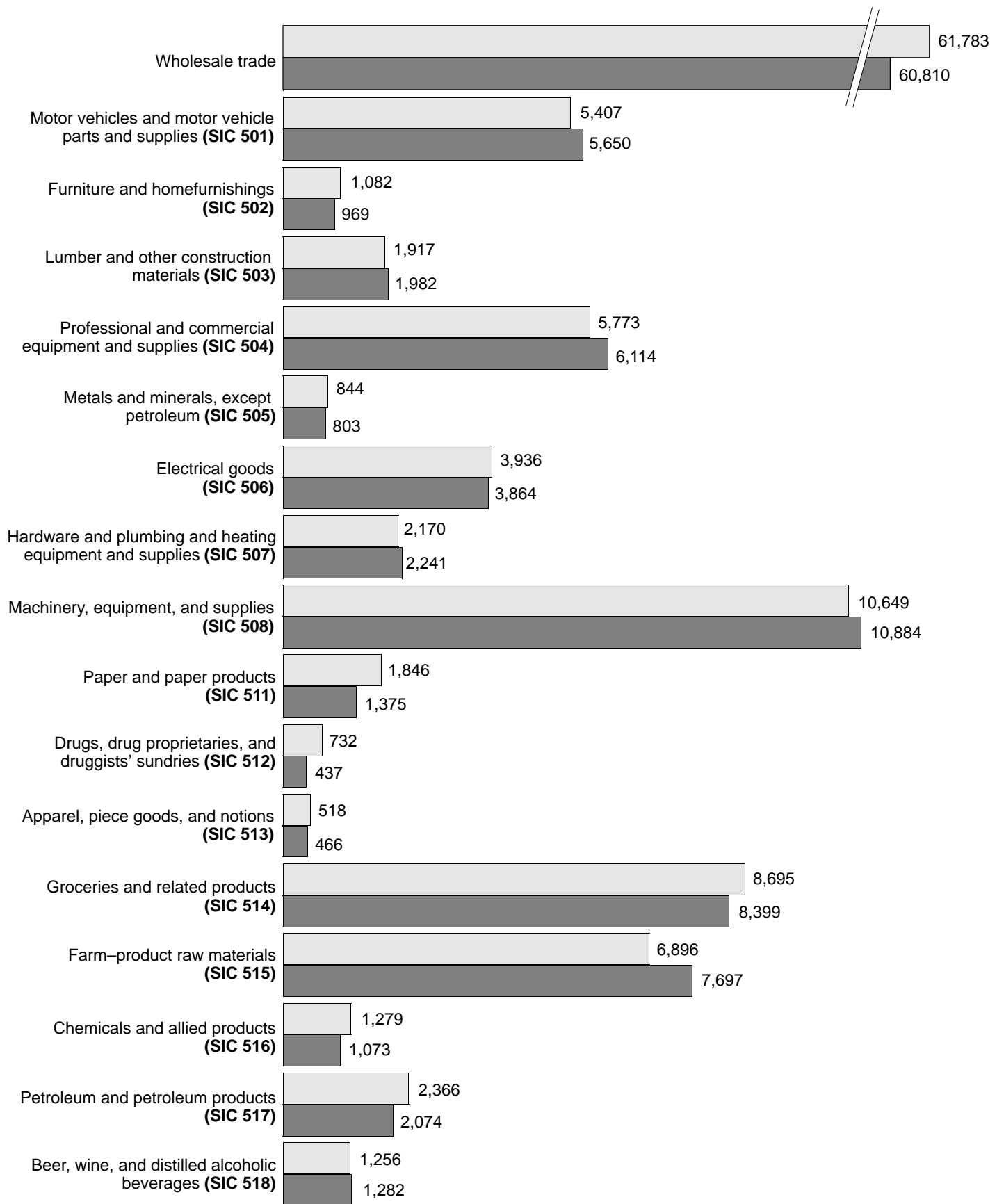




Table 1. Summary Statistics for the State: 1992

[For meaning of abbreviations and symbols, see introductory text. For explanation of terms and comparability of 1987 and 1992 censuses, see appendix A]

SIC code	Type of operation and kind of business	Estab-lish-ments (number)	Sales (\$1,000)	Annual payroll (\$1,000)	First-quarter payroll (\$1,000)	Paid employees for pay period including March 12 (number)	Operating expenses (\$1,000)	End-of-1991 inventories (\$1,000)	End-of-1992 inventories (\$1,000)
	Wholesale trade	5 854	34 866 660	1 638 272	392 177	61 783	3 342 895	2 355 309	2 329 442
	TYPES OF OPERATION								
	Merchant wholesalers	4 924	19 986 799	1 239 173	293 141	49 872	2 517 082	2 121 424	2 111 279
	Wholesale distributors and jobbers	4 252	14 101 060	1 074 528	255 263	43 142	2 111 801	1 481 904	1 516 555
	Importers	51	374 881	42 473	9 213	1 415	96 880	49 974	57 465
	Exporters	29	(D)	(D)	(D)	EE	(D)	(D)	(D)
	Terminal grain elevators	24	(D)	(D)	(D)	EE	(D)	(D)	(D)
	Country grain elevators	529	2 288 950	87 191	19 860	3 934	231 184	256 407	243 743
	Assemblers of farm products, except country grain elevators	39	228 269	13 714	3 171	695	25 838	6 498	6 495
	Manufacturers' sales branches and sales offices	421	11 026 635	310 194	78 990	8 234	662 814	228 175	211 203
	Sales branches (with stock)	245	3 775 868	191 435	48 332	5 457	429 984	228 175	211 203
	Sales offices (without stock)	176	7 250 767	118 759	30 658	2 777	232 830	-	-
	Agents, brokers, and commission merchants	509	3 853 226	88 905	20 046	3 677	162 999	5 710	6 960
	Auction companies	48	996 898	7 191	1 842	1 301	14 659	342	1 032
	Brokers	62	871 675	17 865	4 149	545	31 437	224	208
	Commission merchants	56	343 535	7 524	1 886	352	15 659	1 282	2 375
	Import agents	3	1 821	217	53	11	416	-	-
	Export agents	4	75 152	622	84	9	1 485	-	-
	Manufacturers' agents	336	1 564 145	55 486	12 032	1 459	99 343	3 862	3 345
	TYPES OF OPERATION BY KIND OF BUSINESS								
	Wholesale trade	5 854	34 866 660	1 638 272	392 177	61 783	3 342 895	2 355 309	2 329 442
50	Durable goods	3 443	13 785 813	958 139	228 175	34 328	1 854 707	1 188 904	1 180 555
501	Motor vehicles and motor vehicle parts and supplies	603	4 520 733	120 055	29 280	5 407	246 713	214 695	215 002
5012	Automobiles and other motor vehicles	104	3 211 411	32 754	8 150	1 384	58 707	50 066	47 395
5013	Motor vehicle supplies and new parts	344	935 608	61 322	14 931	2 820	135 933	133 330	139 706
5014	Tires and tubes	47	324 743	16 502	4 033	620	32 805	25 538	21 804
5015	Motor vehicle parts, used	108	48 971	9 477	2 166	559	19 268	5 761	6 097
502	Furniture and homefurnishings	134	293 876	27 602	6 072	1 082	52 365	18 263	19 337
5021	Furniture	54	(D)	(D)	(D)	EE	(D)	(D)	(D)
5023	Homefurnishings	80	(D)	(D)	(D)	FF	(D)	(D)	(D)
503	Lumber and other construction materials	181	753 290	54 847	12 729	1 917	104 573	46 197	52 526
5031	Lumber, plywood, millwork, and wood panels	70	(D)	(D)	(D)	GG	(D)	(D)	(D)
5032	Brick, stone, and related construction materials	40	83 740	5 708	1 304	228	12 039	2 884	2 782
5033	Roofing, siding, and insulation materials	30	179 012	8 932	2 266	225	18 618	8 370	7 181
5039	Construction materials, n.e.c.	41	(D)	(D)	(D)	EE	(D)	(D)	(D)
504	Professional and commercial equipment and supplies	496	1 433 894	190 414	45 801	5 773	349 905	88 354	95 960
5043	Photographic equipment and supplies	12	128 882	8 664	2 445	266	15 898	3 053	2 857
5044	Office equipment	102	233 876	49 633	11 345	1 529	82 087	16 700	18 681
5045	Computers and computer peripheral equipment and software	175	525 432	62 191	15 312	1 679	126 080	25 983	27 545
5046	Commercial equipment, n.e.c.	57	98 443	8 704	2 135	322	16 764	5 818	6 823
5047	Medical, dental, and hospital equipment and supplies	109	306 782	36 450	8 604	972	65 173	21 106	23 680
5048	Ophthalmic goods	11	43 431	9 699	2 273	409	15 402	10 219	9 523
5049	Professional equipment and supplies, n.e.c.	30	97 048	15 073	3 687	596	28 501	5 475	6 851
505	Metals and minerals, except petroleum	83	704 991	22 226	5 487	844	47 332	43 796	44 498
5051	Metals service centers and offices	79	695 253	22 033	5 432	835	46 893	43 657	44 379
5052	Coal and other minerals and ores	4	9 738	193	55	9	439	139	119
506	Electrical goods	386	1 583 669	124 583	30 101	3 936	232 158	98 701	83 539
5063	Electrical apparatus and equipment, wiring supplies, and construction materials	189	548 543	42 135	9 822	1 497	74 710	38 746	41 834
5064	Electrical appliances, television and radio sets	44	381 840	14 212	3 470	438	30 945	26 804	9 723
5065	Electronic parts and equipment, n.e.c.	153	653 286	68 236	16 809	2 001	126 503	33 151	31 982
507	Hardware, and plumbing and heating equipment and supplies	244	756 231	59 461	14 523	2 170	111 388	63 737	68 071
5072	Hardware	75	351 541	27 436	6 852	1 061	51 544	37 761	39 515
5074	Plumbing and heating equipment and supplies (hydronics)	108	271 616	17 207	3 907	641	32 951	15 347	15 128
5075	Warm air heating and air-conditioning equipment and supplies	46	89 659	10 422	2 756	330	18 624	8 222	9 571
5078	Refrigeration equipment and supplies	15	43 415	4 396	1 008	138	8 269	2 407	3 857
508	Machinery, equipment, and supplies	1 053	3 141 558	298 278	70 646	10 649	572 378	556 112	536 785
5082	Construction and mining (except petroleum) machinery and equipment	61	(D)	(D)	(D)	FF	(D)	(D)	(D)
5083	Farm and garden machinery and equipment	311	851 189	76 123	17 292	3 335	139 584	285 666	270 266
5084	Industrial machinery and equipment	330	(D)	(D)	(D)	GG	(D)	(D)	(D)
5085	Industrial supplies	198	521 809	47 884	11 739	1 635	93 271	43 075	43 054
5087	Service establishment equipment and supplies	85	108 797	19 235	4 396	786	34 737	10 731	11 204
5088	Transportation equipment and supplies, except motor vehicles	68	785 762	60 041	14 797	1 636	121 430	62 921	61 500
509	Miscellaneous durable goods	263	597 571	60 673	13 536	2 550	137 895	59 049	64 837
5091	Sporting and recreational goods and supplies	65	280 340	26 508	5 469	1 071	58 292	31 947	35 935
5092	Toys and hobby goods and supplies	27	56 215	3 784	671	141	7 826	4 625	5 269
5093	Scrap and waste materials	81	117 567	13 536	3 345	697	30 678	8 457	8 987
5094	Jewelry, watches, precious stones, and precious metals	28	78 383	10 741	2 663	348	30 146	10 024	10 480
5099	Durable goods, n.e.c.	62	65 066	6 104	1 388	293	10 953	3 996	4 166

WHOLESALE TRADE—GEOGRAPHIC AREA SERIES

KANSAS KS-9

Table 1. Summary Statistics for the State: 1992—Con.

[For meaning of abbreviations and symbols, see introductory text. For explanation of terms and comparability of 1987 and 1992 censuses, see appendix A]

SIC code	Type of operation and kind of business	Estab-lish-ments (number)	Sales (\$1,000)	Annual payroll (\$1,000)	First-quarter payroll (\$1,000)	Paid employees for pay period including March 12 (number)	Operating expenses (\$1,000)	End-of-1991 inventories (\$1,000)	End-of-1992 inventories (\$1,000)
TYPES OF OPERATION BY KIND OF BUSINESS — Con.									
Wholesale trade—Con.									
51	Nondurable goods	2 411	21 080 847	680 133	164 002	27 455	1 488 188	1 166 405	1 148 887
511	Paper and paper products.....	172	585 398	43 192	10 921	1 846	83 760	36 823	35 720
5111	Printing and writing paper	25	213 939	9 914	3 066	370	22 719	19 540	19 267
5112	Stationery and office supplies	112	192 460	22 006	5 478	1 117	40 177	10 315	9 168
5113	Industrial and personal service paper.....	35	178 999	11 272	2 377	359	20 864	6 968	7 285
512	Drugs, drug proprietaries, and druggists' sundries.....	42	760 893	30 435	8 117	732	49 505	26 905	28 274
5122	Drugs, drug proprietaries, and druggists' sundries.....	42	760 893	30 435	8 117	732	49 505	26 905	28 274
513	Apparel, piece goods, and notions	71	271 649	13 297	3 321	518	27 473	22 944	19 989
5131	Piece goods, notions, and other dry goods.....	18	(D)	(D)	(D)	CC	(D)	(D)	(D)
5136	Men's and boys' clothing and furnishings	22	83 359	8 216	2 089	319	17 710	16 300	14 505
5137	Women's, children's, and infants' clothing and accessories.....	28	73 452	2 034	505	75	4 495	1 320	1 069
5139	Footwear.....	3	(D)	(D)	(D)	AA	(D)	(D)	(D)
514	Groceries and related products	313	6 556 408	245 709	59 626	8 695	493 418	225 524	248 716
5141	Groceries, general line	40	2 108 383	81 710	19 183	2 758	141 554	104 013	118 626
5142	Packaged frozen foods	29	710 752	32 007	7 951	1 040	60 355	19 200	21 671
5143	Dairy products, except dried or canned	22	292 453	9 404	2 369	333	18 526	2 402	2 337
5144	Poultry and poultry products	10	53 752	2 567	609	130	3 685	599	541
5145	Confectionery	21	149 832	9 299	2 276	427	16 019	9 129	10 320
5146	Fish and seafoods	5	3 960	266	66	20	649	66	66
5147	Meats and meat products	37	792 729	16 067	3 721	567	37 210	17 271	16 597
5148	Fresh fruits and vegetables	23	171 479	9 967	2 323	473	16 609	1 609	1 897
5149	Groceries and related products, n.e.c.	126	2 273 068	84 422	21 128	2 947	198 811	71 235	76 661
515	Farm-product raw materials	766	7 383 635	135 776	32 196	6 896	346 648	617 008	577 184
5153	Grain and field beans.....	671	5 985 048	124 024	29 375	5 195	321 710	608 816	560 386
5154	Livestock.....	83	1 287 878	10 092	2 417	1 602	21 581	5 712	13 631
5159	Farm-product raw materials, n.e.c.	12	110 709	1 660	404	99	3 357	2 480	3 167
516	Chemicals and allied products	139	574 437	40 931	9 671	1 279	84 123	53 623	47 980
5162	Plastics materials and basic forms and shapes	26	87 297	5 752	1 361	209	12 137	6 754	7 675
5169	Chemicals and allied products, n.e.c.	113	487 140	35 179	8 310	1 070	71 986	46 869	40 305
517	Petroleum and petroleum products	327	2 989 726	55 159	13 371	2 366	141 404	59 034	62 522
5171	Petroleum bulk stations and terminals	254	1 519 492	34 177	8 492	1 680	80 576	50 291	52 411
5172	Petroleum and petroleum products wholesalers, except bulk stations and terminals	73	1 470 234	20 982	4 879	686	60 828	8 743	10 111
518	Beer, wine, and distilled alcoholic beverages	55	362 364	35 624	8 364	1 256	74 838	25 304	25 233
5181	Beer and ale	40	253 417	26 465	6 036	850	56 820	11 342	10 628
5182	Wine and distilled alcoholic beverages	11	108 947	9 159	2 328	406	18 018	13 962	14 605
519	Miscellaneous nondurable goods	526	1 596 337	80 010	18 415	3 867	187 019	99 240	103 269
5191	Farm supplies	304	(D)	(D)	(D)	GG	(D)	(D)	(D)
5192	Books, periodicals, and newspapers.....	33	137 675	6 495	1 738	395	15 193	3 710	5 257
5193	Flowers, nursery stock, and florists' supplies	26	21 311	2 746	707	190	6 125	1 391	1 853
5194	Tobacco and tobacco products	21	183 016	5 344	1 230	318	13 167	10 335	13 169
5198	Paints, varnishes, and supplies	35	101 982	5 274	1 212	208	12 865	3 229	3 467
5199	Nondurable goods, n.e.c.	107	(D)	(D)	(D)	FF	(D)	(D)	(D)
Merchant wholesalers									
		4 924	19 986 799	1 239 173	293 141	49 872	2 517 082	2 121 424	2 111 279
50	Durable goods	2 871	6 751 821	730 388	170 828	28 635	1 416 729	1 087 325	1 090 721
501	Motor vehicles and motor vehicle parts and supplies.....	548	1 205 056	100 590	24 254	4 755	209 584	193 859	193 978
5012	Automobiles and other motor vehicles	80	323 700	21 881	5 353	958	38 694	44 211	36 910
5013	Motor vehicle supplies and new parts	319	(D)	(D)	(D)	HH	(D)	(D)	(D)
5014	Tires and tubes	41	(D)	(D)	(D)	FF	(D)	(D)	(D)
5015	Motor vehicle parts, used	108	48 971	9 477	2 166	559	19 268	5 761	6 097
502	Furniture and homefurnishings	109	(D)	(D)	(D)	FF	(D)	(D)	(D)
5021	Furniture	40	(D)	(D)	(D)	EE	(D)	(D)	(D)
5023	Homefurnishings	69	109 926	13 195	2 813	575	26 419	11 245	12 127
503	Lumber and other construction materials	139	509 037	44 693	10 120	1 586	84 734	40 190	48 615
5031	Lumber, plywood, millwork, and wood panels.....	61	332 291	28 682	6 304	947	51 013	27 356	35 150
5032	Brick, stone, and related construction materials	32	28 327	3 600	791	169	7 996	2 438	2 435
5033	Roofing, siding, and insulation materials	23	(D)	(D)	(D)	CC	(D)	(D)	(D)
5039	Construction materials, n.e.c.	23	(D)	(D)	(D)	EE	(D)	(D)	(D)
504	Professional and commercial equipment and supplies	417	780 214	118 030	27 435	4 302	211 976	69 802	76 342
5043	Photographic equipment and supplies	11	(D)	(D)	(D)	CC	(D)	(D)	(D)
5044	Office equipment	93	(D)	(D)	(D)	GG	(D)	(D)	(D)
5045	Computers and computer peripheral equipment and software.....	147	294 415	31 783	7 281	1 073	59 497	18 704	20 023
5046	Commercial equipment, n.e.c.	44	(D)	(D)	(D)	EE	(D)	(D)	(D)
5047	Medical, dental, and hospital equipment and supplies	86	173 487	24 043	5 571	725	45 051	16 775	18 717
5048	Ophthalmic goods	10	(D)	(D)	(D)	EE	(D)	(D)	(D)
5049	Professional equipment and supplies, n.e.c.	26	(D)	(D)	(D)	FF	(D)	(D)	(D)
505	Metals and minerals, except petroleum	63	248 674	19 117	4 777	755	40 162	42 290	42 770
5051	Metals service centers and offices	60	(D)	(D)	(D)	FF	(D)	(D)	(D)
5052	Coal and other minerals and ores.....	3	(D)	(D)	(D)	AA	(D)	(D)	(D)
506	Electrical goods	269	815 291	90 161	21 340	3 058	166 840	79 805	75 417
5063	Electrical apparatus and equipment, wiring supplies, and construction materials	135	(D)	(D)	(D)	GG	(D)	(D)	(D)
5064	Electrical appliances, television and radio sets	29	119 633	7 926	1 894	299	15 588	13 972	6 908
5065	Electronic parts and equipment, n.e.c.	105	(D)	(D)	(D)	GG	(D)	(D)	(D)

Table 1. Summary Statistics for the State: 1992—Con.

[For meaning of abbreviations and symbols, see introductory text. For explanation of terms and comparability of 1987 and 1992 censuses, see appendix A]

SIC code	Type of operation and kind of business	Estab-lish-ments (number)	Sales (\$1,000)	Annual payroll (\$1,000)	First-quarter payroll (\$1,000)	Paid employees for pay period including March 12 (number)	Operating expenses (\$1,000)	End-of-1991 inventories (\$1,000)	End-of-1992 inventories (\$1,000)
TYPES OF OPERATION BY KIND OF BUSINESS—Con.									
Merchant wholesalers—Con.									
50	Durable goods—Con.								
507	Hardware, and plumbing and heating equipment and supplies	186	476 793	45 680	11 122	1 846	88 138	59 876	64 836
5072	Hardware	52	(D)	(D)	(D)	FF	(D)	(D)	(D)
5074	Plumbing and heating equipment and supplies (hydronics)	84	142 226	13 223	3 062	536	25 108	14 055	14 834
5075	Warm air heating and air-conditioning equipment and supplies	39	74 349	8 768	2 349	297	15 453	7 679	8 953
5078	Refrigeration equipment and supplies	11	(D)	(D)	(D)	BB	(D)	(D)	(D)
508	Machinery, equipment, and supplies	914	2 079 559	232 959	54 173	8 966	442 502	525 915	506 225
5082	Construction and mining (except petroleum) machinery and equipment	60	(D)	(D)	(D)	FF	(D)	(D)	(D)
5083	Farm and garden machinery and equipment	298	759 857	72 383	16 355	3 174	129 760	268 295	251 996
5084	Industrial machinery and equipment	252	416 210	53 279	12 806	1 925	108 915	78 735	74 130
5085	Industrial supplies	164	(D)	(D)	(D)	GG	(D)	(D)	(D)
5087	Service establishment equipment and supplies	81	(D)	(D)	(D)	FF	(D)	(D)	(D)
5088	Transportation equipment and supplies, except motor vehicles	59	240 248	20 964	4 763	731	43 416	60 450	58 780
509	Miscellaneous durable goods	226	(D)	(D)	(D)	GG	(D)	(D)	(D)
5091	Sporting and recreational goods and supplies	52	193 083	22 774	4 676	984	50 917	30 562	34 673
5092	Toys and hobby goods and supplies	24	(D)	(D)	(D)	CC	(D)	(D)	(D)
5093	Scrap and waste materials	80	(D)	(D)	(D)	FF	(D)	(D)	(D)
5094	Jewelry, watches, precious stones, and precious metals	25	72 220	10 561	2 621	338	29 760	10 024	10 480
5099	Durable goods, n.e.c.	45	(D)	(D)	(D)	CC	(D)	(D)	(D)
51	Nondurable goods	2 053	13 234 978	508 785	122 313	21 237	1 100 353	1 034 099	1 020 558
511	Paper and paper products	133	267 085	31 837	8 172	1 529	57 995	21 838	20 888
5111	Printing and writing paper	19	(D)	(D)	(D)	EE	(D)	(D)	(D)
5112	Stationery and office supplies	91	(D)	(D)	(D)	FF	(D)	(D)	(D)
5113	Industrial and personal service paper	23	57 473	6 851	1 677	248	12 626	5 877	5 700
512	Drugs, drug proprietaries, and druggists' sundries	37	144 917	6 766	1 703	336	14 459	20 209	21 057
5122	Drugs, drug proprietaries, and druggists' sundries	37	144 917	6 766	1 703	336	14 459	20 209	21 057
513	Apparel, piece goods, and notions	55	(D)	(D)	(D)	EE	(D)	(D)	(D)
5131	Piece goods, notions, and other dry goods	13	(D)	(D)	(D)	BB	(D)	(D)	(D)
5136	Men's and boys' clothing and furnishings	17	(D)	(D)	(D)	CC	(D)	(D)	(D)
5137	Women's, children's, and infants' clothing and accessories	22	6 984	1 408	335	63	2 746	1 320	1 069
5139	Footwear	3	(D)	(D)	(D)	AA	(D)	(D)	(D)
514	Groceries and related products	187	3 439 775	158 581	39 004	5 760	282 359	187 501	207 542
5141	Groceries, general line	28	1 878 863	77 500	18 256	2 620	133 659	104 010	118 624
5142	Packaged frozen foods	17	425 045	23 588	5 828	782	42 586	18 865	21 372
5143	Dairy products, except dried or canned	13	44 724	2 169	650	112	4 611	1 027	994
5144	Poultry and poultry products	9	(D)	(D)	(D)	CC	(D)	(D)	(D)
5145	Confectionery	13	50 046	2 377	690	98	5 549	4 116	3 432
5146	Fish and seafoods	5	3 960	266	66	20	649	66	66
5147	Meats and meat products	25	278 322	10 231	2 397	383	19 484	7 287	6 640
5148	Fresh fruits and vegetables	20	(D)	(D)	(D)	EE	(D)	(D)	(D)
5149	Groceries and related products, n.e.c.	57	598 506	30 908	8 455	1 165	57 238	49 948	54 002
515	Farm-product raw materials	711	6 195 983	128 143	30 339	5 674	331 057	616 207	574 743
5153	Grain and field beans	667	(D)	(D)	(D)	II	(D)	(D)	(D)
5154	Livestock	33	(D)	(D)	(D)	EE	(D)	(D)	(D)
5159	Farm-product raw materials, n.e.c.	11	(D)	(D)	(D)	BB	(D)	(D)	(D)
516	Chemicals and allied products	100	214 313	25 868	6 013	882	53 241	20 384	21 838
5162	Plastics materials and basic forms and shapes	20	71 964	5 312	1 267	182	11 085	6 754	7 675
5169	Chemicals and allied products, n.e.c.	80	142 349	20 556	4 746	700	42 156	13 630	14 163
517	Petroleum and petroleum products	308	1 236 900	44 745	10 862	2 088	108 108	34 228	37 703
5171	Petroleum bulk stations and terminals	245	733 062	31 301	7 733	1 625	76 112	28 874	32 663
5172	Petroleum and petroleum products wholesalers, except bulk stations and terminals	63	503 838	13 444	3 129	463	31 996	5 354	5 040
518	Beer, wine, and distilled alcoholic beverages	54	(D)	(D)	(D)	GG	(D)	(D)	(D)
5181	Beer and ale	44	253 417	26 465	6 036	850	56 820	11 342	10 628
5182	Wine and distilled alcoholic beverages	10	(D)	(D)	(D)	EE	(D)	(D)	(D)
519	Miscellaneous nondurable goods	468	(D)	(D)	(D)	HH	(D)	(D)	(D)
5191	Farm supplies	292	884 606	42 716	9 639	1 984	102 255	65 872	64 547
5192	Books, periodicals, and newspapers	23	(D)	(D)	(D)	EE	(D)	(D)	(D)
5193	Flowers, nursery stock, and florists' supplies	25	(D)	(D)	(D)	CC	(D)	(D)	(D)
5194	Tobacco and tobacco products	21	183 016	5 344	1 230	318	13 167	10 335	13 169
5198	Paints, varnishes, and supplies	20	23 773	3 069	677	126	7 716	2 307	2 563
5199	Nondurable goods, n.e.c.	87	(D)	(D)	(D)	FF	(D)	(D)	(D)
Manufacturers' sales branches and sales offices									
50	Durable goods	233	5 590 572	172 986	45 208	4 172	339 582	97 011	85 643
501	Motor vehicles and motor vehicle parts and supplies	33	3 152 565	15 658	4 135	416	30 364	20 726	20 784
502	Furniture and homefurnishings	3	(D)	(D)	(D)	BB	(D)	(D)	(D)
503	Lumber and other construction materials	28	200 848	8 189	2 189	270	16 775	5 999	3 884
504	Professional and commercial equipment and supplies	39	512 969	62 272	16 014	1 257	119 975	17 100	18 080
505	Metals and minerals, except petroleum	12	431 017	2 618	611	72	6 188	1 506	1 728
506	Electrical goods	45	410 914	22 811	6 161	584	44 699	18 865	8 093

Table 1. Summary Statistics for the State: 1992—Con.

[For meaning of abbreviations and symbols, see introductory text. For explanation of terms and comparability of 1987 and 1992 censuses, see appendix A]

SIC code	Type of operation and kind of business	Estab-lish-ments (number)	Sales (\$1,000)	Annual payroll (\$1,000)	First-quarter payroll (\$1,000)	Paid employees for pay period including March 12 (number)	Operating expenses (\$1,000)	End-of-1991 inventories (\$1,000)	End-of-1992 inventories (\$1,000)
TYPES OF OPERATION BY KIND OF BUSINESS — Con.									
Manufacturers' sales branches and sales offices—Con.									
50	Durable goods—Con.								
507	Hardware, and plumbing and heating equipment and supplies	10	37 145	5 294	1 484	124	7 777	2 860	2 834
508	Machinery, equipment, and supplies	58	802 539	54 439	14 160	1 391	110 519	28 488	28 881
509	Miscellaneous durable goods	5	(D)	(D)	(D)	BB	(D)	(D)	(D)
51	Nondurable goods	188	5 436 063	137 208	33 782	4 062	323 232	131 164	125 560
511	Paper and paper products	27	230 140	8 841	2 054	243	20 529	14 985	14 832
512	Drugs, drug proprietaries, and druggists' sundries	5	615 976	23 669	6 414	396	35 046	6 696	7 217
513	Apparel, piece goods, and notions	5	165 760	3 411	851	183	6 250	9 276	8 534
514	Groceries and related products	77	2 158 563	68 155	16 346	2 300	178 781	37 915	41 103
515	Farm-product raw materials	—	—	—	—	—	—	—	—
516	Chemicals and allied products	28	338 531	14 234	3 465	350	29 000	33 209	26 095
517	Petroleum and petroleum products	16	1 750 291	10 269	2 492	271	32 930	24 760	24 752
518	Beer, wine, and distilled alcoholic beverages	1	(D)	(D)	(D)	AA	(D)	(D)	(D)
519	Miscellaneous nondurable goods	29	(D)	(D)	(D)	EE	(D)	(D)	(D)
Agents, brokers, and commission merchants....									
50	Durable goods	339	1 443 420	54 765	12 139	1 521	98 396	4 568	4 191
501	Motor vehicles and motor vehicle parts and supplies	22	163 112	3 807	891	236	6 765	110	240
502	Furniture and homefurnishings	22	69 293	2 347	483	63	4 553	—	—
503	Lumber and other construction materials	14	43 405	1 965	420	61	3 064	8	27
504	Professional and commercial equipment and supplies	40	140 711	10 112	2 352	214	17 954	1 452	1 538
505	Metals and minerals, except petroleum	8	25 300	491	99	17	982	—	—
506	Electrical goods	72	357 464	11 611	2 600	294	20 619	31	29
507	Hardware, and plumbing and heating equipment and supplies	48	242 293	8 487	1 917	200	15 473	1 001	401
508	Machinery, equipment, and supplies	81	259 460	10 880	2 313	292	19 357	1 709	1 679
509	Miscellaneous durable goods	32	142 382	5 065	1 064	144	9 629	257	277
51	Nondurable goods	170	2 409 806	34 140	7 907	2 156	64 603	1 142	2 769
511	Paper and paper products	12	88 173	2 514	695	74	5 236	—	—
512	Drugs, drug proprietaries, and druggists' sundries	—	—	—	—	—	—	—	—
513	Apparel, piece goods, and notions	11	(D)	(D)	(D)	BB	(D)	(D)	(D)
514	Groceries and related products	49	958 070	18 973	4 276	635	32 278	108	71
515	Farm-product raw materials	55	1 187 652	7 633	1 857	1 222	15 591	801	2 441
516	Chemicals and allied products	11	21 593	829	193	47	1 882	30	47
517	Petroleum and petroleum products	3	2 535	145	17	7	366	46	67
518	Beer, wine, and distilled alcoholic beverages	—	—	—	—	—	—	—	—
519	Miscellaneous nondurable goods	29	(D)	(D)	(D)	CC	(D)	(D)	(D)

Table 2. Selected Ratios for the State: 1992

[For meaning of abbreviations and symbols, see introductory text. For explanation of terms and comparability of 1987 and 1992 censuses, see appendix A]

SIC code	Type of operation and kind of business	Sales		Annual payroll		Employees per establishment ¹ (number)	Operating expenses as percent of sales	End-of-1992 inventories as percent of sales
		Per establishment (dollars)	Per employee ¹ (dollars)	Per employee ¹ (dollars)	As percent of operating expenses			
	Wholesale trade -----	5 956 040	564 341	26 517	49.0	11	9.6	6.7
50	Durable goods -----	4 004 012	401 591	27 911	51.7	10	13.5	8.6
501	Motor vehicles and motor vehicle parts and supplies -----	7 497 070	836 089	22 204	48.7	9	5.5	4.8
5012	Automobiles and other motor vehicles -----	30 878 952	2 320 384	23 666	55.8	13	1.8	1.5
5013	Motor vehicle supplies and new parts -----	2 719 791	331 776	21 745	45.1	8	14.5	14.9
5014	Tires and tubes -----	6 909 426	504 259	25 624	50.3	14	10.1	6.7
5015	Motor vehicle parts, used -----	453 435	87 605	16 953	49.2	5	39.3	12.5
502	Furniture and home furnishings -----	2 193 104	271 604	25 510	52.7	8	17.8	6.6
5021	Furniture -----	(D)	(D)	(D)	(D)	(D)	(D)	(D)
5023	Home furnishings -----	(D)	(D)	(D)	(D)	(D)	(D)	(D)
503	Lumber and other construction materials -----	4 161 823	392 953	28 611	52.4	11	13.9	7.0
5031	Lumber, plywood, millwork, and wood panels -----	(D)	(D)	(D)	(D)	(D)	(D)	(D)
5032	Brick, stone, and related construction materials -----	2 093 500	367 281	25 035	47.4	6	14.4	3.3
5033	Roofing, siding, and insulation materials -----	5 967 067	795 609	39 698	48.0	8	10.4	4.0
5039	Construction materials, n.e.c. -----	(D)	(D)	(D)	(D)	(D)	(D)	(D)
504	Professional and commercial equipment and supplies -----	2 890 915	248 379	32 984	54.4	12	24.4	6.7
5043	Photographic equipment and supplies -----	10 740 167	484 519	32 571	54.5	22	12.3	2.2
5044	Office equipment -----	2 292 902	152 960	32 461	60.5	15	35.1	8.0
5045	Computers and computer peripheral equipment and software -----	3 002 469	312 943	37 041	49.3	10	24.0	5.2
5046	Commercial equipment, n.e.c. -----	1 727 070	305 724	27 031	51.9	6	17.0	6.9
5047	Medical, dental, and hospital equipment and supplies -----	2 814 514	315 619	37 500	55.9	9	21.2	7.7
5048	Ophthalmic goods -----	3 948 273	106 188	23 714	63.0	37	35.5	21.9
5049	Professional equipment and supplies, n.e.c. -----	3 234 933	162 832	25 290	52.9	20	29.4	7.1
505	Metals and minerals, except petroleum -----	8 493 867	835 297	26 334	47.0	10	6.7	6.3
5051	Metals service centers and offices -----	8 800 671	832 638	26 387	47.0	11	6.7	6.4
5052	Coal and other minerals and ores -----	2 434 500	1 082 000	21 444	44.0	2	4.5	1.2
506	Electrical goods -----	4 102 769	402 355	31 652	53.7	10	14.7	5.3
5063	Electrical apparatus and equipment, wiring supplies, and construction materials -----	2 902 344	366 428	28 146	56.4	8	13.6	7.6
5064	Electrical appliances, television and radio sets -----	8 678 182	871 781	32 447	45.9	10	8.1	2.5
5065	Electronic parts and equipment, n.e.c. -----	4 269 843	326 480	34 101	53.9	13	19.4	4.9
507	Hardware, and plumbing and heating equipment and supplies -----	3 099 307	348 494	27 401	53.4	9	14.7	9.0
5072	Hardware -----	4 687 213	331 330	25 859	53.2	14	14.7	11.2
5074	Plumbing and heating equipment and supplies (hydronics) -----	2 514 963	423 738	26 844	52.2	6	12.1	5.6
5075	Warm air heating and air-conditioning equipment and supplies -----	1 949 109	271 694	31 582	56.0	7	20.8	10.7
5078	Refrigeration equipment and supplies -----	2 894 333	314 601	31 855	53.2	9	19.0	8.9
508	Machinery, equipment, and supplies -----	2 983 436	295 010	28 010	52.1	10	18.2	17.1
5082	Construction and mining (except petroleum) machinery and equipment -----	(D)	(D)	(D)	(D)	(D)	(D)	(D)
5083	Farm and garden machinery and equipment -----	2 736 942	255 229	22 825	54.5	11	16.4	31.8
5084	Industrial machinery and equipment -----	(D)	(D)	(D)	(D)	(D)	(D)	(D)
5085	Industrial supplies -----	2 635 399	319 149	29 287	51.3	8	17.9	8.3
5087	Service establishment equipment and supplies -----	1 279 965	138 419	24 472	55.4	9	31.9	10.3
5088	Transportation equipment and supplies, except motor vehicles -----	11 555 324	480 295	36 700	49.4	24	15.5	7.8
509	Miscellaneous durable goods -----	2 272 133	234 342	23 793	44.0	10	23.1	10.9
5091	Sporting and recreational goods and supplies -----	4 312 923	261 755	24 751	45.5	16	20.8	12.8
5092	Toys and hobby goods and supplies -----	2 082 037	398 688	26 837	48.4	5	13.9	9.4
5093	Scrap and waste materials -----	1 451 444	168 676	19 420	44.1	9	26.1	7.6
5094	Jewelry, watches, precious stones, and precious metals -----	2 799 393	225 239	30 865	35.6	12	38.5	13.4
5099	Durable goods, n.e.c. -----	1 049 452	222 068	20 833	55.7	5	16.8	6.4
51	Nondurable goods -----	8 743 611	767 833	24 773	45.7	11	7.1	5.4
511	Paper and paper products -----	3 403 477	317 117	23 398	51.6	11	14.3	6.1
5111	Printing and writing paper -----	8 557 560	578 214	26 795	43.6	15	10.6	9.0
5112	Stationery and office supplies -----	1 718 393	172 301	19 701	54.8	10	20.9	4.8
5113	Industrial and personal service paper -----	5 114 257	498 604	31 398	54.0	10	11.7	4.1
512	Drugs, drug proprietaries, and druggists' sundries -----	18 116 500	1 039 471	41 578	61.5	17	6.5	3.7
5122	Drugs, drug proprietaries, and druggists' sundries -----	18 116 500	1 039 471	41 578	61.5	17	6.5	3.7
513	Apparel, piece goods, and notions -----	3 826 042	524 419	25 670	48.4	7	10.1	7.4
5131	Piece goods, notions, and other dry goods -----	(D)	(D)	(D)	(D)	(D)	(D)	(D)
5136	Men's and boys' clothing and furnishings -----	3 789 045	261 313	25 755	46.4	15	21.2	17.4
5137	Women's, children's, and infants' clothing and accessories -----	2 623 286	979 360	27 120	45.3	3	6.1	1.5
5139	Footwear -----	(D)	(D)	(D)	(D)	(D)	(D)	(D)
514	Groceries and related products -----	20 946 990	754 043	28 259	49.8	28	7.5	3.8
5141	Groceries, general line -----	52 709 575	764 461	29 627	57.7	69	6.7	5.6
5142	Packaged frozen foods -----	24 508 690	683 415	30 776	53.0	36	8.5	3.0
5143	Dairy products, except dried or canned -----	13 293 318	878 237	28 240	50.8	15	6.3	.8
5144	Poultry and poultry products -----	5 375 200	413 477	19 746	69.7	13	6.9	1.0
5145	Confectionery -----	7 134 857	350 895	21 778	58.0	20	10.7	6.9
5146	Fish and seafoods -----	792 000	198 000	13 300	41.0	4	16.4	1.7
5147	Meats and meat products -----	21 425 108	1 398 111	28 337	43.2	15	4.7	2.1
5148	Fresh fruits and vegetables -----	7 455 609	362 535	21 072	60.0	21	9.7	1.1
5149	Groceries and related products, n.e.c. -----	18 040 222	771 316	28 647	42.5	23	8.7	3.4
515	Farm-product raw materials -----	9 639 210	1 070 713	19 689	39.2	9	4.7	7.8
5153	Grain and field beans -----	8 919 595	1 152 079	23 874	38.6	8	5.4	9.4
5154	Livestock -----	15 516 602	803 919	6 300	46.8	19	1.7	1.1
5159	Farm-product raw materials, n.e.c. -----	9 225 750	1 118 273	16 768	49.4	8	3.0	2.9
516	Chemicals and allied products -----	4 132 640	449 130	32 002	48.7	9	14.6	8.4
5162	Plastics materials and basic forms and shapes -----	3 357 577	417 689	27 522	47.4	8	13.9	8.8
5169	Chemicals and allied products, n.e.c. -----	4 310 973	455 271	32 878	48.9	9	14.8	8.3

See footnotes at end of table.

Table 2. Selected Ratios for the State: 1992—Con.

[For meaning of abbreviations and symbols, see introductory text. For explanation of terms and comparability of 1987 and 1992 censuses, see appendix A]

SIC code	Type of operation and kind of business	Sales		Annual payroll		Employees per establishment ¹ (number)	Operating expenses as percent of sales	End-of-1992 inventories as percent of sales
		Per establishment (dollars)	Per employee ¹ (dollars)	Per employee ¹ (dollars)	As percent of operating expenses			
	Wholesale trade—Con.							
51	Nondurable goods—Con.							
517	Petroleum and petroleum products	9 142 893	1 263 620	23 313	39.0	7	4.7	2.1
5171	Petroleum bulk stations and terminals	5 982 252	904 460	20 343	42.4	7	5.3	3.4
5172	Petroleum and petroleum products wholesalers, except bulk stations and terminals	20 140 192	2 143 198	30 586	34.5	9	4.1	.7
518	Beer, wine, and distilled alcoholic beverages	6 588 436	288 506	28 363	47.6	23	20.7	7.0
5181	Beer and ale	5 759 477	298 138	31 135	46.6	19	22.4	4.2
5182	Wine and distilled alcoholic beverages	9 904 273	268 342	22 559	50.8	37	16.5	13.4
519	Miscellaneous nondurable goods	3 034 861	412 810	20 690	42.8	7	11.7	6.5
5191	Farm supplies	(D)	(D)	(D)	(D)	(D)	(D)	(D)
5192	Books, periodicals, and newspapers	4 171 970	348 544	16 443	42.7	12	11.0	3.8
5193	Flowers, nursery stock, and florists' supplies	819 654	112 163	14 453	44.8	7	28.7	8.7
5194	Tobacco and tobacco products	8 715 048	575 522	16 805	40.6	15	7.2	7.2
5198	Paints, varnishes, and supplies	2 913 771	490 298	25 356	41.0	6	12.6	3.4
5199	Nondurable goods, n.e.c.	(D)	(D)	(D)	(D)	(D)	(D)	(D)
	Merchant wholesalers	4 059 057	400 762	24 847	49.2	10	12.6	10.6
50	Durable goods	2 351 731	235 789	25 507	51.6	10	21.0	16.2
501	Motor vehicles and motor vehicle parts and supplies	2 199 007	253 429	21 155	48.0	9	17.4	16.1
5012	Automobiles and other motor vehicles	4 046 250	337 891	22 840	56.5	12	12.0	11.4
5013	Motor vehicle supplies and new parts	(D)	(D)	(D)	(D)	(D)	(D)	(D)
5014	Tires and tubes	(D)	(D)	(D)	(D)	(D)	(D)	(D)
5015	Motor vehicle parts, used	453 435	87 605	16 953	49.2	5	39.3	12.5
502	Furniture and home furnishings	(D)	(D)	(D)	(D)	(D)	(D)	(D)
5021	Furniture	(D)	(D)	(D)	(D)	(D)	(D)	(D)
5023	Home furnishings	1 593 130	191 176	22 948	49.9	8	24.0	11.0
503	Lumber and other construction materials	3 662 137	320 956	28 180	52.7	11	16.6	9.6
5031	Lumber, plywood, millwork, and wood panels	5 447 393	350 888	30 287	56.2	16	15.4	10.6
5032	Brick, stone, and related construction materials	885 219	167 615	21 302	45.0	5	28.2	8.6
5033	Roofing, siding, and insulation materials	(D)	(D)	(D)	(D)	(D)	(D)	(D)
5039	Construction materials, n.e.c.	(D)	(D)	(D)	(D)	(D)	(D)	(D)
504	Professional and commercial equipment and supplies	1 871 017	181 361	27 436	55.7	10	27.2	9.8
5043	Photographic equipment and supplies	(D)	(D)	(D)	(D)	(D)	(D)	(D)
5044	Office equipment	(D)	(D)	(D)	(D)	(D)	(D)	(D)
5045	Computers and computer peripheral equipment and software	2 002 823	274 385	29 621	53.4	7	20.2	6.8
5046	Commercial equipment, n.e.c.	(D)	(D)	(D)	(D)	(D)	(D)	(D)
5047	Medical, dental, and hospital equipment and supplies	2 017 291	239 292	33 163	53.4	8	26.0	10.8
5048	Ophthalmic goods	(D)	(D)	(D)	(D)	(D)	(D)	(D)
5049	Professional equipment and supplies, n.e.c.	(D)	(D)	(D)	(D)	(D)	(D)	(D)
505	Metals and minerals, except petroleum	3 947 206	329 370	25 321	47.6	12	16.2	17.2
5051	Metals service centers and offices	(D)	(D)	(D)	(D)	(D)	(D)	(D)
5052	Coal and other minerals and ores	(D)	(D)	(D)	(D)	(D)	(D)	(D)
506	Electrical goods	3 030 822	266 609	29 484	54.0	11	20.5	9.3
5063	Electrical apparatus and equipment, wiring supplies, and construction materials	(D)	(D)	(D)	(D)	(D)	(D)	(D)
5064	Electrical appliances, television and radio sets	4 125 276	400 110	26 508	50.8	10	13.0	5.8
5065	Electronic parts and equipment, n.e.c.	(D)	(D)	(D)	(D)	(D)	(D)	(D)
507	Hardware, and plumbing and heating equipment and supplies	2 563 403	258 284	24 745	51.8	10	18.5	13.6
5072	Hardware	(D)	(D)	(D)	(D)	(D)	(D)	(D)
5074	Plumbing and heating equipment and supplies (hydronics)	1 693 167	265 347	24 670	52.7	6	17.7	10.4
5075	Warm air heating and air-conditioning equipment and supplies	1 906 385	250 333	29 522	56.7	8	20.8	12.0
5078	Refrigeration equipment and supplies	(D)	(D)	(D)	(D)	(D)	(D)	(D)
508	Machinery, equipment, and supplies	2 275 229	231 938	25 982	52.6	10	21.3	24.3
5082	Construction and mining (except petroleum) machinery and equipment	(D)	(D)	(D)	(D)	(D)	(D)	(D)
5083	Farm and garden machinery and equipment	2 549 856	239 400	22 805	55.8	11	17.1	33.2
5084	Industrial machinery and equipment	1 651 627	216 213	27 677	48.9	8	26.2	17.8
5085	Industrial supplies	(D)	(D)	(D)	(D)	(D)	(D)	(D)
5087	Service establishment equipment and supplies	(D)	(D)	(D)	(D)	(D)	(D)	(D)
5088	Transportation equipment and supplies, except motor vehicles	4 072 000	328 657	28 679	48.3	12	18.1	24.5
509	Miscellaneous durable goods	(D)	(D)	(D)	(D)	(D)	(D)	(D)
5091	Sporting and recreational goods and supplies	3 713 135	196 223	23 144	44.7	19	26.4	18.0
5092	Toys and hobby goods and supplies	(D)	(D)	(D)	(D)	(D)	(D)	(D)
5093	Scrap and waste materials	(D)	(D)	(D)	(D)	(D)	(D)	(D)
5094	Jewelry, watches, precious stones, and precious metals	2 888 800	213 669	31 246	35.5	14	41.2	14.5
5099	Durable goods, n.e.c.	(D)	(D)	(D)	(D)	(D)	(D)	(D)
51	Nondurable goods	6 446 653	623 204	23 957	46.2	10	8.3	7.7
511	Paper and paper products	2 008 158	174 680	20 822	54.9	11	21.7	7.8
5111	Printing and writing paper	(D)	(D)	(D)	(D)	(D)	(D)	(D)
5112	Stationery and office supplies	(D)	(D)	(D)	(D)	(D)	(D)	(D)
5113	Industrial and personal service paper	2 498 826	231 746	27 625	54.3	11	22.0	9.9
512	Drugs, drug proprietaries, and druggists' sundries	3 916 676	431 301	20 137	46.8	9	10.0	14.5
5122	Drugs, drug proprietaries, and druggists' sundries	3 916 676	431 301	20 137	46.8	9	10.0	14.5
513	Apparel, piece goods, and notions	(D)	(D)	(D)	(D)	(D)	(D)	(D)
5131	Piece goods, notions, and other dry goods	(D)	(D)	(D)	(D)	(D)	(D)	(D)
5136	Men's and boys' clothing and furnishings	(D)	(D)	(D)	(D)	(D)	(D)	(D)
5137	Women's, children's, and infants' clothing and accessories	317 455	110 857	22 349	51.3	3	39.3	15.3
5139	Footwear	(D)	(D)	(D)	(D)	(D)	(D)	(D)

See footnotes at end of table.

Table 2. Selected Ratios for the State: 1992—Con.

[For meaning of abbreviations and symbols, see introductory text. For explanation of terms and comparability of 1987 and 1992 censuses, see appendix A]

SIC code	Type of operation and kind of business	Sales		Annual payroll		Employees per establishment ¹ (number)	Operating expenses as percent of sales	End-of-1992 inventories as percent of sales
		Per establishment (dollars)	Per employee ¹ (dollars)	Per employee ¹ (dollars)	As percent of operating expenses			
Merchant wholesalers—Con.								
51	Nondurable goods—Con.							
514	Groceries and related products	18 394 519	597 183	27 531	56.2	31	8.2	6.0
5141	Groceries, general line	67 102 250	717 123	29 580	58.0	94	7.1	6.3
5142	Packaged frozen foods	25 002 647	543 536	30 164	55.4	46	10.0	5.0
5143	Dairy products, except dried or canned	3 440 308	399 321	19 366	47.0	9	10.3	2.2
5144	Poultry and poultry products	(D)	(D)	(D)	(D)	(D)	(D)	(D)
5145	Confectionery	3 849 692	510 673	24 255	42.8	8	11.1	6.9
5146	Fish and seafoods	792 000	198 000	13 300	41.0	4	16.4	1.7
5147	Meats and meat products	11 132 880	726 689	26 713	52.5	15	7.0	2.4
5148	Fresh fruits and vegetables	(D)	(D)	(D)	(D)	(D)	(D)	(D)
5149	Groceries and related products, n.e.c.	10 500 105	513 739	26 530	54.0	20	9.6	9.0
515	Farm-product raw materials	8 714 463	1 091 996	22 584	38.7	8	5.3	9.3
5153	Grain and field beans	(D)	(D)	(D)	(D)	(D)	(D)	(D)
5154	Livestock	(D)	(D)	(D)	(D)	(D)	(D)	(D)
5159	Farm-product raw materials, n.e.c.	(D)	(D)	(D)	(D)	(D)	(D)	(D)
516	Chemicals and allied products	2 143 130	242 985	29 329	48.6	9	24.8	10.2
5162	Plastics materials and basic forms and shapes	3 598 200	395 407	29 187	47.9	9	15.4	10.7
5169	Chemicals and allied products, n.e.c.	1 779 363	203 356	29 366	48.8	9	29.6	9.9
517	Petroleum and petroleum products	4 015 909	592 385	21 430	41.4	7	8.7	3.0
5171	Petroleum bulk stations and terminals	2 992 090	451 115	19 262	41.1	7	10.4	4.5
5172	Petroleum and petroleum products wholesalers, except bulk stations and terminals	7 997 429	1 088 203	29 037	42.0	7	6.4	1.0
518	Beer, wine, and distilled alcoholic beverages	(D)	(D)	(D)	(D)	(D)	(D)	(D)
5181	Beer and ale	5 759 477	298 138	31 135	46.6	19	22.4	4.2
5182	Wine and distilled alcoholic beverages	(D)	(D)	(D)	(D)	(D)	(D)	(D)
519	Miscellaneous nondurable goods	(D)	(D)	(D)	(D)	(D)	(D)	(D)
5191	Farm supplies	3 029 473	445 870	21 530	41.8	7	11.6	7.3
5192	Books, periodicals, and newspapers	(D)	(D)	(D)	(D)	(D)	(D)	(D)
5193	Flowers, nursery stock, and florists' supplies	(D)	(D)	(D)	(D)	(D)	(D)	(D)
5194	Tobacco and tobacco products	8 715 048	575 522	16 805	40.6	15	7.2	7.2
5198	Paints, varnishes, and supplies	1 188 650	188 675	24 357	39.8	6	32.5	10.8
5199	Nondurable goods, n.e.c.	(D)	(D)	(D)	(D)	(D)	(D)	(D)
Manufacturers' sales branches and sales offices		26 191 532	1 339 159	37 672	46.8	20	6.0	1.9
50	Durable goods	23 993 871	1 340 022	41 464	50.9	18	6.1	1.5
501	Motor vehicles and motor vehicle parts and supplies	95 532 273	7 578 281	37 639	51.6	13	1.0	.7
502	Furniture and home furnishings	(D)	(D)	(D)	(D)	(D)	(D)	(D)
503	Lumber and other construction materials	7 173 143	743 881	30 330	48.8	10	8.4	1.9
504	Professional and commercial equipment and supplies	13 153 051	408 090	49 540	51.9	32	23.4	3.5
505	Metals and minerals, except petroleum	35 918 083	5 986 347	36 361	42.3	6	1.4	.4
506	Electrical goods	9 131 422	703 620	39 060	51.0	13	10.9	2.0
507	Hardware, and plumbing and heating equipment and supplies	3 714 500	299 556	42 694	68.1	12	20.9	7.6
508	Machinery, equipment, and supplies	13 836 879	576 951	39 137	49.3	24	13.8	3.6
509	Miscellaneous durable goods	(D)	(D)	(D)	(D)	(D)	(D)	(D)
51	Nondurable goods	28 915 229	1 338 273	33 778	42.4	22	5.9	2.3
511	Paper and paper products	8 523 704	947 078	36 383	43.1	9	8.9	6.4
512	Drugs, drug proprietaries, and druggists' sundries	123 195 200	1 555 495	59 770	67.5	79	5.7	1.2
513	Apparel, piece goods, and notions	33 152 000	905 792	18 639	54.6	37	3.8	5.1
514	Groceries and related products	28 033 286	938 506	29 633	38.1	30	8.3	1.9
515	Farm-product raw materials	—	—	—	—	—	—	—
516	Chemicals and allied products	12 090 393	967 231	40 669	49.1	13	8.6	7.7
517	Petroleum and petroleum products	109 393 188	6 458 638	37 893	31.2	17	1.9	1.4
518	Beer, wine, and distilled alcoholic beverages	(D)	(D)	(D)	(D)	(D)	(D)	(D)
519	Miscellaneous nondurable goods	(D)	(D)	(D)	(D)	(D)	(D)	(D)
Agents, brokers, and commission merchants		7 570 189	1 047 927	24 179	54.5	7	4.2	.2
50	Durable goods	4 257 876	948 994	36 006	55.7	4	6.8	.3
501	Motor vehicles and motor vehicle parts and supplies	7 414 182	691 153	16 131	56.3	11	4.1	.1
502	Furniture and home furnishings	3 149 682	1 099 889	37 254	51.5	3	6.6	—
503	Lumber and other construction materials	3 100 357	711 557	32 213	64.1	4	7.1	.1
504	Professional and commercial equipment and supplies	3 517 775	657 528	47 252	56.3	5	12.8	1.1
505	Metals and minerals, except petroleum	3 162 500	1 488 235	28 882	50.0	2	3.9	—
506	Electrical goods	4 964 778	1 215 864	39 493	56.3	4	5.8	—
507	Hardware, and plumbing and heating equipment and supplies	5 047 771	1 211 465	42 435	54.9	4	6.4	.2
508	Machinery, equipment, and supplies	3 203 210	888 562	37 260	56.2	4	7.5	.6
509	Miscellaneous durable goods	4 449 438	988 764	35 174	52.6	5	6.8	.2
51	Nondurable goods	14 175 329	1 117 721	15 835	52.8	13	2.7	.1
511	Paper and paper products	7 347 750	1 191 527	33 973	48.0	6	5.9	—
512	Drugs, drug proprietaries, and druggists' sundries	—	—	—	—	—	—	—
513	Apparel, piece goods, and notions	(D)	(D)	(D)	(D)	(D)	(D)	(D)
514	Groceries and related products	19 552 449	1 508 772	29 879	58.8	13	3.4	—
515	Farm-product raw materials	21 593 673	971 892	6 246	49.0	22	1.3	.2
516	Chemicals and allied products	1 963 000	459 426	17 638	44.0	4	8.7	.2
517	Petroleum and petroleum products	845 000	362 143	20 714	39.6	2	14.4	2.6
518	Beer, wine, and distilled alcoholic beverages	—	—	—	—	—	—	—
519	Miscellaneous nondurable goods	(D)	(D)	(D)	(D)	(D)	(D)	(D)

¹Based on number of employees for pay period including March 12.

Table 3. Comparative Statistics for the State: 1992 and 1987

[For meaning of abbreviations and symbols, see introductory text. For explanation of terms and comparability of 1987 and 1992 censuses, see appendix A]

SIC code	Type of operation and kind of business	Establishments		Sales			Annual payroll			Paid employees for pay period including March 12	
		1992 (number)	1987 (number)	1992 (\$1,000)	1987 (\$1,000)	Percent change 1987 to 1992	1992 (\$1,000)	1987 (\$1,000)	Percent change 1987 to 1992	1992 (number)	1987 (number)
	Wholesale trade	5 854	5 754	34 866 660	30 239 753	15.3	1 638 272	1 282 783	27.7	61 783	60 810
50	Durable goods	3 443	3 362	13 785 813	13 924 284	-1.0	958 139	771 510	24.2	34 328	34 549
501	Motor vehicles and motor vehicle parts and supplies ---	603	612	4 520 733	5 905 297	-23.4	120 055	108 624	10.5	5 407	5 650
5012	Automobiles and other motor vehicles	104	91	3 211 411	4 717 399	-31.9	32 754	30 491	7.4	1 384	1 522
5013	Motor vehicle supplies and new parts	344	390	935 608	968 471	-3.4	61 322	59 287	3.4	2 820	3 031
5014	Tires and tubes	47	32	324 743	182 015	78.4	16 502	11 110	48.5	644	486
5015	Motor vehicle parts, used	108	99	48 971	37 412	30.9	9 477	7 736	22.5	559	611
502	Furniture and homefurnishings	134	118	293 876	274 475	7.1	27 602	19 977	38.2	1 082	969
5021	Furniture	54	49	(D)	118 277	(D)	(D)	9 848	(D)	EE	457
5023	Homefurnishings	80	69	(D)	156 198	(D)	(D)	10 129	(D)	FF	512
503	Lumber and other construction materials	181	167	753 290	669 456	12.5	54 847	47 189	16.2	1 917	1 982
5031	Lumber, plywood, millwork, and wood panels	70	63	(D)	287 392	(D)	(D)	24 165	(D)	GG	1 079
5032	Brick, stone, and related construction materials	40	31	83 740	90 436	-7.4	5 708	4 855	17.6	228	230
5033	Roofing, siding, and insulation materials	30	25	179 012	132 473	35.1	8 932	5 183	72.3	225	210
5039	Construction materials, n.e.c.	41	48	(D)	159 155	(D)	(D)	12 986	(D)	EE	463
504	Professional and commercial equipment and supplies...	496	466	1 433 894	1 295 145	10.7	190 414	155 976	22.1	5 773	6 114
5043	Photographic equipment and supplies	12	10	128 882	(D)	(D)	8 664	(D)	(D)	266	CC
5044	Office equipment	102	142	233 876	224 337	4.3	49 633	43 318	14.6	1 529	1 880
5045	Computers and computer peripheral equipment and software	175	130	525 432	457 528	14.8	62 191	56 479	10.1	1 679	1 804
5046	Commercial equipment, n.e.c.	57	48	98 443	50 034	96.8	8 704	6 653	30.8	322	301
5047	Medical, dental, and hospital equipment and supplies ..	109	86	306 782	239 344	28.2	36 450	24 846	46.7	972	1 015
5048	Ophthalmic goods	11	14	43 431	(D)	(D)	9 699	(D)	(D)	409	EE
5049	Professional equipment and supplies, n.e.c.	30	36	97 048	91 333	6.3	15 073	9 641	56.3	596	411
505	Metals and minerals, except petroleum	83	77	704 991	798 527	-11.7	22 226	19 547	13.7	844	803
5051	Metals service centers and offices	79	74	695 253	(D)	(D)	22 033	(D)	(D)	835	FF
5052	Coal and other minerals and ores	4	3	9 738	(D)	(D)	193	(D)	(D)	9	BB
506	Electrical goods	386	369	1 583 669	1 349 449	17.4	124 583	97 266	28.1	3 936	3 864
5063	Electrical apparatus and equipment, wiring supplies, and construction materials	189	171	548 543	516 835	6.1	42 135	35 260	19.5	1 497	1 510
5064	Electrical appliances, television and radio sets	44	47	381 840	336 263	13.6	14 212	14 560	-2.4	438	631
5065	Electronic parts and equipment, n.e.c.	153	151	653 286	496 351	31.6	68 236	47 446	43.8	2 001	1 723
507	Hardware, and plumbing and heating equipment and supplies.....	244	243	756 231	571 171	32.4	59 461	51 319	15.9	2 170	2 241
5072	Hardware	75	66	351 541	200 635	75.2	27 436	20 455	34.1	1 061	967
5074	Plumbing and heating equipment and supplies (hydronics)	108	109	271 616	261 394	3.9	17 207	18 243	-5.7	641	833
5075	Warm air heating and air-conditioning equipment and supplies.....	46	52	89 659	75 640	18.5	10 422	9 095	14.6	330	314
5078	Refrigeration equipment and supplies	15	16	43 415	33 502	29.6	4 396	3 526	24.7	138	127
508	Machinery, equipment, and supplies	1 053	1 071	3 141 558	2 623 759	19.7	298 278	235 190	26.8	10 649	10 884
5082	Construction and mining (except petroleum) machinery and equipment	61	59	(D)	188 883	(D)	(D)	22 563	(D)	FF	907
5083	Farm and garden machinery and equipment	311	378	851 189	731 010	16.4	76 123	78 714	-3.3	3 335	4 121
5084	Industrial machinery and equipment	330	358	609 751	(D)	(D)	57 330	(D)	(D)	GG	2 439
5085	Industrial supplies	198	153	521 809	277 312	88.2	47 894	28 296	69.2	1 635	1 188
5087	Service establishment equipment and supplies	85	77	108 797	63 684	70.8	19 235	11 927	61.3	786	680
5088	Transportation equipment and supplies, except motor vehicles	68	46	785 762	753 119	4.3	60 041	36 360	65.1	1 636	1 549
509	Miscellaneous durable goods	263	239	597 571	437 005	36.7	60 673	36 422	66.6	2 550	2 042
5091	Sporting and recreational goods and supplies	65	52	280 340	185 273	51.3	26 508	10 572	150.7	1 071	514
5092	Toys and hobby goods and supplies	27	19	56 215	50 330	11.7	3 784	2 068	83.0	141	84
5093	Scrap and waste materials	81	84	117 567	104 268	12.8	13 536	10 777	25.6	697	653
5094	Jewelry, watches, precious stones, and precious metals	28	20	78 383	42 756	83.3	10 741	7 728	39.0	348	453
5099	Durable goods, n.e.c.	62	64	65 066	54 378	19.7	6 104	5 277	15.7	293	338
51	Nondurable goods	2 411	2 392	21 080 847	16 315 469	29.2	680 133	511 273	33.0	27 455	26 261
511	Paper and paper products	172	139	585 398	363 580	61.0	43 192	29 913	44.4	1 846	1 375
5111	Printing and writing paper	25	18	213 939	116 490	83.7	9 914	8 118	22.1	370	284
5112	Stationery and office supplies	112	90	192 460	139 683	37.8	22 006	14 894	47.8	1 117	808
5113	Industrial and personal service paper	35	31	178 999	107 407	66.7	11 272	6 901	63.3	359	283
512	Drugs, drug proprietaries, and druggists' sundries	42	36	760 893	325 418	133.8	30 435	12 083	151.9	732	437
5122	Drugs, drug proprietaries, and druggists' sundries	42	36	760 893	325 418	133.8	30 435	12 083	151.9	732	437
513	Apparel, piece goods, and notions	71	56	271 649	279 083	-2.7	13 297	8 316	59.9	518	466
5131	Piece goods, notions, and other dry goods	18	20	(D)	215 294	(D)	(D)	3 045	(D)	CC	140
5136	Men's and boys' clothing and furnishings	22	15	83 359	24 960	234.0	8 216	3 526	133.0	319	235
5137	Women's, children's, and infants' clothing and accessories	28	16	73 452	(D)	(D)	2 034	(D)	(D)	75	BB
5139	Footwear	3	5	(D)	(D)	(D)	(D)	(D)	(D)	AA	BB
514	Groceries and related products	313	315	6 556 408	5 194 524	26.2	245 709	182 403	34.7	8 695	8 399
5141	Groceries, general line	40	39	2 108 383	1 622 389	30.0	81 710	60 798	34.4	2 758	2 465
5142	Packaged frozen foods	29	21	710 752	256 380	177.2	32 007	7 230	342.7	1 040	368
5143	Dairy products, except dried or canned	22	19	292 453	120 201	143.3	9 404	6 820	37.9	333	270
5144	Poultry and poultry products	10	12	53 752	68 036	-21.0	2 567	3 199	-19.8	130	207
5145	Confectionery	21	22	149 832	91 648	63.5	9 299	5 167	80.0	427	258

Table 3. Comparative Statistics for the State: 1992 and 1987—Con.

[For meaning of abbreviations and symbols, see introductory text. For explanation of terms and comparability of 1987 and 1992 censuses, see appendix A]

SIC code	Type of operation and kind of business	Establishments		Sales			Annual payroll			Paid employees for pay period including March 12	
		1992 (number)	1987 (number)	1992 (\$1,000)	1987 (\$1,000)	Percent change 1987 to 1992	1992 (\$1,000)	1987 (\$1,000)	Percent change 1987 to 1992	1992 (number)	1987 (number)
	Wholesale trade—Con.										
51	Nondurable goods—Con.										
514	Groceries and related products—Con.										
5146	Fish and seafoods	5	4	3 960	2 741	44.5	266	206	29.1	20	11
5147	Meats and meat products	37	44	792 729	1 319 096	-39.9	16 067	32 632	-50.8	567	1 743
5148	Fresh fruits and vegetables	23	32	171 479	115 782	48.1	9 967	7 667	30.0	473	368
5149	Groceries and related products, n.e.c.	126	122	2 273 068	1 598 251	42.2	84 422	58 684	43.9	2 947	2 709
515	Farm-product raw materials	766	824	7 383 635	6 177 592	19.5	135 776	131 054	3.6	6 896	7 697
5153	Grain and field beans	671	720	5 985 048	5 033 059	18.9	124 024	121 007	2.5	5 195	5 958
5154	Livestock	83	90	1 287 878	1 082 354	19.0	10 092	8 186	23.3	1 602	1 658
5159	Farm-product raw materials, n.e.c.	12	14	110 709	62 179	78.0	1 660	1 861	-10.8	99	81
516	Chemicals and allied products	139	133	574 437	838 247	-31.5	40 931	24 157	69.4	1 279	1 073
5162	Plastics materials and basic forms and shapes	26	27	87 297	72 179	20.9	5 752	4 589	25.3	209	190
5169	Chemicals and allied products, n.e.c.	113	106	487 140	766 068	-36.4	35 179	19 568	79.8	1 070	883
517	Petroleum and petroleum products	327	326	2 989 726	1 643 545	81.9	55 159	35 734	54.4	2 366	2 074
5171	Petroleum bulk stations and terminals	254	251	1 519 492	814 204	86.6	34 177	26 339	29.8	1 680	1 604
5172	Petroleum and petroleum products wholesalers, except bulk stations and terminals	73	75	1 470 234	829 341	77.3	20 982	9 395	123.3	686	470
518	Beer, wine, and distilled alcoholic beverages	55	60	362 364	272 409	33.0	35 624	28 584	24.6	1 256	1 282
5181	Beer and ale	44	47	253 417	172 433	47.0	26 465	20 695	27.9	850	854
5182	Wine and distilled alcoholic beverages	11	13	108 947	99 976	9.0	9 159	7 889	16.1	406	428
519	Miscellaneous nondurable goods	526	503	1 596 337	1 221 071	30.7	80 010	59 029	35.5	3 867	3 458
5191	Farm supplies	304	281	(D)	816 465	(D)	(D)	31 070	(D)	GG	1 686
5192	Books, periodicals, and newspapers	33	29	137 675	68 765	100.2	6 495	5 833	11.3	395	345
5193	Flowers, nursery stock, and florists' supplies	26	21	21 311	17 618	21.0	2 746	2 317	18.5	190	135
5194	Tobacco and tobacco products	21	25	183 016	130 680	40.0	5 344	6 101	-12.4	318	385
5198	Paints, varnishes, and supplies	35	39	101 982	48 967	108.3	5 274	3 767	40.0	208	206
5199	Nondurable goods, n.e.c.	107	108	(D)	138 576	(D)	(D)	9 941	(D)	FF	701
	Merchant wholesalers	4 924	4 820	19 986 799	16 424 073	21.7	1 239 173	979 655	26.5	49 872	48 079
50	Durable goods	2 871	2 787	6 751 821	5 282 834	27.8	730 388	571 275	27.9	28 635	27 274
501	Motor vehicles and motor vehicle parts and supplies	548	571	1 205 056	967 333	24.6	100 590	89 272	12.7	4 755	4 872
5012	Automobiles and other motor vehicles	80	74	323 700	250 619	29.2	21 881	20 317	7.7	958	1 046
5013	Motor vehicle supplies and new parts	319	372	(D)	(D)	(D)	(D)	(D)	(D)	HH	HH
5014	Tires and tubes	41	26	(D)	(D)	(D)	(D)	(D)	(D)	FF	EE
5015	Motor vehicle parts, used	108	99	48 971	37 412	30.9	9 477	7 736	22.5	559	611
502	Furniture and home furnishings	109	87	(D)	125 949	(D)	(D)	16 645	(D)	FF	854
5021	Furniture	40	34	(D)	54 124	(D)	(D)	8 733	(D)	EE	418
5023	Home furnishings	69	53	109 926	71 825	53.0	13 195	7 912	66.8	575	436
503	Lumber and other construction materials	139	136	509 037	399 902	27.3	44 693	39 443	13.3	1 586	1 682
5031	Lumber, plywood, millwork, and wood panels	61	57	332 291	260 632	27.5	28 682	21 932	30.8	947	972
5032	Brick, stone, and related construction materials	32	21	28 327	(D)	(D)	3 600	(D)	(D)	169	CC
5033	Roofing, siding, and insulation materials	23	20	(D)	(D)	(D)	(D)	(D)	(D)	CC	CC
5039	Construction materials, n.e.c.	23	38	(D)	76 848	(D)	(D)	11 037	(D)	EE	384
504	Professional and commercial equipment and supplies	417	376	780 214	639 499	22.0	118 030	100 067	18.0	4 302	4 448
5043	Photographic equipment and supplies	11	7	(D)	26 947	(D)	(D)	2 981	(D)	CC	114
5044	Office equipment	93	125	(D)	116 878	(D)	(D)	25 610	(D)	GG	1 320
5045	Computers and computer peripheral equipment and software	147	88	294 415	190 412	54.6	31 783	29 382	8.2	1 073	1 023
5046	Commercial equipment, n.e.c.	44	40	(D)	(D)	(D)	(D)	(D)	(D)	EE	EE
5047	Medical, dental, and hospital equipment and supplies	86	71	173 487	157 989	9.8	24 043	18 410	30.6	725	833
5048	Ophthalmic goods	10	14	(D)	(D)	(D)	(D)	(D)	(D)	EE	EE
5049	Professional equipment and supplies, n.e.c.	26	31	(D)	(D)	(D)	(D)	(D)	(D)	FF	EE
505	Metals and minerals, except petroleum	63	60	248 674	222 606	11.7	19 117	14 231	34.3	755	653
5051	Metals service centers and offices	60	59	(D)	(D)	(D)	(D)	(D)	(D)	FF	FF
5052	Coal and other minerals and ores	3	1	(D)	(D)	(D)	(D)	(D)	(D)	AA	AA
506	Electrical goods	269	244	815 291	748 836	8.9	90 161	66 577	35.4	3 058	2 831
5063	Electrical apparatus and equipment, wiring supplies, and construction materials	135	116	(D)	206 277	(D)	(D)	21 875	(D)	GG	1 071
5064	Electrical appliances, television and radio sets	29	36	119 633	266 847	-55.2	7 926	11 824	-33.0	299	520
5065	Electronic parts and equipment, n.e.c.	105	92	(D)	275 712	(D)	(D)	32 878	(D)	GG	1 240
507	Hardware, and plumbing and heating equipment and supplies	186	193	476 793	367 561	29.7	45 680	42 019	8.7	1 846	1 960
5072	Hardware	52	47	(D)	125 966	(D)	(D)	16 863	(D)	FF	874
5074	Plumbing and heating equipment and supplies (hydronics)	84	93	142 226	165 357	-14.0	13 223	15 981	-17.3	536	761
5075	Warm air heating and air-conditioning equipment and supplies	39	40	74 349	56 187	32.3	8 768	7 309	20.0	297	255
5078	Refrigeration equipment and supplies	11	13	(D)	20 051	(D)	(D)	1 866	(D)	BB	70
508	Machinery, equipment, and supplies	914	910	2 079 559	1 477 196	40.8	232 959	169 553	37.4	8 966	8 079
5082	Construction and mining (except petroleum) machinery and equipment	60	58	(D)	(D)	(D)	(D)	(D)	(D)	FF	FF
5083	Farm and garden machinery and equipment	298	357	759 857	530 184	43.3	72 383	51 792	39.8	3 174	2 946
5084	Industrial machinery and equipment	252	260	416 210	363 432	14.5	53 279	46 213	15.3	1 925	1 985
5085	Industrial supplies	164	125	(D)	(D)	(D)	(D)	(D)	(D)	GG	GG
5087	Service establishment equipment and supplies	81	74	(D)	(D)	(D)	(D)	(D)	(D)	FF	FF
5088	Transportation equipment and supplies, except motor vehicles	59	36	240 248	(D)	(D)	20 964	(D)	(D)	731	EE
509	Miscellaneous durable goods	226	210	(D)	333 952	(D)	(D)	33 468	(D)	GG	1 895
5091	Sporting and recreational goods and supplies	52	43	193 083	129 251	49.4	22 774	8 660	163.0	984	448
5092	Toys and hobby goods and supplies	24	16	(D)	(D)	(D)	(D)	(D)	(D)	CC	BB
5093	Scrap and waste materials	80	82	(D)	(D)	(D)	(D)	(D)	(D)	FF	FF
5094	Jewelry, watches, precious stones, and precious metals	25	18	72 220	(D)	(D)	10 561	(D)	(D)	338	EE
5099	Durable goods, n.e.c.	45	51	(D)	(D)	(D)	(D)	(D)	(D)	CC	EE

Table 3. Comparative Statistics for the State: 1992 and 1987—Con.

[For meaning of abbreviations and symbols, see introductory text. For explanation of terms and comparability of 1987 and 1992 censuses, see appendix A]

SIC code	Type of operation and kind of business	Establishments		Sales			Annual payroll			Paid employees for pay period including March 12	
		1992 (number)	1987 (number)	1992 (\$1,000)	1987 (\$1,000)	Percent change 1987 to 1992	1992 (\$1,000)	1987 (\$1,000)	Percent change 1987 to 1992	1992 (number)	1987 (number)
Merchant wholesalers—Con.											
51	Nondurable goods	2 053	2 033	13 234 978	11 141 239	18.8	508 785	408 380	24.6	21 237	20 805
511	Paper and paper products	133	106	267 085	207 960	28.4	31 837	23 408	36.0	1 529	1 105
5111	Printing and writing paper	19	16	(D)	(D)	(D)	(D)	(D)	(D)	EE	EE
5112	Stationery and office supplies	91	69	(D)	51 440	(D)	(D)	10 139	(D)	FF	614
5113	Industrial and personal service paper	23	21	57 473	(D)	(D)	6 851	(D)	(D)	248	CC
512	Drugs, drug proprietaries, and druggists' sundries	37	31	144 917	(D)	(D)	6 766	(D)	(D)	336	EE
5122	Drugs, drug proprietaries, and druggists' sundries	37	31	144 917	(D)	(D)	6 766	(D)	(D)	336	EE
513	Apparel, piece goods, and notions	55	34	(D)	(D)	(D)	(D)	(D)	(D)	EE	EE
5131	Piece goods, notions, and other dry goods	13	12	(D)	9 889	(D)	(D)	2 049	(D)	BB	91
5136	Men's and boys' clothing and furnishings	17	11	(D)	(D)	(D)	(D)	(D)	(D)	CC	CC
5137	Women's, children's, and infants' clothing and accessories	22	8	6 984	12 264	-43.1	1 408	867	62.4	63	50
5139	Footwear	3	3	(D)	(D)	(D)	(D)	(D)	(D)	AA	AA
514	Groceries and related products	187	204	3 439 775	3 045 896	12.9	158 581	124 563	27.3	5 760	5 749
5141	Groceries, general line	28	29	1 878 863	(D)	(D)	77 500	(D)	(D)	2 620	GG
5142	Packaged frozen foods	17	14	425 045	208 420	103.9	23 588	6 467	264.7	782	273
5143	Dairy products, except dried or canned	13	14	44 724	(D)	(D)	2 169	(D)	(D)	112	CC
5144	Poultry and poultry products	9	10	(D)	(D)	(D)	(D)	(D)	(D)	CC	CC
5145	Confectionery	13	12	50 046	9 379	433.6	2 377	835	184.7	98	67
5146	Fish and seafoods	5	4	3 960	2 741	44.5	266	206	29.1	20	11
5147	Meats and meat products	25	35	278 322	832 851	-66.6	10 231	20 432	-49.9	383	1 179
5148	Fresh fruits and vegetables	20	24	(D)	74 611	(D)	(D)	6 844	(D)	EE	339
5149	Groceries and related products, n.e.c.	57	62	598 506	268 858	122.6	30 908	22 705	36.1	1 165	1 134
515	Farm-product raw materials	711	764	6 195 983	5 228 348	18.5	128 143	123 772	3.5	5 674	6 369
5153	Grain and field beans	667	713	(D)	4 994 469	(D)	(D)	120 114	(D)	II	5 941
5154	Livestock	33	37	(D)	171 700	(D)	(D)	1 797	(D)	EE	347
5159	Farm-product raw materials, n.e.c.	11	14	(D)	62 179	(D)	(D)	1 861	(D)	BB	81
516	Chemicals and allied products	100	92	214 313	124 601	72.0	25 868	14 135	83.0	882	709
5162	Plastics materials and basic forms and shapes	20	20	71 964	46 233	55.7	5 312	3 604	47.4	182	151
5169	Chemicals and allied products, n.e.c.	80	72	142 349	78 368	81.6	20 556	10 531	95.2	700	558
517	Petroleum and petroleum products	308	309	1 236 900	1 183 550	4.5	44 745	32 962	35.7	2 088	1 957
5171	Petroleum bulk stations and terminals	245	242	733 062	(D)	(D)	31 301	(D)	(D)	1 625	GG
5172	Petroleum and petroleum products wholesalers, except bulk stations and terminals	63	67	503 838	(D)	(D)	13 444	(D)	(D)	463	EE
518	Beer, wine, and distilled alcoholic beverages	54	58	(D)	(D)	(D)	(D)	(D)	(D)	GG	GG
5181	Beer and ale	44	46	253 417	(D)	(D)	26 465	(D)	(D)	850	FF
5182	Wine and distilled alcoholic beverages	10	12	(D)	(D)	(D)	(D)	(D)	(D)	EE	EE
519	Miscellaneous nondurable goods	468	435	(D)	886 959	(D)	(D)	49 277	(D)	HH	2 997
5191	Farm supplies	292	265	884 606	574 386	54.0	42 716	27 252	56.7	1 984	1 571
5192	Books, periodicals, and newspapers	23	19	(D)	41 636	(D)	(D)	4 124	(D)	EE	243
5193	Flowers, nursery stock, and florists' supplies	25	17	(D)	(D)	(D)	(D)	(D)	(D)	CC	CC
5194	Tobacco and tobacco products	21	25	183 016	130 680	40.0	5 344	6 101	-12.4	318	385
5198	Paints, varnishes, and supplies	20	23	23 773	(D)	(D)	3 069	(D)	(D)	126	CC
5199	Nondurable goods, n.e.c.	87	86	(D)	(D)	(D)	(D)	(D)	(D)	FF	FF
Manufacturers' sales branches and sales offices											
		421	438	11 026 635	11 174 337	-1.3	310 194	244 042	27.1	8 234	9 206
50	Durable goods	233	272	5 590 572	7 777 436	-28.1	172 986	168 391	2.7	4 172	6 032
501	Motor vehicles and motor vehicle parts and supplies	33	25	3 152 565	4 829 045	-34.7	15 658	16 301	-3.9	416	631
502	Furniture and home furnishings	3	6	(D)	(D)	(D)	(D)	(D)	(D)	BB	BB
503	Lumber and other construction materials	28	22	200 848	237 366	-15.4	8 189	6 846	19.6	270	260
504	Professional and commercial equipment and supplies	39	57	512 969	593 203	-13.5	62 272	52 726	18.1	1 257	1 560
505	Metals and minerals, except petroleum	12	12	431 017	566 758	-24.0	2 618	5 050	-48.2	72	139
506	Electrical goods	45	57	410 914	(D)	(D)	22 811	(D)	(D)	584	FF
507	Hardware, and plumbing and heating equipment and supplies	10	14	37 145	91 650	-59.5	5 294	5 353	-1.1	124	160
508	Machinery, equipment, and supplies	58	77	802 539	(D)	(D)	54 439	(D)	(D)	1 391	HH
509	Miscellaneous durable goods	5	2	(D)	(D)	(D)	(D)	(D)	(D)	BB	AA
51	Nondurable goods	188	166	5 436 063	3 396 901	60.0	137 208	75 651	81.4	4 062	3 174
511	Paper and paper products	27	22	230 140	122 341	88.1	8 841	5 770	53.2	243	230
512	Drugs, drug proprietaries, and druggists' sundries	5	3	615 976	171 190	259.8	23 669	6 356	272.4	396	150
513	Apparel, piece goods, and notions	5	5	165 760	198 804	-16.6	3 411	789	332.3	183	38
514	Groceries and related products	77	61	2 158 563	1 512 934	42.7	68 155	44 168	54.3	2 300	2 056
515	Farm-product raw materials	7	7	(D)	(D)	(D)	(D)	(D)	(D)	(D)	(D)
516	Chemicals and allied products	28	28	338 531	672 468	-49.7	14 234	8 344	70.6	350	275
517	Petroleum and petroleum products	16	11	1 750 291	449 488	289.4	10 269	2 429	322.8	271	93
518	Beer, wine, and distilled alcoholic beverages	1	1	(D)	(D)	(D)	(D)	(D)	(D)	AA	AA
519	Miscellaneous nondurable goods	29	35	(D)	(D)	(D)	(D)	(D)	(D)	EE	EE
Agents, brokers, and commission merchants											
		509	496	3 853 226	2 641 343	45.9	88 905	59 086	50.5	3 677	3 525
50	Durable goods	339	303	1 443 420	864 014	67.1	54 765	31 844	72.0	1 521	1 243
501	Motor vehicles and motor vehicle parts and supplies	22	16	163 112	108 919	49.8	3 807	3 051	24.8	236	147
502	Furniture and home furnishings	22	25	69 293	(D)	(D)	2 347	(D)	(D)	63	BB
503	Lumber and other construction materials	14	9	43 405	32 188	34.8	1 965	900	118.3	61	40
504	Professional and commercial equipment and supplies	40	33	140 711	62 443	125.3	10 112	3 183	217.7	214	106
505	Metals and minerals, except petroleum	8	5	25 300	9 163	176.1	491	266	84.6	17	11
506	Electrical goods	72	68	357 464	(D)	(D)	11 611	(D)	(D)	294	EE

Table 3. Comparative Statistics for the State: 1992 and 1987—Con.

[For meaning of abbreviations and symbols, see introductory text. For explanation of terms and comparability of 1987 and 1992 censuses, see appendix A]

SIC code	Type of operation and kind of business	Establishments		Sales			Annual payroll			Paid employees for pay period including March 12	
		1992 (number)	1987 (number)	1992 (\$1,000)	1987 (\$1,000)	Percent change 1987 to 1992	1992 (\$1,000)	1987 (\$1,000)	Percent change 1987 to 1992	1992 (number)	1987 (number)
	Agents, brokers, and commission merchants—Con.										
50	Durable goods—Con.										
507	Hardware, and plumbing and heating equipment and supplies.....	48	36	242 293	111 960	116.4	8 487	3 947	115.0	200	121
508	Machinery, equipment, and supplies	81	84	259 460	(D)	(D)	10 880	(D)	(D)	292	EE
509	Miscellaneous durable goods	32	27	142 382	(D)	(D)	5 065	(D)	(D)	144	CC
51	Nondurable goods	170	193	2 409 806	1 777 329	35.6	34 140	27 242	25.3	2 156	2 282
511	Paper and paper products	12	11	88 173	33 279	165.0	2 514	735	242.0	74	40
512	Drugs, drug proprietaries, and druggists' sundries	—	2	—	(D)	(D)	—	(D)	(D)	—	AA
513	Apparel, piece goods, and notions	11	17	(D)	(D)	(D)	(D)	(D)	(D)	—	BB
514	Groceries and related products	49	50	958 070	635 694	50.7	18 973	13 672	38.8	635	594
515	Farm-product raw materials	55	60	1 187 652	949 244	25.1	7 633	7 282	4.8	1 222	1 328
516	Chemicals and allied products	11	13	21 593	41 178	-47.6	829	1 678	-50.6	47	89
517	Petroleum and petroleum products.....	3	6	2 535	10 507	-75.9	145	343	-57.7	7	24
518	Beer, wine, and distilled alcoholic beverages.....	—	1	—	(D)	(D)	—	(D)	(D)	—	AA
519	Miscellaneous nondurable goods	29	33	(D)	(D)	(D)	(D)	(D)	(D)	CC	CC

Table 4. Summary Statistics for Counties and for Places With 2,500 Inhabitants or More: 1992

[For meaning of abbreviations and symbols, see introductory text. For explanation of terms and comparability of 1987 and 1992 censuses, see appendix A. For information on geographic areas followed by ▲, see appendix F]

Geographic area	Estab-lish-ments (number)	Sales (\$1,000)	Annual payroll (\$1,000)	Paid employees for pay period including March 12 (number)	Merchant wholesalers			Other operating types		
					Estab-lish-ments (number)	Sales (\$1,000)	Annual payroll (\$1,000)	Paid employees for pay period including March 12 (number)	Estab-lish-ments (number)	Sales (\$1,000)
Kansas	5 854	34 866 660	1 638 272	61 783	4 924	19 986 799	1 239 173	49 872	930	14 879 861
Allen County	26	61 321	3 854	215	24	(D)	(D)	CC	2	(D)
Iola.....	16	23 325	2 206	116	16	23 325	2 206	116	—	—
Balance of county	10	37 996	1 648	99	8	(D)	(D)	BB	2	(D)
Anderson County	18	41 855	1 582	114	17	(D)	(D)	BB	1	(D)
Garnett	9	(D)	(D)	BB	8	(D)	(D)	BB	1	(D)
Balance of county	9	(D)	(D)	BB	9	(D)	(D)	BB	—	—
Atchison County	23	148 372	9 091	440	20	115 129	8 326	397	3	33 243
Atchison	13	135 248	8 135	347	10	102 005	7 370	304	3	33 243
Balance of county	10	13 124	956	93	10	13 124	956	93	—	—
Barber County	17	60 879	2 812	143	16	(D)	(D)	CC	1	(D)
Barton County	106	194 959	17 333	807	91	146 054	14 899	700	15	48 905
Great Bend	67	122 131	12 140	569	57	99 790	11 083	518	10	22 341
Hoisington	3	8 280	268	15	3	8 280	268	15	—	—
Balance of county	36	64 548	4 925	223	31	37 984	3 548	167	5	26 564
Bourbon County	26	33 075	3 162	237	24	(D)	(D)	CC	2	(D)
Fort Scott	23	(D)	(D)	CC	21	(D)	(D)	CC	2	(D)
Balance of county	3	(D)	(D)	AA	3	(D)	(D)	AA	—	—
Brown County	29	66 022	4 419	213	27	(D)	(D)	CC	2	(D)
Hiawatha.....	15	(D)	(D)	BB	13	(D)	(D)	BB	2	(D)
Balance of county	14	(D)	(D)	CC	14	(D)	(D)	CC	—	—
Butler County.....	79	118 282	8 192	467	74	(D)	(D)	EE	5	(D)
Andover	6	5 550	305	14	4	(D)	(D)	AA	2	(D)
Augusta.....	13	9 802	1 196	60	13	9 802	1 196	60	—	—
El Dorado.....	27	48 739	3 202	152	25	(D)	(D)	CC	2	(D)
Balance of county	33	54 191	3 489	241	32	(D)	(D)	CC	1	(D)
Chase County	5	(D)	(D)	AA	4	4 273	171	16	1	(D)
Chautauqua County	11	11 989	527	69	10	(D)	(D)	BB	1	(D)
Cherokee County	23	48 870	1 956	93	23	48 870	1 956	93	—	—
Baxter Springs.....	8	10 143	887	46	8	10 143	887	46	—	—
Columbus	9	22 988	871	37	9	22 988	871	37	—	—
Galena	3	(D)	(D)	AA	3	(D)	(D)	AA	—	—
Balance of county	3	(D)	(D)	AA	3	(D)	(D)	AA	—	—
Cheyenne County.....	16	48 454	2 301	137	15	(D)	(D)	CC	1	(D)
Clark County	4	(D)	(D)	AA	3	(D)	(D)	AA	1	(D)
Clay County	28	45 518	3 016	188	25	38 983	2 557	155	3	6 535
Clay Center	19	33 482	2 590	146	17	(D)	(D)	CC	2	(D)
Balance of county	9	12 036	426	42	8	(D)	(D)	BB	1	(D)
Cloud County.....	34	135 580	7 119	345	31	(D)	(D)	EE	3	(D)
Concordia.....	19	113 739	5 818	275	17	(D)	(D)	EE	2	(D)
Balance of county	15	21 841	1 301	70	14	(D)	(D)	BB	1	(D)

Table 4. Summary Statistics for Counties and for Places With 2,500 Inhabitants or More: 1992—Con.

[For meaning of abbreviations and symbols, see introductory text. For explanation of terms and comparability of 1987 and 1992 censuses, see appendix A. For information on geographic areas followed by ▲, see appendix F]

Geographic area	Estab-lish-ments (number)	Sales (\$1,000)	Annual payroll (\$1,000)	Paid employees for pay period including March 12 (number)	Merchant wholesalers			Other operating types		
					Estab-lish-ments (number)	Sales (\$1,000)	Annual payroll (\$1,000)	Paid employees for pay period including March 12 (number)	Estab-lish-ments (number)	Sales (\$1,000)
Kansas—Con.										
Coffey County	13	23 624	1 223	73	13	23 624	1 223	73	—	—
Burlington	5	1 447	175	14	5	1 447	175	14	—	—
Balance of county	8	22 177	1 048	59	8	22 177	1 048	59	—	—
Comanche County	3	7 744	458	23	3	7 744	458	23	—	—
Cowley County	46	82 664	5 612	281	44	(D)	(D)	CC	2	(D)
Arkansas City	11	11 498	948	55	11	11 498	948	55	—	—
Winfield	26	27 044	3 416	161	25	(D)	(D)	CC	1	(D)
Balance of county	9	44 122	2 448	65	8	(D)	(D)	BB	1	(D)
Crawford County	64	184 837	14 488	749	62	(D)	(D)	FF	2	(D)
Frontenac	6	(D)	(D)	BB	5	(D)	(D)	BB	1	(D)
Girard	8	7 196	771	42	8	7 196	771	42	—	—
Pittsburg	44	148 659	11 001	579	43	(D)	(D)	FF	1	(D)
Balance of county	6	(D)	(D)	BB	6	(D)	(D)	BB	—	—
Decatur County	17	32 434	1 174	93	16	(D)	(D)	BB	1	(D)
Dickinson County	40	180 122	8 839	372	36	126 400	7 348	291	4	53 722
Abilene	17	84 552	3 037	137	14	(D)	(D)	BB	3	(D)
Herington (part) ▲	5	893	109	10	5	893	109	10	—	—
Balance of county	18	94 677	5 693	225	17	(D)	(D)	CC	1	(D)
Doniphan County	18	204 575	9 191	409	16	(D)	(D)	EE	2	(D)
Douglas County	115	167 105	16 529	819	103	139 208	15 220	761	12	27 897
Baldwin City	4	4 112	637	26	4	4 112	637	26	—	—
Eudora	3	(D)	(D)	AA	3	(D)	(D)	AA	—	—
Lawrence	102	143 844	14 715	724	91	(D)	(D)	FF	11	(D)
Balance of county	6	(D)	(D)	BB	5	(D)	(D)	BB	1	(D)
Edwards County	6	38 315	2 352	98	6	38 315	2 352	98	—	—
Elk County	6	5 672	264	23	6	5 672	264	23	—	—
Ellis County	62	114 026	8 865	448	56	77 617	7 538	399	6	36 409
Hays	50	85 009	6 888	372	46	(D)	(D)	EE	4	(D)
Balance of county	12	29 017	1 977	76	10	(D)	(D)	BB	2	(D)
Ellsworth County	12	20 110	1 709	78	12	20 110	1 709	78	—	—
Finney County	89	291 920	17 042	762	82	280 016	16 417	713	7	11 904
Garden City	56	208 032	10 173	491	50	(D)	(D)	EE	6	(D)
Balance of county	33	83 888	6 869	271	32	(D)	(D)	EE	1	(D)
Ford County	79	424 631	19 203	857	70	206 821	16 403	716	9	217 810
Dodge City	57	352 088	14 197	644	48	134 278	11 397	503	9	217 810
Balance of county	22	72 543	5 006	213	22	72 543	5 006	213	—	—
Franklin County	34	189 845	8 458	469	30	165 699	7 766	423	4	24 146
Ottawa	22	157 750	6 745	361	20	(D)	(D)	EE	2	(D)
Balance of county	12	32 095	1 713	108	10	(D)	(D)	BB	2	(D)
Geary County	17	42 862	2 579	157	16	(D)	(D)	CC	1	(D)
Junction City	16	(D)	(D)	CC	15	25 928	2 227	133	1	(D)
Balance of county	1	(D)	(D)	AA	1	(D)	(D)	AA	—	—
Gove County	13	34 956	2 025	104	13	34 956	2 025	104	—	—
Graham County	11	11 343	842	40	10	(D)	(D)	BB	1	(D)
Grant County	27	68 810	5 925	279	26	(D)	(D)	EE	1	(D)
Ulysses	17	(D)	(D)	CC	16	30 160	3 688	198	1	(D)
Balance of county	10	(D)	(D)	BB	10	(D)	(D)	BB	—	—
Gray County	26	116 398	5 933	207	26	116 398	5 933	207	—	—
Greeley County	6	17 069	716	44	6	17 069	716	44	—	—
Greenwood County	15	23 788	1 075	72	14	(D)	(D)	BB	1	(D)
Eureka	7	(D)	(D)	BB	6	(D)	(D)	AA	1	(D)
Balance of county	8	(D)	(D)	BB	8	(D)	(D)	BB	—	—
Hamilton County	11	65 626	2 389	144	10	(D)	(D)	BB	1	(D)
Harper County	19	61 019	3 465	173	19	61 019	3 465	173	—	—
Anthony	10	34 171	2 144	118	10	34 171	2 144	118	—	—
Balance of county	9	26 848	1 321	55	9	26 848	1 321	55	—	—
Harvey County	49	146 655	6 767	290	41	(D)	(D)	CC	8	(D)
Hesston	2	(D)	(D)	AA	2	(D)	(D)	AA	—	—
Newton	25	68 698	3 326	153	19	41 954	2 609	105	6	26 744
Balance of county	22	(D)	(D)	CC	20	66 756	3 159	125	2	(D)
Haskell County	13	85 695	3 469	122	13	85 695	3 469	122	—	—
Hodgeman County	4	10 249	676	31	4	10 249	676	31	—	—
Jackson County	18	27 975	1 403	102	17	(D)	(D)	BB	1	(D)
Holton	11	(D)	(D)	BB	10	(D)	(D)	BB	1	(D)
Balance of county	7	(D)	(D)	BB	7	(D)	(D)	BB	—	—
Jefferson County	13	12 990	949	67	13	12 990	949	67	—	—
Jewell County	11	42 579	1 433	100	10	(D)	(D)	BB	1	(D)

Table 4. Summary Statistics for Counties and for Places With 2,500 Inhabitants or More: 1992—Con.

[For meaning of abbreviations and symbols, see introductory text. For explanation of terms and comparability of 1987 and 1992 censuses, see appendix A. For information on geographic areas followed by ▲, see appendix F]

Geographic area	Estab-lish-ments (number)	Sales (\$1,000)	Annual payroll (\$1,000)	Paid employees for pay period including March 12 (number)	Merchant wholesalers			Other operating types		
					Estab-lish-ments (number)	Sales (\$1,000)	Annual payroll (\$1,000)	Paid employees for pay period including March 12 (number)	Estab-lish-ments (number)	Sales (\$1,000)
Kansas—Con.										
Johnson County	1 472	16 132 476	560 786	16 572	929	5 920 595	334 155	10 982	543	10 211 881
Bonner Springs (part) ▲	1	(D)	(D)	BB	1	(D)	(D)	BB	—	—
Fairway	9	65 560	1 079	19	4	(D)	(D)	AA	5	(D)
Gardner	1	(D)	(D)	AA	1	(D)	(D)	AA	—	—
Leawood	68	256 769	10 627	323	35	73 663	6 555	213	33	183 106
Lenexa	371	3 021 549	169 804	5 242	261	1 464 272	110 569	3 762	110	1 557 277
Merriam	69	262 090	17 352	588	54	158 301	14 745	505	15	103 789
Mission	82	570 557	34 353	1 037	45	173 608	16 089	493	37	396 949
Mission Hills	4	7 311	167	4	2	(D)	(D)	AA	2	(D)
Olathe	159	965 128	74 572	2 364	118	531 147	56 958	1 914	41	433 981
Overland Park	510	9 923 067	188 976	5 136	290	2 932 909	79 092	2 572	220	6 990 158
Prairie Village	77	339 974	10 416	266	37	54 948	3 411	120	40	285 026
Roeland Park	9	85 782	4 642	128	4	(D)	(D)	BB	5	(D)
Shawnee	69	262 716	14 789	521	44	114 529	10 196	394	25	148 187
Balance of county	43	(D)	(D)	FF	33	311 263	31 252	881	10	(D)
Kearny County	9	14 250	833	32	9	14 250	833	32	—	—
Kingman County	23	74 586	2 941	137	21	(D)	(D)	CC	2	(D)
Kingman	10	(D)	(D)	BB	9	(D)	(D)	BB	1	(D)
Balance of county	13	(D)	(D)	BB	12	(D)	(D)	BB	1	(D)
Kiowa County	8	36 764	2 131	96	8	36 764	2 131	96	—	—
Labette County	44	96 000	5 604	269	43	(D)	(D)	EE	1	(D)
Parsons	20	(D)	(D)	CC	19	(D)	(D)	CC	1	(D)
Balance of county	24	(D)	(D)	CC	24	(D)	(D)	CC	—	—
Lane County	12	31 355	2 207	100	12	31 355	2 207	100	—	—
Leavenworth County	33	44 584	3 369	210	32	(D)	(D)	CC	1	(D)
Lansing	3	8 719	846	48	3	8 719	846	48	—	—
Leavenworth	21	33 185	2 066	135	21	33 185	2 066	135	—	—
Balance of county	9	2 680	457	27	8	(D)	(D)	BB	1	(D)
Lincoln County	15	29 312	1 072	85	14	(D)	(D)	BB	1	(D)
Linn County	9	8 540	516	36	9	8 540	516	36	—	—
Logan County	14	40 101	1 119	70	13	(D)	(D)	BB	1	(D)
Lyon County	48	157 343	12 476	562	46	(D)	(D)	FF	2	(D)
Emporia	35	(D)	(D)	EE	33	(D)	(D)	EE	2	(D)
Balance of county	13	(D)	(D)	CC	13	(D)	(D)	CC	—	—
McPherson County	58	223 726	12 294	505	56	(D)	(D)	FF	2	(D)
Lindsborg	6	6 938	701	48	6	6 938	701	48	—	—
McPherson	30	168 818	8 049	296	29	(D)	(D)	EE	1	(D)
Balance of county	22	47 970	3 544	161	21	(D)	(D)	CC	1	(D)
Marion County	27	75 757	5 331	253	27	75 757	5 331	253	—	—
Hillsboro	6	15 169	1 171	54	6	15 169	1 171	54	—	—
Balance of county	21	60 588	4 160	199	21	60 588	4 160	199	—	—
Marshall County	37	141 146	5 854	311	35	(D)	(D)	EE	2	(D)
Marysville	11	35 400	2 477	116	10	(D)	(D)	CC	1	(D)
Balance of county	26	105 746	3 377	195	25	(D)	(D)	CC	1	(D)
Meade County	12	43 834	2 083	100	12	43 834	2 083	100	—	—
Miami County	26	48 603	2 250	130	25	(D)	(D)	CC	1	(D)
Osawatomie	5	(D)	(D)	BB	4	(D)	(D)	AA	1	(D)
Paola	9	33 037	1 378	86	9	33 037	1 378	86	—	—
Balance of county	12	(D)	(D)	BB	12	(D)	(D)	BB	—	—
Mitchell County	37	114 238	7 189	364	37	114 238	7 189	364	—	—
Beloit	17	57 012	3 671	195	17	57 012	3 671	195	—	—
Balance of county	20	57 226	3 518	169	20	57 226	3 518	169	—	—
Montgomery County	63	99 648	7 342	461	55	64 855	6 288	351	8	34 793
Coffeyville	30	58 050	4 340	283	24	(D)	(D)	CC	6	(D)
Independence	25	30 698	2 568	150	23	(D)	(D)	CC	2	(D)
Balance of county	8	10 900	434	28	8	10 900	434	28	—	—
Morris County	13	12 827	624	45	13	12 827	624	45	—	—
Herington (part) ▲	—	—	—	—	—	—	—	—	—	—
Balance of county	13	12 827	624	45	13	12 827	624	45	—	—
Morton County	12	51 179	2 472	121	12	51 179	2 472	121	—	—
Nemaha County	30	68 723	4 269	259	28	(D)	(D)	CC	2	(D)
Neosho County	44	219 301	9 398	377	41	214 158	9 040	351	3	5 143
Chanute	31	40 896	5 350	233	29	(D)	(D)	CC	2	(D)
Balance of county	13	178 405	4 048	144	12	(D)	(D)	CC	1	(D)
Ness County	21	30 153	2 272	116	21	30 153	2 272	116	—	—
Norton County	16	42 727	1 997	105	14	(D)	(D)	BB	2	(D)
Norton	13	24 721	1 438	57	12	(D)	(D)	BB	1	(D)
Balance of county	3	18 006	559	48	2	(D)	(D)	AA	1	(D)
Osage County	19	57 361	2 418	123	18	(D)	(D)	BB	1	(D)
Osage City	5	9 727	907	41	5	9 727	907	41	—	—
Balance of county	14	47 634	1 511	82	13	(D)	(D)	BB	1	(D)
Osborne County	17	60 887	2 587	155	16	(D)	(D)	CC	1	(D)
Ottawa County	12	52 421	1 748	72	12	52 421	1 748	72	—	—

Table 4. Summary Statistics for Counties and for Places With 2,500 Inhabitants or More: 1992—Con.

[For meaning of abbreviations and symbols, see introductory text. For explanation of terms and comparability of 1987 and 1992 censuses, see appendix A. For information on geographic areas followed by ▲, see appendix F]

Geographic area	Estab- lish- ments (number)	Sales (\$1,000)	Annual payroll (\$1,000)	Paid employees for pay period including March 12 (number)	Merchant wholesalers			Other operating types		
					Estab- lish- ments (number)	Sales (\$1,000)	Annual payroll (\$1,000)	Paid employees for pay period including March 12 (number)	Estab- lish- ments (number)	Sales (\$1,000)
Kansas—Con.										
Pawnee County.....	22	29 691	2 936	134	22	29 691	2 936	134	—	—
Larned.....	9	12 962	1 459	68	9	12 962	1 459	68	—	—
Balance of county.....	13	16 729	1 477	66	13	16 729	1 477	66	—	—
Phillips County.....	16	29 041	2 159	123	16	29 041	2 159	123	—	—
Phillipsburg.....	8	9 906	749	31	8	9 906	749	31	—	—
Balance of county.....	8	19 135	1 410	92	8	19 135	1 410	92	—	—
Pottawatomie County.....	27	86 725	4 120	235	25	(D)	(D)	CC	2	(D)
Manhattan (part) ▲.....	4	4 323	905	43	3	(D)	(D)	BB	1	(D)
Wamego.....	4	6 525	301	8	4	6 525	301	8	—	—
Balance of county.....	19	75 877	2 914	184	18	(D)	(D)	CC	1	(D)
Pratt County.....	29	244 476	4 514	247	25	(D)	(D)	CC	4	(D)
Pratt.....	22	(D)	(D)	CC	20	27 171	2 076	125	2	(D)
Balance of county.....	7	(D)	(D)	CC	5	(D)	(D)	BB	2	(D)
Rawlins County.....	13	31 551	1 843	54	12	(D)	(D)	BB	1	(D)
Reno County.....	149	424 703	27 685	1 366	140	369 005	24 663	1 201	9	55 698
Hutchinson.....	78	273 890	16 321	770	74	(D)	(D)	FF	4	(D)
Balance of county.....	71	150 813	11 364	596	66	(D)	(D)	EE	5	(D)
Republic County.....	27	58 534	2 645	215	27	58 534	2 645	215	—	—
Belleville.....	9	14 786	774	57	9	14 786	774	57	—	—
Balance of county.....	18	43 748	1 871	158	18	43 748	1 871	158	—	—
Rice County.....	19	33 439	2 707	123	19	33 439	2 707	123	—	—
Lyons.....	7	7 585	797	39	7	7 585	797	39	—	—
Balance of county.....	12	25 854	1 910	84	12	25 854	1 910	84	—	—
Riley County.....	62	107 815	9 931	450	61	(D)	(D)	EE	1	(D)
Manhattan (part) ▲.....	47	91 475	8 741	379	46	(D)	(D)	EE	1	(D)
Balance of county.....	15	16 340	1 190	71	15	16 340	1 190	71	—	—
Rooks County.....	21	59 844	2 781	171	19	(D)	(D)	CC	2	(D)
Rush County.....	18	119 427	4 809	169	16	(D)	(D)	BB	2	(D)
Russell County.....	28	67 522	3 088	177	27	(D)	(D)	CC	1	(D)
Russell.....	15	(D)	(D)	BB	14	16 605	1 524	64	1	(D)
Balance of county.....	13	(D)	(D)	BB	13	(D)	(D)	BB	—	—
Saline County.....	134	937 579	32 725	1 523	121	767 154	31 002	1 350	13	170 425
Salina.....	117	816 647	29 888	1 317	105	(D)	(D)	GG	12	(D)
Balance of county.....	17	120 932	2 837	206	16	(D)	(D)	CC	1	(D)
Scott County.....	21	86 860	3 009	132	20	(D)	(D)	CC	1	(D)
Scott City.....	13	(D)	(D)	CC	12	(D)	(D)	CC	1	(D)
Balance of county.....	8	(D)	(D)	BB	8	(D)	(D)	BB	—	—
Sedgwick County.....	890	4 435 639	308 236	11 153	765	2 397 049	216 294	8 607	125	2 038 590
Bel Aire.....	—	—	—	—	—	—	—	—	—	—
Derby.....	10	8 347	639	30	7	(D)	(D)	BB	3	(D)
Haysville.....	2	(D)	(D)	AA	2	(D)	(D)	AA	—	—
Mulvane (part) ▲.....	—	—	—	—	—	—	—	—	—	—
Park City.....	1	(D)	(D)	AA	1	(D)	(D)	AA	—	—
Valley Center.....	6	78 483	2 863	69	6	78 483	2 863	69	—	—
Wichita.....	796	3 656 972	253 771	9 632	683	2 135 830	201 193	8 002	113	1 521 142
Balance of county.....	75	687 527	50 434	1 394	66	(D)	(D)	EE	9	(D)
Seward County.....	55	95 474	7 547	366	47	91 127	6 863	344	8	4 347
Liberal.....	48	86 119	6 765	332	40	81 772	6 081	310	8	4 347
Balance of county.....	7	9 355	782	34	7	9 355	782	34	—	—
Shawnee County.....	266	1 191 069	84 259	3 309	250	1 082 446	72 266	2 978	16	108 623
Topeka.....	225	830 313	67 853	2 673	211	(D)	(D)	GG	14	(D)
Balance of county.....	41	360 756	16 406	636	39	(D)	(D)	FF	2	(D)
Sheridan County.....	16	52 630	2 356	122	14	(D)	(D)	CC	2	(D)
Sherman County.....	28	63 693	3 299	146	27	(D)	(D)	CC	1	(D)
Goodland.....	19	(D)	(D)	BB	18	(D)	(D)	BB	1	(D)
Balance of county.....	9	(D)	(D)	BB	9	(D)	(D)	BB	—	—
Smith County.....	21	55 300	2 421	137	20	(D)	(D)	CC	1	(D)
Stafford County.....	14	28 185	1 493	75	14	28 185	1 493	75	—	—
Stanton County.....	20	61 542	2 783	116	20	61 542	2 783	116	—	—
Stevens County.....	17	63 708	2 976	145	17	63 708	2 976	145	—	—
Hugoton.....	11	42 848	2 147	100	11	42 848	2 147	100	—	—
Balance of county.....	6	20 860	829	45	6	20 860	829	45	—	—
Sumner County.....	37	81 311	4 356	216	35	(D)	(D)	CC	2	(D)
Mulvane (part) ▲.....	3	(D)	(D)	BB	3	(D)	(D)	BB	—	—
Wellington.....	10	10 283	481	39	9	(D)	(D)	BB	1	(D)
Balance of county.....	24	(D)	(D)	CC	23	61 940	3 326	148	1	(D)
Thomas County.....	37	114 078	6 002	296	36	(D)	(D)	EE	1	(D)
Colby.....	25	77 715	4 326	211	24	(D)	(D)	CC	1	(D)
Balance of county.....	12	36 363	1 676	85	12	36 363	1 676	85	—	—
Trego County.....	13	25 071	1 053	57	13	25 071	1 053	57	—	—
Wabaunsee County.....	8	8 753	426	24	8	8 753	426	24	—	—
Wallace County.....	6	33 470	1 412	70	6	33 470	1 412	70	—	—

Table 4. Summary Statistics for Counties and for Places With 2,500 Inhabitants or More: 1992—Con.

[For meaning of abbreviations and symbols, see introductory text. For explanation of terms and comparability of 1987 and 1992 censuses, see appendix A. For information on geographic areas followed by ▲, see appendix F]

Geographic area	Estab-lish-ments (number)	Sales (\$1,000)	Annual payroll (\$1,000)	Paid employees for pay period including March 12 (number)	Merchant wholesalers			Other operating types		
					Estab-lish-ments (number)	Sales (\$1,000)	Annual payroll (\$1,000)	Paid employees for pay period including March 12 (number)	Estab-lish-ments (number)	Sales (\$1,000)
Kansas—Con.										
Washington County	24	43 299	2 698	153	23	(D)	(D)	CC	1	(D)
Wichita County	16	39 158	1 547	69	15	(D)	(D)	BB	1	(D)
Wilson County	9	41 388	930	76	8	(D)	(D)	BB	1	(D)
Fredonia	6	40 067	610	67	5	(D)	(D)	BB	1	(D)
Neodesha	2	(D)	(D)	AA	2	(D)	(D)	AA	—	—
Balance of county	1	(D)	(D)	AA	1	(D)	(D)	AA	—	—
Woodson County	9	13 530	767	41	9	13 530	767	41	—	—
Wyandotte County	349	4 326 782	214 452	7 436	292	(D)	(D)	II	57	(D)
Bonner Springs (part) ▲	10	(D)	(D)	CC	8	(D)	(D)	BB	2	(D)
Edwardsville	4	(D)	(D)	CC	3	(D)	(D)	CC	1	(D)
Kansas City	332	3 978 028	208 340	7 134	280	3 186 407	176 212	6 139	52	791 621
Balance of county	3	(D)	(D)	AA	1	(D)	(D)	AA	2	(D)

Table 5. Summary Statistics for Places With 200 Establishments or More: 1992

[For meaning of abbreviations and symbols, see introductory text. For explanation of terms and comparability of 1987 and 1992 censuses, see appendix A. For information on geographic areas followed by ▲, see appendix F]

SIC code	Geographic area and kind of business	Estab-lish-ments (number)	Sales (\$1,000)	Annual payroll (\$1,000)	Paid employees for pay period including March 12 (number)	Merchant wholesalers			Other operating types		
						Estab-lish-ments (number)	Sales (\$1,000)	Annual payroll (\$1,000)	Paid employees for pay period including March 12 (number)	Estab-lish-ments (number)	Sales (\$1,000)
KANSAS CITY											
	Wholesale trade	332	3 978 028	208 340	7 134	280	3 186 407	176 212	6 139	52	791 621
50	Durable goods	238	(D)	(D)	HH	205	697 913	74 950	2 711	33	(D)
501	Motor vehicles and motor vehicle parts and supplies	52	(D)	(D)	FF	45	(D)	(D)	FF	7	(D)
502	Furniture and homefurnishings	8	(D)	(D)	BB	8	(D)	(D)	BB	—	(D)
503	Lumber and other construction materials	22	172 881	10 150	282	17	(D)	(D)	CC	5	(D)
504	Professional and commercial equipment and supplies	25	53 226	9 425	312	22	(D)	(D)	CC	3	(D)
505	Metals and minerals, except petroleum	7	(D)	(D)	CC	7	(D)	(D)	CC	—	—
506	Electrical goods	18	(D)	(D)	CC	11	(D)	(D)	CC	7	49 845
507	Hardware, and plumbing and heating equipment and supplies	23	(D)	(D)	EE	18	(D)	(D)	EE	5	24 232
508	Machinery, equipment, and supplies	63	193 050	24 874	779	58	(D)	(D)	FF	5	(D)
509	Miscellaneous durable goods	20	(D)	(D)	EE	19	(D)	(D)	EE	1	(D)
51	Nondurable goods	94	(D)	(D)	HH	75	2 488 494	101 262	3 428	19	(D)
511	Paper and paper products	13	48 389	6 119	202	11	(D)	(D)	CC	2	(D)
512	Drugs, drug proprietaries, and druggists' sundries	1	(D)	(D)	AA	1	(D)	(D)	AA	—	—
513	Apparel, piece goods, and notions	6	38 035	1 937	57	4	(D)	(D)	BB	2	(D)
514	Groceries and related products	28	(D)	(D)	HH	20	(D)	(D)	HH	8	(D)
515	Farm-product raw materials	8	364 644	3 120	126	8	364 644	3 120	126	—	—
516	Chemicals and allied products	14	(D)	(D)	CC	10	(D)	(D)	CC	4	15 497
517	Petroleum and petroleum products	13	(D)	(D)	EE	11	81 957	7 222	253	2	(D)
518	Beer, wine, and distilled alcoholic beverages	2	(D)	(D)	BB	2	(D)	(D)	BB	—	—
519	Miscellaneous nondurable goods	9	(D)	(D)	BB	8	(D)	(D)	BB	1	(D)

Table 5. Summary Statistics for Places With 200 Establishments or More: 1992—Con.

[For meaning of abbreviations and symbols, see introductory text. For explanation of terms and comparability of 1987 and 1992 censuses, see appendix A. For information on geographic areas followed by ▲, see appendix F]

SIC code	Geographic area and kind of business	Estab-lish-ments (number)	Sales (\$1,000)	Annual payroll (\$1,000)	Paid employees for pay period including March 12 (number)	Merchant wholesalers				Other operating types	
						Estab-lish-ments (number)	Sales (\$1,000)	Annual payroll (\$1,000)	Paid employees for pay period including March 12 (number)	Estab-lish-ments (number)	Sales (\$1,000)
LENEXA											
	Wholesale trade	371	3 021 549	169 804	5 242	261	1 464 272	110 569	3 762	110	1 557 277
50	Durable goods	287	1 510 974	116 952	3 573	207	875 602	84 137	2 882	80	635 372
501	Motor vehicles and motor vehicle parts and supplies	13	353 238	8 880	226	9	(D)	(D)	CC	4	(D)
502	Furniture and homefurnishings	23	51 716	3 861	149	16	31 653	2 852	116	7	20 063
503	Lumber and other construction materials	11	(D)	(D)	CC	7	(D)	(D)	BB	4	14 311
504	Professional and commercial equipment and supplies	73	285 447	35 431	905	54	184 799	20 190	655	19	100 648
505	Metals and minerals, except petroleum	1	(D)	(D)	AA	—	—	—	—	1	(D)
506	Electrical goods	58	332 072	19 848	613	44	187 692	14 643	502	14	144 380
507	Hardware, and plumbing and heating equipment and supplies	28	119 595	11 057	302	18	49 674	6 883	217	10	69 921
508	Machinery, equipment, and supplies	53	161 918	14 795	509	42	116 598	13 370	442	11	45 320
509	Miscellaneous durable goods	27	(D)	(D)	FF	17	(D)	(D)	FF	10	(D)
51	Nondurable goods	84	1 510 575	52 852	1 669	54	588 670	26 432	880	30	921 905
511	Paper and paper products	13	92 464	5 954	230	11	(D)	(D)	CC	2	(D)
512	Drugs, drug proprietaries, and druggists' sundries	1	(D)	(D)	AA	1	(D)	(D)	AA	—	—
513	Apparel, piece goods, and notions	8	37 437	3 350	110	8	37 437	3 350	110	—	—
514	Groceries and related products	23	1 136 022	31 819	923	9	342 918	9 090	240	14	793 104
515	Farm-product raw materials	—	—	—	—	—	—	—	—	—	—
516	Chemicals and allied products	14	79 319	4 690	151	12	(D)	(D)	CC	2	(D)
517	Petroleum and petroleum products	2	(D)	(D)	AA	1	(D)	(D)	AA	1	(D)
518	Beer, wine, and distilled alcoholic beverages	1	(D)	(D)	BB	1	(D)	(D)	BB	—	—
519	Miscellaneous nondurable goods	22	(D)	(D)	CC	11	72 928	3 180	117	11	(D)
OVERLAND PARK											
	Wholesale trade	510	9 923 067	188 976	5 136	290	2 932 909	79 092	2 572	220	6 990 158
50	Durable goods	350	4 542 701	115 607	3 243	202	444 005	58 926	1 951	148	4 098 696
501	Motor vehicles and motor vehicle parts and supplies	28	2 927 068	10 091	244	8	3 630	629	44	20	2 923 438
5012	Automobiles and other motor vehicles	12	(D)	(D)	CC	—	—	—	—	12	(D)
5013	Motor vehicle supplies and new parts	14	(D)	(D)	BB	7	(D)	(D)	BB	7	(D)
5014	Tires and tubes	1	(D)	(D)	AA	—	—	—	—	1	(D)
5015	Motor vehicle parts, used	1	(D)	(D)	AA	1	(D)	(D)	AA	—	—
502	Furniture and homefurnishings	21	63 070	3 569	114	12	15 617	2 120	83	9	47 453
5021	Furniture	11	50 840	2 555	66	7	9 526	1 339	41	4	41 314
5023	Homefurnishings	10	12 230	1 014	48	5	6 091	781	42	5	6 139
503	Lumber and other construction materials	19	78 756	3 096	106	10	11 986	1 436	58	9	66 770
5031	Lumber, plywood, millwork, and wood panels	4	8 011	884	29	2	(D)	(D)	BB	2	(D)
5032	Brick, stone, and related construction materials	8	44 655	1 468	46	5	3 852	282	20	3	40 803
5033	Roofing, siding, and insulation materials	4	17 695	578	25	2	(D)	(D)	AA	2	(D)
5039	Construction materials, n.e.c.	3	8 395	166	6	1	(D)	(D)	AA	2	(D)
504	Professional and commercial equipment and supplies	76	509 312	58 974	1 618	52	201 351	30 134	999	24	307 961
5043	Photographic equipment and supplies	2	(D)	(D)	CC	1	(D)	(D)	AA	1	(D)
5044	Office equipment	10	77 938	15 752	412	7	(D)	(D)	CC	3	(D)
5045	Computers and computer peripheral equipment and software	28	117 652	11 840	306	21	53 823	6 328	181	7	63 829
5046	Commercial equipment, n.e.c.	8	(D)	(D)	BB	5	3 093	625	33	3	(D)
5047	Medical, dental, and hospital equipment and supplies	21	128 732	14 029	300	14	68 714	7 980	207	7	60 018
5048	Ophthalmic goods	2	(D)	(D)	CC	1	(D)	(D)	CC	1	(D)
5049	Professional equipment and supplies, n.e.c.	5	46 258	7 666	285	3	(D)	(D)	EE	2	(D)
505	Metals and minerals, except petroleum	14	362 800	2 573	72	8	(D)	(D)	BB	6	(D)
5051	Metals service centers and offices	13	(D)	(D)	BB	7	22 129	1 248	37	6	(D)
5052	Coal and other minerals and ores	1	(D)	(D)	AA	1	(D)	(D)	AA	—	—
506	Electrical goods	63	326 821	18 911	518	33	73 809	10 763	345	30	253 012
5063	Electrical apparatus and equipment, wiring supplies, and construction materials	31	110 275	6 953	233	15	26 870	4 115	167	16	83 405
5064	Electrical appliances, television and radio sets	9	127 660	3 085	93	4	13 175	1 395	53	5	114 485
5065	Electronic parts and equipment, n.e.c.	23	88 886	8 873	192	14	33 764	5 253	125	9	55 122
507	Hardware, and plumbing and heating equipment and supplies	38	54 241	5 148	147	26	22 330	3 791	115	12	31 911
5072	Hardware	13	8 034	589	22	9	2 211	403	15	4	5 823
5074	Plumbing and heating equipment and supplies (hydronics)	15	27 680	3 062	86	10	13 517	2 289	69	5	14 163
5075	Warm air heating and air-conditioning equipment and supplies	8	(D)	(D)	BB	6	(D)	(D)	BB	2	(D)
5078	Refrigeration equipment and supplies	2	(D)	(D)	AA	1	(D)	(D)	AA	1	(D)
508	Machinery, equipment, and supplies	68	179 853	10 695	329	37	74 502	6 945	207	31	105 351
5082	Construction and mining (except petroleum) machinery and equipment	1	(D)	(D)	AA	1	(D)	(D)	AA	—	—
5083	Farm and garden machinery and equipment	5	4 065	183	4	4	(D)	(D)	AA	1	(D)
5084	Industrial machinery and equipment	32	72 499	5 267	169	18	(D)	(D)	CC	14	(D)
5085	Industrial supplies	24	95 454	4 105	115	8	22 931	1 976	52	16	72 523
5087	Service establishment equipment and supplies	4	1 643	256	19	4	1 643	256	19	—	—
5088	Transportation equipment and supplies, except motor vehicles	2	(D)	(D)	AA	2	(D)	(D)	AA	—	—

Table 5. Summary Statistics for Places With 200 Establishments or More: 1992—Con.

[For meaning of abbreviations and symbols, see introductory text. For explanation of terms and comparability of 1987 and 1992 censuses, see appendix A. For information on geographic areas followed by ▲, see appendix F]

SIC code	Geographic area and kind of business	Estab-lish-ments (number)	Sales (\$1,000)	Annual payroll (\$1,000)	Paid employees for pay period including March 12 (number)	Merchant wholesalers			Other operating types	
						Estab-lish-ments (number)	Sales (\$1,000)	Annual payroll (\$1,000)	Paid employees for pay period including March 12 (number)	Estab-lish-ments (number)
OVERLAND PARK—Con.										
50	Durable goods—Con.									
509	Miscellaneous durable goods	23	40 780	2 550	95	16	(D)	(D)	BB	7 (D)
5091	Sporting and recreational goods and supplies	5	12 304	523	24	3	(D)	(D)	AA	2 (D)
5092	Toys and hobby goods and supplies	8	18 166	1 273	35	6	(D)	(D)	BB	2 (D)
5093	Scrap and waste materials	1	(D)	(D)	AA	1	(D)	(D)	AA	—
5094	Jewelry, watches, precious stones, and precious metals	2	(D)	(D)	AA	2	(D)	(D)	AA	—
5099	Durable goods, n.e.c.	7	9 167	591	32	4	(D)	(D)	BB	3 (D)
51	Nondurable goods.....	160	5 380 366	73 369	1 893	88	2 488 904	20 166	621	72 2 891 462
511	Paper and paper products	30	103 468	3 970	163	17	18 696	1 784	111	13 84 772
5111	Printing and writing paper	6	34 157	338	8	2	(D)	(D)	AA	4 (D)
5112	Stationery and office supplies	16	31 250	2 382	128	12	15 921	1 168	98	4 15 329
5113	Industrial and personal service paper	8	38 061	1 250	27	3	(D)	(D)	AA	5 (D)
512	Drugs, drug proprietaries, and druggists' sundries ...	7	615 646	22 725	385	3	(D)	(D)	AA	4 (D)
5122	Drugs, drug proprietaries, and druggists' sundries ...	7	615 646	22 725	385	3	(D)	(D)	AA	4 (D)
513	Apparel, piece goods, and notions	18	153 645	2 747	52	9	11 327	1 713	19	9 142 318
5131	Piece goods, notions, and other dry goods	5	(D)	(D)	AA	2	(D)	(D)	AA	3 (D)
5136	Men's and boys' clothing and furnishings	7	(D)	(D)	BB	4	(D)	(D)	AA	3 (D)
5137	Women's, children's, and infants' clothing and accessories	5	(D)	(D)	AA	2	(D)	(D)	AA	3 (D)
5139	Footwear	1	(D)	(D)	AA	1	(D)	(D)	AA	— (D)
514	Groceries and related products	36	978 764	21 148	610	13	20 137	1 596	67	23 958 627
5141	Groceries, general line	2	(D)	(D)	AA	—	—	—	—	2 (D)
5142	Packaged frozen foods	6	251 896	7 664	226	—	—	—	—	6 251 896
5143	Dairy products, except dried or canned	2	(D)	(D)	BB	1	(D)	(D)	BB	1 (D)
5144	Poultry and poultry products	1	(D)	(D)	AA	1	(D)	(D)	AA	—
5145	Confectionery	—	—	—	—	—	—	—	—	—
5146	Fish and seafoods	1	(D)	(D)	AA	1	(D)	(D)	AA	—
5147	Meats and meat products	4	(D)	(D)	BB	3	2 920	408	17	1 (D)
5148	Fresh fruits and vegetables	2	(D)	(D)	AA	2	(D)	(D)	AA	—
5149	Groceries and related products, n.e.c.	18	601 930	10 412	269	5	4 587	517	15	13 597 343
515	Farm-product raw materials	7	2 106 162	10 641	264	7	2 106 162	10 641	264	—
5153	Grain and field beans	7	2 106 162	10 641	264	7	2 106 162	10 641	264	—
5154	Livestock	—	—	—	—	—	—	—	—	—
5159	Farm-product raw materials, n.e.c.	—	—	—	—	—	—	—	—	—
516	Chemicals and allied products	10	116 093	4 069	101	4	1 293	233	13	6 114 800
5162	Plastics materials and basic forms and shapes ...	—	—	—	—	—	—	—	—	—
5169	Chemicals and allied products, n.e.c.	10	116 093	4 069	101	4	1 293	233	13	6 114 800
517	Petroleum and petroleum products	5	(D)	(D)	BB	3	(D)	(D)	AA	2 (D)
5171	Petroleum bulk stations and terminals	2	(D)	(D)	AA	2	(D)	(D)	AA	—
5172	Petroleum and petroleum products wholesalers, except bulk stations and terminals	3	(D)	(D)	BB	1	(D)	(D)	AA	2 (D)
518	Beer, wine, and distilled alcoholic beverages	1	(D)	(D)	AA	—	—	—	—	1 (D)
5181	Beer and ale	—	—	—	—	—	—	—	—	—
5182	Wine and distilled alcoholic beverages	1	(D)	(D)	AA	—	—	—	—	1 (D)
519	Miscellaneous nondurable goods	46	(D)	(D)	EE	32	(D)	(D)	CC	14 (D)
5191	Farm supplies	6	(D)	(D)	BB	6	(D)	(D)	BB	—
5192	Books, periodicals, and newspapers	6	(D)	(D)	BB	4	1 248	175	9	2 (D)
5193	Flowers, nursery stock, and florists' supplies	2	(D)	(D)	AA	2	(D)	(D)	AA	—
5194	Tobacco and tobacco products	—	—	—	—	—	—	—	—	—
5198	Paints, varnishes, and supplies	6	64 098	1 105	32	2	(D)	(D)	AA	4 (D)
5199	Nondurable goods, n.e.c.	26	42 818	2 290	119	18	(D)	(D)	BB	8 (D)
TOPEKA										
	Wholesale trade	225	830 313	67 853	2 673	211	(D)	(D)	GG	14 (D)
50	Durable goods	163	378 109	51 440	1 813	154	(D)	(D)	GG	9 (D)
501	Motor vehicles and motor vehicle parts and supplies	35	(D)	(D)	EE	33	36 687	6 083	318	2 (D)
502	Furniture and homefurnishings	9	(D)	(D)	BB	9	(D)	(D)	BB	—
503	Lumber and other construction materials	11	53 332	2 691	109	10	(D)	(D)	BB	1 (D)
504	Professional and commercial equipment and supplies	33	(D)	(D)	FF	30	(D)	(D)	EE	3 (D)
505	Metals and minerals, except petroleum	2	(D)	(D)	BB	1	(D)	(D)	BB	1 (D)
506	Electrical goods	19	(D)	(D)	CC	19	(D)	(D)	CC	—
507	Hardware, and plumbing and heating equipment and supplies	9	14 351	1 323	59	9	14 351	1 323	59	—
508	Machinery, equipment, and supplies	34	(D)	(D)	EE	33	(D)	(D)	EE	1 (D)
509	Miscellaneous durable goods	11	(D)	(D)	BB	10	(D)	(D)	BB	1 (D)
51	Nondurable goods.....	62	452 204	16 413	860	57	(D)	(D)	FF	5 (D)
511	Paper and paper products	11	29 560	2 676	200	10	(D)	(D)	CC	1 (D)
512	Drugs, drug proprietaries, and druggists' sundries ...	1	(D)	(D)	AA	1	(D)	(D)	AA	—
513	Apparel, piece goods, and notions	3	202	29	4	3	202	29	4	—
514	Groceries and related products	12	(D)	(D)	CC	9	31 719	1 807	94	3 (D)
515	Farm-product raw materials	5	240 688	1 683	64	5	240 688	1 683	64	—
516	Chemicals and allied products	2	(D)	(D)	AA	2	(D)	(D)	AA	—

Table 5. Summary Statistics for Places With 200 Establishments or More: 1992—Con.

[For meaning of abbreviations and symbols, see introductory text. For explanation of terms and comparability of 1987 and 1992 censuses, see appendix A. For information on geographic areas followed by ▲, see appendix F]

SIC code	Geographic area and kind of business	Establishments (number)	Sales (\$1,000)	Annual payroll (\$1,000)	Paid employees for pay period including March 12 (number)	Merchant wholesalers			Other operating types	
						Establishments (number)	Sales (\$1,000)	Annual payroll (\$1,000)	Paid employees for pay period including March 12 (number)	Establishments (number)
TOPEKA—Con.										
51	Nondurable goods—Con.									
517	Petroleum and petroleum products	9	(D)	(D)	BB	9	(D)	(D)	BB	—
518	Beer, wine, and distilled alcoholic beverages	5	(D)	(D)	CC	5	(D)	(D)	CC	—
519	Miscellaneous nondurable goods	14	(D)	(D)	CC	13	(D)	(D)	CC	1 (D)
WICHITA										
	Wholesale trade	796	3 656 972	253 771	9 632	683	2 135 830	201 193	8 002	113 1 521 142
50	Durable goods	578	1 667 194	174 808	6 536	512	1 277 511	147 573	5 776	66 389 683
501	Motor vehicles and motor vehicle parts and supplies	92	231 131	25 344	1 104	84	166 989	23 427	957	8 64 142
5012	Automobiles and other motor vehicles	17	(D)	(D)	EE	12	64 392	6 147	232	5 (D)
5013	Motor vehicle supplies and new parts	49	(D)	(D)	FF	46	79 953	14 099	537	3 (D)
5014	Tires and tubes	9	(D)	(D)	CC	9	(D)	(D)	CC	—
5015	Motor vehicle parts, used	17	(D)	(D)	BB	17	(D)	(D)	BB	—
502	Furniture and homefurnishings	24	(D)	(D)	EE	22	(D)	(D)	EE	2 (D)
5021	Furniture	11	41 902	5 244	154	9	(D)	(D)	CC	2 (D)
5023	Homefurnishings	13	(D)	(D)	CC	13	(D)	(D)	CC	—
503	Lumber and other construction materials	44	(D)	(D)	EE	38	(D)	(D)	EE	6 16 486
5031	Lumber, plywood, millwork, and wood panels	14	48 664	4 598	155	13	(D)	(D)	CC	1 (D)
5032	Brick, stone, and related construction materials	6	9 764	883	36	5	(D)	(D)	BB	1 (D)
5033	Roofing, siding, and insulation materials	10	(D)	(D)	BB	9	(D)	(D)	BB	1 (D)
5039	Construction materials, n.e.c.	14	29 897	3 789	240	11	(D)	(D)	CC	3 (D)
504	Professional and commercial equipment and supplies	95	(D)	(D)	GG	83	(D)	(D)	FF	12 (D)
5043	Photographic equipment and supplies	—	—	—	—	—	—	—	—	—
5044	Office equipment	20	43 606	10 113	326	19	(D)	(D)	EE	1 (D)
5045	Computers and computer peripheral equipment and software	32	130 983	17 992	466	26	(D)	(D)	CC	6 (D)
5046	Commercial equipment, n.e.c.	16	(D)	(D)	BB	15	(D)	(D)	BB	1 (D)
5047	Medical, dental, and hospital equipment and supplies	18	43 252	5 361	146	14	(D)	(D)	CC	4 (D)
5048	Ophthalmic goods	2	(D)	(D)	AA	2	(D)	(D)	AA	—
5049	Professional equipment and supplies, n.e.c.	7	(D)	(D)	BB	7	(D)	(D)	BB	—
505	Metals and minerals, except petroleum	17	(D)	(D)	EE	14	(D)	(D)	EE	3 11 745
5051	Metals service centers and offices	17	(D)	(D)	EE	14	(D)	(D)	EE	3 11 745
5052	Coal and other minerals and ores	—	—	—	—	—	—	—	—	—
506	Electrical goods	55	(D)	(D)	FF	42	(D)	(D)	EE	13 (D)
5063	Electrical apparatus and equipment, wiring supplies, and construction materials	27	106 441	9 056	323	21	86 226	7 602	284	6 20 215
5064	Electrical appliances, television and radio sets	8	9 862	723	47	8	9 862	723	47	—
5065	Electronic parts and equipment, n.e.c.	20	(D)	(D)	CC	13	(D)	(D)	BB	7 (D)
507	Hardware, and plumbing and heating equipment and supplies	43	(D)	(D)	EE	39	82 427	8 236	323	4 (D)
5072	Hardware	11	14 332	2 143	80	9	(D)	(D)	BB	2 (D)
5074	Plumbing and heating equipment and supplies (hydronics)	13	43 196	3 251	130	12	(D)	(D)	CC	1 (D)
5075	Warm air heating and air-conditioning equipment and supplies	15	32 521	3 776	130	14	(D)	(D)	CC	1 (D)
5078	Refrigeration equipment and supplies	4	(D)	(D)	AA	4	(D)	(D)	AA	—
508	Machinery, equipment, and supplies	170	(D)	(D)	GG	154	433 158	51 807	1 909	16 (D)
5082	Construction and mining (except petroleum) machinery and equipment	14	(D)	(D)	EE	14	(D)	(D)	EE	—
5083	Farm and garden machinery and equipment	10	30 622	2 819	119	8	(D)	(D)	CC	2 (D)
5084	Industrial machinery and equipment	47	(D)	(D)	EE	41	68 809	8 619	321	6 (D)
5085	Industrial supplies	40	132 690	14 312	517	38	(D)	(D)	FF	2 (D)
5087	Service establishment equipment and supplies	24	35 517	6 487	268	24	35 517	6 487	268	—
5088	Transportation equipment and supplies, except motor vehicles	35	(D)	(D)	EE	29	(D)	(D)	EE	6 (D)
509	Miscellaneous durable goods	38	62 075	7 461	399	36	(D)	(D)	EE	2 (D)
5091	Sporting and recreational goods and supplies	7	(D)	(D)	BB	7	(D)	(D)	BB	—
5092	Toys and hobby goods and supplies	2	(D)	(D)	BB	2	(D)	(D)	BB	—
5093	Scrap and waste materials	14	28 857	3 901	226	14	28 857	3 901	226	—
5094	Jewelry, watches, precious stones, and precious metals	3	(D)	(D)	AA	3	(D)	(D)	AA	—
5099	Durable goods, n.e.c.	12	(D)	(D)	BB	10	9 079	1 281	56	2 (D)
51	Nondurable goods	218	1 989 778	78 963	3 096	171	858 319	53 620	2 226	47 1 131 459
511	Paper and paper products	32	102 984	12 021	507	27	91 941	11 202	476	5 11 043
5111	Printing and writing paper	6	32 813	3 012	96	6	32 813	3 012	96	—
5112	Stationery and office supplies	19	(D)	(D)	EE	15	(D)	(D)	CC	4 (D)
5113	Industrial and personal service paper	7	(D)	(D)	CC	6	(D)	(D)	CC	1 (D)
512	Drugs, drug proprietaries, and druggists' sundries	11	(D)	(D)	BB	10	(D)	(D)	BB	1 (D)
5122	Drugs, drug proprietaries, and druggists' sundries	11	(D)	(D)	BB	10	(D)	(D)	BB	1 (D)
513	Apparel, piece goods, and notions	7	(D)	(D)	BB	6	(D)	(D)	BB	1 (D)
5131	Piece goods, notions, and other dry goods	2	(D)	(D)	BB	2	(D)	(D)	BB	—
5136	Men's and boys' clothing and furnishings	1	(D)	(D)	AA	—	—	—	—	1 (D)
5137	Women's, children's, and infants' clothing and accessories	4	2 203	603	7	4	2 203	603	7	—
5139	Footwear	—	—	—	—	—	—	—	—	—

Table 5. Summary Statistics for Places With 200 Establishments or More: 1992—Con.

[For meaning of abbreviations and symbols, see introductory text. For explanation of terms and comparability of 1987 and 1992 censuses, see appendix A. For information on geographic areas followed by ▲, see appendix F]

SIC code	Geographic area and kind of business	Estab-lish-ments (number)	Sales (\$1,000)	Annual payroll (\$1,000)	Paid employees for pay period including March 12 (number)	Merchant wholesalers			Other operating types		
						Estab-lish-ments (number)	Sales (\$1,000)	Annual payroll (\$1,000)	Paid employees for pay period including March 12 (number)	Estab-lish-ments (number)	Sales (\$1,000)
WICHITA—Con.											
51	Nondurable goods—Con.										
514	Groceries and related products	55	501 898	25 759	1 120	35	191 540	12 415	539	20	310 358
5141	Groceries, general line	4	64 878	1 382	64	2	(D)	(D)	AA	2	(D)
5142	Packaged frozen foods	6	25 151	2 250	108	4	(D)	(D)	CC	2	(D)
5143	Dairy products, except dried or canned	3	(D)	(D)	BB	2	(D)	(D)	AA	1	(D)
5144	Poultry and poultry products	1	(D)	(D)	AA	1	(D)	(D)	AA	—	—
5145	Confectionery	6	(D)	(D)	EE	4	(D)	(D)	AA	2	(D)
5146	Fish and seafoods	1	(D)	(D)	AA	1	(D)	(D)	AA	—	—
5147	Meats and meat products	9	(D)	(D)	CC	6	85 889	1 808	79	3	(D)
5148	Fresh fruits and vegetables	4	(D)	(D)	BB	3	(D)	(D)	AA	1	(D)
5149	Groceries and related products, n.e.c.	21	(D)	(D)	EE	12	(D)	(D)	EE	9	71 348
515	Farm-product raw materials	7	73 726	713	29	7	73 726	713	29	—	—
5153	Grain and field beans	6	(D)	(D)	BB	6	(D)	(D)	BB	—	—
5154	Livestock	—	—	—	—	—	—	—	—	—	—
5159	Farm-product raw materials, n.e.c.	1	(D)	(D)	AA	1	(D)	(D)	AA	—	—
516	Chemicals and allied products	28	137 409	8 422	282	22	(D)	(D)	CC	6	(D)
5162	Plastics materials and basic forms and shapes	5	(D)	(D)	BB	4	(D)	(D)	BB	1	(D)
5169	Chemicals and allied products, n.e.c.	23	(D)	(D)	CC	18	(D)	(D)	CC	5	(D)
517	Petroleum and petroleum products	23	(D)	(D)	EE	19	(D)	(D)	CC	4	(D)
5171	Petroleum bulk stations and terminals	10	(D)	(D)	CC	7	(D)	(D)	CC	3	(D)
5172	Petroleum and petroleum products wholesalers, except bulk stations and terminals	13	(D)	(D)	BB	12	194 916	2 219	66	1	(D)
518	Beer, wine, and distilled alcoholic beverages	8	(D)	(D)	EE	8	(D)	(D)	EE	—	—
5181	Beer and ale	5	(D)	(D)	CC	5	(D)	(D)	CC	—	—
5182	Wine and distilled alcoholic beverages	3	32 895	3 002	118	3	32 895	3 002	118	—	—
519	Miscellaneous nondurable goods	47	(D)	(D)	EE	37	(D)	(D)	EE	10	(D)
5191	Farm supplies	10	116 482	5 619	168	8	(D)	(D)	BB	2	(D)
5192	Books, periodicals, and newspapers	6	(D)	(D)	BB	5	(D)	(D)	BB	1	(D)
5193	Flowers, nursery stock, and florists' supplies	6	(D)	(D)	CC	6	(D)	(D)	CC	—	—
5194	Tobacco and tobacco products	2	(D)	(D)	AA	2	(D)	(D)	AA	—	—
5198	Paints, varnishes, and supplies	11	(D)	(D)	BB	5	(D)	(D)	BB	6	6 519
5199	Nondurable goods, n.e.c.	12	(D)	(D)	BB	11	(D)	(D)	BB	1	(D)

Table 6. Summary Statistics for Counties With 200 Establishments or More: 1992

[For meaning of abbreviations and symbols, see introductory text. For explanation of terms and comparability of 1987 and 1992 censuses, see appendix A. For information on geographic areas followed by ▲, see appendix F]

SIC code	Geographic area and kind of business	Estab-lish-ments (number)	Sales (\$1,000)	Annual payroll (\$1,000)	Paid employees for pay period including March 12 (number)	Merchant wholesalers			Other operating types		
						Estab-lish-ments (number)	Sales (\$1,000)	Annual payroll (\$1,000)	Paid employees for pay period including March 12 (number)	Estab-lish-ments (number)	Sales (\$1,000)
JOHNSON COUNTY											
	Wholesale trade	1 472	16 132 476	560 786	16 572	929	5 920 595	334 155	10 982	543	10 211 881
50	Durable goods	1 067	7 742 794	365 377	10 866	683	2 141 139	241 065	7 991	384	5 601 655
501	Motor vehicles and motor vehicle parts and supplies	80	3 399 538	24 789	699	48	219 113	10 872	404	32	3 180 425
5012	Automobiles and other motor vehicles	24	2 803 540	8 354	192	12	(D)	(D)	BB	12	(D)
5013	Motor vehicle supplies and new parts	45	(D)	(D)	EE	28	(D)	(D)	CC	17	177 946
5014	Tires and tubes	8	(D)	(D)	CC	5	(D)	(D)	CC	3	(D)
5015	Motor vehicle parts, used	3	1 777	244	14	3	1 777	244	14	—	—
502	Furniture and homefurnishings	71	165 310	10 465	387	49	(D)	(D)	EE	22	(D)
5021	Furniture	28	82 478	4 400	153	17	(D)	(D)	CC	11	(D)
5023	Homefurnishings	43	82 832	6 065	234	32	47 035	4 689	196	11	35 797
503	Lumber and other construction materials	61	232 081	19 366	625	38	(D)	(D)	EE	23	(D)
5031	Lumber, plywood, millwork, and wood panels	23	100 063	12 288	397	19	86 123	11 823	379	4	13 940
5032	Brick, stone, and related construction materials	14	(D)	(D)	BB	8	(D)	(D)	BB	6	(D)
5033	Roofing, siding, and insulation materials	11	(D)	(D)	BB	8	26 365	2 142	63	3	(D)
5039	Construction materials, n.e.c.	13	(D)	(D)	BB	3	(D)	(D)	BB	10	(D)
504	Professional and commercial equipment and supplies	205	873 512	101 197	2 751	151	421 493	55 827	1 859	54	452 019
5043	Photographic equipment and supplies	7	125 483	7 803	227	6	(D)	(D)	BB	1	(D)
5044	Office equipment	29	139 385	27 746	673	21	33 847	8 278	318	8	105 538
5045	Computers and computer peripheral equipment and software	83	254 400	24 900	690	66	168 995	15 073	489	17	85 405
5046	Commercial equipment, n.e.c.	20	58 645	2 901	87	11	(D)	(D)	BB	9	(D)
5047	Medical, dental, and hospital equipment and supplies	52	216 291	23 925	555	38	(D)	(D)	EE	14	(D)
5048	Ophthalmic goods	3	(D)	(D)	CC	2	(D)	(D)	CC	1	(D)
5049	Professional equipment and supplies, n.e.c.	11	(D)	(D)	EE	7	(D)	(D)	EE	4	(D)

Table 6. Summary Statistics for Counties With 200 Establishments or More: 1992—Con.

[For meaning of abbreviations and symbols, see introductory text. For explanation of terms and comparability of 1987 and 1992 censuses, see appendix A. For information on geographic areas followed by ▲, see appendix F]

SIC code	Geographic area and kind of business	Establishments (number)	Sales (\$1,000)	Annual payroll (\$1,000)	Paid employees for pay period including March 12 (number)	Merchant wholesalers				Other operating types	
						Establishments (number)	Sales (\$1,000)	Annual payroll (\$1,000)	Paid employees for pay period including March 12 (number)	Establishments (number)	Sales (\$1,000)
JOHNSON COUNTY—Con.											
50	Durable goods—Con.										
505	Metals and minerals, except petroleum -----	26	464 587	4 467	136	12	30 249	2 019	66	14	434 338
5051	Metals service centers and offices -----	25	(D)	(D)	CC	11	(D)	(D)	BB	14	434 338
5052	Coal and other minerals and ores -----	1	(D)	(D)	AA	1	(D)	(D)	AA	-	-
506	Electrical goods -----	204	1 181 752	87 009	2 501	115	538 126	59 274	1 807	89	643 626
5063	Electrical apparatus and equipment, wiring supplies, and construction materials -----	82	274 797	16 811	536	44	(D)	(D)	EE	38	(D)
5064	Electrical appliances, television and radio sets -----	27	(D)	(D)	EE	13	(D)	(D)	CC	14	(D)
5065	Electronic parts and equipment, n.e.c. -----	95	(D)	(D)	GG	58	(D)	(D)	GG	37	(D)
507	Hardware, and plumbing and heating equipment and supplies -----	107	350 329	25 734	746	62	114 785	16 587	543	45	235 544
5072	Hardware -----	41	149 285	12 446	373	21	(D)	(D)	EE	20	(D)
5074	Plumbing and heating equipment and supplies (hydronics) -----	41	147 250	7 579	221	23	36 172	4 666	151	18	111 078
5075	Warm air heating and air-conditioning equipment and supplies -----	20	(D)	(D)	CC	15	26 037	4 384	114	5	(D)
5078	Refrigeration equipment and supplies -----	5	(D)	(D)	BB	3	(D)	(D)	BB	2	(D)
508	Machinery, equipment, and supplies -----	228	673 894	55 282	1 722	150	356 830	41 931	1 347	78	317 064
5082	Construction and mining (except petroleum) machinery and equipment -----	12	(D)	(D)	CC	12	(D)	(D)	CC	-	-
5083	Farm and garden machinery and equipment -----	17	(D)	(D)	CC	14	(D)	(D)	BB	3	(D)
5084	Industrial machinery and equipment -----	106	299 280	24 862	717	60	132 464	15 563	483	46	166 816
5085	Industrial supplies -----	67	215 388	14 632	432	40	(D)	(D)	EE	27	(D)
5087	Service establishment equipment and supplies -----	17	(D)	(D)	CC	15	(D)	(D)	CC	2	(D)
5088	Transportation equipment and supplies, except motor vehicles -----	9	60 918	3 983	135	9	60 918	3 983	135	-	-
509	Miscellaneous durable goods -----	85	401 791	37 068	1 299	58	(D)	(D)	GG	27	(D)
5091	Sporting and recreational goods and supplies -----	30	249 110	22 132	822	18	(D)	(D)	FF	12	(D)
5092	Toys and hobby goods and supplies -----	14	(D)	(D)	BB	11	25 485	2 188	63	3	(D)
5093	Scrap and waste materials -----	7	3 970	472	17	6	(D)	(D)	AA	1	(D)
5094	Jewelry, watches, precious stones, and precious metals -----	13	(D)	(D)	EE	12	67 649	10 010	301	1	(D)
5099	Durable goods, n.e.c. -----	21	(D)	(D)	BB	11	(D)	(D)	BB	10	(D)
51	Nondurable goods-----	405	8 389 682	195 409	5 706	246	3 779 456	93 090	2 991	159	4 610 226
511	Paper and paper products -----	68	295 476	15 085	578	41	83 208	7 955	389	27	212 268
5111	Printing and writing paper -----	11	(D)	(D)	CC	6	35 757	3 644	162	5	(D)
5112	Stationery and office supplies -----	39	(D)	(D)	EE	27	31 469	2 907	194	12	(D)
5113	Industrial and personal service paper -----	18	123 036	3 855	90	8	15 982	1 404	33	10	107 054
512	Drugs, drug proprietaries, and druggists' sundries ---	10	(D)	(D)	EE	6	(D)	(D)	BB	4	(D)
5122	Drugs, drug proprietaries, and druggists' sundries -	10	(D)	(D)	EE	6	(D)	(D)	BB	4	(D)
513	Apparel, piece goods, and notions -----	39	(D)	(D)	CC	27	(D)	(D)	CC	12	(D)
5131	Piece goods, notions, and other dry goods -----	11	(D)	(D)	BB	7	(D)	(D)	BB	4	(D)
5136	Men's and boys' clothing and furnishings -----	15	(D)	(D)	CC	12	46 224	4 749	115	3	(D)
5137	Women's, children's, and infants' clothing and accessories -----	12	(D)	(D)	BB	7	(D)	(D)	AA	5	(D)
5139	Footwear -----	1	(D)	(D)	AA	1	(D)	(D)	AA	-	-
514	Groceries and related products -----	96	(D)	(D)	HH	40	(D)	(D)	GG	56	(D)
5141	Groceries, general line -----	12	406 384	23 456	712	4	(D)	(D)	FF	8	(D)
5142	Packaged frozen foods -----	11	547 033	15 827	427	3	(D)	(D)	CC	8	(D)
5143	Dairy products, except dried or canned -----	5	(D)	(D)	CC	2	(D)	(D)	BB	3	(D)
5144	Poultry and poultry products -----	2	(D)	(D)	AA	1	(D)	(D)	AA	1	(D)
5145	Confectionery -----	8	(D)	(D)	CC	4	(D)	(D)	BB	4	53 813
5146	Fish and seafoods -----	2	(D)	(D)	AA	2	(D)	(D)	AA	-	-
5147	Meats and meat products -----	6	(D)	(D)	BB	5	(D)	(D)	BB	1	(D)
5148	Fresh fruits and vegetables -----	8	(D)	(D)	BB	6	(D)	(D)	BB	2	(D)
5149	Groceries and related products, n.e.c. -----	42	1 467 511	38 941	1 129	13	59 763	1 905	65	29	1 407 748
515	Farm-product raw materials -----	22	2 450 688	15 780	375	16	2 257 576	14 608	360	6	193 112
5153	Grain and field beans -----	19	(D)	(D)	EE	16	2 257 576	14 608	360	3	(D)
5154	Livestock -----	2	(D)	(D)	AA	-	-	-	-	2	(D)
5159	Farm-product raw materials, n.e.c. -----	1	(D)	(D)	AA	-	-	-	-	1	(D)
516	Chemicals and allied products -----	43	239 428	14 552	417	31	87 277	8 830	278	12	152 151
5162	Plastics materials and basic forms and shapes ---	12	(D)	(D)	BB	10	51 755	2 987	84	2	(D)
5169	Chemicals and allied products, n.e.c. -----	31	(D)	(D)	EE	21	35 522	5 843	194	10	(D)
517	Petroleum and petroleum products -----	11	991 086	3 498	67	7	(D)	(D)	BB	4	(D)
5171	Petroleum bulk stations and terminals -----	5	(D)	(D)	BB	5	(D)	(D)	BB	-	-
5172	Petroleum and petroleum products wholesalers, except bulk stations and terminals -----	6	(D)	(D)	BB	2	(D)	(D)	AA	4	(D)
518	Beer, wine, and distilled alcoholic beverages -----	4	91 103	7 789	276	3	(D)	(D)	EE	1	(D)
5181	Beer and ale -----	2	(D)	(D)	CC	2	(D)	(D)	CC	-	-
5182	Wine and distilled alcoholic beverages -----	2	(D)	(D)	BB	1	(D)	(D)	BB	1	(D)
519	Miscellaneous nondurable goods -----	112	(D)	(D)	FF	75	370 180	10 193	408	37	(D)
5191	Farm supplies -----	17	269 023	4 568	143	15	(D)	(D)	CC	2	(D)
5192	Books, periodicals, and newspapers -----	17	79 456	3 379	189	8	(D)	(D)	BB	9	(D)
5193	Flowers, nursery stock, and florists' supplies ---	10	4 215	596	33	9	(D)	(D)	BB	1	(D)
5194	Tobacco and tobacco products -----	1	(D)	(D)	AA	1	(D)	(D)	AA	-	-
5198	Paints, varnishes, and supplies -----	15	(D)	(D)	BB	8	(D)	(D)	BB	7	66 638
5199	Nondurable goods, n.e.c. -----	52	(D)	(D)	CC	34	(D)	(D)	CC	18	(D)

Table 6. Summary Statistics for Counties With 200 Establishments or More: 1992—Con.

[For meaning of abbreviations and symbols, see introductory text. For explanation of terms and comparability of 1987 and 1992 censuses, see appendix A. For information on geographic areas followed by ▲, see appendix F]

SIC code	Geographic area and kind of business	Estab-lish-ments (number)	Sales (\$1,000)	Annual payroll (\$1,000)	Paid employees for pay period including March 12 (number)	Merchant wholesalers			Other operating types		
						Estab-lish-ments (number)	Sales (\$1,000)	Annual payroll (\$1,000)	Paid employees for pay period including March 12 (number)	Estab-lish-ments (number)	Sales (\$1,000)
SEDGWICK COUNTY											
	Wholesale trade	890	4 435 639	308 236	11 153	765	2 397 049	216 294	8 607	125	2 038 590
50	Durable goods	639	2 289 737	223 140	7 796	564	1 408 751	157 056	6 143	75	880 986
501	Motor vehicles and motor vehicle parts and supplies	105	250 093	27 820	1 221	97	185 951	25 903	1 074	8	64 142
5012	Automobiles and other motor vehicles	20	124 281	8 569	405	15	(D)	(D)	EE	5	(D)
5013	Motor vehicle supplies and new parts	52	98 538	15 369	583	49	(D)	(D)	FF	3	(D)
5014	Tires and tubes	9	(D)	(D)	CC	9	(D)	(D)	CC	—	—
5015	Motor vehicle parts, used	24	(D)	(D)	CC	24	(D)	(D)	CC	—	—
502	Furniture and home furnishings	25	(D)	(D)	EE	23	(D)	(D)	EE	2	(D)
5021	Furniture	11	41 902	5 244	154	9	(D)	(D)	CC	2	(D)
5023	Home furnishings	14	(D)	(D)	CC	14	(D)	(D)	CC	—	—
503	Lumber and other construction materials	47	202 890	13 986	530	41	186 404	12 816	487	6	16 486
5031	Lumber, plywood, millwork, and wood panels	15	(D)	(D)	CC	14	112 168	6 611	187	1	(D)
5032	Brick, stone, and related construction materials	8	(D)	(D)	BB	7	8 559	904	41	1	(D)
5033	Roofing, siding, and insulation materials	10	(D)	(D)	BB	9	(D)	(D)	BB	1	(D)
5039	Construction materials, n.e.c.	14	29 897	3 789	240	11	(D)	(D)	CC	3	(D)
504	Professional and commercial equipment and supplies	103	249 210	37 240	1 101	89	(D)	(D)	FF	14	(D)
5043	Photographic equipment and supplies	—	—	—	—	—	—	—	—	—	—
5044	Office equipment	20	43 606	10 113	326	19	(D)	(D)	EE	1	(D)
5045	Computers and computer peripheral equipment and software	34	(D)	(D)	EE	27	(D)	(D)	CC	7	80 654
5046	Commercial equipment, n.e.c.	17	13 182	1 822	76	15	(D)	(D)	BB	2	(D)
5047	Medical, dental, and hospital equipment and supplies	21	(D)	(D)	CC	17	28 263	4 256	124	4	(D)
5048	Ophthalmic goods	3	6 693	270	22	3	6 693	270	22	—	—
5049	Professional equipment and supplies, n.e.c.	8	(D)	(D)	BB	8	(D)	(D)	BB	—	—
505	Metals and minerals, except petroleum	19	120 242	6 484	266	16	108 497	6 200	260	3	11 745
5051	Metals service centers and offices	19	120 242	6 484	266	16	108 497	6 200	260	3	11 745
5052	Coal and other minerals and ores	—	—	—	—	—	—	—	—	—	—
506	Electrical goods	62	181 145	14 352	520	45	113 405	10 718	418	17	67 740
5063	Electrical apparatus and equipment, wiring supplies, and construction materials	31	(D)	(D)	EE	23	(D)	(D)	EE	8	(D)
5064	Electrical appliances, television and radio sets	8	9 862	723	47	8	9 862	723	47	—	—
5065	Electronic parts and equipment, n.e.c.	23	(D)	(D)	CC	14	(D)	(D)	BB	9	(D)
507	Hardware, and plumbing and heating equipment and supplies	46	(D)	(D)	EE	42	(D)	(D)	EE	4	(D)
5072	Hardware	11	14 332	2 143	80	9	(D)	(D)	BB	2	(D)
5074	Plumbing and heating equipment and supplies (hydronics)	15	(D)	(D)	CC	14	41 115	3 245	134	1	(D)
5075	Warm air heating and air-conditioning equipment and supplies	15	32 521	3 776	130	14	(D)	(D)	CC	1	(D)
5078	Refrigeration equipment and supplies	5	(D)	(D)	AA	5	(D)	(D)	AA	—	—
508	Machinery, equipment, and supplies	189	1 046 927	96 035	3 009	170	(D)	(D)	GG	19	(D)
5082	Construction and mining (except petroleum) machinery and equipment	14	(D)	(D)	EE	14	(D)	(D)	EE	—	—
5083	Farm and garden machinery and equipment	20	(D)	(D)	CC	18	47 061	4 956	211	2	(D)
5084	Industrial machinery and equipment	49	94 962	10 172	365	43	(D)	(D)	EE	6	(D)
5085	Industrial supplies	42	(D)	(D)	FF	40	(D)	(D)	FF	2	(D)
5087	Service establishment equipment and supplies	25	(D)	(D)	EE	25	(D)	(D)	EE	—	—
5088	Transportation equipment and supplies, except motor vehicles	39	655 771	51 779	1 321	30	110 257	12 702	416	9	545 514
509	Miscellaneous durable goods	43	(D)	(D)	EE	41	54 749	7 559	400	2	(D)
5091	Sporting and recreational goods and supplies	7	(D)	(D)	BB	7	(D)	(D)	BB	—	—
5092	Toys and hobby goods and supplies	4	(D)	(D)	BB	4	(D)	(D)	BB	—	—
5093	Scrap and waste materials	17	(D)	(D)	CC	17	(D)	(D)	CC	—	—
5094	Jewelry, watches, precious stones, and precious metals	3	(D)	(D)	AA	3	(D)	(D)	AA	—	—
5099	Durable goods, n.e.c.	12	(D)	(D)	BB	10	9 079	1 281	56	2	(D)
51	Nondurable goods	251	2 145 902	85 096	3 357	201	988 298	59 238	2 464	50	1 157 604
511	Paper and paper products	33	(D)	(D)	FF	27	91 941	11 202	476	6	(D)
5111	Printing and writing paper	6	32 813	3 012	96	6	32 813	3 012	96	—	—
5112	Stationery and office supplies	20	(D)	(D)	EE	15	(D)	(D)	CC	5	(D)
5113	Industrial and personal service paper	7	(D)	(D)	CC	6	(D)	(D)	CC	1	(D)
512	Drugs, drug proprietaries, and druggists' sundries	11	(D)	(D)	BB	10	(D)	(D)	BB	1	(D)
5122	Drugs, drug proprietaries, and druggists' sundries	11	(D)	(D)	BB	10	(D)	(D)	BB	1	(D)
513	Apparel, piece goods, and notions	10	(D)	(D)	BB	9	6 574	1 198	45	1	(D)
5131	Piece goods, notions, and other dry goods	2	(D)	(D)	BB	2	(D)	(D)	BB	—	—
5136	Men's and boys' clothing and furnishings	2	(D)	(D)	AA	1	(D)	(D)	AA	1	(D)
5137	Women's, children's, and infants' clothing and accessories	6	(D)	(D)	AA	6	(D)	(D)	AA	—	—
5139	Footwear	—	—	—	—	—	—	—	—	—	—
514	Groceries and related products	57	(D)	(D)	GG	36	(D)	(D)	FF	21	(D)
5141	Groceries, general line	5	(D)	(D)	BB	2	(D)	(D)	AA	3	(D)
5142	Packaged frozen foods	7	(D)	(D)	CC	5	(D)	(D)	CC	2	(D)
5143	Dairy products, except dried or canned	3	(D)	(D)	BB	2	(D)	(D)	AA	1	(D)
5144	Poultry and poultry products	1	(D)	(D)	AA	1	(D)	(D)	AA	—	—
5145	Confectionery	6	(D)	(D)	EE	4	(D)	(D)	AA	2	(D)

Table 6. Summary Statistics for Counties With 200 Establishments or More: 1992—Con.

[For meaning of abbreviations and symbols, see introductory text. For explanation of terms and comparability of 1987 and 1992 censuses, see appendix A. For information on geographic areas followed by ▲, see appendix F]

SIC code	Geographic area and kind of business	Establishments (number)	Sales (\$1,000)	Annual payroll (\$1,000)	Paid employees for pay period including March 12 (number)	Merchant wholesalers			Other operating types	
						Establishments (number)	Sales (\$1,000)	Annual payroll (\$1,000)	Paid employees for pay period including March 12 (number)	Establishments (number)
SEDGWICK COUNTY—Con.										
51	Nondurable goods—Con.									
514	Groceries and related products—Con.									
5146	Fish and seafoods	1	(D)	(D)	AA	1	(D)	(D)	AA	—
5147	Meats and meat products	9	(D)	(D)	CC	6	85 889	1 808	79	3 (D)
5148	Fresh fruits and vegetables	4	(D)	(D)	BB	3	(D)	(D)	AA	1 (D)
5149	Groceries and related products, n.e.c.	21	(D)	(D)	EE	12	(D)	(D)	EE	9 71 348
515	Farm-product raw materials	19	151 257	3 745	141	19	151 257	3 745	141	—
5153	Grain and field beans	18	(D)	(D)	CC	18	(D)	(D)	CC	—
5154	Livestock	—	—	—	—	—	—	—	—	—
5159	Farm-product raw materials, n.e.c.	1	(D)	(D)	AA	1	(D)	(D)	AA	—
516	Chemicals and allied products	29	(D)	(D)	EE	23	(D)	(D)	CC	6 (D)
5162	Plastics materials and basic forms and shapes ...	5	(D)	(D)	BB	4	(D)	(D)	BB	1 (D)
5169	Chemicals and allied products, n.e.c.	24	(D)	(D)	EE	19	39 457	4 889	185	5 (D)
517	Petroleum and petroleum products	26	895 272	9 230	291	21	(D)	(D)	CC	5 (D)
5171	Petroleum bulk stations and terminals	12	(D)	(D)	CC	8	(D)	(D)	CC	4 (D)
5172	Petroleum and petroleum products wholesalers, except bulk stations and terminals	14	(D)	(D)	BB	13	(D)	(D)	BB	1 (D)
518	Beer, wine, and distilled alcoholic beverages	8	(D)	(D)	EE	8	(D)	(D)	EE	—
5181	Beer and ale	5	(D)	(D)	CC	5	(D)	(D)	CC	—
5182	Wine and distilled alcoholic beverages	3	32 895	3 002	118	3	32 895	3 002	118	—
519	Miscellaneous nondurable goods	58	237 008	12 906	562	48	(D)	(D)	EE	10 (D)
5191	Farm supplies	17	150 513	6 846	218	15	(D)	(D)	CC	2 (D)
5192	Books, periodicals, and newspapers	6	(D)	(D)	BB	5	(D)	(D)	BB	1 (D)
5193	Flowers, nursery stock, and florists' supplies	7	12 034	1 584	118	7	12 034	1 584	118	—
5194	Tobacco and tobacco products	2	(D)	(D)	AA	2	(D)	(D)	AA	—
5198	Paints, varnishes, and supplies	11	(D)	(D)	BB	5	(D)	(D)	BB	6 6 519
5199	Nondurable goods, n.e.c.	15	(D)	(D)	BB	14	(D)	(D)	BB	1 (D)
SHAWNEE COUNTY (Coextensive with Topeka, KS MSA; see table 7.)										
WYANDOTTE COUNTY										
	Wholesale trade	349	4 326 782	214 452	7 436	292	(D)	(D)	II	57 (D)
50	Durable goods	251	1 188 829	94 344	3 307	215	(D)	(D)	HH	36 (D)
501	Motor vehicles and motor vehicle parts and supplies	57	497 766	21 985	902	49	462 556	20 166	837	8 35 210
502	Furniture and homefurnishings	9	11 713	2 371	73	8	(D)	(D)	BB	1 (D)
503	Lumber and other construction materials	22	172 881	10 150	282	17	(D)	(D)	CC	5 (D)
504	Professional and commercial equipment and supplies	28	(D)	(D)	EE	24	(D)	(D)	EE	4 13 172
505	Metals and minerals, except petroleum	7	(D)	(D)	CC	7	(D)	(D)	CC	—
506	Electrical goods	19	(D)	(D)	CC	12	(D)	(D)	CC	7 49 845
507	Hardware, and plumbing and heating equipment and supplies	23	(D)	(D)	EE	18	(D)	(D)	EE	5 24 232
508	Machinery, equipment, and supplies	65	(D)	(D)	FF	60	(D)	(D)	FF	5 (D)
509	Miscellaneous durable goods	21	(D)	(D)	EE	20	(D)	(D)	EE	1 (D)
51	Nondurable goods	98	3 137 953	120 108	4 129	77	(D)	(D)	HH	21 (D)
511	Paper and paper products	14	(D)	(D)	CC	11	(D)	(D)	CC	3 90 869
512	Drugs, drug proprietaries, and druggists' sundries ...	1	(D)	(D)	AA	1	(D)	(D)	AA	—
513	Apparel, piece goods, and notions	7	(D)	(D)	CC	4	(D)	(D)	BB	3 (D)
514	Groceries and related products	28	(D)	(D)	HH	20	(D)	(D)	HH	8 (D)
515	Farm-product raw materials	8	364 644	3 120	126	8	364 644	3 120	126	—
516	Chemicals and allied products	14	(D)	(D)	CC	10	(D)	(D)	CC	4 15 497
517	Petroleum and petroleum products	14	129 876	12 955	439	12	(D)	(D)	EE	2 (D)
518	Beer, wine, and distilled alcoholic beverages	2	(D)	(D)	BB	2	(D)	(D)	BB	—
519	Miscellaneous nondurable goods	10	(D)	(D)	BB	9	(D)	(D)	BB	1 (D)

Table 7. Summary Statistics for Metropolitan Areas: 1992

[For meaning of abbreviations and symbols, see introductory text. For explanation of terms and comparability of 1987 and 1992 censuses, see appendix A. For definitions of CMSA's, MSA's, and PMSA's, see appendix D]

SIC code	Geographic area and kind of business	Estab-lish-ments (number)	Sales (\$1,000)	Annual payroll (\$1,000)	Paid employees for pay period including March 12 (number)	Merchant wholesalers			Other operating types		
						Estab-lish-ments (number)	Sales (\$1,000)	Annual payroll (\$1,000)	Paid employees for pay period including March 12 (number)	Estab-lish-ments (number)	Sales (\$1,000)
KANSAS CITY, MO-KS MSA											
	Wholesale trade	4 016	38 220 013	1 642 902	53 736	3 036	18 479 060	1 132 636	40 112	980	19 740 953
50	Durable goods	2 776	19 659 175	1 048 265	33 622	2 115	8 149 258	763 249	26 693	661	11 509 917
501	Motor vehicles and motor vehicle parts and supplies	406	8 425 577	136 992	5 053	344	2 199 167	109 027	4 127	62	6 226 410
5012	Automobiles and other motor vehicles	88	6 770 830	63 036	2 037	68	1 038 448	45 905	1 417	20	5 732 382
5013	Motor vehicle supplies and new parts	223	1 294 295	53 262	2 225	189	(D)	(D)	GG	34	(D)
5014	Tires and tubes	32	334 849	15 540	497	24	(D)	(D)	EE	8	(D)
5015	Motor vehicle parts, used	63	25 603	5 154	294	63	25 603	5 154	294	-	-
502	Furniture and homefurnishings	160	562 428	52 418	1 965	123	405 537	46 069	1 784	37	156 891
5021	Furniture	65	189 618	16 250	604	46	107 722	13 587	535	19	81 896
5023	Homefurnishings	95	372 810	36 168	1 361	77	297 815	32 482	1 249	18	74 995
503	Lumber and other construction materials	161	1 118 060	67 887	2 250	118	849 206	56 924	1 915	43	268 854
5031	Lumber, plywood, millwork, and wood panels	66	716 616	41 060	1 363	59	665 284	39 479	1 320	7	51 332
5032	Brick, stone, and related construction materials	30	127 123	8 319	275	21	46 661	5 281	189	9	80 462
5033	Roofing, siding, and insulation materials	31	185 298	10 756	310	22	106 676	9 027	260	9	78 622
5039	Construction materials, n.e.c.	34	89 023	7 752	302	16	30 585	3 137	146	18	58 438
504	Professional and commercial equipment and supplies	432	1 971 105	225 836	6 217	345	945 162	120 313	4 210	87	1 025 943
5043	Photographic equipment and supplies	19	143 296	9 307	300	17	(D)	(D)	CC	2	(D)
5044	Office equipment	76	225 774	44 542	1 311	65	116 436	24 863	948	11	109 338
5045	Computers and computer peripheral equipment and software	132	786 279	87 978	1 926	106	271 789	26 023	866	26	514 490
5046	Commercial equipment, n.e.c.	53	124 251	9 925	325	38	52 296	7 592	272	15	71 955
5047	Medical, dental, and hospital equipment and supplies	117	536 517	50 209	1 369	91	321 134	34 173	1 002	26	215 383
5048	Ophthalmic goods	14	40 576	7 929	303	12	(D)	(D)	EE	2	(D)
5049	Professional equipment and supplies, n.e.c.	21	114 412	15 946	683	16	(D)	(D)	FF	5	(D)
505	Metals and minerals, except petroleum	89	824 212	36 316	1 203	62	348 605	30 915	998	27	475 607
5051	Metals service centers and offices	87	(D)	(D)	GG	60	(D)	(D)	FF	27	475 607
5052	Coal and other minerals and ores	2	(D)	(D)	AA	2	(D)	(D)	AA	-	-
506	Electrical goods	395	2 197 116	160 109	4 679	244	1 026 825	108 342	3 428	151	1 170 291
5063	Electrical apparatus and equipment, wiring supplies, and construction materials	182	690 954	49 765	1 548	111	295 378	32 323	1 103	71	395 576
5064	Electrical appliances, television and radio sets	47	611 183	24 743	545	28	192 382	12 698	350	19	418 801
5065	Electronic parts and equipment, n.e.c.	166	894 979	85 601	2 586	105	539 065	63 321	1 975	61	355 914
507	Hardware, and plumbing and heating equipment and supplies	253	943 150	77 345	2 481	182	518 546	61 098	2 062	71	424 604
5072	Hardware	97	500 809	36 043	1 209	64	263 482	28 768	1 026	33	237 327
5074	Plumbing and heating equipment and supplies (hydronics)	95	290 444	21 082	685	67	142 706	16 256	552	28	147 738
5075	Warm air heating and air-conditioning equipment and supplies	46	108 125	15 616	438	40	85 090	13 718	396	6	23 035
5078	Refrigeration equipment and supplies	15	43 772	4 604	149	11	27 268	2 356	88	4	16 504
508	Machinery, equipment, and supplies	648	2 843 243	219 855	6 863	507	1 275 948	165 964	5 456	141	1 567 295
5082	Construction and mining (except petroleum) machinery and equipment	51	289 900	34 769	994	46	(D)	(D)	FF	5	(D)
5083	Farm and garden machinery and equipment	54	961 722	25 775	832	48	(D)	(D)	EE	6	(D)
5084	Industrial machinery and equipment	271	874 438	86 041	2 478	192	472 943	65 689	1 971	79	401 495
5085	Industrial supplies	158	491 323	47 144	1 574	119	324 810	39 854	1 381	39	166 513
5087	Service establishment equipment and supplies	74	100 005	15 047	624	69	71 398	14 169	608	5	28 607
5088	Transportation equipment and supplies, except motor vehicles	40	125 855	11 079	361	33	118 932	10 743	342	7	6 923
509	Miscellaneous durable goods	232	774 284	71 507	2 911	190	580 262	64 597	2 713	42	194 022
5091	Sporting and recreational goods and supplies	62	336 512	29 089	1 152	41	205 296	24 121	1 035	21	131 216
5092	Toys and hobby goods and supplies	28	60 232	3 737	143	24	34 774	3 181	110	4	25 458
5093	Scrap and waste materials	52	150 695	16 480	699	51	(D)	(D)	FF	1	(D)
5094	Jewelry, watches, precious stones, and precious metals	31	109 999	14 091	513	30	(D)	(D)	FF	1	(D)
5099	Durable goods, n.e.c.	59	116 846	8 110	404	44	(D)	(D)	EE	15	(D)
51	Nondurable goods	1 240	18 560 838	594 637	20 114	921	10 329 802	369 387	13 419	319	8 231 036
511	Paper and paper products	188	1 058 997	94 399	3 174	146	402 026	41 198	1 667	42	656 971
5111	Printing and writing paper	32	397 808	16 574	537	21	135 693	10 229	359	11	262 115
5112	Stationery and office supplies	108	425 926	58 910	2 077	90	160 080	16 845	860	18	265 846
5113	Industrial and personal service paper	48	235 263	18 915	560	35	106 253	14 124	448	13	129 010
512	Drugs, drug proprietaries, and druggists' sundries	39	1 946 640	44 459	1 072	30	913 197	14 310	529	9	1 033 443
5122	Drugs, drug proprietaries, and druggists' sundries	39	1 946 640	44 459	1 072	30	913 197	14 310	529	9	1 033 443
513	Apparel, piece goods, and notions	92	427 821	22 606	927	65	154 785	14 046	526	27	273 036
5131	Piece goods, notions, and other dry goods	27	146 941	5 631	215	18	31 582	3 223	122	9	115 359
5136	Men's and boys' clothing and furnishings	32	176 999	14 903	629	25	91 355	9 497	339	7	85 644
5137	Women's, children's, and infants' clothing and accessories	29	96 371	1 672	70	20	(D)	(D)	BB	9	(D)
5139	Footwear	4	7 510	400	13	2	(D)	(D)	AA	2	(D)
514	Groceries and related products	278	6 728 370	238 000	8 145	178	3 324 159	151 139	5 357	100	3 404 211
5141	Groceries, general line	31	1 819 542	66 852	2 132	21	(D)	(D)	GG	10	(D)
5142	Packaged frozen foods	30	790 345	35 052	1 078	18	489 862	25 560	780	12	300 483
5143	Dairy products, except dried or canned	17	358 310	8 566	313	13	(D)	(D)	CC	4	(D)
5144	Poultry and poultry products	12	53 547	2 023	108	9	21 217	1 225	84	3	32 330
5145	Confectionery	22	497 902	16 362	674	15	61 755	3 653	162	7	436 147

Table 7. Summary Statistics for Metropolitan Areas: 1992—Con.

[For meaning of abbreviations and symbols, see introductory text. For explanation of terms and comparability of 1987 and 1992 censuses, see appendix A. For definitions of CMSA's, MSA's, and PMSA's, see appendix D]

SIC code	Geographic area and kind of business	Estab-lish-ments (number)	Sales (\$1,000)	Annual payroll (\$1,000)	Paid employees for pay period including March 12 (number)	Merchant wholesalers			Other operating types	
						Estab-lish-ments (number)	Sales (\$1,000)	Annual payroll (\$1,000)	Paid employees for pay period including March 12 (number)	Estab-lish-ments (number)
KANSAS CITY, MO-KS MSA—Con.										
51	Nondurable goods—Con.									
514	Groceries and related products—Con.									
5146	Fish and seafoods	7	9 909	1 225	63	7	9 909	1 225	63	—
5147	Meats and meat products	31	684 537	14 774	549	22	219 056	9 948	375	465 481
5148	Fresh fruits and vegetables	33	243 926	19 111	906	29	237 042	18 890	897	6 884
5149	Groceries and related products, n.e.c.	95	2 270 352	74 035	2 322	44	(D)	(D)	FF	(D)
515	Farm-product raw materials	101	4 049 420	32 869	1 060	84	3 745 088	30 042	995	304 332
5153	Grain and field beans	77	3 825 205	31 214	988	69	3 679 465	29 293	952	145 740
5154	Livestock	15	165 524	945	32	9	(D)	(D)	AA	(D)
5159	Farm-product raw materials, n.e.c.	9	58 691	710	40	6	(D)	(D)	BB	(D)
516	Chemicals and allied products	115	614 629	39 905	1 234	88	266 567	26 640	880	348 062
5162	Plastics materials and basic forms and shapes ...	31	165 649	9 980	312	24	82 737	6 443	233	82 912
5169	Chemicals and allied products, n.e.c.	84	448 980	29 925	922	64	183 830	20 197	647	265 150
517	Petroleum and petroleum products	75	2 068 308	26 262	961	61	368 344	15 851	603	1 699 964
5171	Petroleum bulk stations and terminals	51	1 012 743	11 431	514	46	273 482	8 779	388	739 261
5172	Petroleum and petroleum products wholesalers, except bulk stations and terminals	24	1 055 565	14 831	447	15	94 862	7 072	215	960 703
518	Beer, wine, and distilled alcoholic beverages	20	394 272	36 175	1 071	18	(D)	(D)	GG	(D)
5181	Beer and ale	11	160 111	17 390	487	11	160 111	17 390	487	—
5182	Wine and distilled alcoholic beverages	9	234 161	18 785	584	7	(D)	(D)	FF	(D)
519	Miscellaneous nondurable goods	332	1 272 381	59 962	2 470	251	(D)	(D)	GG	(D)
5191	Farm supplies	94	546 775	15 039	674	86	454 660	12 595	614	92 115
5192	Books, periodicals, and newspapers	37	121 372	10 201	450	20	60 024	4 887	203	61 348
5193	Flowers, nursery stock, and florists' supplies	32	32 600	5 678	274	31	(D)	(D)	EE	(D)
5194	Tobacco and tobacco products	5	184 218	3 384	121	4	(D)	(D)	BB	(D)
5198	Paints, varnishes, and supplies	43	151 194	8 806	301	20	26 996	3 773	145	124 198
5199	Nondurable goods, n.e.c.	121	236 222	16 854	650	90	(D)	(D)	EE	(D)
LAWRENCE, KS MSA										
	Wholesale trade	115	167 105	16 529	819	103	139 208	15 220	761	12 27 897
50	Durable goods	79	96 127	11 373	523	70	72 182	10 293	491	9 23 945
501	Motor vehicles and motor vehicle parts and supplies	13	8 566	1 489	87	13	8 566	1 489	87	—
502	Furniture and homefurnishings	4	(D)	(D)	AA	4	(D)	(D)	AA	—
503	Lumber and other construction materials	3	(D)	(D)	BB	3	(D)	(D)	BB	—
504	Professional and commercial equipment and supplies	17	21 977	2 306	118	16	(D)	(D)	CC	(D)
505	Metals and minerals, except petroleum	—	—	—	—	—	—	—	—	—
506	Electrical goods	7	15 932	2 224	84	6	(D)	(D)	BB	(D)
507	Hardware, and plumbing and heating equipment and supplies	5	11 942	601	13	3	(D)	(D)	AA	(D)
508	Machinery, equipment, and supplies	19	24 834	2 818	127	15	17 941	2 510	114	6 893
509	Miscellaneous durable goods	11	(D)	(D)	BB	10	(D)	(D)	BB	(D)
51	Nondurable goods	36	70 978	5 156	296	33	67 026	4 927	270	3 3 952
511	Paper and paper products	4	(D)	(D)	AA	4	(D)	(D)	AA	—
512	Drugs, drug proprietaries, and druggists' sundries ...	1	(D)	(D)	AA	1	(D)	(D)	AA	—
513	Apparel, piece goods, and notions	2	(D)	(D)	AA	2	(D)	(D)	AA	—
514	Groceries and related products	4	3 825	291	23	4	3 825	291	23	—
515	Farm-product raw materials	5	11 867	458	38	4	(D)	(D)	BB	(D)
516	Chemicals and allied products	1	(D)	(D)	AA	—	—	—	(D)	(D)
517	Petroleum and petroleum products	5	10 594	659	41	5	10 594	659	41	—
518	Beer, wine, and distilled alcoholic beverages	2	(D)	(D)	BB	2	(D)	(D)	BB	—
519	Miscellaneous nondurable goods	12	(D)	(D)	BB	11	(D)	(D)	BB	(D)
TOPEKA, KS MSA										
	Wholesale trade	266	1 191 069	84 259	3 309	250	1 082 446	72 266	2 978	16 108 623
50	Durable goods	185	422 763	54 719	1 963	175	343 255	45 308	1 742	10 79 508
501	Motor vehicles and motor vehicle parts and supplies	42	72 299	7 264	413	40	(D)	(D)	EE	(D)
502	Furniture and homefurnishings	10	14 906	2 548	100	10	14 906	2 548	100	—
503	Lumber and other construction materials	11	53 332	2 691	109	10	(D)	(D)	BB	(D)
504	Professional and commercial equipment and supplies	38	118 646	21 854	597	35	(D)	(D)	EE	(D)
505	Metals and minerals, except petroleum	2	(D)	(D)	BB	1	(D)	(D)	BB	(D)
506	Electrical goods	22	40 895	5 606	208	21	(D)	(D)	CC	(D)

KS-32 KANSAS

WHOLESALE TRADE—GEOGRAPHIC AREA SERIES

Table 7. Summary Statistics for Metropolitan Areas: 1992—Con.

[For meaning of abbreviations and symbols, see introductory text. For explanation of terms and comparability of 1987 and 1992 censuses, see appendix A. For definitions of CMSA's, MSA's, and PMSA's, see appendix D]

SIC code	Geographic area and kind of business	Estab-lish-ments (number)	Sales (\$1,000)	Annual payroll (\$1,000)	Paid employees for pay period including March 12 (number)	Merchant wholesalers				Other operating types	
						Estab-lish-ments (number)	Sales (\$1,000)	Annual payroll (\$1,000)	Paid employees for pay period including March 12 (number)	Estab-lish-ments (number)	Sales (\$1,000)
TOPEKA, KS MSA—Con.											
50	Durable goods—Con.										
507	Hardware, and plumbing and heating equipment and supplies	9	14 351	1 323	59	9	14 351	1 323	59	—	—
508	Machinery, equipment, and supplies	38	92 170	11 388	386	37	(D)	(D)	EE	1	(D)
509	Miscellaneous durable goods	13	(D)	(D)	BB	12	(D)	(D)	BB	1	(D)
51	Nondurable goods.....	81	768 306	29 540	1 346	75	739 191	26 958	1 236	6	29 115
511	Paper and paper products.....	11	29 560	2 676	200	10	(D)	(D)	CC	1	(D)
512	Drugs, drug proprietaries, and druggists' sundries	2	(D)	(D)	CC	2	(D)	(D)	CC	—	—
513	Apparel, piece goods, and notions	4	(D)	(D)	AA	4	(D)	(D)	AA	—	—
514	Groceries and related products	15	241 359	11 488	415	11	(D)	(D)	EE	4	(D)
515	Farm-product raw materials.....	9	290 571	3 144	115	9	290 571	3 144	115	—	—
516	Chemicals and allied products	4	2 640	323	19	4	2 640	323	19	—	—
517	Petroleum and petroleum products	11	44 217	1 020	59	11	44 217	1 020	59	—	—
518	Beer, wine, and distilled alcoholic beverages	7	40 907	4 628	201	7	40 907	4 628	201	—	—
519	Miscellaneous nondurable goods	18	(D)	(D)	CC	17	(D)	(D)	CC	1	(D)
WICHITA, KS MSA											
	Wholesale trade	1 018	4 700 576	323 195	11 910	880	2 596 790	229 704	9 256	138	2 103 786
50	Durable goods	716	2 428 171	231 477	8 200	633	1 511 097	164 496	6 499	83	917 074
501	Motor vehicles and motor vehicle parts and supplies	127	261 433	29 188	1 303	119	197 291	27 271	1 156	8	64 142
5012	Automobiles and other motor vehicles	20	124 281	8 569	405	15	(D)	(D)	EE	5	(D)
5013	Motor vehicle supplies and new parts	65	107 369	16 269	634	62	(D)	(D)	FF	3	(D)
5014	Tires and tubes	10	14 549	1 861	102	10	14 549	1 861	102	—	—
5015	Motor vehicle parts, used.....	32	15 234	2 489	162	32	15 234	2 489	162	—	—
502	Furniture and homefurnishings	28	81 884	9 737	364	26	(D)	(D)	EE	2	(D)
5021	Furniture.....	11	41 902	5 244	154	9	(D)	(D)	CC	2	(D)
5023	Homefurnishings.....	17	39 982	4 493	210	17	39 982	4 493	210	—	—
503	Lumber and other construction materials	54	242 199	15 522	594	45	(D)	(D)	FF	9	(D)
5031	Lumber, plywood, millwork, and wood panels	20	148 048	7 784	235	16	(D)	(D)	CC	4	(D)
5032	Brick, stone, and related construction materials	9	11 010	1 215	54	8	(D)	(D)	BB	1	(D)
5033	Roofing, siding, and insulation materials	10	(D)	(D)	BB	9	(D)	(D)	BB	1	(D)
5039	Construction materials, n.e.c.	15	(D)	(D)	CC	12	(D)	(D)	CC	3	(D)
504	Professional and commercial equipment and supplies	110	251 873	37 735	1 128	96	(D)	(D)	FF	14	(D)
5043	Photographic equipment and supplies.....	—	—	—	—	—	—	—	—	—	—
5044	Office equipment	23	44 935	10 439	342	22	(D)	(D)	EE	1	(D)
5045	Computers and computer peripheral equipment and software	36	137 506	18 794	484	29	56 852	6 022	222	7	80 654
5046	Commercial equipment, n.e.c.	17	13 182	1 822	76	15	(D)	(D)	BB	2	(D)
5047	Medical, dental, and hospital equipment and supplies	22	43 863	5 436	152	18	(D)	(D)	CC	4	(D)
5048	Ophthalmic goods	3	6 693	270	22	3	6 693	270	22	—	—
5049	Professional equipment and supplies, n.e.c.	9	5 694	974	52	9	5 694	974	52	—	—
505	Metals and minerals, except petroleum	19	120 242	6 484	266	16	108 497	6 200	260	3	11 745
5051	Metals service centers and offices	19	120 242	6 484	266	16	108 497	6 200	260	3	11 745
5052	Coal and other minerals and ores	—	—	—	—	—	—	—	—	—	—
506	Electrical goods	66	191 682	14 871	535	47	(D)	(D)	EE	19	(D)
5063	Electrical apparatus and equipment, wiring supplies, and construction materials	33	119 658	9 638	334	24	(D)	(D)	EE	9	(D)
5064	Electrical appliances, television and radio sets	8	9 862	723	47	8	9 862	723	47	—	—
5065	Electronic parts and equipment, n.e.c.	25	62 162	4 510	154	15	(D)	(D)	BB	10	(D)
507	Hardware, and plumbing and heating equipment and supplies	50	112 589	10 422	395	45	102 058	9 185	363	5	10 531
5072	Hardware	12	(D)	(D)	BB	10	15 447	2 137	(D)	2	(D)
5074	Plumbing and heating equipment and supplies (hydronics).....	18	60 689	3 922	158	16	(D)	(D)	CC	2	(D)
5075	Warm air heating and air-conditioning equipment and supplies	15	32 521	3 776	130	14	(D)	(D)	CC	1	(D)
5078	Refrigeration equipment and supplies	5	(D)	(D)	AA	5	(D)	(D)	AA	—	—
508	Machinery, equipment, and supplies	212	1 097 828	99 363	3 170	192	514 954	58 665	2 217	20	582 874
5082	Construction and mining (except petroleum) machinery and equipment	15	72 698	7 776	302	15	72 698	7 776	302	—	—
5083	Farm and garden machinery and equipment	26	63 474	6 234	267	24	(D)	(D)	EE	2	(D)
5084	Industrial machinery and equipment	55	98 488	10 780	384	48	74 117	9 687	356	7	24 371
5085	Industrial supplies	45	136 472	14 812	549	43	(D)	(D)	FF	2	(D)
5087	Service establishment equipment and supplies	26	35 860	6 590	270	26	35 860	6 590	270	—	—
5088	Transportation equipment and supplies, except motor vehicles	45	690 836	53 171	1 398	36	145 322	14 094	493	9	545 514
509	Miscellaneous durable goods	50	68 441	8 155	445	47	(D)	(D)	EE	3	(D)
5091	Sporting and recreational goods and supplies	8	8 062	1 114	60	8	8 062	1 114	60	—	—
5092	Toys and hobby goods and supplies	5	7 065	1 116	47	5	7 065	1 116	47	—	—
5093	Scrap and waste materials	19	29 653	4 006	236	19	29 653	4 006	236	—	—
5094	Jewelry, watches, precious stones, and precious metals.....	4	5 231	263	17	3	(D)	(D)	AA	1	(D)
5099	Durable goods, n.e.c.	14	18 430	1 656	85	12	(D)	(D)	BB	2	(D)

Table 7. Summary Statistics for Metropolitan Areas: 1992—Con.

[For meaning of abbreviations and symbols, see introductory text. For explanation of terms and comparability of 1987 and 1992 censuses, see appendix A. For definitions of CMSA's, MSA's, and PMSA's, see appendix D]

SIC code	Geographic area and kind of business	Estab-lish-ments (number)	Sales (\$1,000)	Annual payroll (\$1,000)	Paid employees for pay period including March 12 (number)	Merchant wholesalers			Other operating types		
						Estab-lish-ments (number)	Sales (\$1,000)	Annual payroll (\$1,000)	Paid employees for pay period including March 12 (number)	Estab-lish-ments (number)	Sales (\$1,000)
WICHITA, KS MSA—Con.											
51	Nondurable goods.....	302	2 272 405	91 718	3 710	247	1 085 693	65 208	2 757	55	1 186 712
511	Paper and paper products	35	104 744	12 120	518	29	(D)	(D)	EE	6	(D)
5111	Printing and writing paper	6	32 813	3 012	96	6	32 813	3 012	96	—	—
5112	Stationery and office supplies	21	42 487	5 095	276	16	(D)	(D)	CC	5	(D)
5113	Industrial and personal service paper	8	29 444	4 013	146	7	(D)	(D)	CC	1	(D)
512	Drugs, drug proprietaries, and druggists' sundries	14	18 377	2 551	107	13	(D)	(D)	BB	1	(D)
5122	Drugs, drug proprietaries, and druggists' sundries	14	18 377	2 551	107	13	(D)	(D)	BB	1	(D)
513	Apparel, piece goods, and notions	11	6 940	1 256	52	10	(D)	(D)	BB	1	(D)
5131	Piece goods, notions, and other dry goods	2	(D)	(D)	BB	2	(D)	(D)	BB	—	—
5136	Men's and boys' clothing and furnishings	2	(D)	(D)	AA	1	(D)	(D)	AA	1	(D)
5137	Women's, children's, and infants' clothing and accessories	7	(D)	(D)	AA	7	(D)	(D)	AA	—	—
5139	Footwear	—	—	—	—	—	—	—	—	—	—
514	Groceries and related products	60	509 042	26 109	1 141	38	195 467	12 659	550	22	313 575
5141	Groceries, general line	5	(D)	(D)	BB	2	(D)	(D)	AA	3	(D)
5142	Packaged frozen foods	7	(D)	(D)	CC	5	(D)	(D)	CC	2	(D)
5143	Dairy products, except dried or canned	3	(D)	(D)	BB	2	(D)	(D)	AA	1	(D)
5144	Poultry and poultry products	1	(D)	(D)	AA	1	(D)	(D)	AA	—	—
5145	Confectionery	6	(D)	(D)	EE	4	(D)	(D)	AA	2	(D)
5146	Fish and seafoods	1	(D)	(D)	AA	1	(D)	(D)	AA	—	—
5147	Meats and meat products	11	174 787	3 931	139	7	(D)	(D)	BB	4	(D)
5148	Fresh fruits and vegetables	4	(D)	(D)	BB	3	(D)	(D)	AA	1	(D)
5149	Groceries and related products, n.e.c.	22	129 959	11 559	468	13	58 611	6 850	270	9	71 348
515	Farm-product raw materials	25	194 806	5 405	234	24	(D)	(D)	CC	1	(D)
5153	Grain and field beans	23	(D)	(D)	CC	23	(D)	(D)	CC	—	—
5154	Livestock	1	(D)	(D)	BB	—	—	—	(D)	1	(D)
5159	Farm-product raw materials, n.e.c.	1	(D)	(D)	AA	1	(D)	(D)	AA	—	—
516	Chemicals and allied products	31	147 317	9 069	312	24	49 507	5 745	229	7	97 810
5162	Plastics materials and basic forms and shapes	6	13 307	885	52	4	(D)	(D)	BB	2	(D)
5169	Chemicals and allied products, n.e.c.	25	134 010	8 184	260	20	(D)	(D)	CC	5	(D)
517	Petroleum and petroleum products	41	938 737	11 309	387	35	(D)	(D)	EE	6	(D)
5171	Petroleum bulk stations and terminals	21	722 923	8 291	283	17	(D)	(D)	CC	4	(D)
5172	Petroleum and petroleum products wholesalers, except bulk stations and terminals	20	215 814	3 018	104	18	(D)	(D)	BB	2	(D)
518	Beer, wine, and distilled alcoholic beverages	9	89 026	8 981	288	9	89 026	8 981	288	—	—
5181	Beer and ale	6	56 131	5 979	170	6	56 131	5 979	170	—	—
5182	Wine and distilled alcoholic beverages	3	32 895	3 002	118	3	32 895	3 002	118	—	—
519	Miscellaneous nondurable goods	76	263 416	14 918	671	65	(D)	(D)	FF	11	(D)
5191	Farm supplies	28	169 174	8 410	301	26	(D)	(D)	CC	2	(D)
5192	Books, periodicals, and newspapers	7	22 309	1 203	72	6	(D)	(D)	BB	1	(D)
5193	Flowers, nursery stock, and florists' supplies	7	12 034	1 584	118	7	12 034	1 584	118	—	—
5194	Tobacco and tobacco products	3	28 374	285	18	3	28 374	285	18	—	—
5198	Paints, varnishes, and supplies	12	14 327	1 324	66	5	(D)	(D)	BB	7	(D)
5199	Nondurable goods, n.e.c.	19	17 198	2 112	96	18	(D)	(D)	BB	1	(D)

Table 8. Summary Statistics for the Area Outside Metropolitan Areas: 1992

[For meaning of abbreviations and symbols, see introductory text. For explanation of terms and comparability of 1987 and 1992 censuses, see appendix A. For definitions of CMSA's, MSA's, and PMSA's, see appendix D]

SIC code	Kind of business	Estab- lish- ments (number)	Sales (\$1,000)	Annual payroll (\$1,000)	Paid employees for pay period including March 12 (number)	Merchant wholesalers			Other operating types		
						Estab- lish- ments (number)	Sales (\$1,000)	Annual payroll (\$1,000)	Paid employees for pay period including March 12 (number)	Estab- lish- ments (number)	Sales (\$1,000)
	Wholesale trade -----	2 575	8 255 465	433 432	21 397	2 413	6 733 636	403 092	19 282	162	1 521 829
50	Durable goods -----	1 122	1 891 852	198 832	9 355	1 073	1 740 962	189 579	8 968	49	150 890
501	Motor vehicles and motor vehicle parts and supplies -----	277	277 040	34 660	1 961	272	(D)	(D)	GG	5	(D)
5012	Automobiles and other motor vehicles -----	34	97 423	7 758	423	30	71 501	6 299	313	4	25 922
5013	Motor vehicle supplies and new parts -----	178	123 332	17 086	1 005	177	(D)	(D)	GG	1	(D)
5014	Tires and tubes -----	21	(D)	(D)	EE	21	(D)	(D)	EE	-	-
5015	Motor vehicle parts, used -----	44	(D)	(D)	CC	44	(D)	(D)	CC	-	-
502	Furniture and home furnishings -----	8	(D)	(D)	CC	8	(D)	(D)	CC	-	-
5021	Furniture -----	3	(D)	(D)	BB	3	(D)	(D)	BB	-	-
5023	Home furnishings -----	5	(D)	(D)	BB	5	(D)	(D)	BB	-	-
503	Lumber and other construction materials -----	30	(D)	(D)	EE	26	(D)	(D)	CC	4	(D)
5031	Lumber, plywood, millwork, and wood panels -----	13	29 334	4 003	172	13	29 334	4 003	172	-	-
5032	Brick, stone, and related construction materials -----	11	(D)	(D)	BB	10	8 096	1 141	61	1	(D)
5033	Roofing, siding, and insulation materials -----	-	-	-	-	-	-	-	-	-	-
5039	Construction materials, n.e.c. -----	6	(D)	(D)	BB	3	(D)	(D)	AA	3	(D)
504	Professional and commercial equipment and supplies -----	97	112 915	17 707	859	94	(D)	(D)	FF	3	(D)
5043	Photographic equipment and supplies -----	3	(D)	(D)	BB	3	(D)	(D)	BB	-	-
5044	Office equipment -----	32	19 903	4 391	254	32	19 903	4 391	254	-	-
5045	Computers and computer peripheral equipment and software -----	33	34 090	4 232	205	32	(D)	(D)	CC	1	(D)
5046	Commercial equipment, n.e.c. -----	6	12 267	1 374	58	5	(D)	(D)	BB	1	(D)
5047	Medical, dental, and hospital equipment and supplies -----	13	(D)	(D)	BB	12	(D)	(D)	BB	1	(D)
5048	Ophthalmic goods -----	2	(D)	(D)	BB	2	(D)	(D)	BB	-	-
5049	Professional equipment and supplies, n.e.c. -----	8	36 459	5 444	222	8	36 459	5 444	222	-	-
505	Metals and minerals, except petroleum -----	27	(D)	(D)	EE	25	(D)	(D)	CC	2	(D)
5051	Metals service centers and offices -----	24	59 385	5 653	244	23	(D)	(D)	CC	1	(D)
5052	Coal and other minerals and ores -----	3	(D)	(D)	AA	2	(D)	(D)	AA	1	(D)
506	Electrical goods -----	65	80 694	9 129	415	65	80 694	9 129	415	-	-
5063	Electrical apparatus and equipment, wiring supplies, and construction materials -----	44	(D)	(D)	EE	44	(D)	(D)	EE	-	-
5064	Electrical appliances, television and radio sets -----	6	(D)	(D)	BB	6	(D)	(D)	BB	-	-
5065	Electronic parts and equipment, n.e.c. -----	15	(D)	(D)	BB	15	(D)	(D)	BB	-	-
507	Hardware, and plumbing and heating equipment and supplies -----	49	193 001	12 496	617	48	(D)	(D)	FF	1	(D)
5072	Hardware -----	10	(D)	(D)	EE	10	(D)	(D)	EE	-	-
5074	Plumbing and heating equipment and supplies (hydronics) -----	35	(D)	(D)	CC	34	31 279	3 239	165	1	(D)
5075	Warm air heating and air-conditioning equipment and supplies -----	4	(D)	(D)	BB	4	(D)	(D)	BB	-	-
5078	Refrigeration equipment and supplies -----	-	-	-	-	-	-	-	-	-	-
508	Machinery, equipment, and supplies -----	488	1 051 431	103 969	4 448	458	(D)	(D)	HH	30	(D)
5082	Construction and mining (except petroleum) machinery and equipment -----	15	(D)	(D)	CC	15	(D)	(D)	CC	-	-
5083	Farm and garden machinery and equipment -----	255	699 349	63 717	2 786	248	(D)	(D)	HH	7	(D)
5084	Industrial machinery and equipment -----	132	184 235	22 787	909	111	(D)	(D)	FF	21	(D)
5085	Industrial supplies -----	55	91 024	8 036	316	54	(D)	(D)	EE	1	(D)
5087	Service establishment equipment and supplies -----	22	(D)	(D)	CC	21	(D)	(D)	CC	1	(D)
5088	Transportation equipment and supplies, except motor vehicles -----	9	(D)	(D)	BB	9	(D)	(D)	BB	-	-
509	Miscellaneous durable goods -----	81	45 927	7 306	418	77	43 095	7 082	412	4	2 832
5091	Sporting and recreational goods and supplies -----	16	(D)	(D)	CC	16	(D)	(D)	CC	-	-
5092	Toys and hobby goods and supplies -----	5	(D)	(D)	AA	5	(D)	(D)	AA	-	-
5093	Scrap and waste materials -----	34	(D)	(D)	CC	34	(D)	(D)	CC	-	-
5094	Jewelry, watches, precious stones, and precious metals -----	5	(D)	(D)	AA	5	(D)	(D)	AA	-	-
5099	Durable goods, n.e.c. -----	21	10 237	2 052	112	17	7 405	1 828	106	4	2 832
51	Nondurable goods -----	1 453	6 363 613	234 600	12 042	1 340	4 992 674	213 513	10 314	113	1 370 939
511	Paper and paper products -----	38	(D)	(D)	EE	36	(D)	(D)	EE	2	(D)
5111	Printing and writing paper -----	3	(D)	(D)	BB	3	(D)	(D)	BB	-	-
5112	Stationery and office supplies -----	31	(D)	(D)	CC	29	(D)	(D)	CC	2	(D)
5113	Industrial and personal service paper -----	4	(D)	(D)	BB	4	(D)	(D)	BB	-	-
512	Drugs, drug proprietaries, and druggists' sundries -----	14	(D)	(D)	BB	14	(D)	(D)	BB	-	-
5122	Drugs, drug proprietaries, and druggists' sundries -----	14	(D)	(D)	BB	14	(D)	(D)	BB	-	-
513	Apparel, piece goods, and notions -----	7	(D)	(D)	BB	7	(D)	(D)	BB	-	-
5131	Piece goods, notions, and other dry goods -----	2	(D)	(D)	AA	2	(D)	(D)	AA	-	-
5136	Men's and boys' clothing and furnishings -----	1	(D)	(D)	AA	1	(D)	(D)	AA	-	-
5137	Women's, children's, and infants' clothing and accessories -----	4	(D)	(D)	AA	4	(D)	(D)	AA	-	-
5139	Footwear -----	-	-	-	-	-	-	-	-	-	-
514	Groceries and related products -----	107	491 233	33 838	1 613	72	(D)	(D)	GG	35	(D)
5141	Groceries, general line -----	16	(D)	(D)	FF	15	(D)	(D)	FF	1	(D)
5142	Packaged frozen foods -----	6	(D)	(D)	BB	5	(D)	(D)	BB	1	(D)
5143	Dairy products, except dried or canned -----	11	(D)	(D)	CC	6	12 504	704	40	5	(D)
5144	Poultry and poultry products -----	5	(D)	(D)	BB	5	(D)	(D)	BB	-	-
5145	Confectionery -----	5	(D)	(D)	BB	3	(D)	(D)	AA	2	(D)

Table 8. Summary Statistics for the Area Outside Metropolitan Areas: 1992—Con.

[For meaning of abbreviations and symbols, see introductory text. For explanation of terms and comparability of 1987 and 1992 censuses, see appendix A. For definitions of CMSA's, MSA's, and PMSA's, see appendix D]

SIC code	Kind of business	Estab-lish-ments (number)	Sales (\$1,000)	Annual payroll (\$1,000)	Paid employees for pay period including March 12 (number)	Merchant wholesalers				Other operating types	
						Estab-lish-ments (number)	Sales (\$1,000)	Annual payroll (\$1,000)	Paid employees for pay period including March 12 (number)	Estab-lish-ments (number)	Sales (\$1,000)
Wholesale trade—Con.											
51	Nondurable goods—Con.										
514	Groceries and related products—Con.										
5146	Fish and seafoods	2	(D)	(D)	AA	2	(D)	(D)	AA	—	—
5147	Meats and meat products	11	(D)	(D)	BB	7	(D)	(D)	BB	4	(D)
5148	Fresh fruits and vegetables	4	(D)	(D)	BB	4	(D)	(D)	BB	—	—
5149	Groceries and related products, n.e.c.	47	125 615	10 447	572	25	(D)	(D)	EE	22	(D)
515	Farm-product raw materials	690	4 066 023	107 589	5 990	643	(D)	(D)	HH	47	(D)
5153	Grain and field beans	605	2 825 443	97 079	4 366	604	(D)	(D)	HH	1	(D)
5154	Livestock	77	(D)	(D)	GG	31	(D)	(D)	EE	46	979 286
5159	Farm-product raw materials, n.e.c.	8	(D)	(D)	BB	8	(D)	(D)	BB	—	—
516	Chemicals and allied products	45	(D)	(D)	EE	30	31 252	3 929	158	15	(D)
5162	Plastics materials and basic forms and shapes ...	5	(D)	(D)	BB	3	4 790	569	21	2	(D)
5169	Chemicals and allied products, n.e.c.	40	(D)	(D)	EE	27	26 462	3 360	137	13	(D)
517	Petroleum and petroleum products	241	861 969	25 427	1 343	234	(D)	(D)	GG	7	(D)
5171	Petroleum bulk stations and terminals	204	(D)	(D)	GG	199	498 756	20 603	1 149	5	(D)
5172	Petroleum and petroleum products wholesalers, except bulk stations and terminals	37	(D)	(D)	CC	35	(D)	(D)	CC	2	(D)
518	Beer, wine, and distilled alcoholic beverages	28	(D)	(D)	EE	28	(D)	(D)	EE	—	—
5181	Beer and ale	26	(D)	(D)	EE	26	(D)	(D)	EE	—	—
5182	Wine and distilled alcoholic beverages	2	(D)	(D)	AA	2	(D)	(D)	AA	—	—
519	Miscellaneous nondurable goods	283	678 139	40 354	2 058	276	(D)	(D)	GG	7	(D)
5191	Farm supplies	229	498 895	30 750	1 473	223	(D)	(D)	GG	6	(D)
5192	Books, periodicals, and newspapers	5	(D)	(D)	BB	5	(D)	(D)	BB	—	—
5193	Flowers, nursery stock, and florists' supplies	3	(D)	(D)	AA	3	(D)	(D)	AA	—	—
5194	Tobacco and tobacco products	15	134 192	4 660	271	15	134 192	4 660	271	—	—
5198	Paints, varnishes, and supplies	2	(D)	(D)	AA	2	(D)	(D)	AA	—	—
5199	Nondurable goods, n.e.c.	29	39 415	4 246	262	28	(D)	(D)	EE	1	(D)

Table 9. Places With 2,500 Inhabitants or More Ranked by Volume of Sales: 1992

[For meaning of abbreviations and symbols, see introductory text. For explanation of terms and comparability of 1987 and 1992 censuses, see appendix A. For information on geographic areas followed by ▲, see appendix F]

Geographic area	Rank ¹	Sales (\$1,000)	Cumulative		Geographic area	Rank ¹	Sales (\$1,000)	Cumulative	
			Sales (\$1,000)	Percent of State total				Sales (\$1,000)	Percent of State total
Kansas	(X)	34 866 660	34 866 660	100.0	Kansas—Con.				
Overland Park	1	9 923 067	9 923 067	28.5	Fairway	31	65 560	27 435 725	78.7
Kansas City	2	3 978 028	13 901 095	39.9	Coffeyville	32	58 050	27 493 775	78.9
Wichita	3	3 656 972	17 558 067	50.4	Beloit	33	57 012	27 550 787	79.0
Lanexa	4	3 021 549	20 579 616	59.0	Bonner Springs ▲	34	54 036	27 604 823	79.2
Olathe	5	965 128	21 544 744	61.8	El Dorado	35	48 739	27 653 562	79.3
Topeka	6	830 313	22 375 057	64.2	Hugoton	36	42 848	27 696 410	79.4
Salina	7	816 647	23 191 704	66.5	Chanute	37	40 896	27 737 306	79.6
Mission	8	570 557	23 762 261	68.2	Fredonia	38	40 067	27 777 373	79.7
Dodge City	9	352 088	24 114 349	69.2	Marysville	39	35 400	27 812 773	79.8
Prairie Village	10	339 974	24 454 323	70.1	Anthony	40	34 171	27 846 944	79.9
Hutchinson	11	273 890	24 728 213	70.9	Clay Center	41	33 482	27 880 426	80.0
Shawnee	12	262 716	24 990 929	71.7	Leavenworth	42	33 185	27 913 611	80.1
Merriam	13	262 090	25 253 019	72.4	Paola	43	33 037	27 946 648	80.2
Leawood	14	256 769	25 509 788	73.2	Independence	44	30 698	27 977 346	80.2
Garden City	15	208 032	25 717 820	73.8	Winfield	45	27 044	28 004 390	80.3
McPherson	16	168 818	25 886 638	74.2	Norton	46	24 721	28 029 111	80.4
Ottawa	17	157 750	26 044 388	74.7	Iola	47	23 325	28 052 436	80.5
Pittsburg	18	148 659	26 193 047	75.1	Columbus	48	22 988	28 075 424	80.5
Lawrence	19	143 844	26 336 891	75.5	Hillsboro	49	15 169	28 090 593	80.6
Atchison	20	135 248	26 472 139	75.9	Belleville	50	14 786	28 105 379	80.6
Great Bend	21	122 131	26 594 270	76.3	Larned	51	12 962	28 118 341	80.6
Concordia	22	113 739	26 708 009	76.6	Arkansas City	52	11 498	28 129 839	80.7
Manhattan ▲	23	95 798	26 803 807	76.9	Wellington	53	10 283	28 140 122	80.7
Liberal	24	86 119	26 889 926	77.1	Baxter Springs	54	10 143	28 150 265	80.7
Roeland Park	25	85 782	26 975 708	77.4	Phillipsburg	55	9 906	28 160 171	80.8
Hays	26	85 009	27 060 717	77.6	Augusta	56	9 802	28 169 973	80.8
Abilene	27	84 552	27 145 269	77.9	Osage City	57	9 727	28 179 700	80.8
Valley Center	28	78 483	27 223 752	78.1	Lansing	58	8 719	28 188 419	80.8
Colby	29	77 715	27 301 467	78.3	Derby	59	8 347	28 196 766	80.9
Newton	30	68 698	27 370 165	78.5	Hoisington	60	8 280	28 205 046	80.9

See footnotes at end of table.

KS-36 KANSAS

WHOLESALE TRADE—GEOGRAPHIC AREA SERIES

Table 9. Places With 2,500 Inhabitants or More Ranked by Volume of Sales: 1992—Con.

[For meaning of abbreviations and symbols, see introductory text. For explanation of terms and comparability of 1987 and 1992 censuses, see appendix A. For information on geographic areas followed by ▲, see appendix F]

Geographic area	Rank ¹	Sales (\$1,000)	Cumulative		Geographic area	Rank ¹	Sales (\$1,000)	Cumulative	
			Sales (\$1,000)	Percent of State total				Sales (\$1,000)	Percent of State total
Kansas—Con.					Kansas—Con.				
Lyons	61	7 585	28 212 631	80.9	Frontenac	(X)	(D)	(X)	(X)
Mission Hills	62	7 311	28 219 942	80.9	Galena	(X)	(D)	(X)	(X)
Girard	63	7 196	28 227 138	81.0	Gardner	(X)	(D)	(X)	(X)
Lindsborg	64	6 938	28 234 076	81.0	Garnett	(X)	(D)	(X)	(X)
Wamego	65	6 525	28 240 601	81.0	Goodland	(X)	(D)	(X)	(X)
Andover	66	5 550	28 246 151	81.0	Haysville	(X)	(D)	(X)	(X)
Baldwin City	67	4 112	28 250 263	81.0	Hesston	(X)	(D)	(X)	(X)
Burlington	68	1 447	28 251 710	81.0	Hiawatha	(X)	(D)	(X)	(X)
Herington ▲	69	893	28 252 603	81.0	Holton	(X)	(D)	(X)	(X)
Bel Aire	(X)	—	28 252 603	81.0	Junction City	(X)	(D)	(X)	(X)
Edwardsville	(X)	(D)	(X)	(X)	Kingman	(X)	(D)	(X)	(X)
Emporia	(X)	(D)	(X)	(X)	Mulvane ▲	(X)	(D)	(X)	(X)
Eudora	(X)	(D)	(X)	(X)	Neodesha	(X)	(D)	(X)	(X)
Eureka	(X)	(D)	(X)	(X)	Osawatomie	(X)	(D)	(X)	(X)
Fort Scott	(X)	(D)	(X)	(X)	Park City	(X)	(D)	(X)	(X)
					Parsons	(X)	(D)	(X)	(X)
					Pratt	(X)	(D)	(X)	(X)
					Russell	(X)	(D)	(X)	(X)
					Scott City	(X)	(D)	(X)	(X)
					Ulysses	(X)	(D)	(X)	(X)

¹Places with suppressed sales (if applicable) are listed at end of table rather than by rank to avoid disclosing data for individual companies.

Table 10. Counties Ranked by Volume of Sales: 1992

[For meaning of abbreviations and symbols, see introductory text. For explanation of terms and comparability of 1987 and 1992 censuses, see appendix A. For information on geographic areas followed by ▲, see appendix F]

Geographic area	Rank ¹	Sales (\$1,000)	Cumulative		Geographic area	Rank ¹	Sales (\$1,000)	Cumulative	
			Sales (\$1,000)	Percent of State total				Sales (\$1,000)	Percent of State total
Kansas					Kansas—Con.				
Johnson	1	16 132 476	16 132 476	46.3	Sherman	46	63 693	32 835 929	94.2
Sedgwick	2	4 435 639	20 568 115	59.0	Stanton	47	61 542	32 897 471	94.4
Wyandotte	3	4 326 782	24 894 897	71.4	Allen	48	61 321	32 958 792	94.5
Shawnee	4	1 191 069	26 085 966	74.8	Harper	49	61 019	33 019 811	94.7
Saline	5	937 579	27 023 545	77.5	Osborne	50	60 887	33 080 698	94.9
Reno	6	424 703	27 448 248	78.7	Barber	51	60 879	33 141 577	95.1
Ford	7	424 631	27 872 879	79.9	Rooks	52	59 844	33 201 421	95.2
Finney	8	291 920	28 164 799	80.8	Republic	53	58 534	33 259 955	95.4
Pratt	9	244 476	28 409 275	81.5	Osage	54	57 361	33 317 316	95.6
McPherson	10	223 726	28 633 001	82.1	Smith	55	55 300	33 372 616	95.7
Neosho	11	219 301	28 852 302	82.8	Sheridan	56	52 630	33 425 246	95.9
Doniphan	12	204 575	29 056 877	83.3	Ottawa	57	52 421	33 477 667	96.0
Barton	13	194 959	29 251 836	83.9	Morton	58	51 179	33 528 846	96.2
Franklin	14	189 845	29 441 681	84.4	Cherokee	59	48 870	33 577 716	96.3
Crawford	15	184 837	29 626 518	85.0	Miami	60	48 603	33 626 319	96.4
Dickinson	16	180 122	29 806 640	85.5	Cheyenne	61	48 454	33 674 773	96.6
Douglas	17	167 105	29 973 745	86.0	Clay	62	45 518	33 720 291	96.7
Lyon	18	157 343	30 131 088	86.4	Leavenworth	63	44 584	33 764 875	96.8
Atchison	19	148 372	30 279 460	86.8	Meade	64	43 834	33 808 709	97.0
Harvey	20	146 655	30 426 115	87.3	Washington	65	43 299	33 852 008	97.1
Marshall	21	141 146	30 567 261	87.7	Geary	66	42 862	33 894 870	97.2
Cloud	22	135 580	30 702 841	88.1	Norton	67	42 727	33 937 597	97.3
Rush	23	119 427	30 822 268	88.4	Jewell	68	42 579	33 980 176	97.5
Butler	24	118 282	30 940 550	88.7	Anderson	69	41 855	34 022 031	97.6
Gray	25	116 398	31 056 948	89.1	Wilson	70	41 388	34 063 419	97.7
Mitchell	26	114 238	31 171 186	89.4	Logan	71	40 101	34 103 520	97.8
Thomas	27	114 078	31 285 264	89.7	Wichita	72	39 158	34 142 678	97.9
Ellis	28	114 026	31 399 290	90.1	Edwards	73	38 315	34 180 993	98.0
Riley	29	107 815	31 507 105	90.4	Kiowa	74	36 764	34 217 757	98.1
Montgomery	30	99 648	31 606 753	90.7	Gove	75	34 956	34 252 713	98.2
Labette	31	96 000	31 702 753	90.9	Wallace	76	33 470	34 286 183	98.3
Seward	32	95 474	31 798 227	91.2	Rice	77	33 439	34 319 622	98.4
Scott	33	86 860	31 885 087	91.4	Bourbon	78	33 075	34 352 697	98.5
Pottawatomie	34	86 725	31 971 812	91.7	Decatur	79	32 434	34 385 131	98.6
Haskell	35	85 695	32 057 507	91.9	Rawlins	80	31 551	34 416 682	98.7
Cowley	36	82 664	32 140 171	92.2	Lane	81	31 355	34 448 037	98.8
Sumner	37	81 311	32 221 482	92.4	Ness	82	30 153	34 478 190	98.9
Marion	38	75 757	32 297 239	92.6	Pawnee	83	29 691	34 507 881	99.0
Kingman	39	74 586	32 371 825	92.8	Lincoln	84	29 312	34 537 193	99.1
Grant	40	68 810	32 440 635	93.0	Phillips	85	29 041	34 566 234	99.1
Nemaha	41	68 723	32 509 358	93.2	Stafford	86	28 185	34 594 419	99.2
Russell	42	67 522	32 576 880	93.4	Jackson	87	27 975	34 622 394	99.3
Brown	43	66 022	32 642 902	93.6	Trego	88	25 071	34 647 465	99.4
Hamilton	44	65 626	32 708 528	93.8	Greenwood	89	23 788	34 671 253	99.4
Stevens	45	63 708	32 772 236	94.0	Coffey	90	23 624	34 694 877	99.5

See footnotes at end of table.

Table 10. Counties Ranked by Volume of Sales: 1992—Con.

[For meaning of abbreviations and symbols, see introductory text. For explanation of terms and comparability of 1987 and 1992 censuses, see appendix A. For information on geographic areas followed by ▲, see appendix F]

Geographic area	Rank ¹	Sales (\$1,000)	Cumulative		Geographic area	Rank ¹	Sales (\$1,000)	Cumulative	
			Sales (\$1,000)	Percent of State total				Sales (\$1,000)	Percent of State total
Kansas—Con.					Kansas—Con.				
Ellsworth	91	20 110	34 714 987	99.6					
Greeley	92	17 069	34 732 056	99.6	Hodgeman	99	10 249	34 819 234	99.9
Kearny	93	14 250	34 746 306	99.7	Wabaunsee.....	100	8 753	34 827 987	99.9
Woodson	94	13 530	34 759 836	99.7	Linn	101	8 540	34 836 527	99.9
Jefferson	95	12 990	34 772 826	99.7	Comanche	102	7 744	34 844 271	99.9
Morris.....	96	12 827	34 785 653	99.8	Elk	103	5 672	34 849 943	100.0
Chautauqua	97	11 989	34 797 642	99.8	Chase	(X)	(D)	(X)	(X)
Graham	98	11 343	34 808 985	99.8	Clark.....	(X)	(D)	(X)	(X)

¹Counties with suppressed sales (if applicable) are listed at end of table rather than by rank to avoid disclosing data for individual companies.

Appendix A.

General Explanation

CENSUS COVERAGE AND METHODOLOGY

Structure and method of enumeration. All wholesale firms that had at least one quarter of payroll in 1992 were included in the census of wholesale trade and were mailed either a regular census form or a short form designed to collect basic data and classification information only. The coverage and the method of obtaining census information from each follow:

1. Large companies, i.e., all multiunit firms and all single unit firms above the payroll size cutoff established to separate large from small employers, and a 10-percent sample of the small employers were mailed the appropriate 1992 Census of Distributive Trades establishment report forms. Although the payroll cutoff varied by kind of business, small employers generally included firms with one to three employees and represented about 10 percent of total wholesale sales. For the large companies, a report of company organization is conducted periodically to identify firms which operated establishments at more than one location and to obtain information on payroll and mid-March employment at each location. The 1991 Report of Company Organization was used as a coverage check in the census. In the 1992 Census, all multiestablishment firms were asked to notify the Census Bureau of any establishments for which a form was not received. Report forms were subsequently provided to the firms for these establishments.
2. Small companies other than those included in the 10-percent sample described above were mailed the short forms, which did not include questions on sales by commodity lines and employment by principal activity.

Method of classifying kinds of business. Establishments receiving the regular census forms were classified on the basis of their answers to questions on sales by commodity lines and other inquiries. Those that received short forms were classified on the basis of their self-designation and answers to other inquiries.

COMPARABILITY OF THE 1987 AND 1992 CENSUSES

The 1987 and 1992 censuses were conducted under similar conditions and procedures except for the following:

Classifications. In both 1992 and 1987, classifications are based on the *1987 Standard Industrial Classification (SIC) Manual*.¹ As a result of a later clarification in 1992, the sale of industrial controls has been classified in electrical apparatus and equipment, wiring supplies, and construction materials (SIC 5063) as it was in 1982 and all previous censuses. In 1987, the sale of industrial controls was classified in industrial machinery and equipment (SIC 5084).

Geographic areas. The boundaries of a number of areas for which data are shown in the 1992 census are not the same as in the 1987 census because of annexations; other boundary changes; and redefinitions of metropolitan statistical areas (MSA's), primary metropolitan statistical areas (PMSA's), and consolidated metropolitan statistical areas (CMSA's).² In addition, data for consolidated cities are included in the 1992 census.

Data for special economic urban areas (SEUA's) with 10,000 inhabitants or more in Michigan, Minnesota, New York, and Wisconsin qualified for publication in the 1992 census. This included townships in Michigan and Minnesota and towns in New York and Wisconsin. However, Minnesota did not have any townships that met the publication criteria.

EXPLANATION OF TERMS

Establishments. An establishment is a single physical location at which business is conducted. It is not necessarily identical with a company or enterprise, which may consist of one establishment or more. Census of wholesale trade figures represent a summary of reports for individual establishments rather than companies. For cases where a census report was received, separate information was obtained for each location where business was conducted. When administrative records of other Federal agencies were used instead of a census report, no information was available on the number of locations operated. Estimates of this number were derived from a sample and are provided in the wholesale trade report, *Miscellaneous*

¹*Standard Industrial Classification Manual: 1987.* For sale by Superintendent of Documents, U.S. Government Printing Office, Washington, DC 20402. Stock No. 041-001-00314-2.

²Newly defined metropolitan areas (MA's) were announced by the Office of Management and Budget (OMB) effective June 30, 1993.

Subjects (WC92-S-4). Each wholesale establishment was tabulated according to the physical location at which the business was conducted. The count of establishments represents the number in business at any time during 1992. Appendix G provides a comparison of the number of establishments active any time during the year versus the number in business at the end of the year.

When two activities or more were carried on at a single location under a single ownership, all activities generally were grouped together as a single establishment. The entire establishment was classified on the basis of its major activity and all data for it were included in that classification. However, when distinct and separate economic activities (for which different industry classification codes were appropriate) were conducted at a single location under a single ownership, and when conditions prescribed by the SIC manual for recognizing the existence of more than one establishment were met, separate establishment reports for each of the different activities were obtained in the census.

Firms. A firm is a business organization or entity consisting of one domestic establishment (location) or more under common ownership or control. All establishments of subsidiary firms are included as part of the owning or controlling firm. For the economic census, the terms "firm" and "company" are synonymous.

Sales. Sales include merchandise sold for cash or credit at wholesale and retail by establishments primarily engaged in wholesale trade; receipts from rental or leasing of vehicles, equipment, instruments, tools, etc.; receipts for delivery, installation, maintenance, repair, alteration, storage, and other services; and gasoline, liquor, tobacco, and other excise taxes which are paid by the manufacturer and passed on to the wholesaler.

Sales are net after deductions for refunds and allowances for merchandise returned by customers. Trade-in allowances are not deducted from total sales. Total sales do not include carrying or other credit charges; sales (or other) taxes collected from customers and forwarded to taxing authorities; and nonoperating income from such sources as investments, rental or sale of real estate, etc.

Sales in this report do not include wholesale sales made by manufacturers, retailers, service establishments, or other businesses whose primary activity is other than wholesale trade. They do include receipts other than from the sale of merchandise at wholesale, e.g., service receipts, retail sales, etc., by establishments primarily engaged in wholesale trade.

Sales figures include sales of all establishments in business at any time during the year. Sales shown for agents and brokers represented the value of the goods involved in the transactions rather than the commissions received or earnings.

Annual payroll. Payroll includes all forms of compensation such as salaries, wages, commissions, bonuses, vacation allowances, sick-leave pay, employee contributions to

qualified pension plans, and the value of payments in kind (e.g., free meals and lodgings) paid during the year to all employees. For corporations, payroll includes amounts paid to officers and executives; for unincorporated businesses, it does not include profit or other compensation of proprietors or partners. Payroll is reported before deductions for social security, income tax, insurance, union dues, etc. This definition of payroll is the same as that used on Internal Revenue Service (IRS) form 941.

First quarter payroll. This item consists of payroll, as defined above, paid to persons employed at any time during the quarter January to March 1992.

Paid employees for pay period including March 12. Paid employees consist of the full- and part-time employees, including salaried officers and executives of corporations, who were on the payroll during the pay period including March 12. Included are employees on paid sick leave, paid holidays, and paid vacations; not included are proprietors and partners of unincorporated businesses. The definition of paid employees is the same as that used on IRS form 941.

1992 and 1991 inventories. Inventories consist of stocks of merchandise for sale at the end of 1992 and 1991. They were reported on an ownership basis; all merchandise owned by reporting establishments is included, even though some may be held by others for sale on consignment. Goods held by the reporting establishment, but owned by others, are not included. Data for 1992 and 1991 inventories LIFO composition are published in the 1992 Census of Wholesale Trade report, *Miscellaneous Subjects* (WC92-S-4).

Operating expenses. Operating expenses include payroll as well as overhead expenses of the establishment. They do not include the cost of goods sold; income or excise taxes; or withdrawals by proprietors or partners of unincorporated businesses.

Auxiliary establishments. Each company included in this census was asked to identify and separately report auxiliary locations whose primary functions were to manage, administer, service, or support the activities of the other establishments of the company. Data presented in this report do not include auxiliary establishments. Data for auxiliaries are presented in a subsequent report issued as part of the 1992 Enterprise Statistics reports.

KIND-OF-BUSINESS CLASSIFICATIONS

Wholesale trade, major groups 50 and 51 in the 1987 SIC manual, includes establishments primarily engaged in selling merchandise to retailers; to industrial, commercial, institutional, farm, or professional business users; or to other wholesalers; or acting as agents or brokers in buying merchandise for or selling merchandise to such persons or companies.

The principal types of establishments included are:

1. Merchant wholesalers who take title to the goods they sell, such as wholesale merchants or jobbers, industrial distributors, voluntary group wholesalers, drop shippers, retailer cooperative warehouses, terminal elevators, and cooperative buying associations.
2. Manufacturers' sales branches and offices (but not retail stores) maintained by manufacturing or mining enterprises apart from their plants or mines for the purpose of marketing their products. Sales branches and offices located at plants are included when separate records are available.
3. Agents, brokers, and commission merchants who buy or sell products owned by others on a commission or agency basis.

Establishments primarily engaged in the wholesale distribution of used products are classified on the basis of the product sold. Establishments primarily engaged in selling merchandise to contractors are included in wholesale trade, with the exception of lumber yards and paint, glass, and wallpaper stores. These exceptions are classified in retail trade if they consider themselves retail, sell to the general public, and their sales to contractors and the general public is more than half their total sales.

Establishments covered by the census were assigned kind-of-business classifications according to the industry classifications defined in the 1987 SIC manual. When a more detailed classification than defined in the SIC manual was needed, additional kinds-of-business were identified within an SIC industry.

Kind-of-business classifications are not interchangeable with commodity classifications, because most businesses sell several kinds of commodities. The kind-of-business code assigned generally reflects either the individual commodity or the commodity group which is the primary source of the establishment's receipts, or some mixture of commodities which characterizes the establishment's business. Thus, the classification of establishments by kind of business does not make it possible to determine either the number of establishments handling a particular commodity or the sales of that commodity. For example, the groceries and related products classification excludes establishments selling food if the sale of food is not the primary source of receipts; moreover, even though establishments are classified as groceries and related products, some of their receipts may be derived from the sale of nonfood products. Information on the extent to which commodities are handled by different kinds of business is available in the 1992 Census of Wholesale Trade report, *Commodity Line Sales* (WC92-S-3). Descriptions of the 1992 Census of Wholesale Trade kind-of-business classifications follow:

Durable Goods (SIC Major Group 50)

This major group includes establishments primarily engaged in the wholesale distribution of durable goods.

Motor vehicles and motor vehicle parts and supplies (SIC 501)

Automobiles and other motor vehicles (SIC 5012).

Establishments primarily engaged in the wholesale distribution of new and used passenger automobiles, trucks, trailers, and other motor vehicles, including motorcycles, motor homes, and snowmobiles. Automobile distributors primarily engaged in selling at retail to individual customers for personal use, and also selling a limited amount of new and used passenger automobiles and trucks at wholesale, are classified in Retail Trade, Industry 5511.

SIC 5012 is subdivided in some tables into—

1. Automobile, light trucks, motorcycles, busses and recreational vehicles.
 - a. Automobiles and motorcycles.
 - b. Buses and recreational vehicles.
 - c. Light trucks and vans (14,000 lb or less).
2. Medium and heavy trucks and tractors (over 14,000 lb).
 - a. Medium trucks (14,001 to 26,000 lb).
 - b. Heavy trucks and tractors (over 26,000 lb).

Motor vehicle supplies and new parts (SIC 5013).

Establishments primarily engaged in the wholesale distribution of motor vehicle supplies, accessories, tools, and equipment; and new motor vehicle parts.

SIC 5013 is subdivided in some tables into—

1. Motor vehicle supplies and new parts—warehouse distributors.
2. Motor vehicle supplies and new parts—jobbers.
3. Petroleum products marketing equipment.

Tires and tubes (SIC 5014). Establishments primarily engaged in the wholesale distribution of tires and tubes for passenger and commercial vehicles.

Motor vehicle parts, used (SIC 5015). Establishments primarily engaged in the wholesale distribution at wholesale or retail of used motor vehicle parts. This industry includes establishments primarily engaged in dismantling motor vehicles for the purpose of selling parts. Establishments primarily engaged in dismantling motor vehicles for scrap are classified in Industry 5093.

Furniture and homefurnishings (SIC 502)

Furniture (SIC 5021). Establishments primarily engaged in the wholesale distribution of furniture, including bedsprings, mattresses, and other household furniture; office furniture;

and furniture for public parks and buildings. Establishments primarily engaged in the wholesale distribution of partitions, shelving, lockers, and store fixtures are classified in Industry 5046.

SIC 5021 is subdivided in some tables into—

1. Household and lawn furniture.
2. Office and business furniture.

Homefurnishings (SIC 5023). Establishments primarily engaged in the wholesale distribution of homefurnishings and housewares, including antiques; china; glassware and earthenware; lamps (including electric), curtains and draperies; linens and towels; and carpets, linoleum, and all other types of hard and soft surface floor coverings. Establishments primarily engaged in the wholesale distribution of other electrical household goods are classified in Industry 5064, and those distributing precious metal flatware are classified in Industry 5094.

SIC 5023 is subdivided in some tables into—

1. Household china, glassware, and crockery.
2. Linens, domestics, draperies, and curtains.
3. Floor coverings.
4. Other homefurnishings.

Lumber and other construction materials (SIC 503)

Lumber, plywood, millwork and wood panels (SIC 5031). Establishments, with or without yards, primarily engaged in the wholesale distribution of rough, dressed, and finished lumber (but not timber); plywood; reconstituted wood fiber products; doors and windows and their frames (all materials); wood fencing; and other wood or metal millwork.

SIC 5031 is subdivided in some tables into—

1. Lumber—without yard.
2. Lumber—with yard.
3. Plywood, millwork, and wood panels

Brick, stone, and related construction materials (SIC 5032). Establishments primarily engaged in the wholesale distribution of stone, cement, lime construction sand, and gravel; brick (except refractory); asphalt and concrete mixtures; and concrete, stone, and structural clay products (other than refractories). Distributors of industrial sand and of refractory materials are classified in Industry 5085. Establishments primarily engaged in producing ready-mixed concrete are classified in Manufacturing, Industry 3273.

SIC 5032 is subdivided in some tables into—

1. Brick, block, tile, clay/ cement sewer pipe.
2. Sand, gravel, and stone.
3. Cement, lime, and related products.

Roofing, siding, and insulation materials (SIC 5033). Establishments primarily engaged in the wholesale distribution of roofing, siding (except wood), and insulation materials.

Construction materials, n.e.c. (SIC 5039). Establishments primarily engaged in the wholesale distribution of mobile homes and of construction materials, not elsewhere classified, including prefabricated buildings and glass. Establishments selling construction materials to the general public and known as retail in the trade are classified in Retail Trade, Industry 5211. Establishments primarily engaged in marketing heavy structural metal products are classified in Industry 5051.

SIC 5039 is subdivided in some tables into—

1. Flat glass and other construction glass.
2. Other construction materials.

Professional and commercial equipment and supplies (SIC 504)

Photographic equipment and supplies (SIC 5043). Establishments primarily engaged in the wholesale distribution of photographic equipment and supplies. Establishments primarily engaged in the wholesale distribution of photocopy, microfilm, and similar equipment are classified in Industry 5044.

Office equipment (SIC 5044). Establishments primarily engaged in the wholesale distribution of office machines and related equipment, including photocopy and microfilm equipment, and safes and vaults. These establishments frequently also sell office supplies. However, establishments primarily engaged in wholesaling most office supplies are classified in Industry Group 511. Establishments primarily engaged in wholesaling office furniture are classified in Industry 5021; and those wholesaling computers and peripheral equipment are classified in Industry 5045.

Computers and computer peripheral equipment and software (SIC 5045). Establishments primarily engaged in the wholesale distribution of computers, computer peripheral equipment, and computer software. These establishments frequently may sell related supplies, but establishments primarily engaged in wholesaling supplies are classified according to the individual product (for example, computer paper in Industry 5112). Establishments primarily engaged in the wholesale distribution of modems and other electronic communications equipment are classified in Industry 5065. Establishments primarily engaged in selling computers and computer peripheral equipment and software for other than business or professional use are classified in Retail Trade, Industry 5734.

SIC 5045 is subdivided in some tables into—

1. Computers and peripheral equipment (selling primarily to business customers).

- a. Computers and peripheral equipment sold for resale.
 - b. Computers and peripheral equipment sold for end use.
2. Computer software (prepackaged, off-the-shelf).

Commercial equipment, n.e.c. (SIC 5046). Establishments primarily engaged in the wholesale distribution of commercial and related machines and equipment, not elsewhere classified, such as commercial cooking and food service equipment; partitions, shelving, lockers, and store fixtures; electrical signs; and balances and scales, except laboratory.

SIC 5046 is subdivided in some tables into—

1. Restaurant and hotel equipment and supplies.
2. Store machines and equipment.

Medical, dental, and hospital equipment and supplies (SIC 5047). Establishments primarily engaged in the wholesale distribution of surgical and other medical instruments, apparatus, and equipment; dentist equipment; artificial limbs; operating room and hospital equipment; X-ray machines; and other electromedical equipment and apparatus used by physicians and in hospitals. Also included in this industry are establishments primarily engaged in the wholesale distribution of professional supplies used by medical and dental practitioners.

SIC 5047 is subdivided in some tables into—

1. Medical and hospital equipment.
2. Dental equipment and supplies.

Ophthalmic Goods (SIC 5048). Establishments primarily engaged in the wholesale distribution of professional equipment and goods used, prescribed, or sold by ophthalmologists, optometrists, and opticians, including ophthalmic frames, lenses, and sunglass lenses.

Professional equipment and supplies, n.e.c. (SIC 5049). Establishments primarily engaged in the wholesale distribution of professional equipment and supplies, not elsewhere classified, such as drafting instruments, laboratory equipment, and scientific instruments.

SIC 5049 is subdivided in some tables into—

1. Religious and school supplies.
2. Other professional equipment and supplies, n.e.c. Establishments primarily engaged in selling specialty lines of professional equipment and supplies not mentioned above, such as veterinarian equipment and supplies, drafting supplies, and scientific equipment.

Metals and minerals, except petroleum (SIC 505)

Metals service centers and offices (SIC 5051). Establishments primarily engaged in marketing semifinished metal products, except precious metals. Establishments in

this industry may operate with warehouses (metals service centers) or without warehouses (metals sales offices). Establishments primarily engaged in marketing precious metals are classified in Industry 5092.

SIC 5051 is subdivided in some tables into—

1. Ferrous metals service centers and offices.
 - a. Ferrous metals service centers.
 - b. Ferrous metals sales offices.
2. Nonferrous metals service centers and offices.
 - a. Nonferrous metals service centers.
 - b. Nonferrous metals sales offices.

Coal and other minerals and ores (SIC 5052). Establishments primarily engaged in the wholesale distribution of coal and coke; copper, iron, lead, and other metallic ores, including precious metal ores; and crude nonmetallic minerals (including concentrates), except crude petroleum. Establishments primarily engaged in the wholesale distribution of nonmetallic minerals used in construction, such as sand and gravel, are classified in Industry 5032. Establishments primarily engaged in the wholesale distribution of crude petroleum are classified in Industry Group 517.

SIC 5052 is subdivided in some tables into—

1. Coal.
2. Other minerals and ores.

Electrical goods (SIC 506)

This industry group includes establishments primarily engaged in the wholesale distribution of electrical generating, distributing, and wiring equipment. It also includes household appliances, whether electrically, manually, or mechanically powered. This industry group does not include electrical commercial and industrial machines, in which electricity does the work directly, e.g., heating, turning a shaft, or ionizing a substance, or electrically powered commercial and industrial machines which are classified in Industry Group 504 or 508.

Electrical apparatus and equipment, wiring supplies, and construction materials (SIC 5063). Establishments primarily engaged in the wholesale distribution of electrical power equipment for the generation, transmission, distribution, or control of electric energy; electrical construction materials for outside power transmission lines and for electrical systems and electric light fixtures and bulbs. Construction contractors primarily engaged in installing electrical systems and equipment from their own stock are classified in Construction, Industry 1731.

Electrical appliances, television and radio sets (SIC 5064). Establishments primarily engaged in the wholesale distribution of radio and television receiving sets, other household electronic sound or video equipment, self-contained air-conditioning room units, and household

electrical appliances. Also included are establishments primarily engaged in the wholesale distribution of household gas and electric laundry equipment and refrigerators and freezers.

Electronic parts and equipment, n.e.c. (SIC 5065).

Establishments primarily engaged in the wholesale distribution of electronic parts and electronic communications equipment, not elsewhere classified, such as telephone and telegraph equipment; radio and television broadcasting and communications equipment; and intercommunications equipment. Establishments primarily engaged in the wholesale distribution of radio and television receiving sets, phonographs, CD-players, and other household sound or video equipment are classified in Industry 5064.

SIC 5065 is subdivided in some tables into—

1. Communications equipment.
2. Other electronic parts and equipment.

Hardware, and plumbing and heating equipment and supplies (SIC 507)

Hardware (SIC 5072). Establishments primarily engaged in the wholesale distribution of cutlery and general hardware, including hand saws; saw blades; brads, staples, and tacks; and bolts, nuts, rivets, and screws. Establishments primarily engaged in the wholesale distribution of nails, noninsulated wire, and screening are classified in Industry 5051.

Plumbing and heating equipment and supplies (hydronics) (SIC 5074). Establishments primarily engaged in the wholesale distribution of hydronic plumbing and heating equipment and supplies. Construction contractors primarily engaged in installing plumbing and heating equipment from their own stock are classified in Construction, Industry 1711.

Warm air heating and air-conditioning equipment and supplies (SIC 5075). Establishments primarily engaged in the wholesale distribution of warm air heating and air-conditioning equipment and supplies. Construction contractors primarily engaged in installing warm air heating and air-conditioning equipment are classified in Construction, Industry 1711.

Refrigeration equipment and supplies (SIC 5078). Establishments primarily engaged in the wholesale distribution of refrigeration equipment and supplies. Construction contractors primarily engaged in installation of refrigeration equipment from their own stock are classified in Construction, Industry 1711.

Machinery, equipment, and supplies (SIC 508)

Construction and mining (except petroleum) machinery and equipment (SIC 5082). Establishments primarily engaged in the wholesale distribution of construction or mining cranes, excavating machinery and equipment, power

shovels, road construction and maintenance machinery, tractor-mounting equipment, and other specialized machinery and equipment used in the construction, mining, and logging industries. Establishments engaged in marketing oil well machinery and equipment are classified in Industry 5084.

Farm and garden machinery and equipment (SIC 5083).

Establishments primarily engaged in the wholesale distribution of agricultural machinery and equipment for use in preparation and maintenance of the soil, the planting and harvesting of crops, and other operations and processes pertaining to work on the farm, lawn, or garden; and dairy and other livestock equipment.

SIC 5083 is subdivided in some tables into—

1. Farm machinery and equipment—farm dealers.
2. Farm machinery and equipment—wholesale distributors.
3. Lawn and garden machinery and equipment.

Industrial machinery and equipment (SIC 5084). Establishments primarily engaged in the wholesale distribution of industrial machinery and equipment, not elsewhere classified.

SIC 5084 is subdivided in some tables into—

1. Food-processing machinery and equipment.
2. General-purpose industrial machinery, equipment, and parts.
3. Metalworking machinery and equipment.
4. Materials handling equipment.
5. Oil well, oil refinery, and pipeline machinery, equipment, and supplies.
6. Other industrial machinery and equipment. Establishments primarily engaged in selling special purpose industrial machinery not elsewhere classified, including printing machinery, paper and paper products machinery, smelting and metal refining machinery and equipment, cigar and cigarette machinery, and similar special industry machinery.

Industrial supplies (SIC 5085). Establishments primarily engaged in the wholesale distribution of industrial supplies, not elsewhere classified.

SIC 5085 is subdivided in some tables into—

1. General-line industrial supplies.
2. Mechanical power transmission equipment.
3. Hydraulic and pneumatic (fluid-power) parts, accessories, and supplies.
4. Welding supplies.
5. Industrial containers and supplies.
6. Industrial valves and fittings, except fluid-power.

7. Other industrial supplies—Establishments primarily engaged in selling a specialty line of industrial materials and supplies not elsewhere classified, such as abrasives, mechanical rubber goods, ropes, cordage, and industrial diamonds.

Service establishment equipment and supplies (SIC 5087). Establishments primarily engaged in the wholesale distribution of equipment and supplies for barber shops, beauty parlors, power laundries, dry-cleaning plants, upholsterers, undertakers, and related personal service establishments.

SIC 5087 is subdivided in some tables into—

1. Beauty and barber equipment and supplies.
2. Custodial (janitors') equipment and supplies.
3. Laundry and dry-cleaning equipment and supplies.
4. Other service establishment equipment and supplies—Establishments primarily engaged in selling a specialty line of service establishment supplies, such as upholsterers' equipment and supplies, seamstresses' supplies, tailors' supplies, undertakers' supplies, municipality equipment and supplies, and shoe repair supplies.

Transportation equipment and supplies, except motor vehicles (SIC 5088). Establishments primarily engaged in the wholesale distribution of transportation equipment and supplies. Establishments primarily engaged in the wholesale distribution of motor vehicles and motor vehicle parts are classified in Industry Group 501, and those distributing pleasure boats are classified in Industry 5091.

SIC 5088 is subdivided in some tables into—

1. Aircraft and aeronautical equipment and supplies.
2. Marine machinery, equipment, and supplies.
3. Other transportation equipment and supplies—Establishments primarily engaged in selling equipment and supplies used in the operation, maintenance, and repair of railroads, streetcars, buses, tramways, aerial hoists, and horsedrawn vehicles.

Miscellaneous durable goods (SIC 509)

Sporting and recreational goods and supplies (SIC 5091). Establishments primarily engaged in the wholesale distribution of sporting goods and accessories; billiard and pool supplies; sporting firearms and ammunition; and marine pleasure craft, equipment and supplies. Establishments primarily engaged in the wholesale distribution of motor vehicles and trailers are classified in Industry 5012; those distributing self-propelled golf carts are classified in Industry 5088; and those distributing athletic apparel and footwear are classified in Industry Group 513.

Toys and hobby goods and supplies (SIC 5092). Establishments primarily engaged in the wholesale distribution of games, toys, hobby goods and supplies, and related goods, such as fireworks and playing cards.

Scrap and waste materials (SIC 5093). Establishments primarily engaged in assembling, breaking up, sorting, and wholesale distribution of scrap and waste materials. This industry includes auto wreckers engaged in dismantling automobiles for scrap. However, those engaged in dismantling automobiles for the purpose of selling secondhand parts at retail are classified in Industry 5015.

SIC 5093 is subdivided in some tables into—

1. Iron and steel scrap processors and dealers.
 - a. Iron and steel scrap processors (using power processing equipment).
 - b. Iron and steel scrap dealers (not using power processing equipment).
2. Nonferrous recyclable materials.

Jewelry, watches, precious stones, and precious metals (SIC 5094). Establishments primarily engaged in the wholesale distribution of jewelry, precious stones and metals, costume jewelry, watches, clocks, silverware, and jewelers' findings. Establishments primarily engaged in the wholesale distribution of precious metal ores are classified in Industry 5052.

SIC 5094 is subdivided in some tables into—

1. Jewelry, watches, diamonds, precious stones, and silverware.
2. Precious metals (excluding ores).

Durable goods, n.e.c. (SIC 5099). Establishments primarily engaged in the wholesale distribution of durable goods, not elsewhere classified, such as musical instruments and forest products, except lumber.

SIC 5099 is subdivided in some tables into—

1. Musical instruments and supplies.
2. Forest products, except lumber.
3. General merchandise—durable.
4. Compact disks, prerecorded audio tapes, and phonograph records.
5. Fire extinguishers and fire safety equipment.
6. Other durable goods.

Nondurable Goods (SIC Major Group 51)

This major group includes establishments primarily engaged in the wholesale distribution of nondurable goods.

Paper and paper products (SIC 511)

Printing and writing paper (SIC 5111). Establishments primarily engaged in the wholesale distribution of printing and writing paper, including envelope paper; fine paper; and groundwood paper.

Stationery and office supplies (SIC 5112). Establishments primarily engaged in the wholesale distribution of stationery and office supplies, including computer and photocopy supplies, envelopes, typewriter paper, file cards and folders, pens, pencils, social stationery, and greeting cards.

Industrial and personal service paper (SIC 5113). Establishments primarily engaged in the wholesale distribution of wrapping and other coarse paper, paperboard, and converted paper and related disposable plastic products, such as bags, boxes, dishes, eating utensils, napkins, and shipping supplies.

Drugs, drug proprietaries, and druggists' sundries (SIC 512)

Drugs, drug proprietaries, and druggists' sundries (SIC 5122). Establishments primarily engaged in the wholesale distribution of prescription drugs, proprietary drugs, druggists' sundries, and toiletries. Establishments primarily engaged in the wholesale distribution of surgical, dental, and hospital equipment are classified in Industry 5047.

SIC 5122 is subdivided in some tables into—

1. General-line drugs—These are wholesalers who reported a substantial portion of their sales in "drugs and pharmaceuticals" and a combination of "proprietary (patent) medicines," "cosmetics," "perfumes," and "other toiletries and druggists' sundries."
2. Specialty-line drugs, pharmaceuticals, cosmetics, and toiletries. These are wholesale establishments engaged in selling limited lines among the above products.

Apparel, piece goods, and notions (SIC 513)

Piece goods, notions, and other dry goods (SIC 5131). Establishments primarily engaged in the wholesale distribution of piece goods or yard goods of natural or man-made fibers, notions (sewing and hair accessories, etc.), and other dry goods. Converters who buy fabric goods (except knit goods) in the grey, have them finished on contract, and sell at wholesale are included here. Converters of knit goods are classified in Manufacturing, Industry Group 225. This industry does not include establishments primarily engaged in the wholesale distribution of homefurnishings which are classified in Industry 5023.

SIC 5131 is subdivided in some tables into—

1. Piece goods.
 - a. Piece goods—jobbers.

b. Piece goods—converters.

2. Notions and other dry goods.

Men's and boys' clothing and furnishings (SIC 5136). Establishments primarily engaged in the wholesale distribution of men's and boys' apparel and furnishings, sportswear, hosiery, underwear, nightwear, and work clothing.

Women's, children's, and infants' clothing and accessories (SIC 5137). Establishments primarily engaged in the wholesale distribution of women's, children's, and infants' clothing and accessories, including hosiery, lingerie, millinery, and furs.

Footwear (SIC 5139). Establishments primarily engaged in the wholesale distribution of footwear (including athletic) made of leather, rubber, and other materials.

Groceries and related products (SIC 514)

Groceries, general-line (SIC 5141). Establishments primarily engaged in the wholesale distribution of a general line of groceries. Establishments primarily engaged in roasting coffee, blending tea, or grinding and packaging spices are classified in Manufacturing Major Group 20.

SIC 5141 is subdivided in some tables into—

1. Voluntary.
2. Retail cooperative.
3. Other general-line.

Packaged frozen foods (SIC 5142). Establishments primarily engaged in the wholesale distribution of packaged quick-frozen vegetables, juices, meats, fish, poultry, pastries, and other "deep freeze" products. Establishments primarily engaged in the wholesale distribution of frozen dairy products are classified in Industry 5143, and those distributing frozen poultry, fish, and meat which are not packaged are classified in Industries 5144, 5146, and 5147, respectively.

Dairy products, except dried or canned (SIC 5143). Establishments primarily engaged in the wholesale distribution of dairy products, such as butter, cheese, ice cream and ices, and fluid milk and cream. This industry does not include establishments primarily engaged in pasteurizing and bottling milk, which are classified in Manufacturing, Industry Group 202. Establishments primarily engaged in the wholesale distribution of dried or canned dairy products are classified in Industry 5149.

SIC 5143 is subdivided in some tables into—

1. Raw milk.
2. Dairy products, except raw milk.

Poultry and poultry products (SIC 5144). Establishments primarily engaged in the wholesale distribution of poultry and poultry products, except canned and packaged frozen products. This industry does not include establishments primarily engaged in the killing and dressing of poultry, which are classified in Manufacturing, Industry 2015. Establishments primarily engaged in the wholesale distribution of packaged frozen poultry are classified in Industry 5142, and those distributing canned poultry are classified in Industry 5149.

SIC 5144 is subdivided in some tables into—

1. Live poultry.
2. Poultry and poultry products, except live.

Confectionery (SIC 5145). Establishments primarily engaged in the wholesale distribution of confectionery and related products, such as candy, chewing gum, fountain fruits, salted or roasted nuts, popcorn, fountain syrups, and potato, corn, and similar chips.

Fish and seafoods (SIC 5146). Establishments primarily engaged in the wholesale distribution (but not packaging) of fresh, cured, or frozen fish and seafoods, except canned or packaged frozen. The preparation of fresh or frozen packaged fish and other seafood, and the shucking and packing of fresh oysters in nonsealed containers, are classified in Manufacturing, Industry 2092. Establishments primarily engaged in the wholesale distribution of canned seafood are classified in Industry 5149, and those distributing packaged frozen foods are classified in Industry 5142.

Meats and meat products (SIC 5147). Establishments primarily engaged in the wholesale distribution of fresh, cured, and processed (but not canned) meats and lard. Establishments primarily engaged in the wholesale distribution of frozen packaged meats are classified in Industry 5142, and those distributing canned meats are classified in Industry 5149.

SIC 5147 is subdivided in some tables into—

1. Meats and meat products, except boxed beef.
2. Packaging boxed beef.

Fresh fruits and vegetables (SIC 5148). Establishments primarily engaged in the wholesale distribution of fresh fruits and vegetables.

Groceries and related products, n.e.c. (SIC 5149). Establishments primarily engaged in the wholesale distribution of groceries and related products, not elsewhere classified. Establishments primarily engaged in the wholesale distribution of soft drinks, and in bottling and distributing natural spring and mineral waters, are classified in this industry, but establishments primarily engaged in bottling soft drinks are classified in Manufacturing, Major Group 20. This industry does not include establishments primarily

engaged in the wholesale distribution of farm-product raw materials classified in Industry Group 515, nor those distributing beer, wine, and distilled alcoholic beverages of Industry Group 518.

SIC 5149 is subdivided in some tables into—

1. Coffee, tea, and spices.
2. Bread and baked goods.
3. Soft drinks.
4. Canned goods.
5. Food and beverage basic materials.
6. Other grocery specialties.

Farm-product raw materials (SIC 515)

Grain and field beans (SIC 5153). Establishments primarily engaged in buying and/or marketing grain (such as corn, wheat, oats, barley, and unpolished rice), dry beans, soybeans, and other inedible beans. Country grain elevators primarily engaged in buying or receiving grain from farmers are included, as well as terminal elevators and other merchants marketing grain. Establishments primarily engaged in the wholesale distribution of field and garden seeds are classified in Industry 5191.

Livestock (SIC 5154). Establishments primarily engaged in buying and/or marketing cattle, hogs, sheep, and goats. This industry also includes the operation of livestock auction markets.

Farm-product raw materials, n.e.c. (SIC 5159). Establishments primarily engaged in buying and/or marketing farm products, not elsewhere classified. Establishments primarily engaged in the wholesale distribution of milk are classified in Industry 5143, and those distributing live poultry are classified in Industry 5144.

SIC 5159 is subdivided in some tables into—

1. Hides, skins, and pelts.
2. Leaf tobacco.
3. Wool, wool tops, and mohair.
4. Cotton.
5. Other farm-product raw materials.

Chemicals and allied products (SIC 516)

Plastics materials and basic forms and shapes (SIC 5162). Establishments primarily engaged in the wholesale distribution of plastics materials, and of unsupported plastics film, sheets, sheeting, rods, tubes, and other basic forms and shapes.

Chemicals and allied products, n.e.c. (SIC 5169). Establishments primarily engaged in the wholesale distribution of chemicals and allied products, not elsewhere classified,

such as acids, industrial and heavy chemicals, dyestuffs, industrial salts, rosin, and turpentine. Establishments primarily engaged in the wholesale distribution of ammunition are classified in Industry Group 509; those distributing agricultural chemicals and pesticides are classified in Industry 5191; those distributing drugs are classified in Industry 5122; and those distributing pigments, paints, and varnishes are classified in Industry 5198.

SIC 5169 is subdivided in some tables into—

1. Industrial gases, except LP.
2. Other chemicals and allied products.

Petroleum and petroleum products (SIC 517)

This industry group includes establishments primarily engaged in the wholesale distribution of crude petroleum and petroleum products. Included are establishments primarily engaged in the distribution of liquefied petroleum gas. Establishments primarily engaged in the transmission and/or distribution of natural gas are classified in Utilities, Industry Group 492.

Petroleum bulk stations and terminals (SIC 5171). Establishments primarily engaged in the wholesale distribution of crude petroleum and petroleum products from bulk liquid storage facilities. These establishments have a bulk liquid storage capacity of 10,000 gallons or more.

SIC 5171 is subdivided in some tables into—

1. Petroleum bulk stations and terminals, except LP.
2. Liquefied petroleum gas bulk stations and terminals.

Petroleum and petroleum products wholesalers, except bulk stations and terminals (SIC 5172). Establishments primarily engaged in the wholesale distribution of crude petroleum and petroleum products. These establishments do not have a bulk liquid storage capacity of 10,000 gallons or more. Included are packaged and bottled petroleum products distributors, truck jobbers, and others marketing petroleum and its products at wholesale.

Beer, wine, and distilled alcoholic beverages (SIC 518)

Beer and ale (SIC 5181). Establishments primarily engaged in the wholesale distribution of beer, ale, porter, and other fermented malt beverages.

Wine and distilled alcoholic beverages (SIC 5182). Establishments primarily engaged in the wholesale distribution of distilled spirits, including neutral spirits and ethyl alcohol used in blended wines and distilled liquors.

SIC 5182 is subdivided in some tables into—

1. Wine and distilled alcoholic beverages—licensed.
2. Wine and distilled alcoholic beverages—State operated.

Miscellaneous nondurable goods (SIC 519)

Farm supplies (SIC 5191). Establishments primarily engaged in the wholesale distribution of animal feeds, fertilizers, agricultural chemicals, pesticides, seeds, and other farm supplies, except grains. Establishments primarily engaged in the wholesale distribution of pet food are classified in Industry 5149, and those distributing pet supplies are classified in Industry 5199.

SIC 5191 is subdivided in some tables into—

1. Farm supplies—farm dealers.
2. Farm supplies—wholesale distributors.

Books, periodicals, and newspapers (SIC 5192). Establishments primarily engaged in the wholesale distribution of books, periodicals, and newspapers.

Flowers, nursery stock, and florists' supplies (SIC 5193). Establishments primarily engaged in the wholesale distribution of flowers, nursery stock, and florists' supplies.

Tobacco and tobacco products (SIC 5194). Establishments primarily engaged in the wholesale distribution of tobacco and its products. Leaf tobacco wholesalers are classified in Industry 5159, and establishments primarily engaged in stemming and redrying tobacco are classified in Manufacturing, Industry 2141.

Paints, varnishes, and supplies (SIC 5198). Establishments primarily engaged in the wholesale distribution of paints, varnishes, wallpaper, and supplies. Establishments selling to the general public and known as retail in the trade are classified in Retail Trade, Industry 5231.

Nondurable goods, n.e.c. (SIC 5199). Establishments primarily engaged in the wholesale distribution of nondurable goods, not elsewhere classified, such as art goods, industrial yarns, textile bags, and bagging and burlap.

SIC 5199 is subdivided in some tables into—

1. Art goods.
2. General merchandise—nondurable.
3. Textile bags and bagging.
4. Specialty advertising (sale of merchandise).
5. Other nondurable goods.

TYPE-OF-OPERATION CLASSIFICATIONS

In addition to being classified by kind of business, each wholesale establishment was classified for the census by type of operation according to the ownership of the business, ownership of the goods sold, or character of the principal transactions. Establishments in wholesale trade are grouped into the following three major types of operation and related subgroups:

Merchant wholesalers. Establishments primarily engaged in buying and selling merchandise on their own account. Included here are such types of establishments as wholesale merchants or jobbers, industrial distributors, voluntary group wholesalers, importers, exporters, cash and carry wholesalers, retailer cooperative warehouses, terminal and country grain elevators, farm products assemblers, wholesale cooperative associations, and petroleum bulk plants and terminals operated by nonrefining companies.

Wholesale distributors and jobbers. Establishments primarily engaged in buying and selling merchandise in the domestic market not manufactured by the parent company.

Importers. Establishments buying and selling goods at wholesale on their own account, whose principal source of purchases was foreign.

Exporters. Establishments primarily engaged in purchasing goods in the United States and selling them to foreign customers.

Terminal grain elevators. Grain elevators primarily engaged in buying and selling grain received from country grain elevators and grain marketing establishments. They have sizable space for grain storage, and products are received primarily by rail or barge rather than by truck.

Country grain elevators. Grain elevators, cooperative or other, buying and receiving grain directly from farmers by truck and selling at wholesale.

Assemblers of farm products, except country grain elevators. Establishments primarily engaged in purchasing directly from farmers and assembling and marketing farm products at wholesale.

Manufacturers' sales branches and offices. Establishments maintained by manufacturing, refining, and mining companies apart from their plants or mines for marketing their products at wholesale. Branch stores selling to household consumers and individual users are classified in retail trade. Sales branches and offices located at plants and administrative offices are included when separate records are available.

Manufacturers' sales branches. A branch with a stock of merchandise for sale. Included are refiner—marketers owned and operated by petroleum refining companies primarily for marketing their products.

Manufacturers' sales offices. An office without a stock of merchandise for sale.

Agents, brokers, and commission merchants. Establishments whose operators are in business for themselves and are primarily engaged in selling or buying goods for others. Included here are such types of operations as auction companies, import agents, export agents, selling agents, merchandise brokers, and commission merchants. "Sales" as shown in census publications for agents, brokers, and commission merchants represent the gross sales (or purchase) value of the goods in the transactions negotiated.

Auction companies. Wholesale establishments primarily engaged in selling merchandise on an agency basis by auction.

Brokers (representing buyers or sellers). Wholesale establishments primarily engaged in selling or buying merchandise in the domestic market on a brokerage basis but not receiving the goods on consignment.

Commission merchants. Wholesale establishments operating in the domestic market receiving goods for sale on consignment.

Import agents. Merchandise agents and brokers in the domestic market buying merchandise from or selling merchandise for foreign firms.

Export agents. Merchandise agents and brokers in the domestic market selling to or buying for foreign customers.

Manufacturers' agents. Wholesale establishments in the domestic market selling for a limited number of manufacturers on a continuing agency basis.



Appendix C.

Kind-of-Business Titles and Reporting-Form Numbers

[Listed below are wholesale kind-of-business titles and their corresponding reporting-form numbers. Requests for copies of any of these forms, including the inquiries used to classify establishment by kind of business, should be directed to the Services Division, Bureau of the Census, Washington, DC 20233]

SIC code	Title	Standard form CB-	Short form CB-	SIC code	Title	Standard form CB-	Short form CB-
DURABLE GOODS				DURABLE GOODS—Con.			
501	Motor vehicles and motor vehicle parts and supplies:			509	Miscellaneous durable goods:		
5012	Automobiles and other motor vehicles	5012	5003	5091	Sporting and recreational goods and supplies	5091	5003
5013	Motor vehicle supplies and new parts	5013	5003	5092	Toys and hobby goods and supplies	5091	5003
5014	Tires and tubes	5013	5003	5093	Scrap and waste materials	5093	5003
5015	Motor vehicle parts, used	5013	5003	5094	Jewelry, watches, precious stones, and precious metals	5094	5003
				5099	Durable goods, n.e.c.	5099	5003
DURABLE GOODS				NONDURABLE GOODS			
502	Furniture and homefurnishings:			511	Paper and paper products:		
5021	Furniture	5020	5001	5111	Printing and writing paper	5110	5102
5023	Homefurnishings	5020	5001	5112	Stationery and office supplies	5110	5102
				5113	Industrial and personal service paper	5110	5102
503	Lumber and other construction materials:			512	Drugs, drug proprietaries, and druggists' sundries:		
5031	Lumber, plywood, millwork, and wood panels	5030	5001	5122	Drugs, drug proprietaries, and druggists' sundries	5122	5102
5032	Brick, stone, and related construction materials	5030	5001				
5033	Roofing, siding, and insulation materials	5030	5001				
5039	Construction materials, n.e.c.	5030	5001	513	Apparel, piece goods, and notions:		
				5131	Piece goods, notions, and other dry goods	5131	5102
				5136	Men's and boys' clothing and furnishings	5136	5102
				5137	Women's, children's, and infants' clothing and accessories	5136	5102
				5139	Footwear	5136	5102
504	Professional and commercial equipment and supplies:			514	Groceries and related products:		
5043	Photographic equipment and supplies	5043	5003	5141	Groceries, general line	5141	5101
5044	Office equipment	5045	5002	5142	Packaged frozen foods	5142	5101
5045	Computers and computer peripheral equipment and software	5045	5002	5143	Dairy products, except dried or canned	5143	5101
5046	Commercial equipment, n.e.c.	5043	5002	5144	Poultry and poultry products	5144	5101
5047	Medical, dental, and hospital equipment and supplies	5047	5002	5145	Confectionery	5145	5101
5048	Ophthalmic goods	5047	5002	5146	Fish and seafoods	5146	5101
5049	Professional equipment and supplies, n.e.c.	5047	5002	5147	Meats and meat products	5147	5101
505	Metals and minerals, except petroleum:			5148	Fresh fruits and vegetables	5148	5101
5051	Metals service centers and offices	5051	5003	5149	Groceries and related products, n.e.c.	5141	5101
5052	Coal and other minerals and ores	5052	5003				
				515	Farm-product raw materials:		
506	Electrical goods:			5153	Grain and field beans	5150	5103
5063	Electrical apparatus and equipment, wiring supplies, and construction materials	5060	5001	5154	Livestock	5150	5103
				5159	Farm-product raw materials, n.e.c.	5150	5103
5064	Electrical appliances, television and radio sets	5060	5001				
5065	Electronic parts and equipment, n.e.c.	5060	5001	516	Chemicals and allied products:		
				5162	Plastics materials and basic forms and shapes	5160	5102
				5169	Chemicals and allied products, n.e.c.	5160	5102
507	Hardware, and plumbing and heating equipment and supplies:			517	Petroleum and petroleum products:		
5072	Hardware	5070	5001	5171	Petroleum bulk stations and terminals	5170	1NA
5074	Plumbing and heating equipment and supplies (hydronics)	5070	5001	5172	Petroleum and petroleum products wholesalers, except bulk stations and terminals	5170	1NA
5075	Warm air heating and air-conditioning equipment and supplies	5070	5001				
5078	Refrigeration equipment and supplies	5070	5001	518	Beer, wine, and distilled alcoholic beverages:		
				5181	Beer and ale	5180	5103
				5182	Wine and distilled alcoholic beverages	5180	5103
508	Machinery, equipment, and supplies:			519	Miscellaneous nondurable goods:		
5082	Construction and mining (except petroleum) machinery and equipment	5082	5002	5191	Farm supplies	5191	5102
5083	Farm and garden machinery and equipment	5083	5002	5192	Books, periodicals, and newspapers	5192	5102
5084	Industrial machinery and equipment	5084	5002	5193	Flowers, nursery stock, and florists' supplies	5192	5102
5085	Industrial supplies	5085	5002	5194	Tobacco and tobacco products	5194	5102
5087	Service establishment equipment and supplies	5087	5002	5198	Paints, varnishes, and supplies	5198	5102
5088	Transportation equipment and supplies, except motor vehicles ..	5088	5002	5199	Nondurable goods, n.e.c.	5199	5102

¹Petroleum wholesalers were all sent form CB-5170.

Appendix D. Metropolitan Areas

(Titles and definitions shown for MSA's, CMSA's, and PMSA's are those established by the Office of Management and Budget, as of June 30, 1993)

KANSAS

Kansas City, MO-KS MSA

Johnson County, KS
Leavenworth County, KS
Miami County, KS
Wyandotte County, KS
Cass County, MO
Clay County, MO
Clinton County, MO
Jackson County, MO
Lafayette County, MO

Kansas City, MO-KS MSA—Con.

Platte County, MO
Ray County, MO

Lawrence, KS MSA

Douglas County, KS

Topeka, KS MSA

Shawnee County, KS

Wichita, KS MSA

Butler County, KS
Harvey County, KS
Sedgwick County, KS

Appendix E.

Percent of Sales Data Based on Administrative Records and Estimation for the State: 1992

[For meaning of abbreviations and symbols and for more information on reliability of data, see introductory text. For explanation of terms and comparability of 1987 and 1992 censuses, see appendix A]

SIC code	Kind of business	Percent of sales†—		SIC code	Kind of business	Percent of sales†—	
		From administrative records ¹	Estimated ²			From administrative records ¹	Estimated ²
	Wholesale trade -----	3.1	2.3		Wholesale trade—Con.		
50	Durable goods -----	4.1	2.6	50	Durable goods—Con.		
				509	Miscellaneous durable goods -----	20.5	7.2
				5091	Sporting and recreational goods and supplies -----	31.0	4.9
				5092	Toys and hobby goods and supplies -----	15.6	.3
501	Motor vehicles and motor vehicle parts and supplies -----	2.1	.6	5093	Scrap and waste materials -----	9.0	9.3
5012	Automobiles and other motor vehicles -----	2.3	.5	5094	Jewelry, watches, precious stones, and precious metals -----	2.2	4.9
5013	Motor vehicle supplies and new parts -----	1.5	1.4	5099	Durable goods, n.e.c. -----	22.8	22.6
5014	Tires and tubes -----	.7					
5015	Motor vehicle parts, used -----	15.1	.7	51	Nondurable goods -----	2.5	2.1
				511	Paper and paper products -----	2.2	2.8
502	Furniture and home furnishings -----	4.1	1.3	5111	Printing and writing paper -----	.4	2.5
5021	Furniture -----	(D)	(D)	5112	Stationery and office supplies -----	1.3	5.7
5023	Home furnishings -----	(D)	(D)	5113	Industrial and personal service paper -----	5.4	.1
				512	Drugs, drug proprietaries, and druggists' sundries -----	.6	.6
503	Lumber and other construction materials -----	6.5	3.1	5122	Drugs, drug proprietaries, and druggists' sundries -----	.6	.6
5031	Lumber, plywood, millwork, and wood panels -----	(D)	(D)	513	Apparel, piece goods, and notions -----	3.5	.5
5032	Brick, stone, and related construction materials -----	3.3	9.0	5131	Piece goods, notions, and other dry goods -----	(D)	(D)
5033	Roofing, siding, and insulation materials -----	.6	.8	5136	Men's and boys' clothing and furnishings -----	6.0	—
5039	Construction materials, n.e.c. -----	(D)	(D)	5137	Women's, children's, and infants' clothing and accessories -----	3.3	1.8
				5139	Footwear -----	(D)	(D)
504	Professional and commercial equipment and supplies -----	2.9	4.4	514	Groceries and related products -----	1.1	1.6
5043	Photographic equipment and supplies -----	.6	—	5141	Groceries, general line -----	2.6	.4
5044	Office equipment -----	4.6	2.3	5142	Packaged frozen foods -----	.9	.5
5045	Computers and computer peripheral equipment and software -----	2.3	5.1	5143	Dairy products, except dried or canned -----	.5	1.3
5046	Commercial equipment, n.e.c. -----	3.0	15.4	5144	Poultry and poultry products -----	—	—
5047	Medical, dental, and hospital equipment and supplies -----	2.5	4.0	5145	Confectionery -----	.2	5.7
5048	Ophthalmic goods -----	13.4	—	5146	Fish and seafoods -----	—	—
5049	Professional equipment and supplies, n.e.c. -----	1.7	3.6	5147	Meats and meat products -----	.2	.3
				5148	Fresh fruits and vegetables -----	.5	.2
505	Metals and minerals, except petroleum -----	.4	1.0	5149	Groceries and related products, n.e.c. -----	.3	3.3
5051	Metals service centers and offices -----	.4	1.0				
5052	Coal and other minerals and ores -----	1.3	—	515	Farm-product raw materials -----	2.6	2.2
				516	Chemicals and allied products -----	.9	4.6
506	Electrical goods -----	2.0	2.8	5162	Plastics materials and basic forms and shapes -----	.1	10.9
5063	Electrical apparatus and equipment, wiring supplies, and construction materials -----	2.3	2.2	5169	Chemicals and allied products, n.e.c. -----	1.1	3.5
5064	Electrical appliances, television and radio sets -----	1.4	2.4	517	Petroleum and petroleum products -----	4.7	1.4
5065	Electronic parts and equipment, n.e.c. -----	2.1	3.5	5171	Petroleum bulk stations and terminals -----	2.2	.3
				5172	Petroleum and petroleum products wholesalers, except bulk stations and terminals -----	7.3	2.5
507	Hardware, and plumbing and heating equipment and supplies -----	8.4	2.1	518	Beer, wine, and distilled alcoholic beverages -----	2.6	.6
5072	Hardware -----	14.0	1.1	5181	Beer and ale -----	3.8	—
5074	Plumbing and heating equipment and supplies (hydronics) -----	2.4	3.5	5182	Wine and distilled alcoholic beverages -----	—	2.0
5075	Warm air heating and air-conditioning equipment and supplies -----	8.1	1.6	519	Miscellaneous nondurable goods -----	4.6	4.8
5078	Refrigeration equipment and supplies -----	.5	1.9	5191	Farm supplies -----	(D)	(D)
				5192	Books, periodicals, and newspapers -----	.8	6.1
508	Machinery, equipment, and supplies -----	4.6	4.3	5193	Flowers, nursery stock, and florists' supplies -----	5.1	6.4
5082	Construction and mining (except petroleum) machinery and equipment -----	(D)	(D)	5194	Tobacco and tobacco products -----	—	—
5083	Farm and garden machinery and equipment -----	9.0	1.1	5198	Paints, varnishes, and supplies -----	5.3	3.4
5084	Industrial machinery and equipment -----	(D)	(D)	5199	Nondurable goods, n.e.c. -----	(D)	(D)
5085	Industrial supplies -----	3.7	8.8				
5087	Service establishment equipment and supplies -----	5.1	10.2				
5088	Transportation equipment and supplies, except motor vehicles -----	1.3	2.3				

¹Includes sales information obtained from administrative records of other Federal agencies.

²Includes sales information which was imputed based on historic company ratios or administrative records, or on industry averages.

Appendix F. Geographic Notes

KANSAS

Bonner Springs is in Johnson and Wyandotte Counties.

Herington is in Dickinson and Morris Counties; it annexed into Morris County in May 1986, but this change was not submitted to the Bureau of the Census until September 1987.

Manhattan is in Pottawatomie and Riley Counties.

Mulvane is in Sedgwick and Sumner Counties.

Appendix G.

Establishments in Business Any Time During Year and Establishments in Business at End of Year for the State: 1992 and 1987

[For meaning of abbreviations and symbols, see introductory text. For explanation of terms and comparability of 1987 and 1992 censuses, see appendix A]

SIC code	Kind of business	Establishments in business—			
		Any time during year		At end of year	
		1992	1987	1992	1987
	Wholesale trade	5 854	5 754	5 509	5 442
50	Durable goods	3 443	3 362	3 265	3 162
501	Motor vehicles and automotive parts and supplies	603	612	564	577
5012	Automobiles and other motor vehicles	104	91	97	78
5013	Motor vehicle supplies and new parts	344	390	321	375
5014	Tires and tubes	47	32	44	30
5015	Motor vehicle parts, used	108	99	102	94
502	Furniture and homefurnishings	134	118	132	111
5021	Furniture	54	49	54	46
5023	Homefurnishings	80	69	78	65
503	Lumber and other construction materials	181	167	166	163
5031	Lumber, plywood, millwork, and wood panels	70	63	65	61
5032	Brick, stone, and related construction materials	40	31	35	31
5033	Roofing, siding, and insulation materials	30	25	29	24
5039	Construction materials, n.e.c.	41	48	37	47
504	Professional and commercial equipment and supplies	496	466	473	431
5043	Photographic equipment and supplies	12	10	12	10
5044	Office equipment	102	142	99	136
5045	Computers and computer peripheral equipment and software	175	130	165	121
5046	Commercial equipment, n.e.c.	57	48	54	44
5047	Medical, dental, and hospital equipment and supplies	109	86	104	77
5048	Ophthalmic goods	11	14	11	12
5049	Professional equipment and supplies, n.e.c.	30	36	28	31
505	Metals and minerals, except petroleum	83	77	80	77
5051	Metals service centers and offices	79	74	76	74
5052	Coal and other minerals and ores	4	3	4	3
506	Electrical goods	386	369	367	344
5063	Electrical apparatus and equipment, wiring supplies, and construction materials	189	171	184	159
5064	Electrical appliances, television and radio sets	44	47	43	45
5065	Electronic parts and equipment, n.e.c.	153	151	140	140
507	Hardware, and plumbing and heating equipment and supplies	244	243	228	222
5072	Hardware	75	66	71	58
5074	Plumbing and heating equipment and supplies (hydronics)	108	109	99	103
5075	Warm air heating and air-conditioning equipment and supplies	46	52	43	47
5078	Refrigeration equipment and supplies	15	16	15	14
508	Machinery, equipment, and supplies	1 053	1 071	1 013	1 017
5082	Construction and mining (except petroleum) machinery and equipment	61	59	58	58
5083	Farm and garden machinery and equipment	311	378	297	356
5084	Industrial machinery and equipment	330	358	320	340
5085	Industrial supplies	198	153	195	144
5087	Service establishment equipment and supplies	85	77	81	73
5088	Transportation equipment and supplies, except motor vehicles	68	46	62	46
509	Miscellaneous durable goods	263	239	242	220
5091	Sporting and recreational goods and supplies	65	52	62	49
5092	Toys and hobby goods and supplies	27	19	25	15
5093	Scrap and waste materials	81	84	73	77
5094	Jewelry, watches, precious stones, and precious metals	28	20	27	18
5099	Durable goods, n.e.c.	62	64	55	61
51	Nondurable goods	2 411	2 392	2 244	2 280
511	Paper and paper products	172	139	152	129
5111	Printing and writing paper	25	18	23	17
5112	Stationery and office supplies	112	90	99	82
5113	Industrial and personal service paper	35	31	30	30
512	Drugs, drug proprietaries, and druggists sundries	42	36	37	33
5122	Drugs, drug proprietaries, and druggists sundries	42	36	37	33
513	Apparel, piece goods, and notions	71	56	69	52
5131	Piece goods, notions, and other dry goods	18	20	17	19
5136	Men's and boys' clothing and furnishings	22	15	21	15
5137	Women's, children's, and infants' clothing and accessories	28	16	28	13
5139	Footwear	3	5	3	5

SIC code	Kind of business	Establishments in business—			
		Any time during year		At end of year	
		1992	1987	1992	1987
51	Nondurable goods—Con.				
514	Groceries and related products	313	315	294	299
5141	Groceries, general line	40	39	35	38
5142	Packaged frozen foods	29	21	26	20
5143	Dairy products, except dried or canned	22	19	20	18
5144	Poultry and poultry products	10	12	10	10
5145	Confectionery	21	22	19	21
5146	Fish and seafoods	5	4	5	4
5147	Meats and meat products	37	44	34	40
5148	Fresh fruits and vegetables	23	32	23	32
5149	Groceries and related products, n.e.c.	126	122	122	116
515	Farm-product raw materials	766	824	709	797
5153	Grain and field beans	671	720	621	704
5154	Livestock	83	90	76	82
5159	Farm-product raw materials, n.e.c.	12	14	12	11
516	Chemicals and allied products	139	133	131	125
5162	Plastics materials and basic forms and shapes	26	27	24	26
5169	Chemicals and allied products, n.e.c.	113	106	107	99
517	Petroleum and petroleum products	327	326	309	314
5171	Petroleum bulk stations and terminals	254	251	246	243
5172	Petroleum and petroleum products wholesalers, except bulk stations and terminals	73	75	63	71
518	Beer, wine, and distilled alcoholic beverages	55	60	53	58
5181	Beer and ale	44	47	43	45
5182	Wine and distilled alcoholic beverages	11	13	10	13
519	Miscellaneous nondurable goods	526	503	490	473
5191	Farm supplies	304	281	284	263
5192	Books, periodicals, and newspapers	33	29	29	29
5193	Flowers, nursery stock, and florists' supplies	26	21	24	20
5194	Tobacco and tobacco products	21	25	21	25
5198	Paints, varnishes and supplies	35	39	33	35
5199	Nondurable goods, n.e.c.	107	108	99	101

Publication Program

1992 CENSUS OF WHOLESALE TRADE

Publications of the 1992 Census of Wholesale Trade, containing data on wholesale trade establishments with payroll in the United States, are described below. Publications order forms for specific reports may be obtained from any Department of Commerce district office or from Data User Services Division, Customer Services, Bureau of the Census, Washington, DC 20233-8300. The first results were issued in press releases. Final detailed statistics are issued in separate paperbound reports and compact disc-read only memory (CD-ROM).

Final Reports

Geographic area series—52 reports (WC92-A-1 to -52)

A separate paperbound report containing data for establishments with payroll is published for each State, the District of Columbia, and the United States. Each report presents general statistics for establishments with payroll, on number of establishments, sales, payroll, employment, operating expenses, and inventories. At the State level, data also are presented separately for the following types of wholesale operations: merchant wholesalers; manufacturers' sales branches and offices; and agents, brokers, and commission merchants. Less type-of-operation detail is shown below the State level. For States, MA's, and counties and places with 200 wholesale establishments or more, statistics are presented by kind of business. Greater kind-of-business detail is shown for larger areas. In addition, data are shown for all places with 2,500 inhabitants or more and all counties (with no kind-of-business detail). For each State, the District of Columbia, and the United States, 1992 data are provided on sales and employees per establishment, sales and payroll per employee, payroll as a percent of operating expenses, and operating expenses and end-of-year inventories as percentages of sales. Comparative statistics showing percent changes in sales and payroll between 1987 and 1992 also are shown by kind of business.

Subject series—4 reports (WC92-S-1 to -4)

The *Establishment and Firm Size* report (WC92-S-1) presents data for establishments with payroll, based on size of establishment, size of company or firm, and legal form of organization. Establishment statistics are presented by sales size and by employment size; statistics for firms by sales size (including concentration by largest firms), by employment size, and by number of establishments operated (single units and multiunits). Statistics are presented by kind of business on the number of establishments, sales, payroll, and employment for the United States.

The *Measures of Value Produced, Capital Expenditures, Depreciable Assets, and Operating Expenses* report (WC92-S-2) presents data on measures of value produced, capital expenditures, depreciable assets, and operating expenses for firms with payroll

for the United States by major kinds of business. Measures of value produced include gross margin, value added, and net income produced at market prices and factor costs. Operating expenses include annual payroll, supplemental labor costs, purchased services, etc. Sales, purchases, and beginning and ending inventories data also are provided.

The *Commodity Line Sales* report (WC92-S-3) presents data on major categories of commodities sold by wholesale kinds of business for the United States. Data for 15 selected MA's and 15 selected States will be available on electronic media only. Tables present data for each kind of business and show, for each commodity line, the number of establishments handling the line and their sales of the line; the percentage of total sales of the kind of business accounted for by each of the lines carried; and, for establishments actually handling a specific line, the percentage of total sales represented by sales of that line. Summary statistics also are provided for the broad commodity line categories, including counts of establishments and the amount and percentage of the line sold by various kinds of wholesale businesses.

The *Miscellaneous Subjects* report (WC92-S-4) contains data by kind of business on employment by principal activity; sales by class of customer; inventory valuation methods; commissions and gross selling value of business conducted for others by agents and brokers; gross margins, gross profits, and their components; and on petroleum bulk stations and terminals. Data are presented for the United States as a whole; for petroleum bulk stations and terminals, States, and counties.

Electronic Media

All data included in the printed reports are available on CD-ROM. The CD-ROM's provide the same information found in the final reports as well as additional information not published in the final reports, such as commodity line sales data for States (WC92-S-3). Electronic media products are available for users who wish to summarize, rearrange, or process large amounts of data. These products, with corresponding technical documentation, are sold by Data User Services Division, Customer Services, Bureau of the Census, Washington, DC 20233-8300.

OTHER ECONOMIC CENSUS REPORTS

Data on retail trade, service industries, transportation, communications, utilities, financial, insurance, real estate, construction industries, manufactures, mineral industries, enterprise statistics, minority-owned business enterprises, and women-owned businesses also are available from the 1992 Economic Census. A separate series of reports covers the census of outlying areas: Puerto Rico, Virgin Islands of the United States, Guam, and the Northern Marianas. Separate announcements describing these reports are available free of charge from Data User Services Division, Customer Services, Bureau of the Census, Washington, DC 20233-8300.